

Heartland of Opportunity **The City of Modesto**



City of Modesto
Capital Improvement Program
Fiscal Year 2025-2026 Through 2029-2030



In accordance with the requirements of Title II of the Americans with Disabilities Act (“ADA”) of 1990, the Fair Employment & Housing Act (“FEHA”), the Rehabilitation Act of 1973 (as amended), Government Code section 11135 and other applicable codes, the City of Modesto (“City”) will not discriminate against individuals on the basis of disability in the City’s services, programs, or activities. For more information, please visit the City of Modesto website at

<https://www.modestogov.com/865/Americans-with-Disabilities-Act-ADA>

Table of Contents

Introduction

CIP Document Structure and Approval Process..... 1

Sample of a Detail Project Page..... 4

CIP Glossary of Terms..... 5

Policy..... 7

Miscellaneous..... 11

Parking..... 23

Parks..... 26

Public Safety..... 78

Transportation..... 83

Wastewater..... 218

Water..... 310

2025

CIP Comprehensive Document

The Capital Improvement Program document presents the ten-year capital program for the city. This document includes detailed project information broken out by the major infrastructure categories shown below. In addition, a narrative that gives an overview of the projects, project highlights, major accomplishments, policy issues and unmet needs has been provided by the department overseeing these projects.

- Airport
- Fleet
- Information Technology
- Miscellaneous
- Parking
- Parks Systems
- Public Safety
- Storm Drainage
- Traffic Circulation
- Transit
- Wastewater
- Water

The Detail Page for each project reflects the following information:

- CIP Number
- Fund and Cost Center
- Element {Community Growth, Community Development, Housing, Community Services & Facilities, Public Safety or Environmental Resources & Open Spaces}
- Manager Responsible for Project
- Year project started and Year project is expected to be completed
- Project Status {New, Future, Active}
- All Expenditure accounts with current and future budget amounts
- All Revenue sources with current and future budgets amounts
- Any Transfers from other City of Modesto funds
- Any Fund Balance requirements in order to supplement the cost of the project

2025

Annual Capital Improvement Program (CIP)

The process of developing the CIP normally proceeds in parallel with the operating budget.

1. Existing Project Review: Existing projects are reviewed by department staff, with the assistance of the Finance department, to identify any projects which should be closed – either because they are complete, or because they have been inactive for an extended period of time.
2. Resource Estimation: The Finance department, in coordination with other departments, develops estimates of the City resources available for spending on capital improvements and other projects.
3. Project & Funding Source Identification: Departments identify projects to be included in the CIP document. The goal is to include both current projects and any future projects, which should commence within the ten-year timeframe of the CIP plan. Departments also identify likely project-specific funding sources (primarily State and Federal grant funds). Other resources – such as City revenues or borrowing – are identified to cover the remaining costs of projects, as far as possible.
4. CIP Balancing: The Finance department compiles project-level information prepared by departments and determines whether any City funding sources are “over-committed” – i.e. whether the amount earmarked for projects total more than the available revenues. If so, departments are asked to select projects to defer until future years in which resources may become available.
5. CIP Task Force: In 2008, a CIP Task Force was created to look at the overall needs of the City and to prioritize projects (more information of the Task Force can be located in the tab “Task Force”). All scores determined by the task force have been added to the detail pages as well as the spreadsheet view of projects. Due to decreased activity and funding over the last year, the Task Force maintained the Ranked Project list from FY 13-14.
6. Planning Commission/Effective Government Committee Presentation: Once the CIP program is balanced and ranked by the Task Force, it is presented to the joint session of the Planning Commission and the Effective Government Committee, which determines whether the CIP is consistent with the City’s comprehensive land use plan and financial reasonableness. Once this finding has been made, the document is forwarded to the City

Council for adoption.

7. City Council Action: Normally, City Council action on the CIP occurs at the same time as its action on the operating budget. The CIP is forwarded to the full Council for a public hearing and adoption.

City of Modesto: 2026-30 Capital Improvement Program

PW - Fleet Maintenance Facility - Suspended

100451

Capital Un-sponsored

Description	<i>Cost Center:</i> 59999	<i>Category:</i> Fleet	<i>Start Date:</i> 2008
	<i>Hosting Fund:</i> Fleet Management Fund-5400	<i>Type Class:</i> General Improvements	<i>End Date:</i> 2024
	<i>Element Listing:</i> Comm Svcs & Fac	<i>Area:</i> Within City	<i>Status:</i> Active ← Active, New or Future
	<i>Classification:</i> Replacement	<i>Manager:</i> Fischio, Steven J.	<i>Const. Code:</i> Not Awarded

Proj Desc: This project provides funding for the Fleet Maintenance Facility Phase II project, including the Fleet Fund's contribution for Phase I - Bus Maintenance Facility.

Proj Stat: Design is currently in plan check status. Projected to be sent out to bid by March 2019. Project has been completed and is currently in warranty period. ← **Status**

Revenues	Budget	Actuals+Commit	Available	Prop. Inc./Dec. for 25-26	Bud + Prop. Incr/Decr	Avail.+ Prop. Incr/Decr	26-27	27-28	28-29	29-30	Total Budgeted up to 2030
47005 Miscellaneous Revenue	17,017	120,176	-103,159	0	17,017	-103,159	0	0	0	0	17,017
63470 Transfer In from Fund 3470	422,500	422,500	0	0	422,500	0	0	0	0	0	422,500
64530 Transfer In from Fund 4530	881,406	881,406	0	0	881,406	0	0	0	0	0	881,406
Revenue Totals:	1,320,923	1,424,082	-103,159	0	1,320,923	-103,159	0	0	0	0	1,658,773

Expenditures	Budget	Actual+Commit	Available	Prop. Inc./Dec. for 25-26	Budget+Prop. Inc./Dec.	Avail.+Prop. Inc./Dec.	26-27	27-28	28-29	29-30	Total Budgeted up to 2030
Appr Unit D Transfers Out	266,066	266,066	0	0	266,066	0	0	0	0	0	266,066
CA Construction Admin	880,635	875,234	5,401	0	880,635	5,401	0	0	0	0	880,635
CCF City Const Forces	1,104	1,103	1	0	1,104	1	0	0	0	0	1,104
CON Construction	4,063,948	4,046,323	17,625	0	4,063,948	17,625	0	0	0	0	4,063,948
CTGY Contingency	269,181	266,939	2,242	0	269,181	2,242	0	0	0	0	269,181
EDA Eng/Design/Admin	694,767	693,830	937	0	694,767	937	0	0	0	0	694,767
LA Land Acquisition	0	0	0	0	0	0	0	0	0	0	0
UR Utility Relocation	100,436	100,435	1	0	100,436	1	0	0	0	0	100,436
Expenditure Totals:	6,276,137	6,249,931	26,206	0	6,276,137	26,206	0	0	0	0	6,276,137

Fund Balance Required	Budget+Prop. Inc./Dec.	Available+Prop. Inc./Dec.
Fleet Management Fund-5400	4,955,214	129,366

Current Budget

Proposed Addition to Budget

Project Sample Detail

CIP Glossary of Terms

Appropriation - An authorization granted by a legislative body to make expenditures and incur obligations for a specific purpose. An appropriation is usually limited in amount and as to time when it may be expended. Operational appropriations usually expire at fiscal year end, and Capital appropriations are multi-year.

Capital Facilities Fees – An impact fee charged on development projects to pay for the infrastructure needed to support growth. The fees are collected on new building permits to be used for, but are not limited to, police and fire facility expansion, streets, public transit and air quality improvements.

Capital Improvement - A permanent addition to the City's assets, including the design, construction, or purchase of land, buildings, or facilities, or major renovations.

Capital Improvement Program Budget - A financial plan of proposed capital improvement projects with single and multiple-year capital expenditures. These include the construction of new streets, sewer lines, fire stations, development of a new park, or a significant study with long-term benefits to the Community. The Capital Program plan is a ten-year plan, which is updated annually. This program is often referred to as the "CIP".

Capital Outlay - A budget category which includes all equipment having a unit cost of more than \$5,000 and an estimated useful life of over one year. Non-CIP capital outlay is budgeted in the City's operating budget.

Capital Fund – A governmental accounting fund in which the services provided are financed and operated similarly to those of a private business. The rate schedules for these services are established to insure that revenues are adequate to meet all necessary expenditures. Enterprise funds are established for services such as water and sewer, parking facilities, transit systems, airport, and golf courses.

Community Facilities Districts – Special Taxes collected for the construction of public improvements.

Enterprise Fund - A governmental accounting fund in which the services provided are financed and operated similarly to those of a private business. The rate schedules for these services are established to insure that revenues are adequate to meet all necessary expenditures. Enterprise funds are established for services such as water and sewer, parking facilities, transit systems, airport, and golf courses.

CIP Glossary of Terms

Fixed Assets - Assets of a long-term character such as land, building, machinery, furniture, and other equipment with a value greater than \$5,000 and a useful life longer than one year.

Fund - An independent fiscal and accounting entity with a self-balancing set of accounts recording cash and/or other resources together with all related liabilities, obligations, reserves, and equities which are segregated for the purpose of carrying on specific activities or attaining certain objectives in accordance with special regulations, restrictions, or limitations

Grant - Contributions of cash or other assets from another governmental entity to be used or expended for a specific purpose, activity, or facility. An example is the Community Development Block Grant given by the Federal Government.

Hosted Project - A project whose direct expenditures are budgeted in a particular fund is said to be “hosted” by that fund. A project may “cause” expenditures in funds other than the host fund. For example, transfers from another fund into the hosting fund. For each fund, CIP-related expenditures may be categorized as either (a) costs of hosted projects or (b) transfers out to pay for projects in other funds.

Interfund Transfers - Amounts transferred from one fund to another.

Internal Service Fund - Funds used to account for the financing of goods or services provided by one department to another department on a cost reimbursement basis, for example; the Fleet Management Fund, which maintains the City’s equipment pool; or the Central Services Fund, which provides office supplies and various materials for maintenance and construction.

Operating Budget - The portion of the budget pertaining to the daily operations that provides basic governmental services. The operating budget contains appropriations for such expenditures as personnel, supplies, utilities, materials, travel and fuel.

Project-Specific Resources – Revenues such as grants, which are available exclusively for specific projects and whose receipt is contingent on the project going forward.

Revenue - Funds that the government receives as income. It includes such items as taxes, fees, permits, licenses, grants and interest.

Special Revenue Fund - A fund in which revenue is collected and is restricted by the City, State or Federal Government as to how the city might spend its resources.

Policies and Procedures Related to the City of Modesto's Capital Improvement Program (CIP)

Purpose

The 5-year Capital Improvement Program (CIP) strives to reflect the goals and policies established by the General Plan by systematically planning, scheduling, managing, monitoring and financing capital projects to ensure cost-effectiveness and conformity with established policies and adopted Specific Plans. The CIP guides the funding and construction of all public improvements constructed by the City, including roads, wastewater treatment facilities and lines, water lines, and parks. The CIP reflects a balance between capital replacement projects that repair, replace or enhance existing facilities, equipment or infrastructure and capital facility projects that significantly expand or add to the City's existing fixed assets. Attention should be given to utilize available resources and grants in a manner that legitimately maximizes the city's capacity to complete the capital improvements described above.

I. Budgeting Process

A. Budgeting Process – Generally

Section 65401 of the Government Code and Section 10-1.102 of the Modesto Municipal Code, requires the Planning Commission to review all new capital projects to determine if they conform with the City's adopted Modesto Urban Area General Plan. Existing CIP's will be reviewed quarterly by the CIP Task Force. This review will utilize not only financial information to identify project progress and completion timelines, but also project status updates from Project Managers. This will be integrated into the budget proforma review process. The CIP budget will be organized into the same functional groupings used for the operating programs.

Based on the recommendation from the CIP Task Force, the City of Modesto Planning Commission will review for General Plan conformity and will forward a final recommendation to the City Council. The City Council will then review the final CIP recommendation and approve the funding of new projects and the re-appropriation of funds for existing projects as part of the annual CIP budget cycle.

B. Budgeting Policies

1. Project costs are appropriated only when the required revenues are available.
2. For projects financed with grant monies, the grant award must be accepted by the City Council. (Note: a copy of the final grant award must be provided to the Finance Department.)
3. For projects financed with debt, it can be considered for inclusion in the CIP, but the appropriation will not be released until the financing has been completed.
4. Budget actions involving any Federal, State, or grant funded CIP's are restrained by the conditions of the funding award.
5. Project costs will be included in the CIP in phases, i.e. projects that are not bid-ready will reflect appropriations only through the design phase.
6. Appropriations needed for the construction phase are based on the bid awarded at the time the appropriation(s) for construction, contingency and construction management costs are requested.
7. Projects to be closed will be identified by the Project Managers and submitted by the appropriate Department Director through the Finance Director to the City Manager for closure. The City Manager has the final authority to close the projects using the CIP Closure Form. The reasons for closing a project may include Project Completion, delays due to unanticipated costs or events and change in City Council direction.
8. All new CIP's must be submitted to the CIP Task Force for consideration and reviewed before they are presented to the City Council for appropriation approval.

C. Requirements to Qualify as a CIP

1. A “Project” description and cost estimate should include all phases, from environmental assessment and right-of-way acquisition through construction, regardless of whether or not all funding will be available within the current fiscal year budgeting cycle.
2. Typically, the cost of a Project should be \$100,000 or greater over the life of the Project. Also, a CIP will have a useful life of five or more years. Exceptions to this threshold may be approved by the CIP Task Force.
3. Project revenues and expenditures must be clearly identified and balanced.
4. Projects must have identifiable timelines that include periodic milestones.
5. While (1) maintenance costs to increase the life of the City’s infrastructure, (2) replacement costs for infrastructure and (3) set-aside reserve amounts to create future funding for a project are not considered a “Project”; they are included in the CIP budget. Examples include pavement maintenance, water system downstream improvements and accumulation of funds for the Pelandale-99 interchange.
6. Certain purchases and installation of fixed assets may also be included in the CIP budget plan.
7. Every capital project will have a Project Manager who will prepare the project proposal, ensure that required phases are completed on schedule, authorize all project expenditures, ensure that all regulations and laws are observed, and periodically report project status to the CIP Task Force. The Project Manager ensures that projects comply with the requirements imposed by the guidelines controlling the various revenue sources that are used to finance capital project costs. The Project Manager shall also coordinate project accounting with the Finance Department.

D. Primary-Secondary Project Relationships

The City Council previously approved grouping similar projects together in a “primary-secondary” relationship. An example would be replacement of upgrade of traffic signals at different intersection throughout the City. “Traffic Signals” would be the primary” project and individual “secondary” projects would then be indentified when either construction or construction design on each specific intersection begins. The primary project description must include a description of each of the secondary projects related to it. The primary project was designed to serve as the budgetary control device for both the primary and secondary components. This approach was designed to allow for greater flexibility and efficiency when programming multiple projects of the same type.

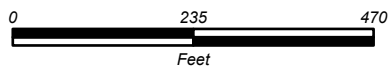
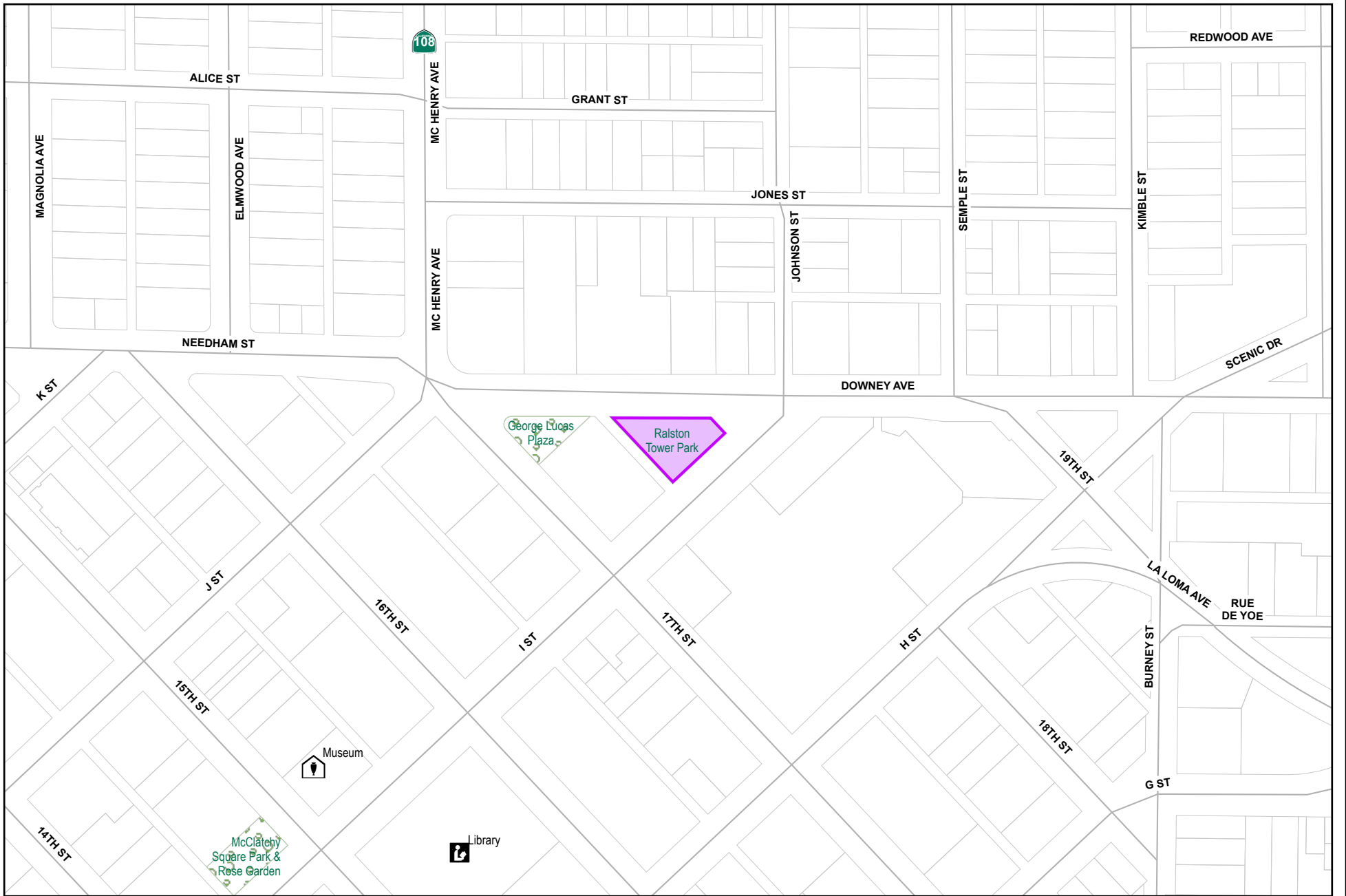
With the creation and empowerment of the CIP Task Force, the primary-secondary project budgeting relationship creates difficulty for the CIP Task Force in reviewing and ranking projects. The stand-alone budgeting method has proven more effective and it allows the CIP Task Force to review and rank a specific “project” rather than being tasked to review and rank a primary account that may contain several secondary projects.

For all capital projects, existing primary-secondary budgeting relationships are being converted to stand-alone projects. All new CIP’s should be budgeted using the stand-alone budgeting method.

E. Project Status Reports

Project milestones will be listed as objectives in the CIP program narratives to facilitate project tracking. Status reports for all CIP’s should be provided to the CIP Task Force on a quarterly basis and then referred to the City Council for informational purposes. The format and content of the report will be coordinated between the CIP Task Force Administrator and the Finance Department.

Miscellaneous



City of Modesto

Project #: 100866
 PRN - Senior Playground 2014



Page Number: 102



City of Modesto: 2026-30 Capital Improvement Program

PRN - Senior Playground 2014 (Suspended)

100866
Capital Un-sponsored

<i>Cost Center:</i> 39999	<i>Category:</i> Miscellaneous	<i>Start Date:</i>
<i>Hosting Fund:</i> Capital Grants - HUD CIP Projects-3170	<i>Type Class:</i> Miscellaneous	<i>End Date:</i>
<i>Element Listing:</i> Comm Dev	<i>Area:</i> Within City	<i>Status:</i> New
<i>Classification:</i> Improvements	<i>Manager:</i> Houx, Nathan G	<i>Const. Code:</i> New or Future

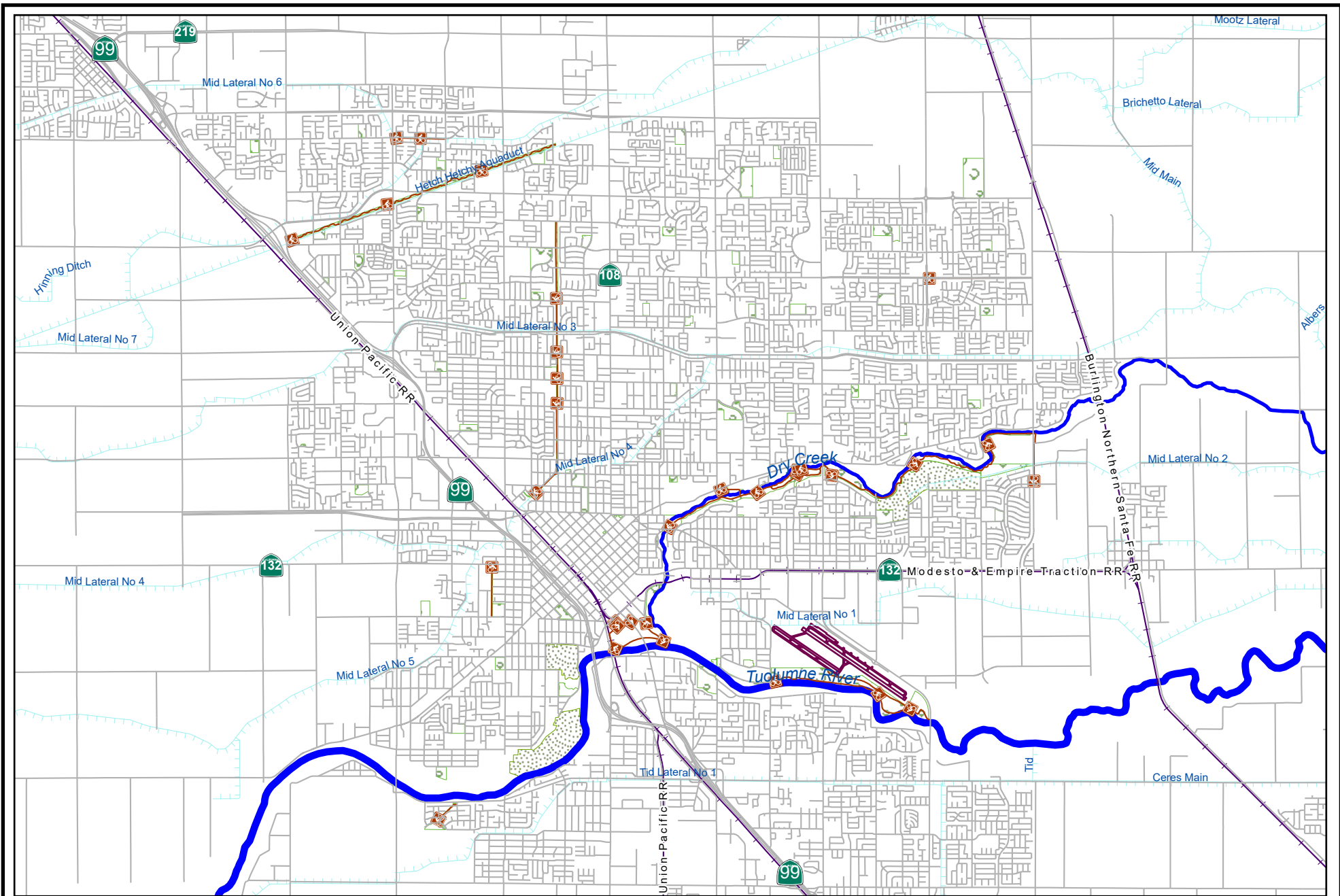
Proj Desc: Project will renovated Ralston Tower Park into a senior oriented park with senior playground/fitness equipment, outdoor plaza, sport courts, covered assembly area, landscaping, irrigation, sidewalks, lighting, fencing and security cameras.

Proj Stat: Project design began in early 2017 and is completed. Construction is complete

Revenues	Budget	Actuals+Commit	Available	Prop. Inc./Dec. for 25-26	Bud + Prop. Incr/Decr	Avail.+ Prop. Incr/Decr	26-27	27-28	28-29	29-30	Total Budgeted up to 2030
42165 Intergov - State - Land and Water Conservation	550,000	549,072	928	0	550,000	928	0	0	0	0	550,000
61130 Transfer In from Fund 1130	705,000	705,000	0	0	705,000	0	0	0	0	0	705,000
Revenue Totals:	1,255,000	1,254,072	928	0	1,255,000	928	0	0	0	0	1,422,365

Expenditures	Budget	Actual+Commit	Available	Prop. Inc./Dec. for 25-26	Budget+Prop. Inc./Dec.	Avail.+Prop. Inc./Dec.	26-27	27-28	28-29	29-30	Total Budgeted up to 2030
CA Construction Admin	118,710	128,360	-9,650	0	118,710	-9,650	0	0	0	0	118,710
CON Construction	957,105	947,346	9,759	0	957,105	9,759	0	0	0	0	957,105
CTGY-CIP Contingency - CIP	64,100	62,737	1,363	0	64,100	1,363	0	0	0	0	64,100
EDA Eng/Design/Admin	81,385	81,874	-489	0	81,385	-489	0	0	0	0	81,385
EDA-CDBG AD 1253 Eng/Design/Admin	33,700	33,700	0	0	33,700	0	0	0	0	0	33,700
Expenditure Totals:	1,255,000	1,254,017	983	0	1,255,000	983	0	0	0	0	1,255,000

Fund Balance Required	Budget+Prop. Inc./Dec.	Available+Prop. Inc./Dec.
Capital Grants - HUD CIP Projects-3170	0	54



City of Modesto

Project #: 101296
 CED.HUD - PFI First Tee Activity 1373



Page Number: 285



City of Modesto: 2026-30 Capital Improvement Program

CED - HUD - PFI First Tee Activity 1373

101296
Capital Un-sponsored

<i>Cost Center:</i> 14999	<i>Category:</i> Miscellaneous	<i>Start Date:</i>
<i>Hosting Fund:</i> Capital Grants - HUD CIP Projects-3170	<i>Type Class:</i> Miscellaneous	<i>End Date:</i>
<i>Element Listing:</i> Comm Svcs & Fac	<i>Area:</i> Within City	<i>Status:</i> New
<i>Classification:</i> Improvements	<i>Manager:</i> Gonzalez, Juan C	<i>Const. Code:</i> New or Future

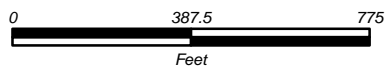
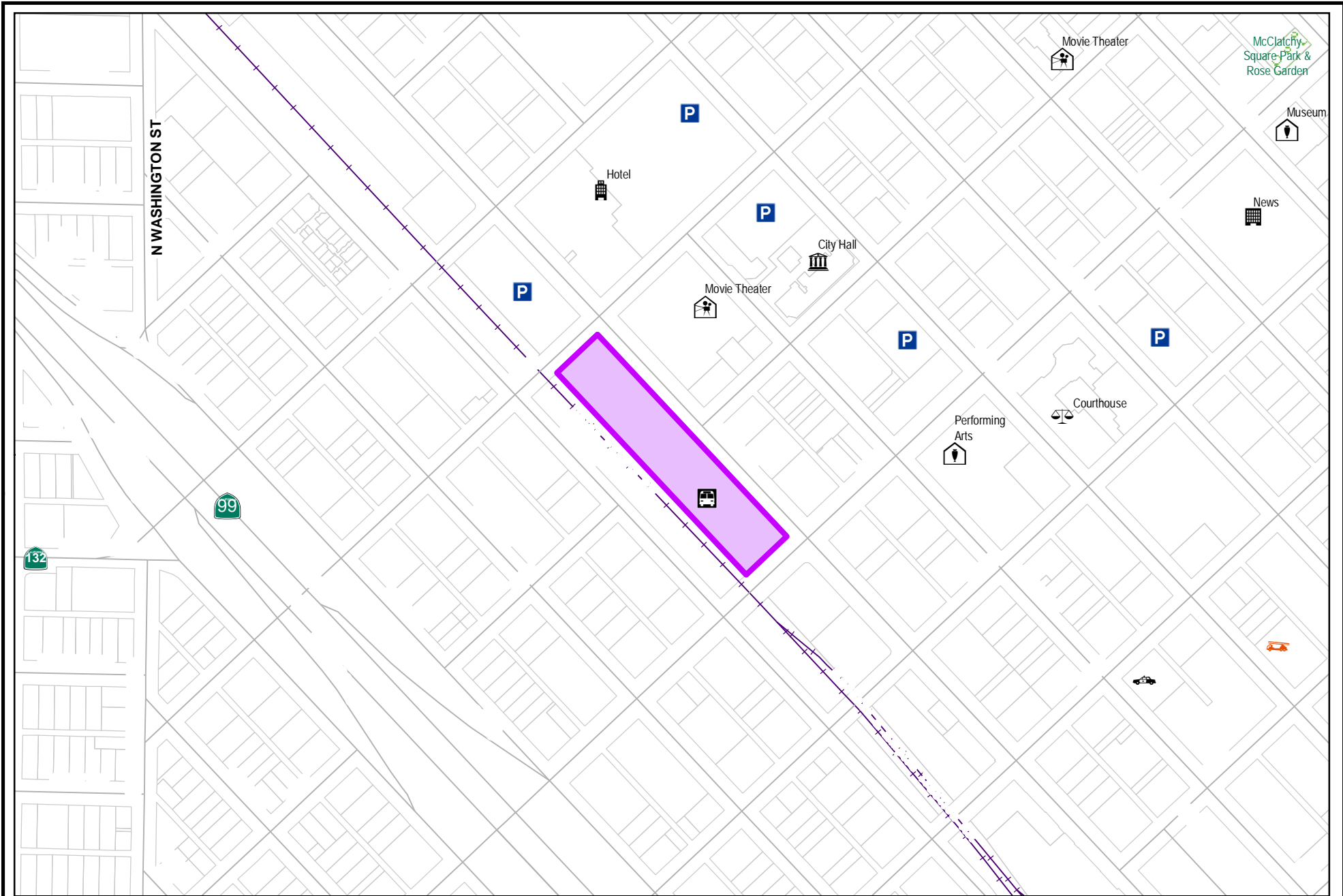
Proj Desc:

Proj Stat:

Revenues	Budget	Actuals+Commit	Available	Prop. Inc./Dec. for 25-26	Bud + Prop. Incr/Decr	Avail.+ Prop. Incr/Decr	26-27	27-28	28-29	29-30	Total Budgeted up to 2030
48007 Direct Loan Principal - FCDPL	0	0	0	0	0	0	0	0	0	0	0
61130 Transfer In from Fund 1130	723,964	637,644	86,320	0	723,964	86,320	0	0	0	0	723,964
Revenue Totals:	723,964	637,644	86,320	0	723,964	86,320	0	0	0	0	723,964

Expenditures	Budget	Actual+Commit	Available	Prop. Inc./Dec. for 25-26	Budget+Prop. Inc./Dec.	Avail.+Prop. Inc./Dec.	26-27	27-28	28-29	29-30	Total Budgeted up to 2030
CA Construction Admin	55,068	42,695	12,373	0	55,068	12,373	0	0	0	0	55,068
CCF City Construct Force	7,500	0	7,500	0	7,500	7,500	0	0	0	0	7,500
CON Construction	458,896	455,486	3,410	0	458,896	3,410	0	0	0	0	458,896
CTGY-CIP Contingency - CIP	81,500	29,050	52,450	0	81,500	52,450	0	0	0	0	81,500
EDA Eng/Design/Admin	71,000	79,678	-8,678	0	71,000	-8,678	0	0	0	0	71,000
EDA- CDBG AD 1373 Eng/Design/Admin	50,000	30,735	19,265	0	50,000	19,265	0	0	0	0	50,000
Expenditure Totals:	723,964	637,644	86,320	0	723,964	86,320	0	0	0	0	723,964

Fund Balance Required	Budget+Prop. Inc./Dec.	Available+Prop. Inc./Dec.
Capital Grants - HUD CIP Projects-3170	0	0



City of Modesto

Project #: 101338

PW - Downtown Transit Center Improv (101045)



City of Modesto: 2026-30 Capital Improvement Program

PW - Transit Center Improvements (101095)

101339

Capital Un-sponsored

<i>Cost Center:</i> 59999	<i>Category:</i> Miscellaneous	<i>Start Date:</i>
<i>Hosting Fund:</i> Capital Grants - CIP Projects-3140	<i>Type Class:</i> General Improvements	<i>End Date:</i>
<i>Element Listing:</i> Comm Svcs & Fac	<i>Area:</i> Within City	<i>Status:</i> New
<i>Classification:</i> Improvements	<i>Manager:</i> Sandhu, Balhar	<i>Const. Code:</i> New or Future

Proj Desc: The improvements to the Transportation Center are in preparation on future operations of the Altamont Corridor Express to Modesto.

The improvements focused on the interior/exterior part of the station and the Transportation Center grounds. They will also upgrade the facility to make it safer, comfortable, and a pleasant place for people to come and use various public transportation modes, including ACE. The City wants the Transportation Center to feel inviting,.

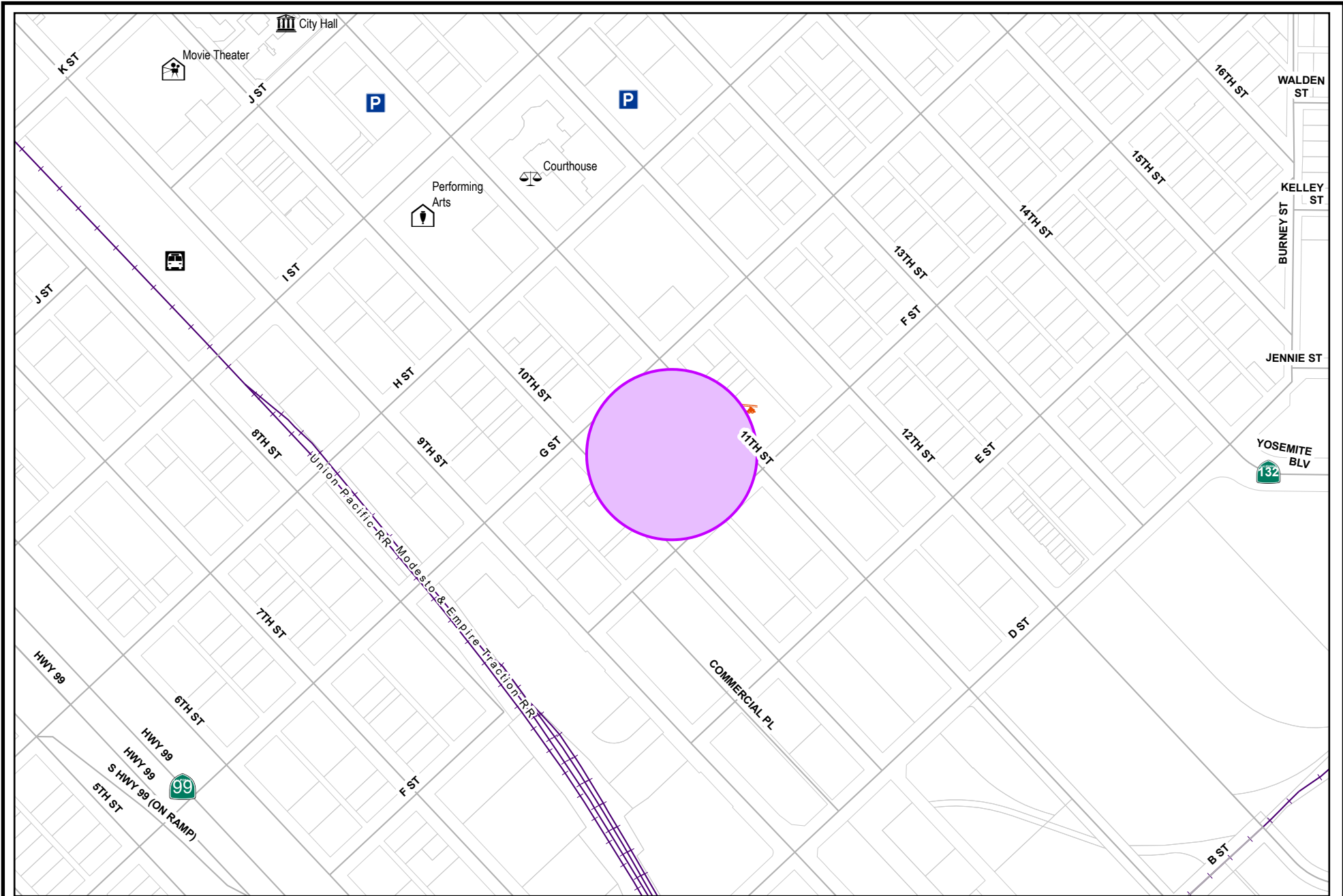
The improvements focused on improving safety and security at the Transportation Center and include lighting, cameras, and fencing. Another part of the safety improvements are giving the facility a face-lift, including paint, facility repairs, and better landscaping, which will also help promote a safer environment at the Transportation Center. The project list was developed in conjunction with AECOM, ACE, and StanCOG.

Proj Stat: LTF grants awarded and funds have been received to fund this project. Project is currently in design phase. Construction contract award pending Council authorization.,

Revenues	Budget	Actuals+Commit	Available	Prop. Inc./Dec. for 25-26	Bud + Prop. Incr/Decr	Avail.+ Prop. Incr/Decr	26-27	27-28	28-29	29-30	Total Budgeted up to 2030
42014 Intergov - Federal - Federal Transit Administration - Capital-related	1,014,188	971,423	42,765	0	1,014,188	42,765	0	0	0	0	1,014,188
42114 Intergov - State - SB1 - State of Good Repair	67,869	67,562	307	0	67,869	307	0	0	0	0	67,869
42119 Intergov - State - LTF - Capital Related - Regional Funds Claim	4,761,678	4,753,908	7,770	0	4,761,678	7,770	0	0	0	0	4,761,678
48010 Interest Revenue on Bank Accounts	0	32,336	-32,336	0	0	-32,336	0	0	0	0	0
48012 Change in Fair Market Value	0	0	0	0	0	0	0	0	0	0	0
Revenue Totals:	5,843,735	5,825,229	18,506	0	5,843,735	18,506	0	0	0	0	5,843,735

Expenditures	Budget	Actual+Commit	Available	Prop. Inc./Dec. for 25-26	Budget+Prop. Inc./Dec.	Avail.+Prop. Inc./Dec.	26-27	27-28	28-29	29-30	Total Budgeted up to 2030
CA Construction Admin	303,582	340,021	-36,439	0	303,582	-36,439	0	0	0	0	303,582
CON Construction	4,607,853	4,555,565	52,288	0	4,607,853	52,288	0	0	0	0	4,607,853
CTGY-CIP Contingency - CIP	477,277	477,277	0	0	477,277	0	0	0	0	0	477,277
EDA Eng/Design/Admin	455,023	452,367	2,656	0	455,023	2,656	0	0	0	0	455,023
Expenditure Totals:	5,843,735	5,825,229	18,506	0	5,843,735	18,506	0	0	0	0	5,843,735

Fund Balance Required	17	Budget+Prop. Inc./Dec.	Available+Prop. Inc./Dec.
------------------------------	----	------------------------	---------------------------



City of Modesto

Project #: 101448
 MPD - Real Time Crime Center Construction



Page Number: 316



City of Modesto: 2026-30 Capital Improvement Program

CED CALAPP+ Implementation

101462
Capital Un-sponsored

<i>Cost Center:</i> 14999	<i>Category:</i> Miscellaneous	<i>Start Date:</i>
<i>Hosting Fund:</i> Capital Grants - CIP Projects-3140	<i>Type Class:</i> Miscellaneous	<i>End Date:</i>
<i>Element Listing:</i> Comm Dev	<i>Area:</i> Within City	<i>Status:</i> New
<i>Classification:</i> Improvements	<i>Manager:</i> Diaz, Oscar	<i>Const. Code:</i> New or Future

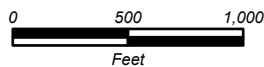
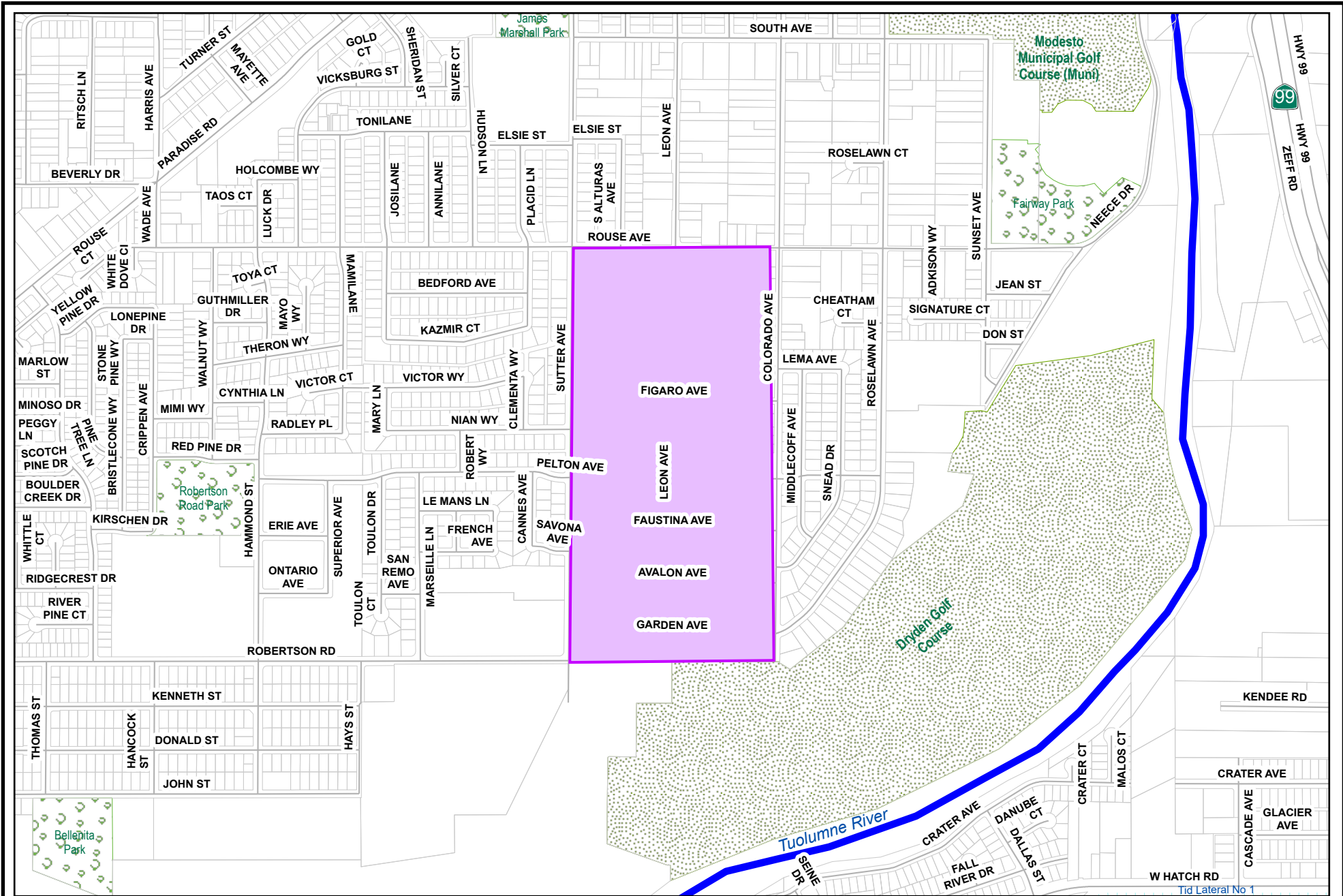
Proj Desc: Project is providing funding for the California Automated Permit Processing (CalAPP) Program grant from the California Energy Commission. The funding will be used to implement an online, automated permitting platform that assists in verifying code compliance and issuing permits in real time for solar energy systems.

Proj Stat:

Revenues	Budget	Actuals+Commit	Available	Prop. Inc./Dec. for 25-26	Bud + Prop. Incr/Decr	Avail.+ Prop. Incr/Decr	26-27	27-28	28-29	29-30	Total Budgeted up to 2030
42214 Intergov - State - California Energy Commission	100,000	9,434	90,566	0	100,000	90,566	0	0	0	0	100,000
Revenue Totals:	100,000	9,434	90,566	0	100,000	90,566	0	0	0	0	100,000

Expenditures	Budget	Actual+Commit	Available	Prop. Inc./Dec. for 25-26	Budget+Prop. Inc./Dec.	Avail.+Prop. Inc./Dec.	26-27	27-28	28-29	29-30	Total Budgeted up to 2030
PD Project Development	100,000	9,595	90,405	0	100,000	90,405	0	0	0	0	100,000
Expenditure Totals:	100,000	9,595	90,405	0	100,000	90,405	0	0	0	0	100,000

Fund Balance Required	Budget+Prop. Inc./Dec.	Available+Prop. Inc./Dec.
Capital Grants - CIP Projects-3140	0	-161



City of Modesto

Project #: 101519
 ENG - AB 170 Funds - Infrastructure



Page Number: 327



City of Modesto: 2026-30 Capital Improvement Program

ENG - AB 170 Funds - Infrastructure Improvements in County Islands Project-PLBPL-5029(040)

101519

Capital Un-sponsored

<i>Cost Center:</i> 13999	<i>Category:</i> Miscellaneous	<i>Start Date:</i>
<i>Hosting Fund:</i> Capital Grants - Streets CIP Projects-3160	<i>Type Class:</i> General Improvements	<i>End Date:</i>
<i>Element Listing:</i> Comm Svcs & Fac	<i>Area:</i> Infill Areas	<i>Status:</i> New
<i>Classification:</i> Improvements	<i>Manager:</i> Wells, Toby	<i>Const. Code:</i> New or Future

Proj Desc: The project is being funded with grant funds and will be used for the design and construction of public improvements such as curb, gutter, sidewalks, pavement, streetlighting and related infrastructure in the southwest area of Modesto, primarily in the Colorado-Rouse neighborhood. The intended purpose is to support the County's effort and projects to bring these areas up to City Standards so that they can be annexed into the City of Modesto.

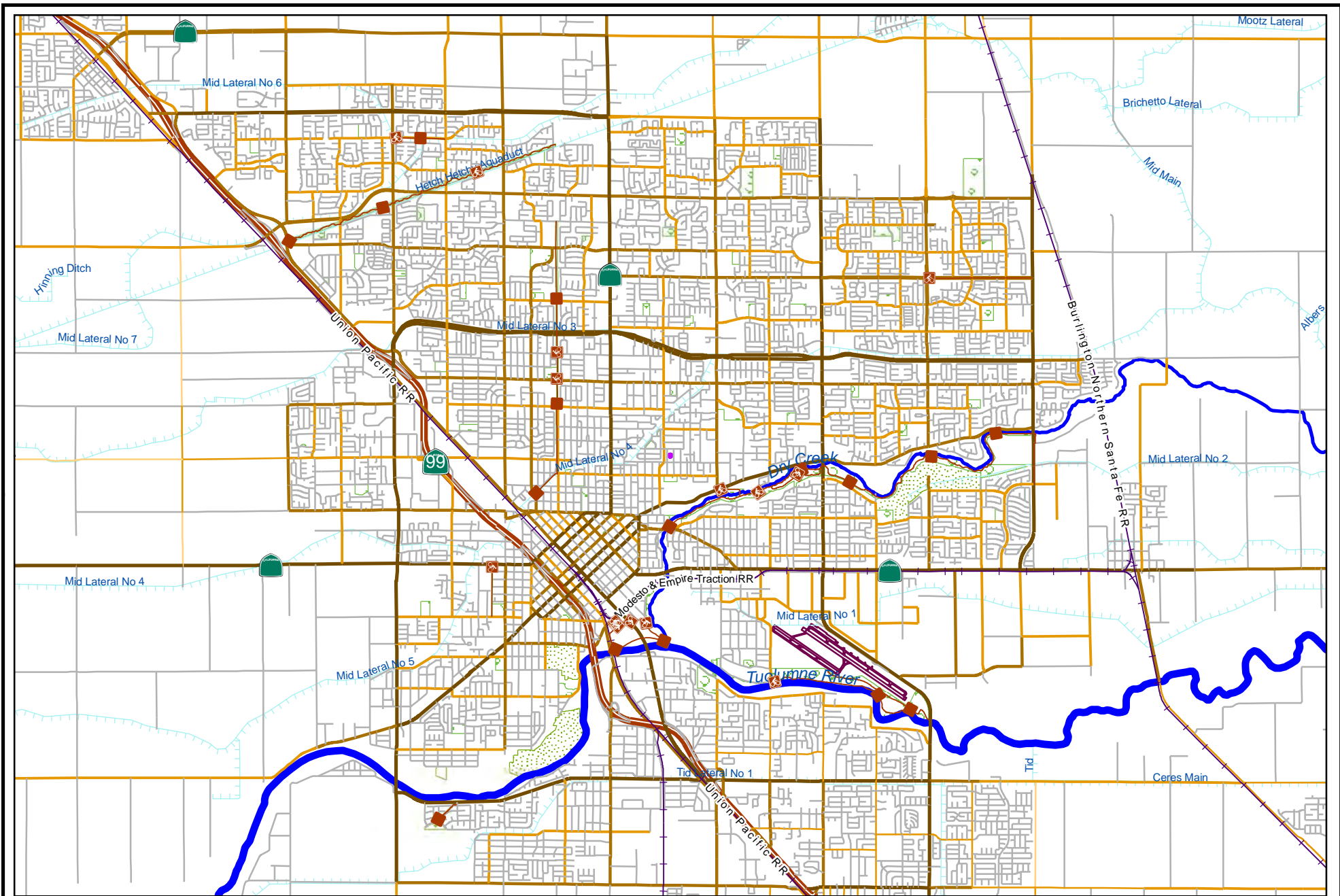
Proj Stat: Project is new.

Revenues	Budget	Actuals+Commit	Available	Prop. Inc./Dec. for 25-26	Bud + Prop. Incr/Decr	Avail.+ Prop. Incr/Decr	26-27	27-28	28-29	29-30	Total Budgeted up to 2030
42110 Intergov - State - CA Department of Transportation	5,000,000	5,000,000	0	0	5,000,000	0	0	0	0	0	5,000,000
48010 Interest Revenue on Bank Accounts	0	208,002	-208,002	0	0	-208,002	0	0	0	0	0
Revenue Totals:	5,000,000	5,208,002	-208,002	0	5,000,000	-208,002	0	0	0	0	5,100,000

Expenditures	Budget	Actual+Commit	Available	Prop. Inc./Dec. for 25-26	Budget+Prop. Inc./Dec.	Avail.+Prop. Inc./Dec.	26-27	27-28	28-29	29-30	Total Budgeted up to 2030
CON Construction	5,000,000	0	5,000,000	0	5,000,000	5,000,000	0	0	0	0	5,000,000
Expenditure Totals:	5,000,000	0	5,000,000	0	5,000,000	5,000,000	0	0	0	0	5,000,000

Fund Balance Required	Budget+Prop. Inc./Dec.	Available+Prop. Inc./Dec.
Capital Grants - Streets CIP Projects-3160	0	5,208,002

Parking



City of Modesto

Project #: 101252

PW-Parking Enforcement Strategy Capital Plan



City of Modesto: 2026-30 Capital Improvement Program

PW - Parking Enforcement Strategy Capital Plan

101252
Capital Un-sponsored

<i>Cost Center:</i> 59999	<i>Category:</i> Parking	<i>Start Date:</i>
<i>Hosting Fund:</i> Parking Fund-4000	<i>Type Class:</i> Infrastructure Preservation	<i>End Date:</i>
<i>Element Listing:</i> Comm Svcs & Fac	<i>Area:</i> Within City	<i>Status:</i> Future
<i>Classification:</i> Improvements	<i>Manager:</i> Eddington-Morrison, Patricia A	<i>Const. Code:</i> New or Future

Proj Desc: The project will be a phased approach to improve ingress/egress equipment within the City's parking garages to improve customer vehicular flow. Also these funds will be used to accomplish some of the deferred maintenance backlog including pavement repairs, lighting improvements, painting, joint seals, surveillance cameras, security improvements, etc.

Proj Stat:

Revenues	Budget	Actuals+Commit	Available	Prop. Inc./Dec. for 25-26	Bud + Prop. Incr/Decr	Avail.+ Prop. Incr/Decr	26-27	27-28	28-29	29-30	Total Budgeted up to 2030
60100 Transfer In from Fund 0100	1,549,342	1,027,084	522,258	0	1,549,342	522,258	0	0	0	0	1,549,342
Revenue Totals:	1,549,342	1,027,084	522,258	0	1,549,342	522,258	0	0	0	0	1,549,342

Expenditures	Budget	Actual+Commit	Available	Prop. Inc./Dec. for 25-26	Budget+Prop. Incr./Dec.	Avail.+Prop. Incr./Dec.	26-27	27-28	28-29	29-30	Total Budgeted up to 2030
CCF City Construct Force	19,906	0	19,906	0	19,906	19,906	0	0	0	0	19,906
EA Equip Acquisition	72,465	0	72,465	0	72,465	72,465	0	0	0	0	72,465
Expenditure Totals:	92,371	0	92,371	0	92,371	92,371	0	0	0	0	92,371

Fund Balance Required	Budget+Prop. Incr./Dec.	Available+Prop. Incr./Dec.
Parking Fund-4000	-1,456,971	-429,887

PARK SYSTEM

SYSTEM OVERVIEW

The City of Modesto's park system consists of roughly 1,246 acres of green space at 75 total parks. There are 2 Regional Parks, 8 Community Parks, 53 Neighborhood Parks, 12 Miscellaneous Parks and 9 trails. The recreation elements of our park system include playgrounds, restrooms, volleyball courts, basketball courts, baseball/softball fields, soccer fields, tennis courts, pickleball courts, horseshoe pits, splashpads, shade structures, parking lots, 1 wading pool and various other site amenities. In addition, the park system includes various other facilities that include 5 Community Centers, 4 Rental Facilities, 3 historic properties, 2 golf courses, 1 convention center and 1 minor league baseball stadium.

Over the past 15 years funding for maintenance of our park system was limited and resulted in an increase of deferred maintenance needs throughout the parks system. Efforts such as facility sponsorships, community-driven park improvements (Park Partners Program) and applying for grants have assisted with many deferred maintenance items in the past and will continue to be a priority in the future.

The passage of Measure H by Modesto voters in November 2022 and the American Rescue Plan Act (ARPA) funding the FY 2024-2025 CIP Budget significantly increased the funding available to address the estimated \$118.8 million of deferred maintenance. It is also important to note that Measure H will also result in an increase in preventative maintenance of the park system which will limit the growth of deferred maintenance in the park system.

A major goal of the CIP Budget is to fund ongoing development of new parks and trails for the full build out of the City of Modesto park system as the City grows.

BUDGET HIGHLIGHTS

This year's CIP budget includes twenty (20) major CIP projects including, the César E. Chávez Park Renovation, Dr. Martin Luther King Jr. Park Renovation, Virginia Corridor Phase 7, The Awesome Spot Playground, Carpenter Road Area Soccer Fields (Bellenita Park), Mary Grogan Community Park Phase 2, Tuolumne River Regional Park (TRRP) River Overlook, TRRP River Pavilion, two (2) TRRP Riverwalk Trail Sections, Dry Creek to TRRP Trail, TRRP Gateway Phase 3, Dryden Park Golf Course Clubhouse

Renovation and the Downey Park Shade Structure Replacement along with the design and construction of other miscellaneous park system improvements.

During the year, the department made exceptional progress on many CIPs, , and made substantial progress in the design phase of several other major CIP projects. One of the focuses of this CIP budget is to complete repairs for many deferred maintenance needs in the park system, resulting in a lower deferred maintenance need next year.

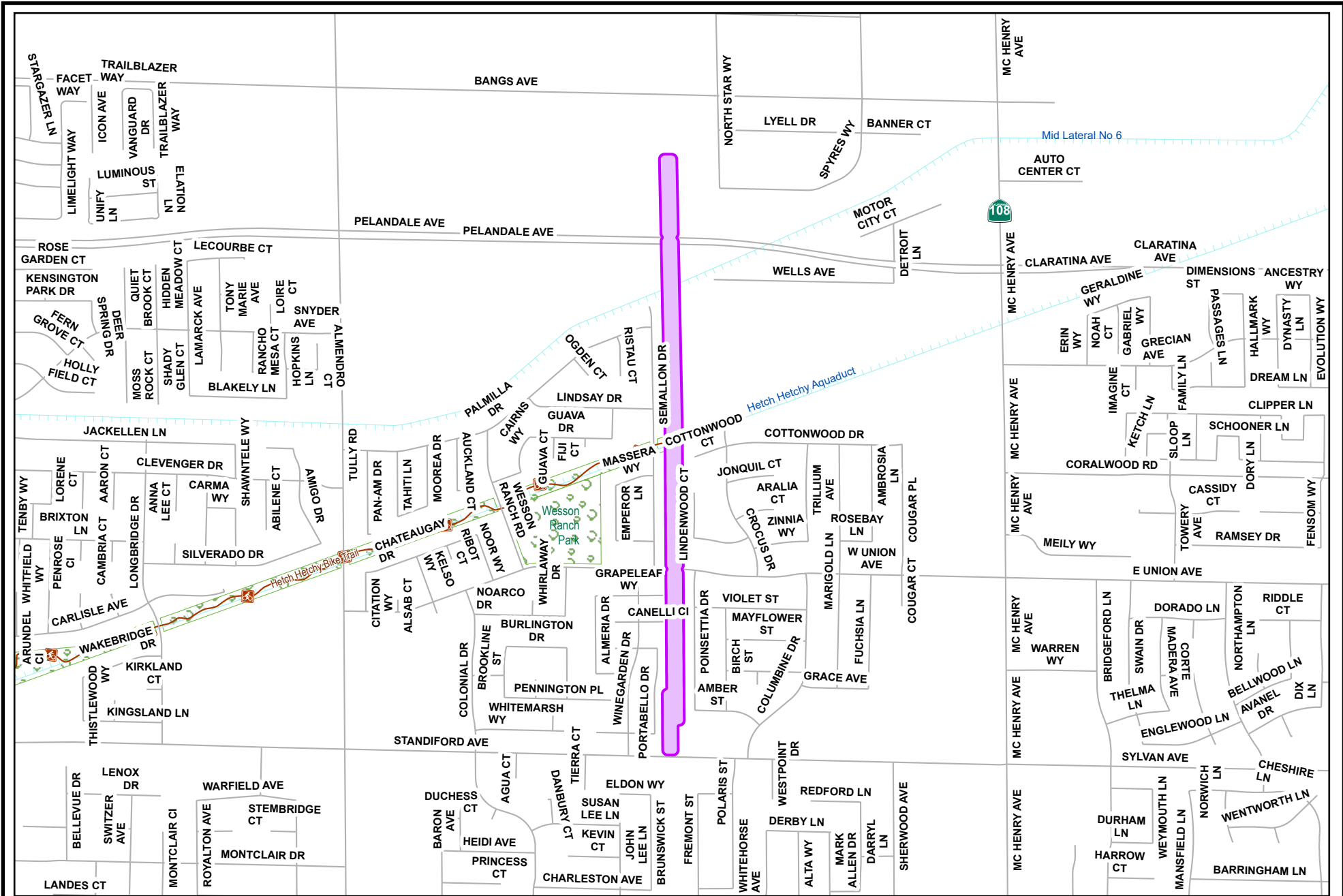
MAJOR ACCOMPLISHMENTS

- Partnered with neighbors at various parks to make improvements in the park system,
- Assisted Public Works/CED staff with the design of landscape improvements for their various traffic related CIP projects.
- Completed Design Phase of the following projects:
 1. Virginia Corridor Phase 7
 2. Dr. Martin Luther King Jr. Park Renovation
- Continued/began construction of the following projects:
 1. The Awesome Spot Playground
 2. Cesar Chavez Park Renovation
 3. Mary Grogan Phase 2
 4. Carpenter Road Area Soccer Fields (Bellenita Park)
 5. Downey Park Shade Structure Replacement
 6. TRRP Area B Picnic and Restroom Renovation
- Completed construction on the replacement of playground structures at six parks,
- In addition, staff has completed more than 30 deferred/preventative maintenance projects this fiscal year.

POLICY ISSUES

The park system serves as an integral component of the City's economic development plan. The Engineering Services Department and Parks, Recreation and Neighborhoods Department will continue to work toward a sustainable and well-maintained park system that will encourage citizen usage and attract businesses to relocate to Modesto. Staff has prepared a multi-year deferred maintenance and preventative maintenance plan to significantly decrease the deferred maintenance needs in the park system. Future CIP budgets

will focus on addressing deferred maintenance, reducing reliance on potable water to irrigate City parks and improvement and expansion of the City's parks and trails to ensure that the park system is an economic development driver in Modesto.



City of Modesto

Project #: 100813
 PRN - Virginia Corridor Phase 7 - Design



City of Modesto: 2026-30 Capital Improvement Program

**PRN - Virginia Corridor Phase 7 - Design-FHWA-CalTrans-CML-5059(216)-2015-20.205
HWY Planning and Con**

100813

Capital Un-sponsored

<i>Cost Center:</i> 39999	<i>Category:</i> Parks System	<i>Start Date:</i>
<i>Hosting Fund:</i> Capital Grants - CIP Projects-3140	<i>Type Class:</i> Infrastructure Preservation	<i>End Date:</i>
<i>Element Listing:</i> Env Rsrcs & Opn Spcs	<i>Area:</i> Within City	<i>Status:</i> Active
<i>Classification:</i> Improvements	<i>Manager:</i> Houx, Nathan G	<i>Const. Code:</i> New or Future

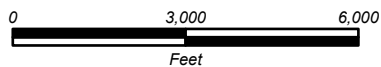
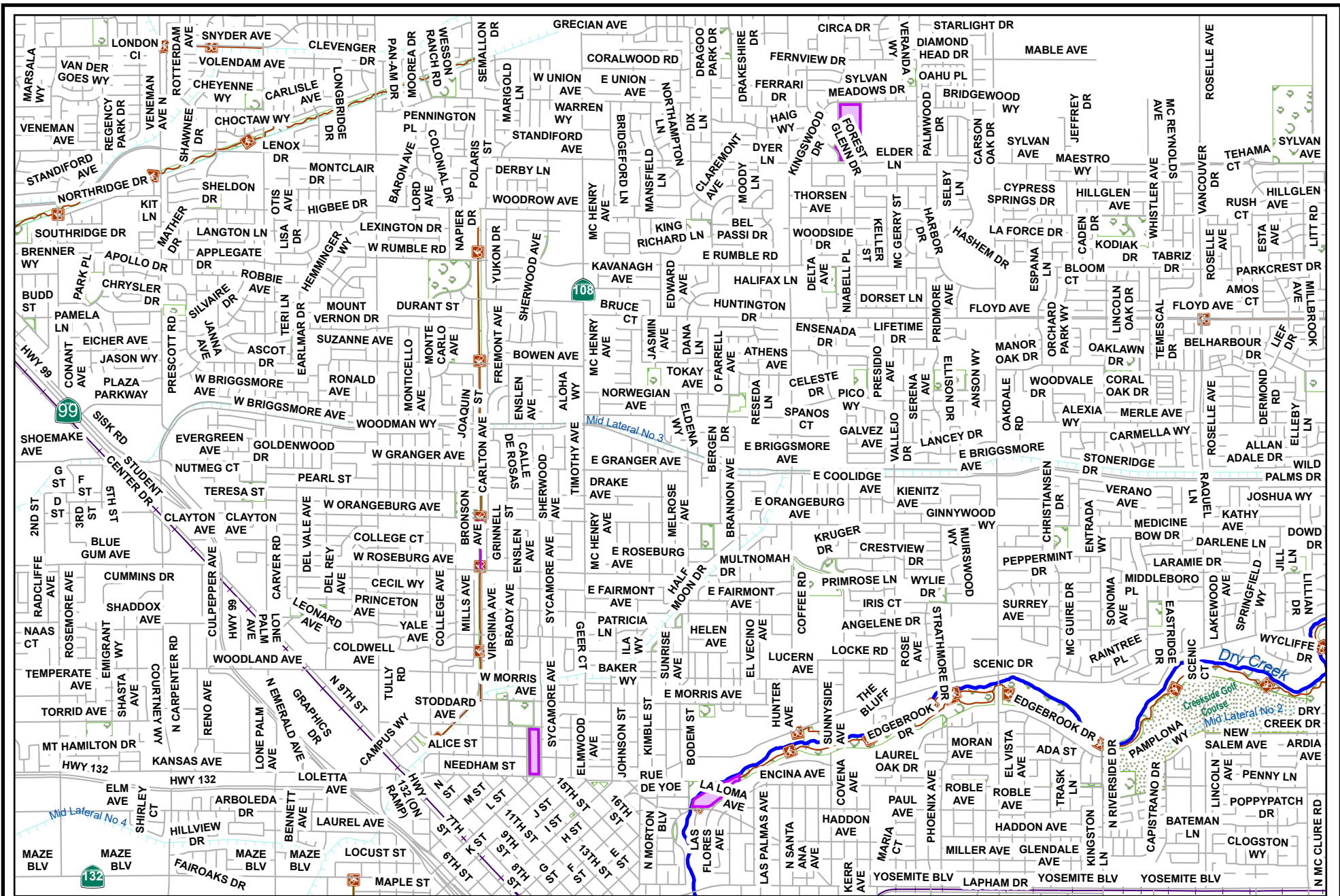
Proj Desc: This project is for the design and construction of the Virginia Corridor Phase 7 project which extends the Virginia Corridor from Woodrow Avenue, across Standiford Avenue and ultimately ends at the Hetch-Hetchy Right of Way just south of Pelandale Avenue.

Proj Stat: The design phase for this project is nearly complete. Construction is expected to start in summer 2025.

Revenues	Budget	Actuals+Commit	Available	Prop. Inc./Dec. for 25-26	Bud + Prop. Incr/Decr	Avail.+ Prop. Incr/Decr	26-27	27-28	28-29	29-30	Total Budgeted up to 2030
42110 Intergov - State - CA Department of Transportation	442,650	442,650	0	0	442,650	0	0	0	0	0	442,650
42201 Intergov - State - Natural Resources Agency	3,193,401	0	3,193,401	0	3,193,401	3,193,401	0	0	0	0	3,193,401
61410 Transfer In from Fund 1410	0	0	0	200,000	200,000	200,000	0	0	0	0	200,000
61520 Transfer In from Fund 1520	1,970,686	490,673	1,480,013	0	1,970,686	1,480,013	0	0	0	0	1,970,686
63432 Transfer In From Fund 3432	1,500,000	0	1,500,000	2,000,000	3,500,000	3,500,000	0	0	0	0	3,500,000
63460 Transfer In from Fund 3460	0	0	0	0	0	0	0	0	0	0	0
Revenue Totals:	7,106,737	933,323	6,173,414	2,200,000	9,306,737	8,373,414	0	0	0	0	10,856,079

Expenditures	Budget	Actual+Commit	Available	Prop. Inc./Dec. for 25-26	Budget+Prop. Inc./Dec.	Avail.+Prop. Inc./Dec.	26-27	27-28	28-29	29-30	Total Budgeted up to 2030
CA Construction Admin	450,000	1,959	448,041	200,000	650,000	648,041	0	0	0	0	650,000
CON Construction	5,431,737	237,315	5,194,422	1,600,000	7,031,737	6,794,422	0	0	0	0	7,031,737
CON Construction-ML-LSR	0	0	0	0	0	0	0	0	0	0	0
CON-ML-LSR Construction ML-LSR	0	0	0	200,000	200,000	200,000	0	0	0	0	200,000
CTGY-CIP Contingency - CIP	450,000	0	450,000	200,000	650,000	650,000	0	0	0	0	650,000
EDA Eng/Design/Admin	775,000	776,595	-1,595	0	775,000	-1,595	0	0	0	0	775,000
Expenditure Totals:	7,106,737	1,015,870	6,090,867	2,200,000	9,306,737	8,290,867	0	0	0	0	9,306,737

Fund Balance Required	Budget+Prop. Inc./Dec.	Available+Prop. Inc./Dec.
Capital Grants - CIP Projects-3140	30	-82,546



City of Modesto

Project #: 100911
 PRN - Various Parks Partners Projects 2016



Page Number: 111



City of Modesto: 2026-30 Capital Improvement Program

CED - Various Parks Partners Projects 2016

100911
Capital Un-sponsored

<i>Cost Center:</i> 14999	<i>Category:</i> Parks System	<i>Start Date:</i>
<i>Hosting Fund:</i> Parks Fund-3130	<i>Type Class:</i> General Improvements	<i>End Date:</i>
<i>Element Listing:</i> Comm Dev	<i>Area:</i> Within City	<i>Status:</i> Closed
<i>Classification:</i> Improvements	<i>Manager:</i> Houx, Nathan G	<i>Const. Code:</i> New or Future

Proj Desc:

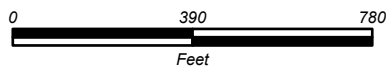
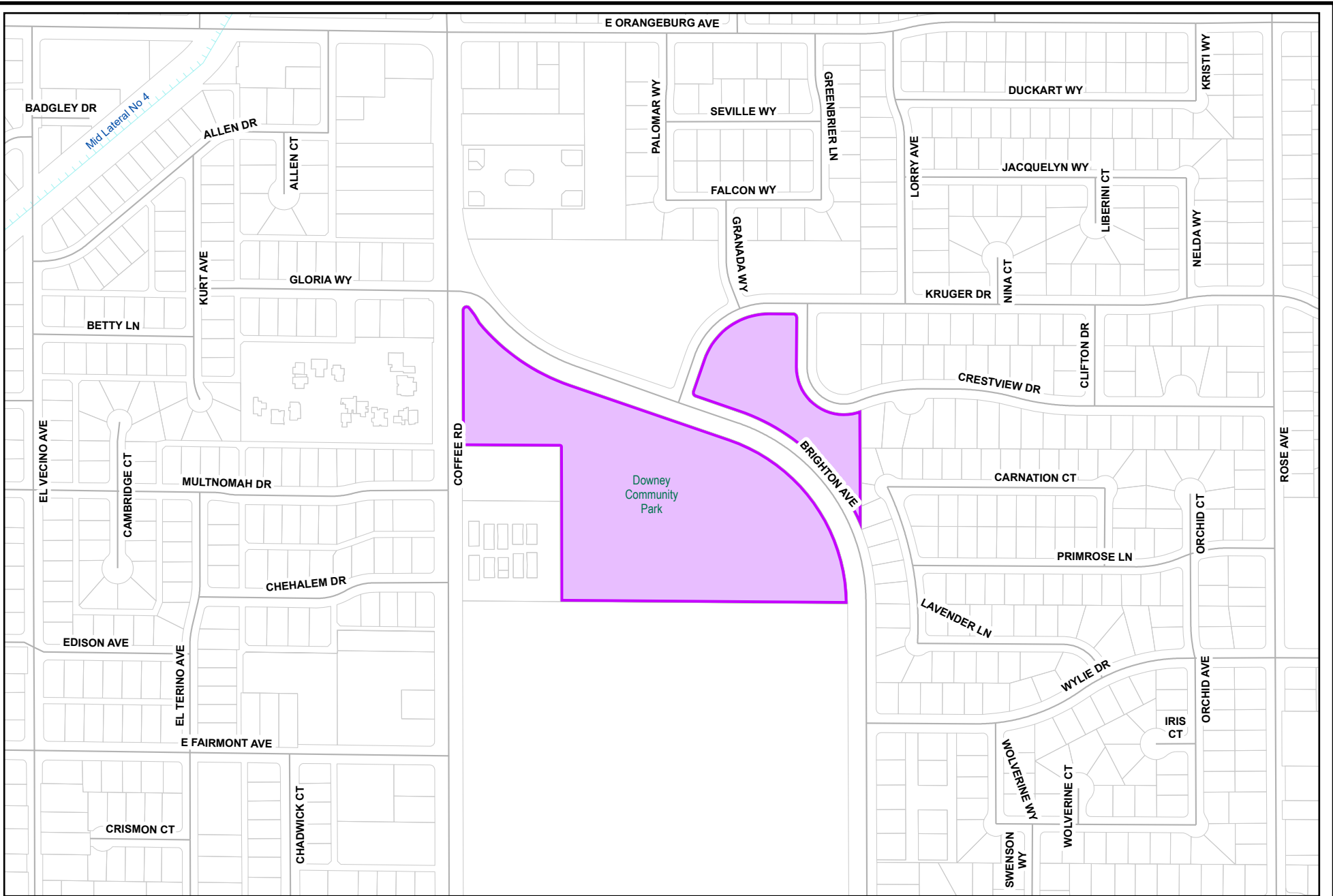
Proj Stat:

Revenues	Budget	Actuals+Commit	Available	Prop. Inc./Dec. for 25-26	Bud + Prop. Incr/Decr	Avail.+ Prop. Incr/Decr	26-27	27-28	28-29	29-30	Total Budgeted up to 2030
47005 Miscellaneous Revenue	49,290	146,594	-97,304	0	49,290	-97,304	0	0	0	0	49,290
48035 Lease Revenue Principal	0	70,032	-70,032	0	0	-70,032	0	0	0	0	0
48036 Lease Revenue Interest	0	18,209	-18,209	0	0	-18,209	0	0	0	0	0
Revenue Totals:	49,290	234,835	-185,545	0	49,290	-185,545	0	0	0	0	49,290

Expenditures	Budget	Actual+Commit	Available	Prop. Inc./Dec. for 25-26	Budget+Prop. Inc./Dec.	Avail.+Prop. Inc./Dec.	26-27	27-28	28-29	29-30	Total Budgeted up to 2030
Beardbrook Park Train CA BB Train-CA	166	165	1	0	166	1	0	0	0	0	166
Beardbrook Park Train CON BB Train-CON	315	315	0	0	315	0	0	0	0	0	315
Beardbrook Park Train EDA BB Train-EDA	9,764	9,763	1	0	9,764	1	0	0	0	0	9,764
Bellenita Soccer-EDA Bellenita Soccer-EDA	0	0	0	0	0	0	0	0	0	0	0
Bellenita Soccer-ENV Bellenita Soccer ENV	0	0	0	0	0	0	0	0	0	0	0
BP Playground-EDA BP Play-EDA	0	0	0	0	0	0	0	0	0	0	0
Cath Everet Court-CCF CEveret Court-CCF	2,000	1,112	888	0	2,000	888	0	0	0	0	2,000
Cath Everet Court-EDA CEveret Court-EDA	3,000	2,062	938	0	3,000	938	0	0	0	0	3,000
East La Loma Play-CCF East La Loma-CCF	7,000	5,137	1,863	0	7,000	1,863	0	0	0	0	7,000
East La Loma Play-CON East La Loma-CON	97,480	97,045	435	0	97,480	435	0	0	0	0	97,480
East La Loma Play-EDA East La Loma-EDA	13,520	13,448	72	0	13,520	72	0	0	0	0	13,520
Garrison Park Improve-CON GP Improve-CON	4,588	4,588	0	0	4,588	0	0	0	0	0	4,588
Garrison Park Improve-EDA GP Improve-EDA	2,900	2,900	0	0	2,900	0	0	0	0	0	2,900
Gen. Parks Partners-CTGY General PP-CTGY	6,785	0	6,785	0	6,785	6,785	0	0	0	0	6,785
Graceada Ten Crt-EDA Graceada Ten Crt-EDA	715	715	0	0	715	0	0	0	0	0	715
Graceada Ten Crts-CON Graceada Ten Crt-CON	1,728	1,728	0	0	1,728	0	0	0	0	0	1,728
Graceda Park Pool-CON Graceda Pool-CON	11,312	11,312	0	32	11,312	0	0	0	0	0	11,312

Graceda Park Pool-EDA	Graceda Pool-EDA	8,449	8,449	1	0	8,449	1	0	0	0	0	8,449
Graceda Park Tot Play-CCF	Graceda Tot Play-CCF	792	791	1	0	792	1	0	0	0	0	792
Graceda Park Tot Play-CON	Graceda Tot Play-CON	5,130	5,130	0	0	5,130	0	0	0	0	0	5,130
Graceda Park Tot Play-EDA	Graceda Tot Play-EDA	867	866	1	0	867	1	0	0	0	0	867
John Thurman Improve-CON	John Thurman-CON	2,784	2,784	0	0	2,784	0	0	0	0	0	2,784
Mancini Bowl-CON	Mancini-CON	0	0	0	0	0	0	0	0	0	0	0
Mancini Bowl-EDA	Mancini-EDA	15,000	7,717	7,283	0	15,000	7,283	0	0	0	0	15,000
McHenry Mansion-CON	McHenry Mansion-CON	18,000	18,000	0	0	18,000	0	0	0	0	0	18,000
Orchard Park Improve-CON	OP Improve-CON	1,543	1,543	0	0	1,543	0	0	0	0	0	1,543
Orchard Park Improve-EDA	OP Improve-EDA	1,739	1,738	1	0	1,739	1	0	0	0	0	1,739
SR Center Flag-CON	SR Center Flag-CON	4,066	4,066	1	0	4,066	1	0	0	0	0	4,066
VC Fitness Equip-EDA	VC Fit Equip-EDA	3,303	3,303	0	0	3,303	0	0	0	0	0	3,303
Expenditure Totals:		222,946	204,674	18,272	0	222,946	18,272	0	0	0	0	222,946

						Budget+Prop.	Available+Prop.					
						Inc./Dec.	Inc./Dec.					
Fund Balance Required												
Parks Fund-3130						173,656	203,817					



City of Modesto
 Project #: 100922
 PRN - Downey Shade Structure



Page Number: 115



City of Modesto: 2026-30 Capital Improvement Program

CED - Downey Shade Structure Replacement

100922

Capital Un-sponsored

<i>Cost Center:</i> 14999	<i>Category:</i> Parks System	<i>Start Date:</i>
<i>Hosting Fund:</i> Parks Fund-3130	<i>Type Class:</i> General Improvements	<i>End Date:</i>
<i>Element Listing:</i> Comm Dev	<i>Area:</i> Within City	<i>Status:</i> Active
<i>Classification:</i> Replacement	<i>Manager:</i> Houx, Nathan G	<i>Const. Code:</i> New or Future

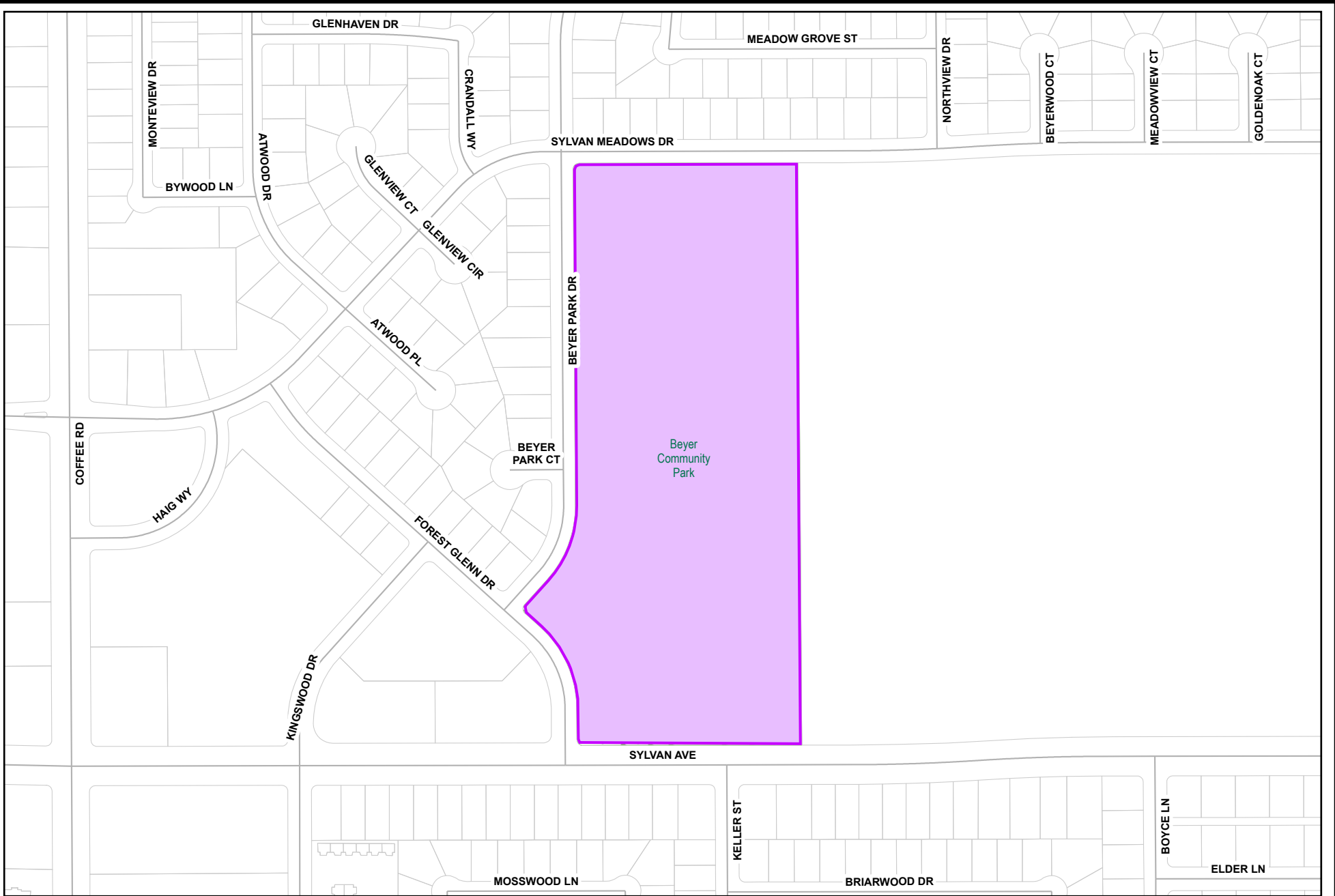
Proj Desc: This project will demolish the existing shade structure at Downey Park and construct a replacement shade structure in its place. The project will include the following tasks; demolition of concrete pad & wood shade structure; construction of new concrete surface area as well as a new, metal shade structure. Site amenities may include the installation of additional picnic tables as well as safety lighting.

Proj Stat: Construction for this project is expected to begin March 2025.

Revenues	Budget	Actuals+Commit	Available	Prop. Inc./Dec. for 25-26	Bud + Prop. Incr/Decr	Avail. + Prop. Incr/Decr	26-27	27-28	28-29	29-30	Total Budgeted up to 2030
42213 Intergov - State - California State Parks	100,000	0	100,000	0	100,000	100,000	0	0	0	0	100,000
61390 Transfer In From Fund 1390	233,036	0	233,036	0	233,036	233,036	0	0	0	0	233,036
63432 Transfer In From Fund 3432	141,802	0	141,802	0	141,802	141,802	0	0	0	0	141,802
65800 Transfer In from Fund 5800	200,000	200,000	0	0	200,000	0	0	0	0	0	200,000
Revenue Totals:	674,838	200,000	474,838	0	674,838	474,838	0	0	0	0	674,838

Expenditures	Budget	Actual+Commit	Available	Prop. Inc./Dec. for 25-26	Budget+Prop. Inc./Dec.	Avail.+Prop. Inc./Dec.	26-27	27-28	28-29	29-30	Total Budgeted up to 2030
CA Construction Admin	45,791	1,509	44,282	0	45,791	44,282	0	0	0	0	45,791
CON Construction	339,357	339,357	0	0	339,357	0	0	0	0	0	339,357
CON-ARPA Construction	233,036	233,036	0	0	233,036	0	0	0	0	0	233,036
CTGY-CIP Contingency - CIP	45,791	0	45,791	0	45,791	45,791	0	0	0	0	45,791
EDA Eng/Design/Admin	60,863	33,491	27,372	0	60,863	27,372	0	0	0	0	60,863
Expenditure Totals:	724,838	607,393	117,445	0	724,838	117,445	0	0	0	0	724,838

Fund Balance Required	Budget+Prop. Inc./Dec.	Available+Prop. Inc./Dec.
Parks Fund-3130	50,000	-357,393



City of Modesto

Project #: 100984
 PRN - Awesome Spot Playground at Beyer



Page Number: 142



City of Modesto: 2026-30 Capital Improvement Program

PRN - Awesome Spot Playground at Beyer Park

100984

Capital Un-sponsored

<i>Cost Center:</i> 39999	<i>Category:</i> Parks System	<i>Start Date:</i>
<i>Hosting Fund:</i> Parks Fund-3130	<i>Type Class:</i> Miscellaneous	<i>End Date:</i>
<i>Element Listing:</i> Comm Svcs & Fac	<i>Area:</i> Within City	<i>Status:</i> New
<i>Classification:</i> Replacement	<i>Manager:</i> Houx, Nathan G	<i>Const. Code:</i> New or Future

Proj Desc: The project will design and construct an inclusive playground at Beyer Community Park. The project will likely have grant funds and donated revenue.

Proj Stat: Construction for this project began in July 2023. Completion of construction for Phase 1 is anticipated by the end of 2025.

Revenues	Budget	Actuals+Commit	Available	Prop. Inc./Dec. for 25-26	Bud + Prop. Incr/Decr	Avail.+ Prop. Incr/Decr	26-27	27-28	28-29	29-30	Total Budgeted up to 2030
42201 Intergov - State - Natural Resources Agency	400,000	0	400,000	0	400,000	400,000	0	0	0	0	400,000
47031 Miscellaneous Donations/Contribution - Non- Intergov	8,250	8,250	0	0	8,250	0	0	0	0	0	8,250
60100 Transfer In from Fund 0100	77,763	51,873	25,890	0	77,763	25,890	0	0	0	0	77,763
61390 Transfer In From Fund 1390	1,100,000	327,600	772,400	0	1,100,000	772,400	0	0	0	0	1,100,000
Revenue Totals:	1,586,013	387,723	1,198,290	0	1,586,013	1,198,290	0	0	0	0	1,586,013

Expenditures	Budget	Actual+Commit	Available	Prop. Inc./Dec. for 25-26	Budget+Prop. Inc./Dec.	Avail.+Prop. Inc./Dec.	26-27	27-28	28-29	29-30	Total Budgeted up to 2030
CA Construction Admin	25,332	1,372	23,960	0	25,332	23,960	0	0	0	0	25,332
CA - State Grant Construction Adminis	122,442	0	122,442	0	122,442	122,442	0	0	0	0	122,442
CON Construction	148,681	148,681	0	0	148,681	0	0	0	0	0	148,681
CON-ARPA EC2.22 Construction	1,100,000	1,100,000	0	0	1,100,000	0	0	0	0	0	1,100,000
CON-State Grant Construction	145,120	145,120	0	0	145,120	0	0	0	0	0	145,120
CTGY - State Grant Contingency	73,887	0	73,887	0	73,887	73,887	0	0	0	0	73,887
EDA Eng/Design/Admin	19,000	21,355	-2,355	0	19,000	-2,355	0	0	0	0	19,000
EDA - State Grant Eng/Des/Admin	58,551	136	58,415	0	58,551	58,415	0	0	0	0	58,551
ENV CIP - Environmental	0	0	0	0	0	0	0	0	0	0	0
Expenditure Totals:	1,693,013	1,416,664	276,349	0	1,693,013	276,349	0	0	0	0	1,693,013

Fund Balance Required	Budget+Prop. Inc./Dec.	Available+Prop. Inc./Dec.
Parks Fund-3130	107,000	-921,941



City of Modesto

Project #: 101017
PRN - Mary E. Grogan Community Park -



City of Modesto: 2026-30 Capital Improvement Program

PRN - Mary E. Grogan Community Park - Phase 2

101017

Capital Un-sponsored

<i>Cost Center:</i> 39999	<i>Category:</i> Parks System	<i>Start Date:</i>
<i>Hosting Fund:</i> Parks Capital Facility Fee Fund-3460	<i>Type Class:</i> CFF Construction	<i>End Date:</i>
<i>Element Listing:</i> Comm Svcs & Fac	<i>Area:</i> Village One	<i>Status:</i> New
<i>Classification:</i> Improvements	<i>Manager:</i> Houx, Nathan G	<i>Const. Code:</i> New or Future

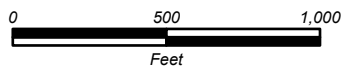
Proj Desc: The project is comprised of the design, bidding and construction of Phase 2 of Mary E. Grogan Community Park. The project will include completion of the rest of the community park portion of the project which will include grading, drainage, irrigation, landscaping, sidewalks, play area, shade structure, drinking fountains, picnic tables, benches, security lighting and other park amenities.

Proj Stat: Construction is expected to began in August 2024 and is epxted to be completed by summer 2025.

Revenues	Budget	Actuals+Commit	Available	Prop. Inc./Dec. for 25-26	Bud + Prop. Incr/Decr	Avail. + Prop. Incr/Decr	26-27	27-28	28-29	29-30	Total Budgeted up to 2030
63432 Transfer In From Fund 3432	2,666,234	0	2,666,234	0	2,666,234	2,666,234	0	0	0	0	2,666,234
Revenue Totals:	2,666,234	0	2,666,234	0	2,666,234	2,666,234	0	0	0	0	2,666,234

Expenditures	Budget	Actual+Commit	Available	Prop. Inc./Dec. for 25-26	Budget+Prop. Inc./Dec.	Avail.+Prop. Inc./Dec.	26-27	27-28	28-29	29-30	Total Budgeted up to 2030
CA Construction Admin	359,302	139,095	220,207	0	359,302	220,207	0	0	0	0	359,302
CON Construction	4,491,279	4,491,279	0	0	4,491,279	0	0	0	0	0	4,491,279
CTGY-CIP Contingency - CIP	359,303	10,574	348,729	0	359,303	348,729	0	0	0	0	359,303
EDA Eng/Design/Admin	419,938	354,829	65,109	0	419,938	65,109	0	0	0	0	419,938
Expenditure Totals:	5,629,822	4,995,777	634,045	0	5,629,822	634,045	0	0	0	0	5,629,822

Fund Balance Required	Budget+Prop. Inc./Dec.	Available+Prop. Inc./Dec.
Parks Capital Facility Fee Fund-3460	2,963,588	-2,032,189



City of Modesto

Project #: 101051
 PRN - PerfectMind Rec Software



Page Number: 173



City of Modesto: 2026-30 Capital Improvement Program

PRN - PerfectMind Rec Software

101051
Capital Un-sponsored

<i>Cost Center:</i> 39999	<i>Category:</i> Parks System	<i>Start Date:</i>
<i>Hosting Fund:</i> Parks Fund-3130	<i>Type Class:</i> Information Technology	<i>End Date:</i>
<i>Element Listing:</i> Comm Dev	<i>Area:</i> Within City	<i>Status:</i> Active
<i>Classification:</i> Replacement	<i>Manager:</i> Paladini, David J	<i>Const. Code:</i> New or Future

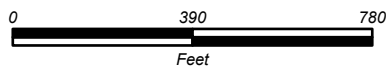
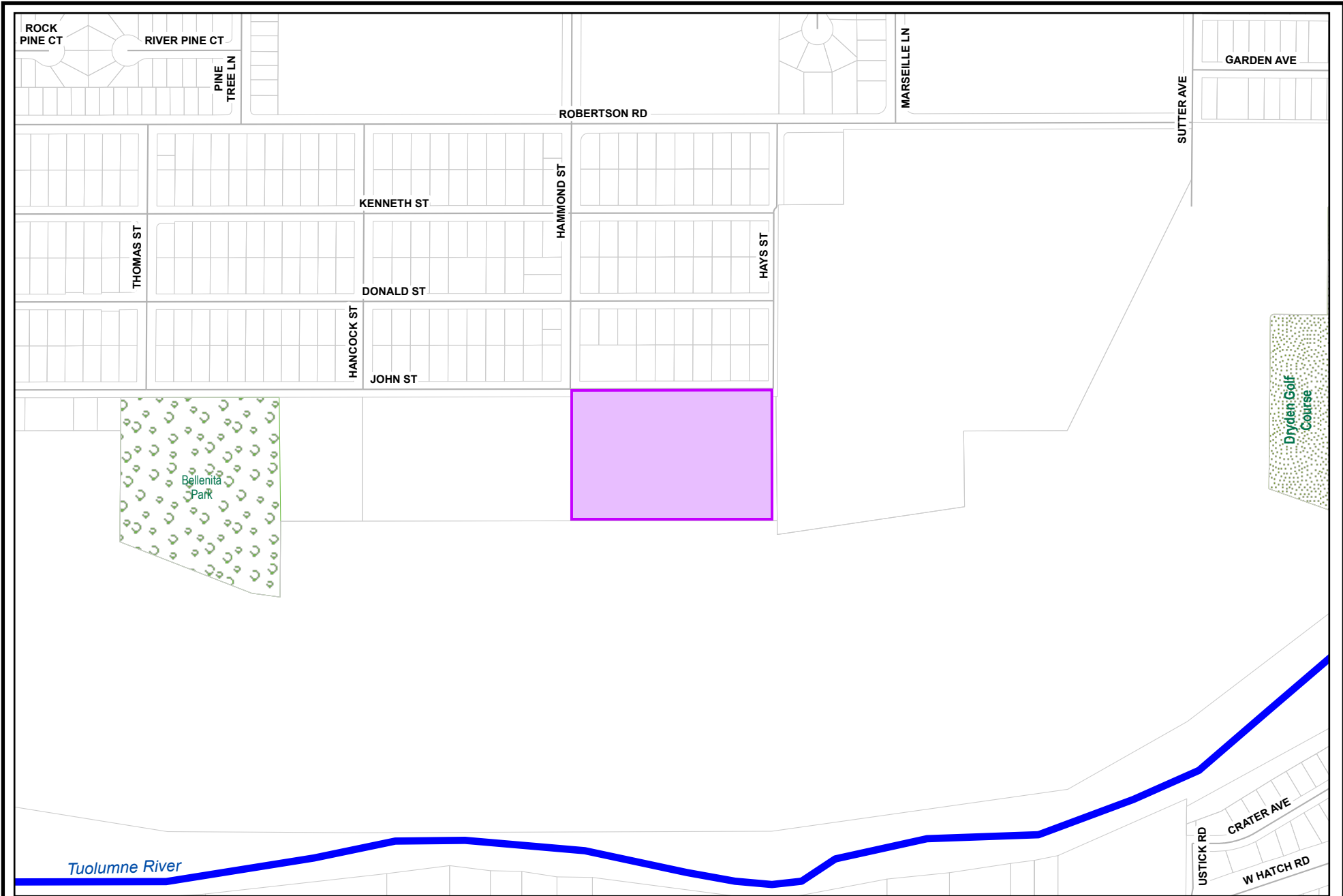
Proj Desc:

Proj Stat:

Revenues	Budget	Actuals+Commit	Available	Prop. Inc./Dec. for 25-26	Bud + Prop. Incr/Decr	Avail.+ Prop. Incr/Decr	26-27	27-28	28-29	29-30	Total Budgeted up to 2030
60100 Transfer In from Fund 0100	70,000	70,000	0	0	70,000	0	0	0	0	0	70,000
Revenue Totals:	70,000	70,000	0	0	70,000	0	0	0	0	0	70,000

Expenditures	Budget	Actual+Commit	Available	Prop. Inc./Dec. for 25-26	Budget+Prop. Inc./Dec.	Avail.+Prop. Inc./Dec.	26-27	27-28	28-29	29-30	Total Budgeted up to 2030
CC Consultant Charges	43,785	43,785	0	0	43,785	0	0	0	0	0	43,785
OC Other Cost - CIP	26,215	29,203	-2,988	0	26,215	-2,988	0	0	0	0	26,215
Expenditure Totals:	70,000	72,988	-2,988	0	70,000	-2,988	0	0	0	0	70,000

Fund Balance Required	Budget+Prop. Inc./Dec.	Available+Prop. Inc./Dec.
Parks Fund-3130	0	-2,988



City of Modesto

Project #: 101061
 PRN - TRRP Carpenter Road Area Soccer



Page Number: 176



City of Modesto: 2026-30 Capital Improvement Program

PRN - TRRP Carpenter Road Area Soccer Complex

101061

Capital Un-sponsored

<i>Cost Center:</i> 89999	<i>Category:</i> Parks System	<i>Start Date:</i>
<i>Hosting Fund:</i> JPA - TRRP Special Revenue Fund - CIP-6710	<i>Type Class:</i> General Improvements	<i>End Date:</i>
<i>Element Listing:</i> Env Rsrcs & Opn Spcs	<i>Area:</i> Within City	<i>Status:</i> Active
<i>Classification:</i> Improvements	<i>Manager:</i> Houx, Nathan G	<i>Const. Code:</i> New or Future

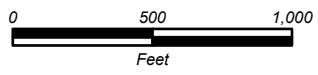
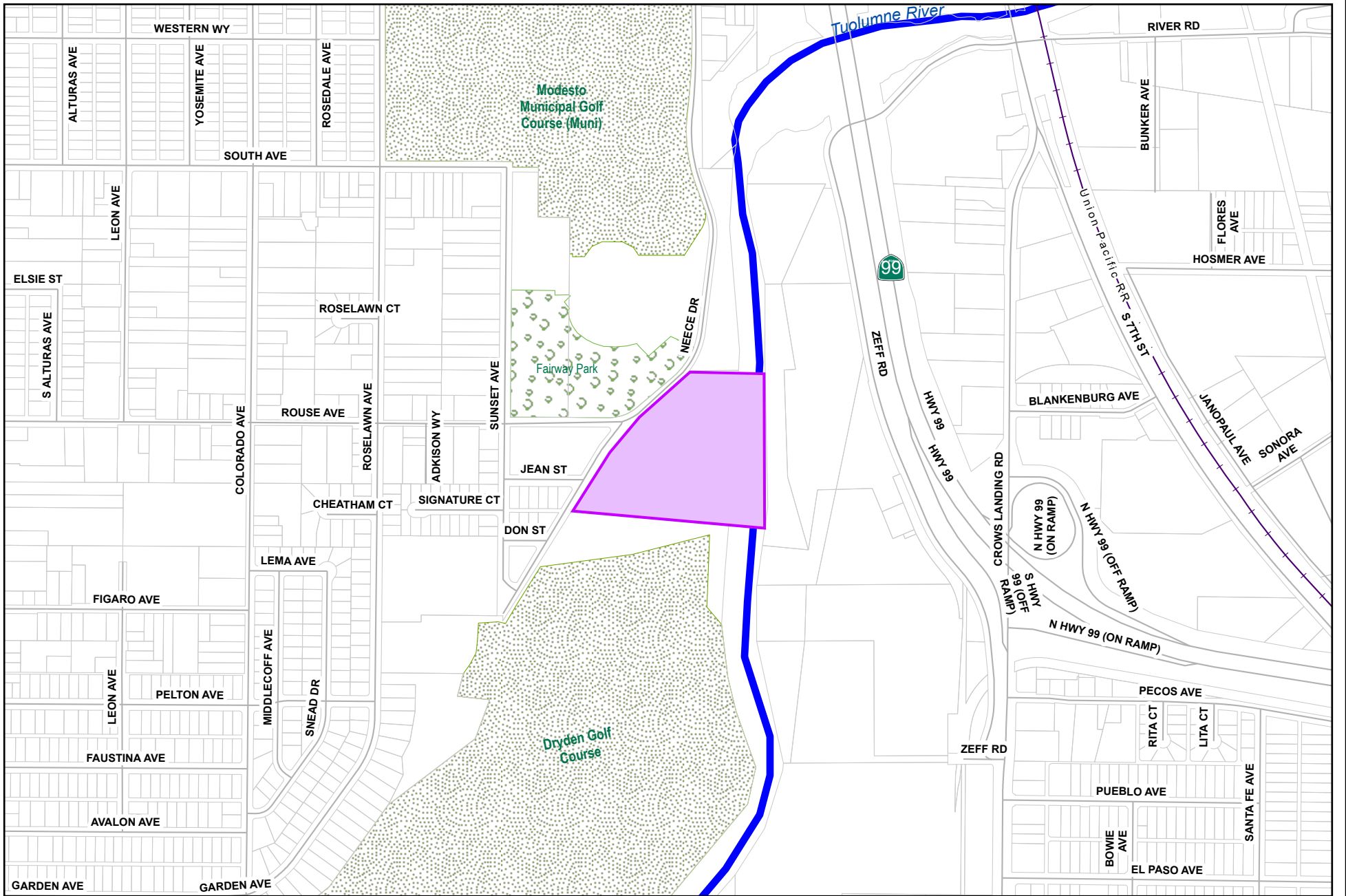
Proj Desc: This project will fund the design, bidding and development of two soccer fields, parking lot, security lighting, fencing, landscape and irrigation at the Carpenter Road Area Soccer Complex to the east of Bellenita park and Northwest of the Sutter Primary Treatment Plant.

Proj Stat: Construction for this project began in Octoer 2024 and is expeted to be completed by summer 2025.

Revenues	Budget	Actuals+Commit	Available	Prop. Inc./Dec. for 25-26	Bud + Prop. Incr/Decr	Avail.+ Prop. Incr/Decr	26-27	27-28	28-29	29-30	Total Budgeted up to 2030
42201 Intergov - State - Natural Resources Agency	0	0	0	0	0	0	0	0	0	0	0
42213 Intergov - State - California State Parks	1,000,000	0	1,000,000	0	1,000,000	1,000,000	0	0	0	0	1,000,000
47020 Refunds, Damages, and Cost Recovery	500,000	500,000	0	0	500,000	0	0	0	0	0	500,000
63130 Transfer In from Fund 3130	35,000	35,000	0	0	35,000	0	0	0	0	0	35,000
63432 Transfer In From Fund 3432	140,000	62,314	77,686	0	140,000	77,686	0	0	0	0	140,000
66700 Transfer In from Fund 6700	130,000	0	130,000	0	130,000	130,000	0	0	0	0	130,000
Revenue Totals:	1,805,000	597,314	1,207,686	0	1,805,000	1,207,686	0	0	0	0	1,875,000

Expenditures	Budget	Actual+Commit	Available	Prop. Inc./Dec. for 25-26	Budget+Prop. Inc./Dec.	Avail.+Prop. Inc./Dec.	26-27	27-28	28-29	29-30	Total Budgeted up to 2030
CA Construction Admin	186,866	143,892	42,974	0	186,866	42,974	0	0	0	0	186,866
CON Construction	1,409,263	1,409,263	0	0	1,409,263	0	0	0	0	0	1,409,263
CTGY-CIP Contingency - CIP	127,042	0	127,042	0	127,042	127,042	0	0	0	0	127,042
EDA Eng/Design/Admin	73,306	35,069	38,237	0	73,306	38,237	0	0	0	0	73,306
ENV CIP - Environmental	8,523	8,523	0	0	8,523	0	0	0	0	0	8,523
Expenditure Totals:	1,805,000	1,596,747	208,253	0	1,805,000	208,253	0	0	0	0	1,805,000

Fund Balance Required	Budget+Prop. Inc./Dec.	Available+Prop. Inc./Dec.
JPA - TRRP Special Revenue Fund - CIP-6710	0	-999,432



City of Modesto

Project #: 101071
 PRN - TRRP Neece Drive Boat Launch



Page Number: 184



City of Modesto: 2026-30 Capital Improvement Program

PRN - TRRP Neece Drive Boat Launch

101071

Capital Un-sponsored

<i>Cost Center:</i> 89999	<i>Category:</i> Parks System	<i>Start Date:</i>
<i>Hosting Fund:</i> JPA - TRRP Special Revenue Fund - CIP-6710	<i>Type Class:</i> General Improvements	<i>End Date:</i>
<i>Element Listing:</i> Env Rsrsc & Opn Spcs	<i>Area:</i> Within City	<i>Status:</i> New
<i>Classification:</i> Improvements	<i>Manager:</i> Houx, Nathan G	<i>Const. Code:</i> New or Future

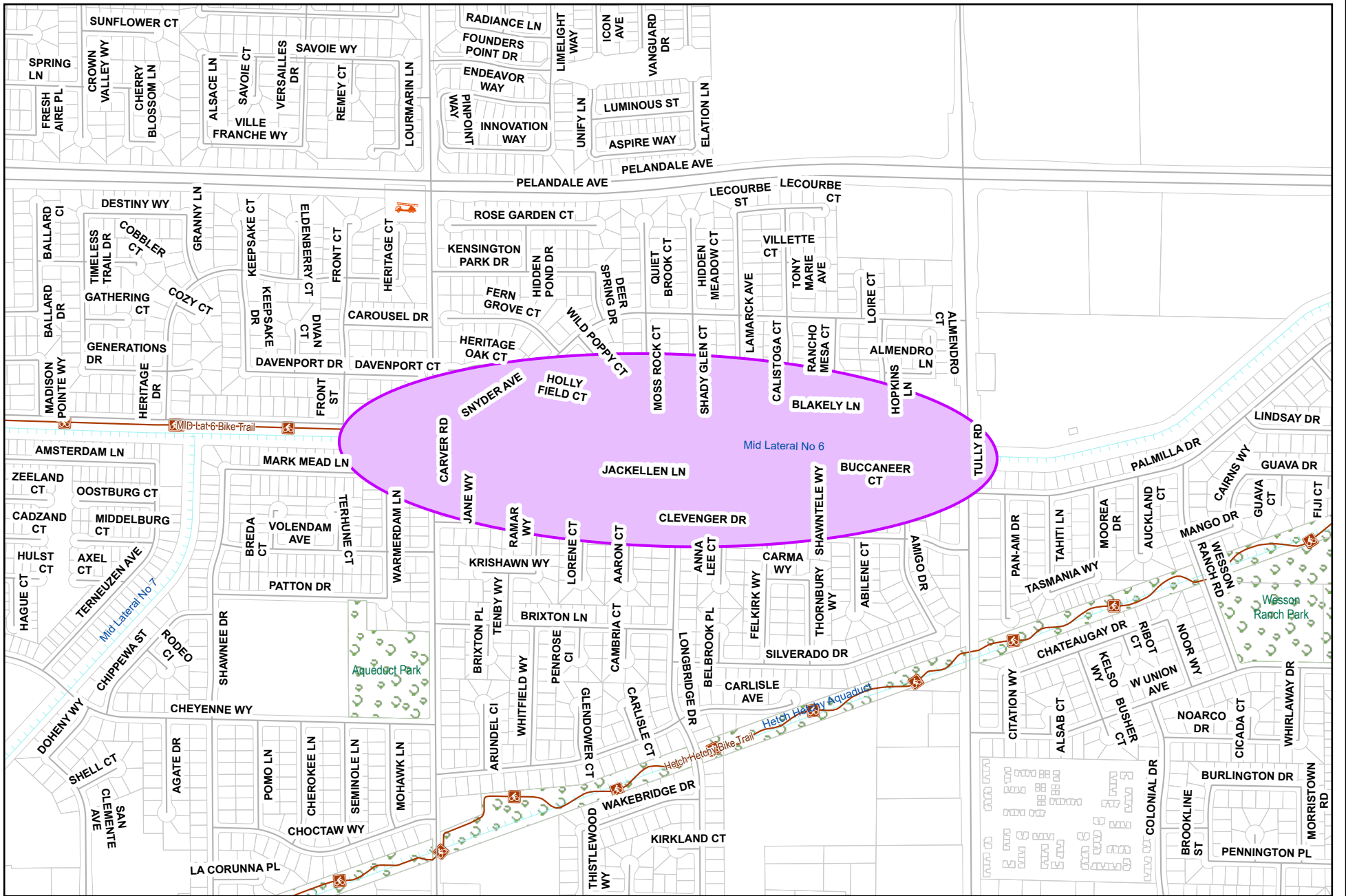
Proj Desc: This project will fund the design, permitting, bidding and development of a non-motorized boat launch, concrete pathways, parking area, security lighting, post and cable fencing and landscaping at the TRRP Neece Drive Boat Launch located along Neece Drive north of Dryden Golf Course.

Proj Stat: Construction is complete.

Revenues	Budget	Actuals+Commit	Available	Prop. Inc./Dec. for 25-26	Bud + Prop. Incr/Decr	Avail.+ Prop. Incr/Decr	26-27	27-28	28-29	29-30	Total Budgeted up to 2030
42201 Intergov - State - Natural Resources Agency	780,000	780,000	0	0	780,000	0	0	0	0	0	780,000
47020 Refunds, Damages, and Cost Recovery	785,932	785,932	0	0	785,932	0	0	0	0	0	785,932
63432 Transfer In From Fund 3432	800,000	800,000	0	0	800,000	0	0	0	0	0	800,000
Revenue Totals:	2,365,932	2,365,932	0	0	2,365,932	0	0	0	0	0	2,365,932

Expenditures	Budget	Actual+Commit	Available	Prop. Inc./Dec. for 25-26	Budget+Prop. Inc./Dec.	Avail.+Prop. Inc./Dec.	26-27	27-28	28-29	29-30	Total Budgeted up to 2030
CA Construction Admin	132,716	129,987	2,729	0	132,716	2,729	0	0	0	0	132,716
CON Construction	1,658,955	1,658,955	0	0	1,658,955	0	0	0	0	0	1,658,955
CTGY-CIP Contingency - CIP	257,138	256,914	224	0	257,138	224	0	0	0	0	257,138
EDA Eng/Design/Admin	251,613	248,794	2,819	0	251,613	2,819	0	0	0	0	251,613
ENV CIP - Environmental	65,510	65,510	0	0	65,510	0	0	0	0	0	65,510
Expenditure Totals:	2,365,932	2,360,159	5,773	0	2,365,932	5,773	0	0	0	0	2,365,932

Fund Balance Required	Budget+Prop. Inc./Dec.	Available+Prop. Inc./Dec.
JPA - TRRP Special Revenue Fund - CIP-6710	0	5,773



City of Modesto

Project #: 101073

CED - Carver/Bangs Pelandale/Snyder Bike



City of Modesto: 2026-30 Capital Improvement Program

CED - Carver/Bangs Pelandale/Snyder Bike Trail System - CAP

101073

Capital Un-sponsored

<i>Cost Center:</i> 14999	<i>Category:</i> Parks System	<i>Start Date:</i>
<i>Hosting Fund:</i> Pelandale/Snyder CFD Fund - Capital Fund	<i>Type Class:</i> CFD Bike Trails	<i>End Date:</i>
<i>Element Listing:</i> Comm Svcs & Fac	<i>Area:</i> Pelandale-Snyder	<i>Status:</i> Active
<i>Classification:</i> Improvements	<i>Manager:</i> Sacuskie, Michael Wayne	<i>Const. Code:</i> Not Awarded

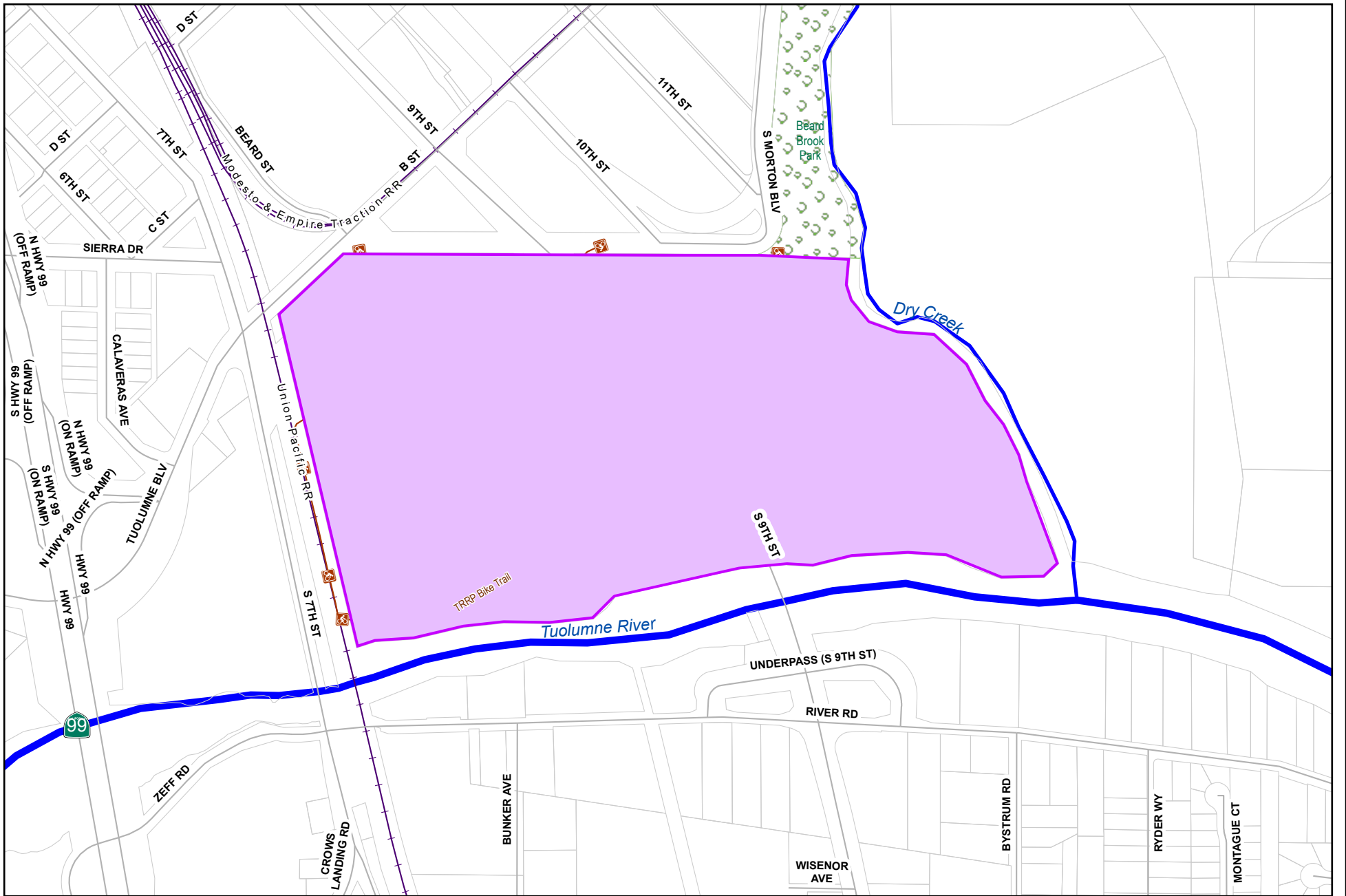
Proj Desc: This project will provide funding to construct a Class I bike trail between Carver Rd. and the Union Pacific Railroad along the MID canal. Improvements include fencing, landscaping and 10' wide bike path. A portion of the project was constructed by a developer. The developer was reimbursed per the terms of the CFD Acquisition and Shortfall Agreement. This project was previously project 100092 held in fund 3280.

Proj Stat: Design is 95% complete. Anticipate bidding with Tully Rd Safety Improvements (101089), Fall 2025.

Revenues	Budget	Actuals+Commit	Available	Prop. Inc./Dec. for 25-26	Bud + Prop. Incr/Decr	Avail. + Prop. Incr/Decr	26-27	27-28	28-29	29-30	Total Budgeted up to 2030
61410 Transfer In from Fund 1410	405,591	0	405,591	0	405,591	405,591	0	0	0	0	405,591
63270 Transfer In from Fund 3270	60,000	60,000	0	0	60,000	0	0	0	0	0	60,000
Revenue Totals:	465,591	60,000	405,591	0	465,591	405,591	0	0	0	0	465,591

Expenditures	Budget	Actual+Commit	Available	Prop. Inc./Dec. for 25-26	Budget+Prop. Inc./Dec.	Avail.+Prop. Inc./Dec.	26-27	27-28	28-29	29-30	Total Budgeted up to 2030
CA Construction Admin	121,036	1,036	120,000	0	121,036	120,000	0	0	0	0	121,036
CON Construction	811,572	11,572	800,000	0	811,572	800,000	0	0	0	0	811,572
CTGY-CIP Contingency - CIP	80,000	0	80,000	0	80,000	80,000	0	0	0	0	80,000
EDA Eng/Design/Admin	213,277	73,570	139,707	0	213,277	139,707	0	0	0	0	213,277
LA Land Acquisition	66,169	66,169	0	0	66,169	0	0	0	0	0	66,169
Expenditure Totals:	1,292,054	152,347	1,139,707	0	1,292,054	1,139,707	0	0	0	0	1,292,054

Fund Balance Required	Budget+Prop. Inc./Dec.	Available+Prop. Inc./Dec.
Pelandale/Snyder CFD Fund - Capital Fund	826,463	734,116



City of Modesto

Project #: 101109
 PRN - TRRP River Overlook



City of Modesto: 2026-30 Capital Improvement Program

PRN - TRRP River Overlook

101109

Capital Un-sponsored

<i>Cost Center:</i> 89999	<i>Category:</i> Parks System	<i>Start Date:</i>
<i>Hosting Fund:</i> JPA - TRRP Special Revenue Fund - CIP-6710	<i>Type Class:</i> General Improvements	<i>End Date:</i>
<i>Element Listing:</i> Env Rsrscs & Opn Spcs	<i>Area:</i> Within City	<i>Status:</i> New
<i>Classification:</i> Improvements	<i>Manager:</i> Houx, Nathan G	<i>Const. Code:</i> New or Future

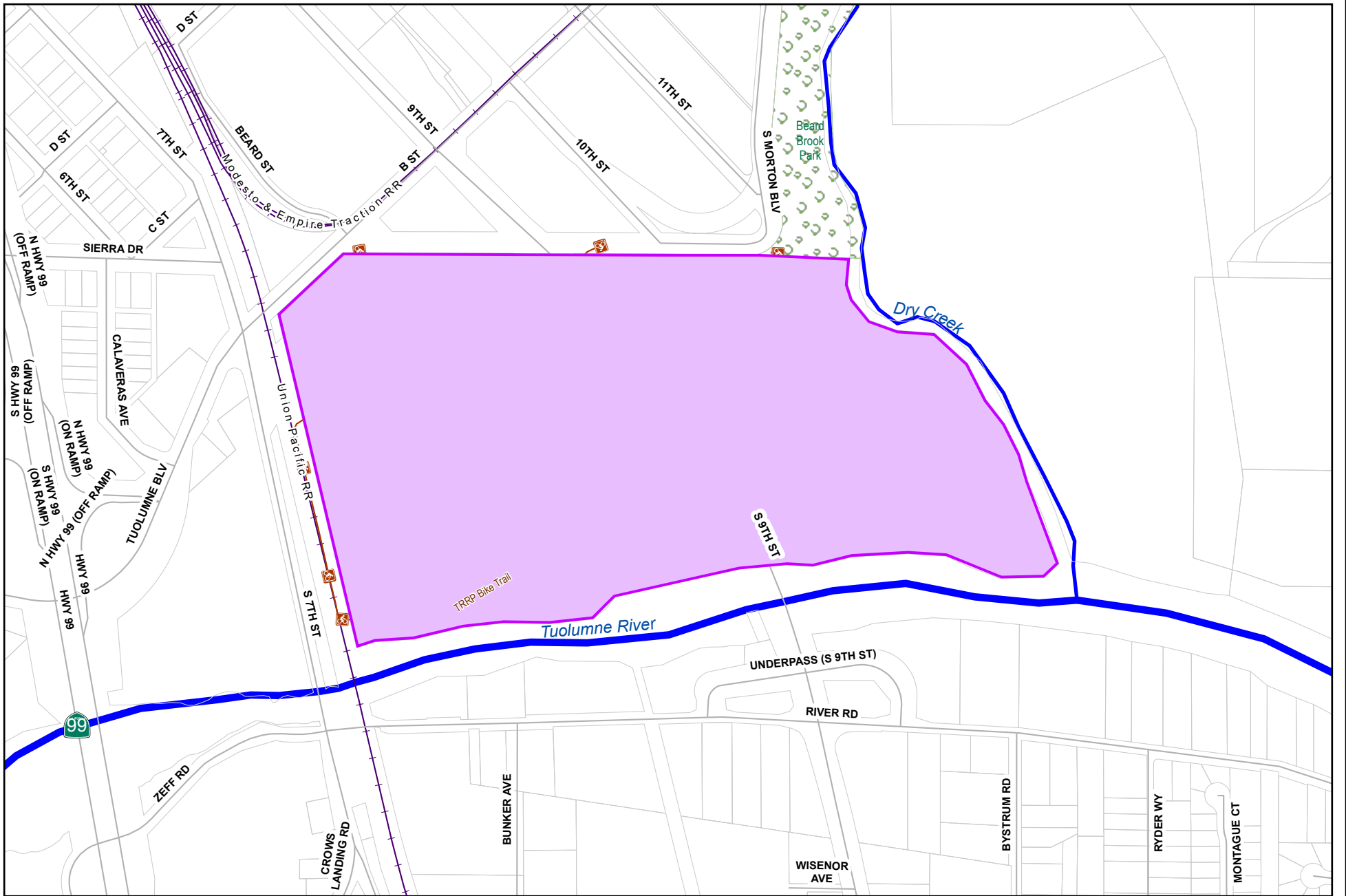
Proj Desc: This project will fund the design, permitting, bidding and development of a river overlook at the Tuolumne River Regional Park gateway parcel which will include pathways, elevated walkways, and habitat restoration.

Proj Stat: The design phase of this project began in 2020. Construction is expected to begin in winter 2025.

Revenues	Budget	Actuals+Commit	Available	Prop. Inc./Dec. for 25-26	Bud + Prop. Incr/Decr	Avail.+ Prop. Incr/Decr	26-27	27-28	28-29	29-30	Total Budgeted up to 2030
42015 Intergov - Federal - Federal Highway Administration (DOT)	0	8,396	-8,396	0	0	-8,396	0	0	0	0	0
42110 Intergov - State - CA Department of Transportation	349,940	177,906	172,034	0	349,940	172,034	0	0	0	0	349,940
42201 Intergov - State - Natural Resources Agency	500,000	0	500,000	0	500,000	500,000	0	0	0	0	500,000
47020 Refunds, Damages, and Cost Recovery	150,000	150,000	0	0	150,000	0	0	0	0	0	150,000
Revenue Totals:	999,940	336,302	663,638	0	999,940	663,638	0	0	0	0	999,940

Expenditures	Budget	Actual+Commit	Available	Prop. Inc./Dec. for 25-26	Budget+Prop. Inc./Dec.	Avail.+Prop. Inc./Dec.	26-27	27-28	28-29	29-30	Total Budgeted up to 2030
CA Construction Admin	54,600	251	54,349	0	54,600	54,349	0	0	0	0	54,600
CON Construction	545,272	0	545,272	0	545,272	545,272	0	0	0	0	545,272
CTGY-CIP Contingency - CIP	54,601	0	54,601	0	54,601	54,601	0	0	0	0	54,601
EDA Eng/Design/Admin	345,467	213,312	132,155	0	345,467	132,155	0	0	0	0	345,467
Expenditure Totals:	999,940	213,563	786,377	0	999,940	786,377	0	0	0	0	999,940

Fund Balance Required	Budget+Prop. Inc./Dec.	Available+Prop. Inc./Dec.
JPA - TRRP Special Revenue Fund - CIP-6710	0	122,739



City of Modesto

Project #: 101135
 PRN - TRRP River Pavilion



City of Modesto: 2026-30 Capital Improvement Program

PRN - TRRP River Pavilion

101135

Capital Un-sponsored

<i>Cost Center:</i> 89999	<i>Category:</i> Parks System	<i>Start Date:</i>
<i>Hosting Fund:</i> JPA - TRRP Special Revenue Fund - CIP-6710	<i>Type Class:</i> General Improvements	<i>End Date:</i>
<i>Element Listing:</i> Env RsrCs & Opn Spcs	<i>Area:</i> Within City	<i>Status:</i> New
<i>Classification:</i> Improvements	<i>Manager:</i> Houx, Nathan G	<i>Const. Code:</i> New or Future

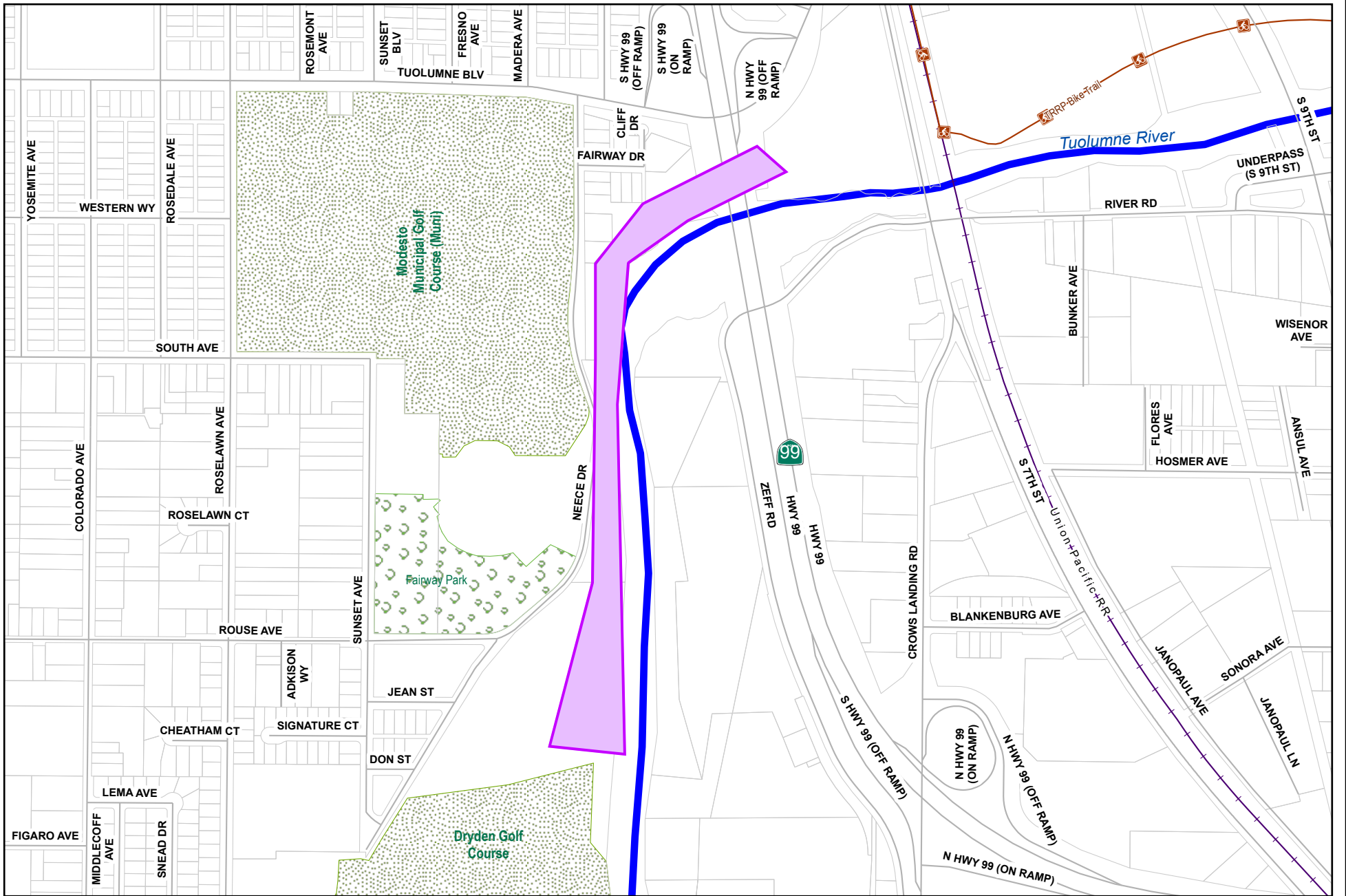
Proj Desc: This project will fund the design, permitting, bidding and development of a river pavilion at the Tuolumne River Regional Park (Legion Park) which will include pathways, overhead structure, learning theatre, interpretive signage, and habitat restoration.

Proj Stat: The design phase of the project began in 2020. Construction is expected to begin in spring 2025.

Revenues	Budget	Actuals+Commit	Available	Prop. Inc./Dec. for 25-26	Bud + Prop. Incr/Decr	Avail.+ Prop. Incr/Decr	26-27	27-28	28-29	29-30	Total Budgeted up to 2030
42201 Intergov - State - Natural Resources Agency	0	0	0	0	0	0	0	0	0	0	0
42213 Intergov - State - California State Parks	500,000	0	500,000	0	500,000	500,000	0	0	0	0	500,000
47020 Refunds, Damages, and Cost Recovery	100,000	100,000	0	0	100,000	0	0	0	0	0	100,000
63432 Transfer In From Fund 3432	75,725	620	75,105	0	75,725	75,105	0	0	0	0	75,725
63460 Transfer In from Fund 3460	15,777	15,777	0	0	15,777	0	0	0	0	0	15,777
Revenue Totals:	691,502	116,397	575,105	0	691,502	575,105	0	0	0	0	691,502

Expenditures	Budget	Actual+Commit	Available	Prop. Inc./Dec. for 25-26	Budget+Prop. Inc./Dec.	Avail.+Prop. Inc./Dec.	26-27	27-28	28-29	29-30	Total Budgeted up to 2030
CA Construction Admin	44,234	1,383	42,851	0	44,234	42,851	0	0	0	0	44,234
CON Construction	552,925	552,925	0	0	552,925	0	0	0	0	0	552,925
CTGY-CIP Contingency - CIP	44,234	0	44,234	0	44,234	44,234	0	0	0	0	44,234
EDA Eng/Design/Admin	57,609	40,239	17,370	0	57,609	17,370	0	0	0	0	57,609
Expenditure Totals:	699,002	594,548	104,454	0	699,002	104,454	0	0	0	0	699,002

Fund Balance Required	Budget+Prop. Inc./Dec.	Available+Prop. Inc./Dec.
JPA - TRRP Special Revenue Fund - CIP-6710	7,500	-470,651



City of Modesto

Project #: 101164
This project will fund the design, permitting,



Page Number: 235



City of Modesto: 2026-30 Capital Improvement Program

PRN - TRRP Riverwalk Gateway-Neece Drive

101164
Capital Un-sponsored

<i>Cost Center:</i> 89999	<i>Category:</i> Parks System	<i>Start Date:</i>
<i>Hosting Fund:</i> JPA - TRRP Special Revenue Fund - CIP-6710	<i>Type Class:</i> General Improvements	<i>End Date:</i>
<i>Element Listing:</i> Env Rsrcs & Opn Spcs	<i>Area:</i> Within City	<i>Status:</i> New
<i>Classification:</i> Improvements	<i>Manager:</i> Houx, Nathan G	<i>Const. Code:</i> New or Future

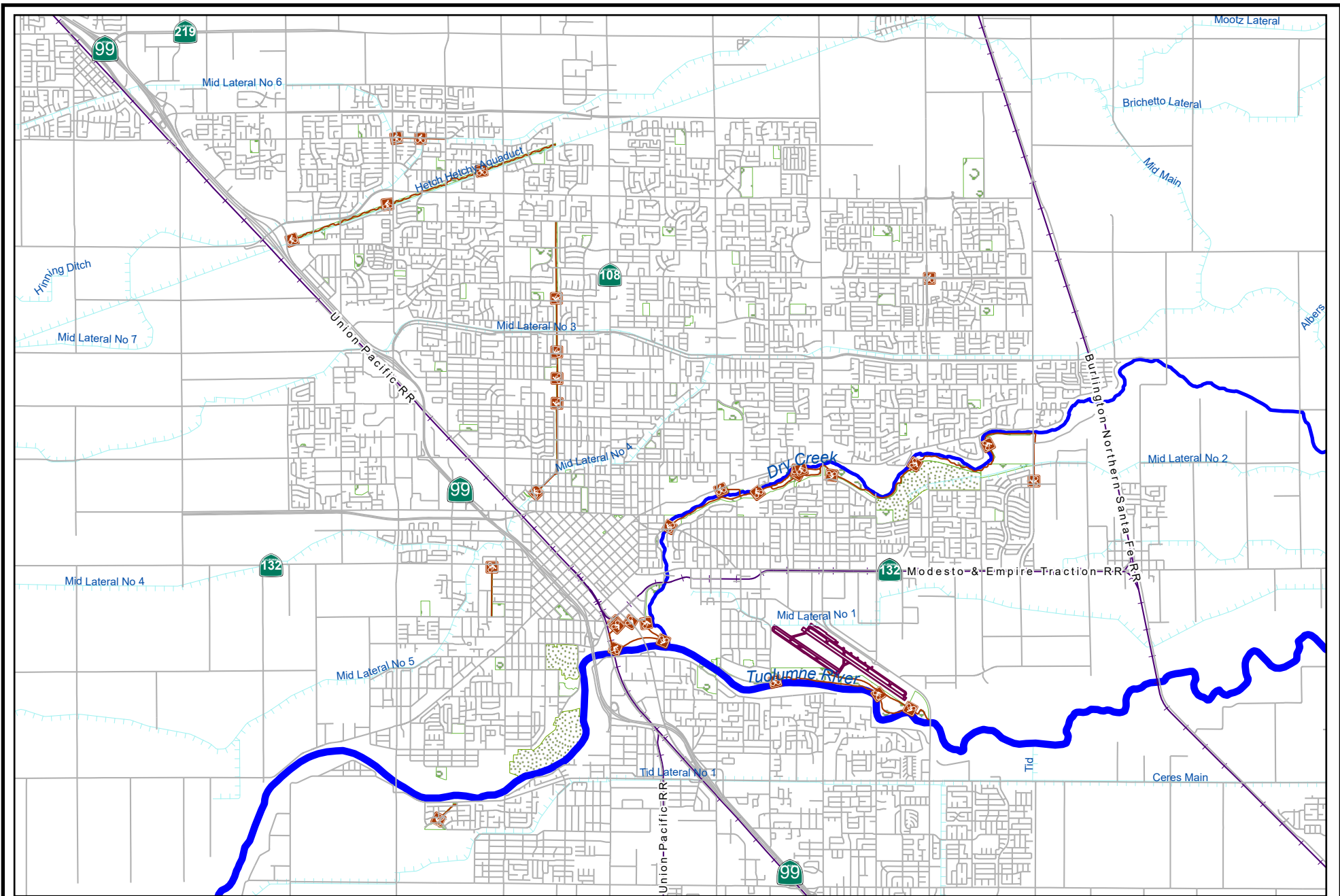
Proj Desc: This project funds the design and construction of an extension to the Tuolumne River Regional Park Riverwalk. This portion of the trail stretches from the Gateway Parcel of TRRP to Neece Drive.

Proj Stat: The design phase of this project began in February 2023. Target construction start summer 2026.

Revenues	Budget	Actuals+Commit	Available	Prop. Inc./Dec. for 25-26	Bud + Prop. Incr/Decr	Avail.+ Prop. Incr/Decr	26-27	27-28	28-29	29-30	Total Budgeted up to 2030
42201 Intergov - State - Natural Resources Agency	2,968,885	79,006	2,889,879	0	2,968,885	2,889,879	0	0	0	0	2,968,885
63460 Transfer In from Fund 3460	150,000	150,000	0	0	150,000	0	0	0	0	0	150,000
Revenue Totals:	3,118,885	229,006	2,889,879	0	3,118,885	2,889,879	0	0	0	0	3,118,885

Expenditures	Budget	Actual+Commit	Available	Prop. Inc./Dec. for 25-26	Budget+Prop. Inc./Dec.	Avail.+Prop. Inc./Dec.	26-27	27-28	28-29	29-30	Total Budgeted up to 2030
CA Construction Admin	226,572	0	226,572	0	226,572	226,572	0	0	0	0	226,572
CON Construction	2,265,741	0	2,265,741	0	2,265,741	2,265,741	0	0	0	0	2,265,741
CTGY-CIP Contingency - CIP	226,572	0	226,572	0	226,572	226,572	0	0	0	0	226,572
EDA Eng/Design/Admin	400,000	300,607	99,393	0	400,000	99,393	0	0	0	0	400,000
Expenditure Totals:	3,118,885	300,607	2,818,278	0	3,118,885	2,818,278	0	0	0	0	3,118,885

Fund Balance Required	Budget+Prop. Inc./Dec.	Available+Prop. Inc./Dec.
JPA - TRRP Special Revenue Fund - CIP-6710	0	-71,601



City of Modesto

Project #: 101200

PRN - Various Park Partners Projects 2019



Page Number: 254



City of Modesto: 2026-30 Capital Improvement Program

PRN - Various Park Partners Projects 2019

101200
Capital Un-sponsored

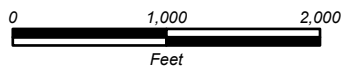
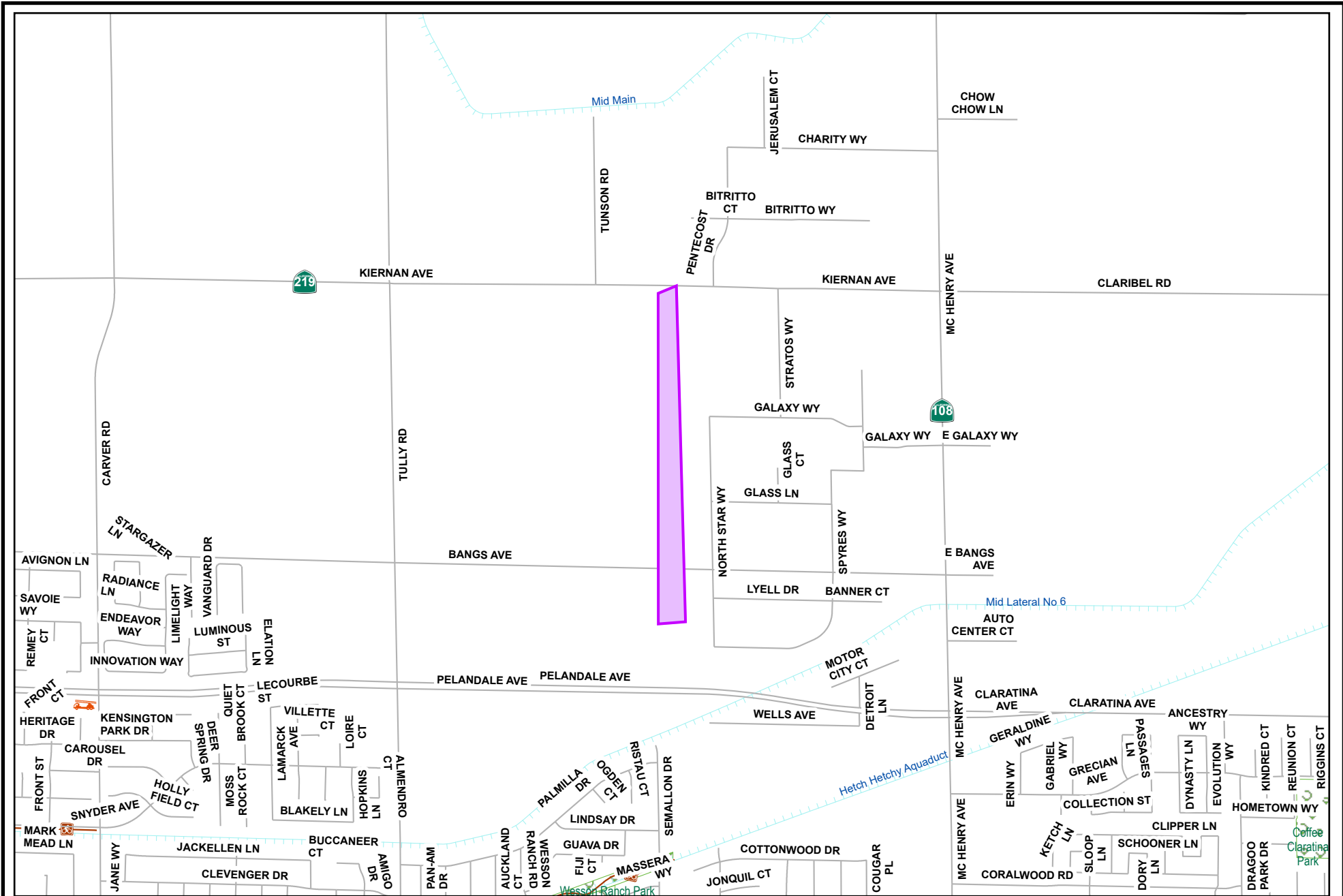
<i>Cost Center:</i> 39999	<i>Category:</i> Parks System	<i>Start Date:</i>
<i>Hosting Fund:</i> Parks Fund-3130	<i>Type Class:</i> General Improvements	<i>End Date:</i>
<i>Element Listing:</i> Env Rsrcs & Opn Spcs	<i>Area:</i> Within City	<i>Status:</i> Closed
<i>Classification:</i> Improvements	<i>Manager:</i> Houx, Nathan G	<i>Const. Code:</i> New or Future

Proj Desc:

Proj Stat:

Expenditures	Budget	Actual+Commit	Available	Prop. Inc./Dec. for 25-26	Budget+Prop. Inc./Dec.	Avail.+Prop. Inc./Dec.	26-27	27-28	28-29	29-30	Total Budgeted up to 2030
Enslen OV Ph2-CON Enslen OV Ph2-CON	0	0	0	0	0	0	0	0	0	0	0
Enslen OV Ph2-EDA Enslen OV Ph2-EDA	375	375	0	0	375	0	0	0	0	0	375
Enslen OV-CON Enslen OV-CON	28,527	28,526	1	0	28,527	1	0	0	0	0	28,527
Enslen OV-EDA Enslen OV-EDA	17,248	17,247	1	0	17,248	1	0	0	0	0	17,248
Gen. Parks Partners-CTGY General PP-CTGY	0	0	0	0	0	0	0	0	0	0	0
Expenditure Totals:	46,150	46,148	2	0	46,150	2	0	0	0	0	46,150

Fund Balance Required	Budget+Prop. Inc./Dec.	Available+Prop. Inc./Dec.
Parks Fund-3130	46,150	2



City of Modesto

Project #: 101231
 PRN - VA Corridor Phase 8



Page Number: 266



City of Modesto: 2026-30 Capital Improvement Program

PRN - VA Corridor Phase 8

101231
Capital Un-sponsored

<i>Cost Center:</i> 39999	<i>Category:</i> Parks System	<i>Start Date:</i>
<i>Hosting Fund:</i> Capital Grants - CIP Projects-3140	<i>Type Class:</i> Infrastructure Preservation	<i>End Date:</i>
<i>Element Listing:</i> Comm Svcs & Fac	<i>Area:</i> Within City	<i>Status:</i> Active
<i>Classification:</i> Improvements	<i>Manager:</i> Houx, Nathan G	<i>Const. Code:</i> New or Future

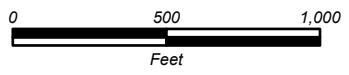
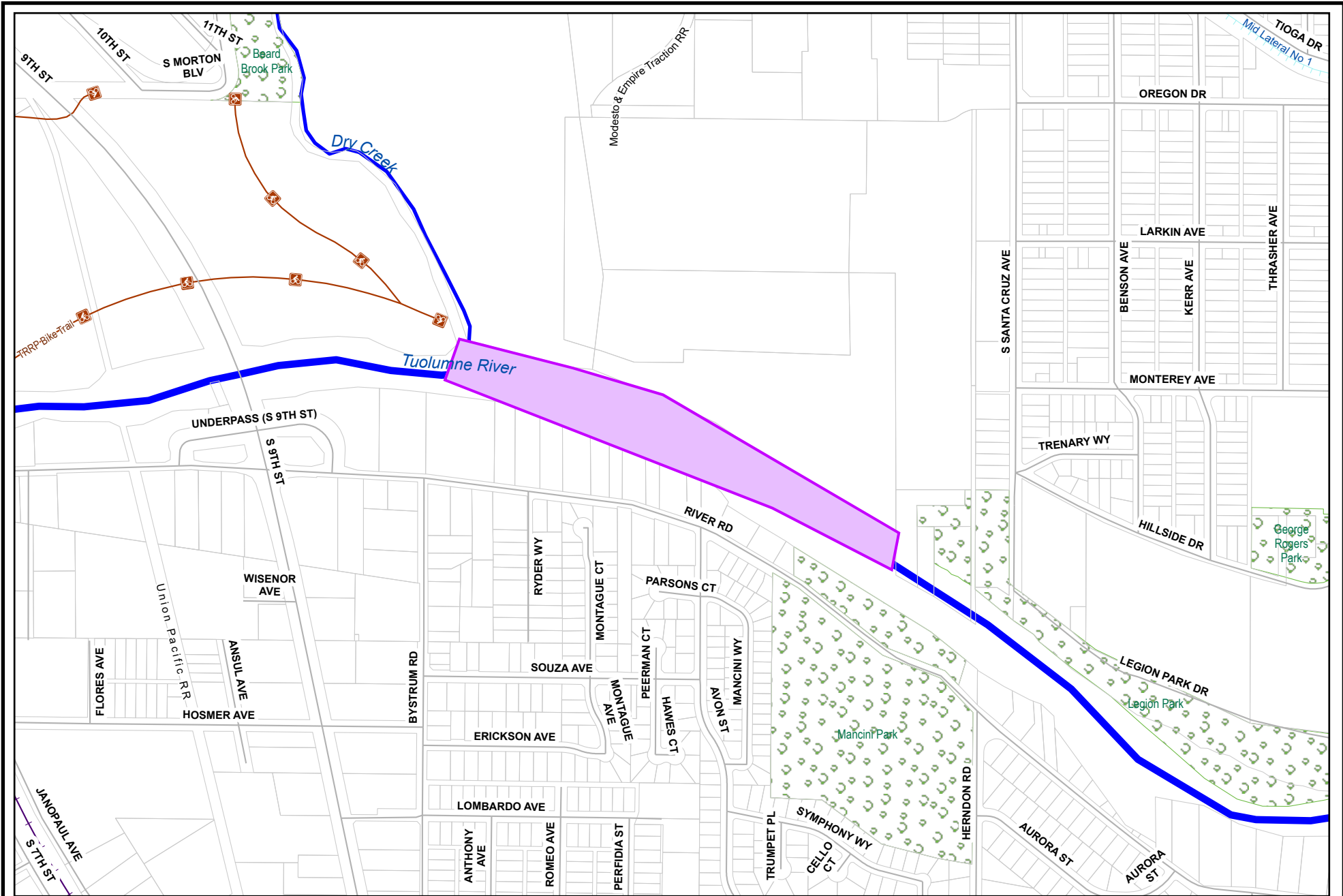
Proj Desc: This project is for the acquisition, design and construction of the Virginia Corridor Phase 8 project which extends the Virginia Corridor from just south of Pelandale Ave, across Pelandale, to Kiernan Ave.

Proj Stat: Acquisition phase to begin in FY 2025/26.

Revenues	Budget	Actuals+Commit	Available	Prop. Inc./Dec. for 25-26	Bud + Prop. Incr/Decr	Avail.+ Prop. Incr/Decr	26-27	27-28	28-29	29-30	Total Budgeted up to 2030
63432 Transfer In From Fund 3432	600,000	0	600,000	0	600,000	600,000	0	0	0	0	600,000
63460 Transfer In from Fund 3460	0	0	0	0	0	0	0	0	0	0	0
Revenue Totals:	600,000	0	600,000	0	600,000	600,000	0	0	0	0	600,000

Expenditures	Budget	Actual+Commit	Available	Prop. Inc./Dec. for 25-26	Budget+Prop. Inc./Dec.	Avail.+Prop. Inc./Dec.	26-27	27-28	28-29	29-30	Total Budgeted up to 2030
EDA Eng/Design/Admin	50,000	0	50,000	0	50,000	50,000	0	0	0	0	50,000
LA Land Acquisition	550,000	0	550,000	0	550,000	550,000	0	0	0	0	550,000
Expenditure Totals:	600,000	0	600,000	0	600,000	600,000	0	0	0	0	600,000

Fund Balance Required	Budget+Prop. Inc./Dec.	Available+Prop. Inc./Dec.
Capital Grants - CIP Projects-3140	0	0



City of Modesto

Project #: 101232
PRN - TRRP Riverwalk - Gateway to Legion



Page Number: 267



City of Modesto: 2026-30 Capital Improvement Program

PRN - TRRP Riverwalk Gateway to Legion

101232
Capital Un-sponsored

<i>Cost Center:</i> 89999	<i>Category:</i> Parks System	<i>Start Date:</i>
<i>Hosting Fund:</i> JPA - TRRP Special Revenue Fund - CIP-6710	<i>Type Class:</i> Miscellaneous	<i>End Date:</i>
<i>Element Listing:</i> Comm Svcs & Fac	<i>Area:</i> Within City	<i>Status:</i> Active
<i>Classification:</i> Improvements	<i>Manager:</i> Houx, Nathan G	<i>Const. Code:</i> New or Future

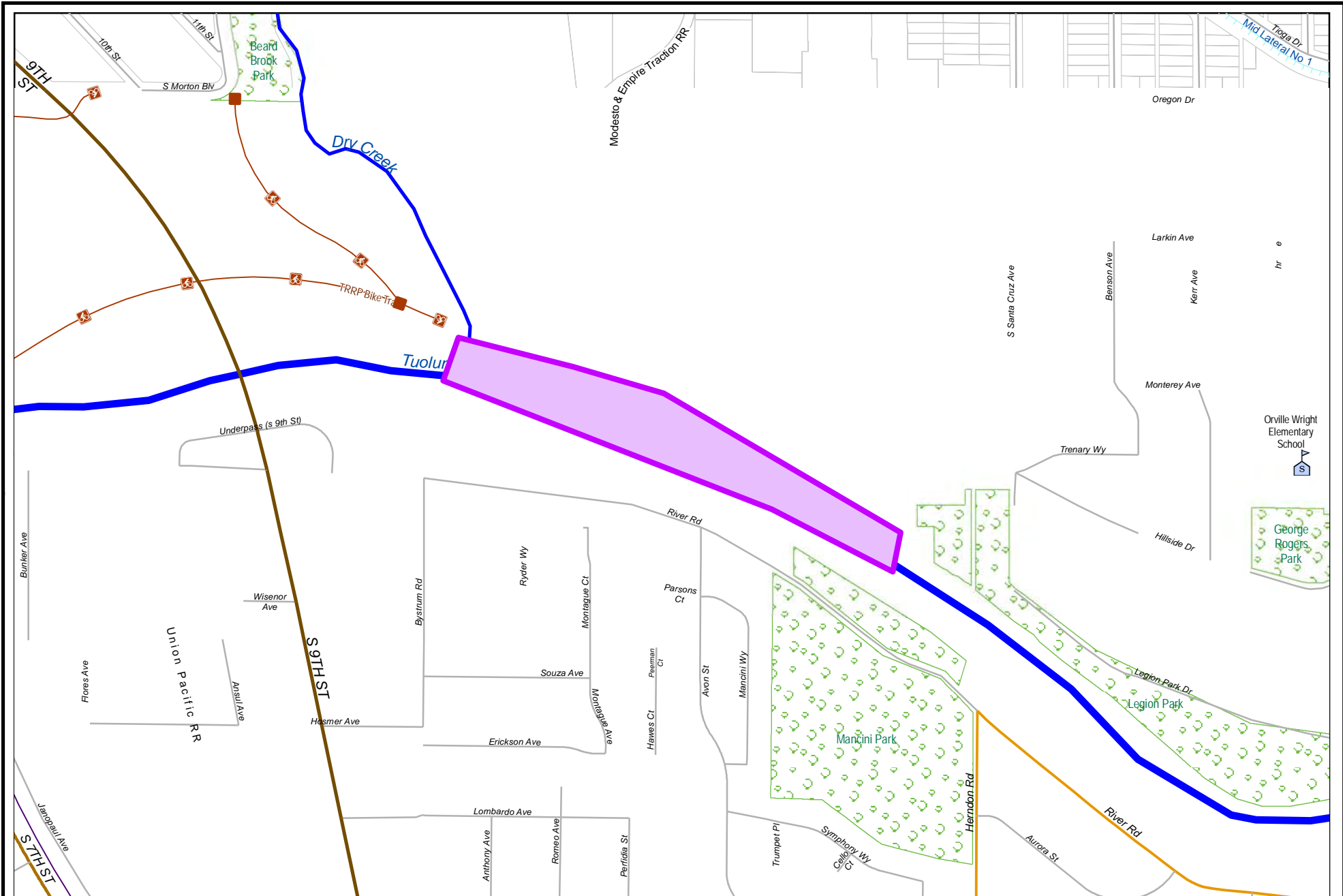
Proj Desc: This project funds the design and construction of an extension to the Tuolumne River Regional Park Riverwalk. This portion of the trail stretches from the Western end of the Gateway Parcel across Dry Creek to the existing parkland at Legion park. The Project will include acquisition of the parkland, as well as design and construction.

Proj Stat: The acquisition phase of the project is complete. Design phase began in March 2023.

Revenues	Budget	Actuals+Commit	Available	Prop. Inc./Dec. for 25-26	Bud + Prop. Incr/Decr	Avail.+ Prop. Incr/Decr	26-27	27-28	28-29	29-30	Total Budgeted up to 2030
47020 Refunds, Damages, and Cost Recovery	210,241	210,241	0	0	210,241	0	0	0	0	0	210,241
61520 Transfer In from Fund 1520	189,759	185,297	4,462	0	189,759	4,462	0	0	0	0	189,759
63432 Transfer In From Fund 3432	122,888	0	122,888	0	122,888	122,888	0	0	0	0	122,888
63460 Transfer In from Fund 3460	77,112	77,112	0	0	77,112	0	0	0	0	0	77,112
Revenue Totals:	600,000	472,650	127,350	0	600,000	127,350	0	0	0	0	600,000

Expenditures	Budget	Actual+Commit	Available	Prop. Inc./Dec. for 25-26	Budget+Prop. Inc./Dec.	Avail.+Prop. Inc./Dec.	26-27	27-28	28-29	29-30	Total Budgeted up to 2030
EDA Eng/Design/Admin	600,000	597,838	2,162	0	600,000	2,162	0	0	0	0	600,000
Expenditure Totals:	600,000	597,838	2,162	0	600,000	2,162	0	0	0	0	600,000

Fund Balance Required	Budget+Prop. Inc./Dec.	Available+Prop. Inc./Dec.
JPA - TRRP Special Revenue Fund - CIP-6710	0	-125,188



City of Modesto

Project #: 101233

PRN - Dry Creek to TRRP Trail Connection



City of Modesto: 2026-30 Capital Improvement Program

PRN - Dry Creek to TRRP Trail Connection

101233
Capital Un-sponsored

<i>Cost Center:</i> 39999	<i>Category:</i> Parks System	<i>Start Date:</i>
<i>Hosting Fund:</i> Capital Grants - CIP Projects-3140	<i>Type Class:</i> Infrastructure Preservation	<i>End Date:</i>
<i>Element Listing:</i> Comm Svcs & Fac	<i>Area:</i> Within City	<i>Status:</i> Active
<i>Classification:</i> Improvements	<i>Manager:</i> Houx, Nathan G	<i>Const. Code:</i> New or Future

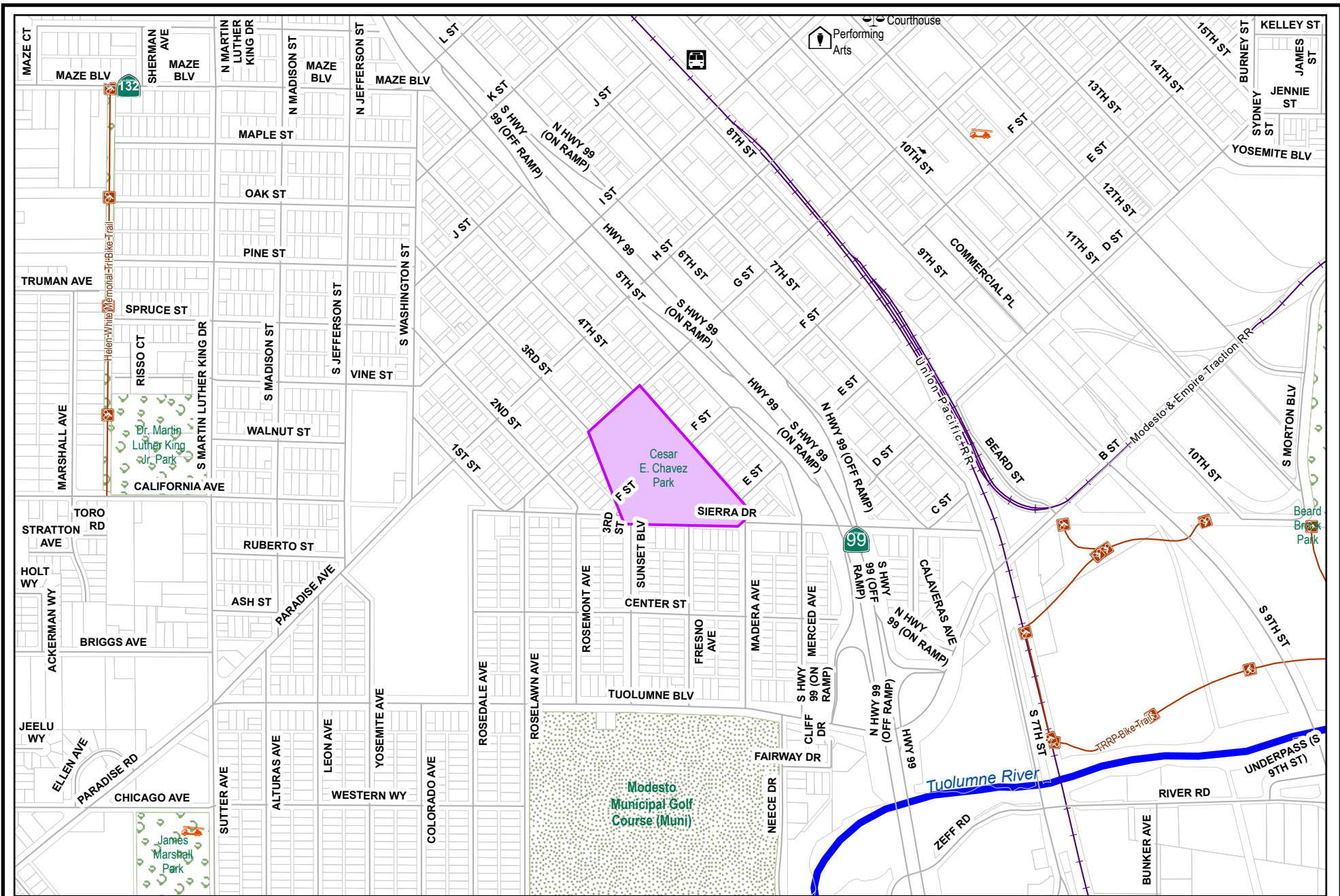
Proj Desc: This project is for the design and construction of the Dry Creek trail connection to TRRP adjacent to Morton Blvd.

Proj Stat: The design phase began in March 2023.

Revenues	Budget	Actuals+Commit	Available	Prop. Inc./Dec. for 25-26	Bud + Prop. Incr/Decr	Avail.+ Prop. Incr/Decr	26-27	27-28	28-29	29-30	Total Budgeted up to 2030
63432 Transfer In From Fund 3432	582,643	177,693	404,950	0	582,643	404,950	0	0	0	0	582,643
63460 Transfer In from Fund 3460	17,357	17,358	-1	0	17,357	-1	0	0	0	0	17,357
Revenue Totals:	600,000	195,051	404,949	0	600,000	404,949	0	0	0	0	600,000

Expenditures	Budget	Actual+Commit	Available	Prop. Inc./Dec. for 25-26	Budget+Prop. Inc./Dec.	Avail.+Prop. Inc./Dec.	26-27	27-28	28-29	29-30	Total Budgeted up to 2030
EDA Eng/Design/Admin	600,000	500,043	99,957	0	600,000	99,957	0	0	0	0	600,000
Expenditure Totals:	600,000	500,043	99,957	0	600,000	99,957	0	0	0	0	600,000

Fund Balance Required	Budget+Prop. Inc./Dec.	Available+Prop. Inc./Dec.
Capital Grants - CIP Projects-3140	0	-304,992



City of Modesto

Project #: 101276
 PRN - Cesar E. Chavez Park Renovation



Page Number: 277



City of Modesto: 2026-30 Capital Improvement Program

PRN - Cesar E. Chavez Park Renovation Project

101276

Capital Un-sponsored

<i>Cost Center:</i> 39999	<i>Category:</i> Parks System	<i>Start Date:</i>
<i>Hosting Fund:</i> Capital Grants - CIP Projects-3140	<i>Type Class:</i> General Improvements	<i>End Date:</i>
<i>Element Listing:</i> Comm Svcs & Fac	<i>Area:</i> Within City	<i>Status:</i> New
<i>Classification:</i> Replacement	<i>Manager:</i> Houx, Nathan G	<i>Const. Code:</i> New or Future

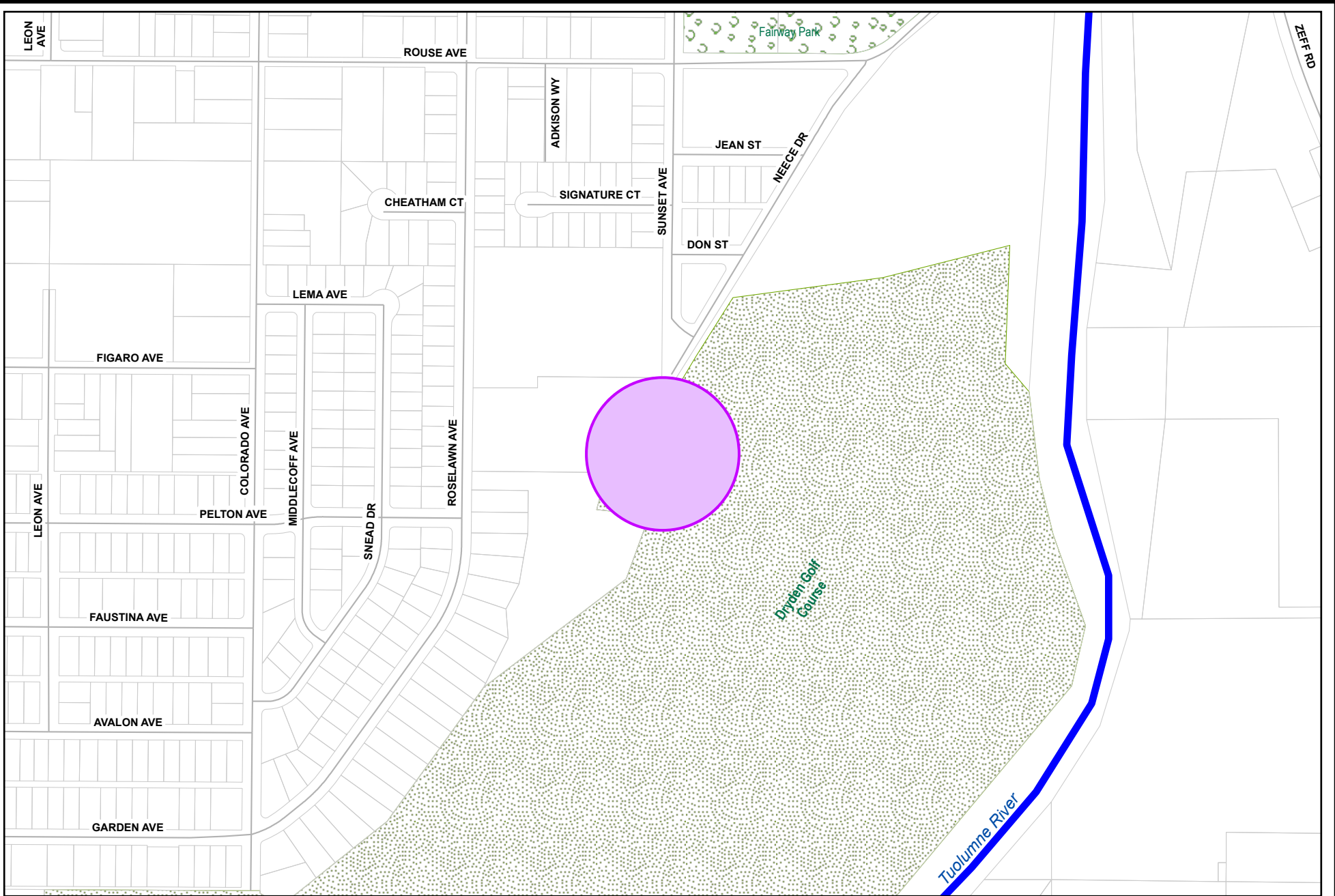
Proj Desc: The Cesar E. Chavez Park Renovation Project will provide a complete renovation of Cesar E. Chavez Park, including the construction of an aquatics facility, skate plaza, building expansion, basketball court, soccer field, restroom, picnic area, landscaping, lighting, security cameras, walking paths and other general park amenities. This project is funded through the Statewide Park Development and Community Revitalization Program - Round 3 grant (Proposition 68).

Proj Stat: Construction began in November 2024 and is expected to be completed by spring 2026.

Revenues	Budget	Actuals+Commit	Available	Prop. Inc./Dec. for 25-26	Bud + Prop. Inc./Decr	Avail. + Prop. Inc./Decr	26-27	27-28	28-29	29-30	Total Budgeted up to 2030
42213 Intergov - State - California State Parks	8,500,000	555,768	7,944,232	0	8,500,000	7,944,232	0	0	0	0	8,500,000
60160 Transfer In From Fund 0160	1,500,000	0	1,500,000	0	1,500,000	1,500,000	0	0	0	0	1,500,000
61390 Transfer In From Fund 1390	5,448,883	0	5,448,883	0	5,448,883	5,448,883	0	0	0	0	5,448,883
63432 Transfer In From Fund 3432	600,000	0	600,000	0	600,000	600,000	0	0	0	0	600,000
Revenue Totals:	16,048,883	555,768	15,493,115	0	16,048,883	15,493,115	0	0	0	0	16,048,883

Expenditures	Budget	Actual+Commit	Available	Prop. Inc./Dec. for 25-26	Budget+Prop. Inc./Dec.	Avail.+Prop. Inc./Dec.	26-27	27-28	28-29	29-30	Total Budgeted up to 2030
CA Construction Admin	51,875	34,266	17,609	0	51,875	17,609	0	0	0	0	51,875
CON Construction	9,519,125	9,519,124	1	0	9,519,125	1	0	0	0	0	9,519,125
CON-ARPA Construction	5,448,883	5,448,883	0	0	5,448,883	0	0	0	0	0	5,448,883
CTGY-CIP Contingency - CIP	0	0	0	0	0	0	0	0	0	0	0
EDA Eng/Design/Admin	1,029,000	972,055	56,945	0	1,029,000	56,945	0	0	0	0	1,029,000
Expenditure Totals:	16,048,883	15,974,329	74,554	0	16,048,883	74,554	0	0	0	0	16,048,883

Fund Balance Required	Budget+Prop. Inc./Dec.	Available+Prop. Inc./Dec.
Capital Grants - CIP Projects-3140	0	-15,418,561



City of Modesto

Project #: 101294
PRN - Dryden Golf Course Clubhouse



Page Number: 283



City of Modesto: 2026-30 Capital Improvement Program

PRN - Dryden Golf Course Clubhouse Renovation

101294

Capital Un-sponsored

<i>Cost Center:</i> 39999	<i>Category:</i> Parks System	<i>Start Date:</i>
<i>Hosting Fund:</i> Golf Fund-4600	<i>Type Class:</i> Golf Enterprise	<i>End Date:</i>
<i>Element Listing:</i> Comm Svcs & Fac	<i>Area:</i> Within City	<i>Status:</i> Active
<i>Classification:</i> Replacement	<i>Manager:</i> Houx, Nathan G	<i>Const. Code:</i> New or Future

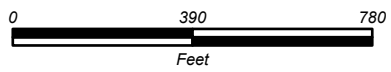
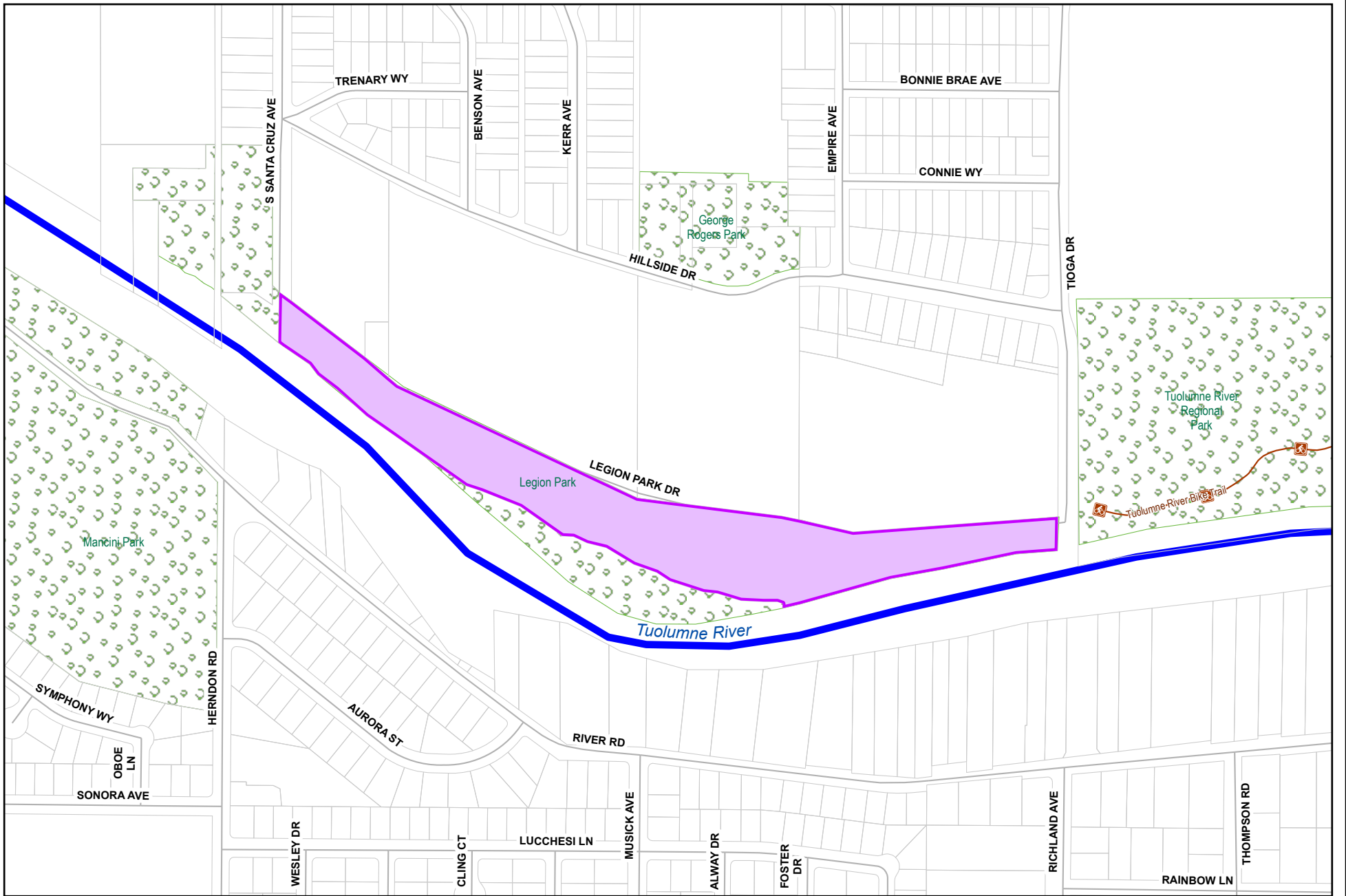
Proj Desc: The Dryden Golf Course Clubhouse Renovation Project will rebuild the clubhouse damaged by a fire in August of 2020.

Proj Stat: The project's design phase began in 2021. Construction is expected to begin in 2025.

Revenues	Budget	Actuals+Commit	Available	Prop. Inc./Dec. for 25-26	Bud + Prop. Incr/Decr	Avail.+ Prop. Incr/Decr	26-27	27-28	28-29	29-30	Total Budgeted up to 2030
47005 Miscellaneous Revenue	0	0	0	0	0	0	0	0	0	0	0
47020 Refunds, Damages, and Cost Recovery	0	0	0	0	0	0	0	0	0	0	0
47021 Legal Settlements	4,620,125	4,620,125	0	0	4,620,125	0	0	0	0	0	4,620,125
61390 Transfer In From Fund 1390	400,000	103,122	296,878	0	400,000	296,878	0	0	0	0	400,000
Revenue Totals:	5,020,125	4,723,247	296,878	0	5,020,125	296,878	0	0	0	0	5,020,125

Expenditures	Budget	Actual+Commit	Available	Prop. Inc./Dec. for 25-26	Budget+Prop. Inc./Dec.	Avail.+Prop. Inc./Dec.	26-27	27-28	28-29	29-30	Total Budgeted up to 2030
CA Construction Admin	287,241	0	287,241	0	287,241	287,241	0	0	0	0	287,241
CON Construction	2,872,413	0	2,872,413	0	2,872,413	2,872,413	0	0	0	0	2,872,413
CTGY-CIP Contingency - CIP	229,793	0	229,793	0	229,793	229,793	0	0	0	0	229,793
EDA Eng/Design/Admin	500,000	273,475	226,525	0	500,000	226,525	0	0	0	0	500,000
EDA-ARPA EC2.31 Eng/Des/Admin	400,000	400,000	0	0	400,000	0	0	0	0	0	400,000
OC Other Cost - CIP	917,178	865,162	52,016	0	917,178	52,016	0	0	0	0	917,178
Expenditure Totals:	5,206,625	1,538,638	3,667,987	0	5,206,625	3,667,987	0	0	0	0	5,206,625

Fund Balance Required	Budget+Prop. Inc./Dec.	Available+Prop. Inc./Dec.
Golf Fund-4600	186,500	3,371,109



City of Modesto

Project #: 101379
PRN - TRRP Gateway Phase 3



City of Modesto: 2026-30 Capital Improvement Program

PRN - TRRP Gateway Phase 3

101379
Capital Un-sponsored

<i>Cost Center:</i> 39999	<i>Category:</i> Parks System	<i>Start Date:</i>
<i>Hosting Fund:</i> JPA - TRRP Special Revenue Fund - CIP-6710	<i>Type Class:</i> Miscellaneous	<i>End Date:</i>
<i>Element Listing:</i> Comm Svcs & Fac	<i>Area:</i> Within City	<i>Status:</i> New
<i>Classification:</i> Improvements	<i>Manager:</i> Houx, Nathan G	<i>Const. Code:</i> New or Future

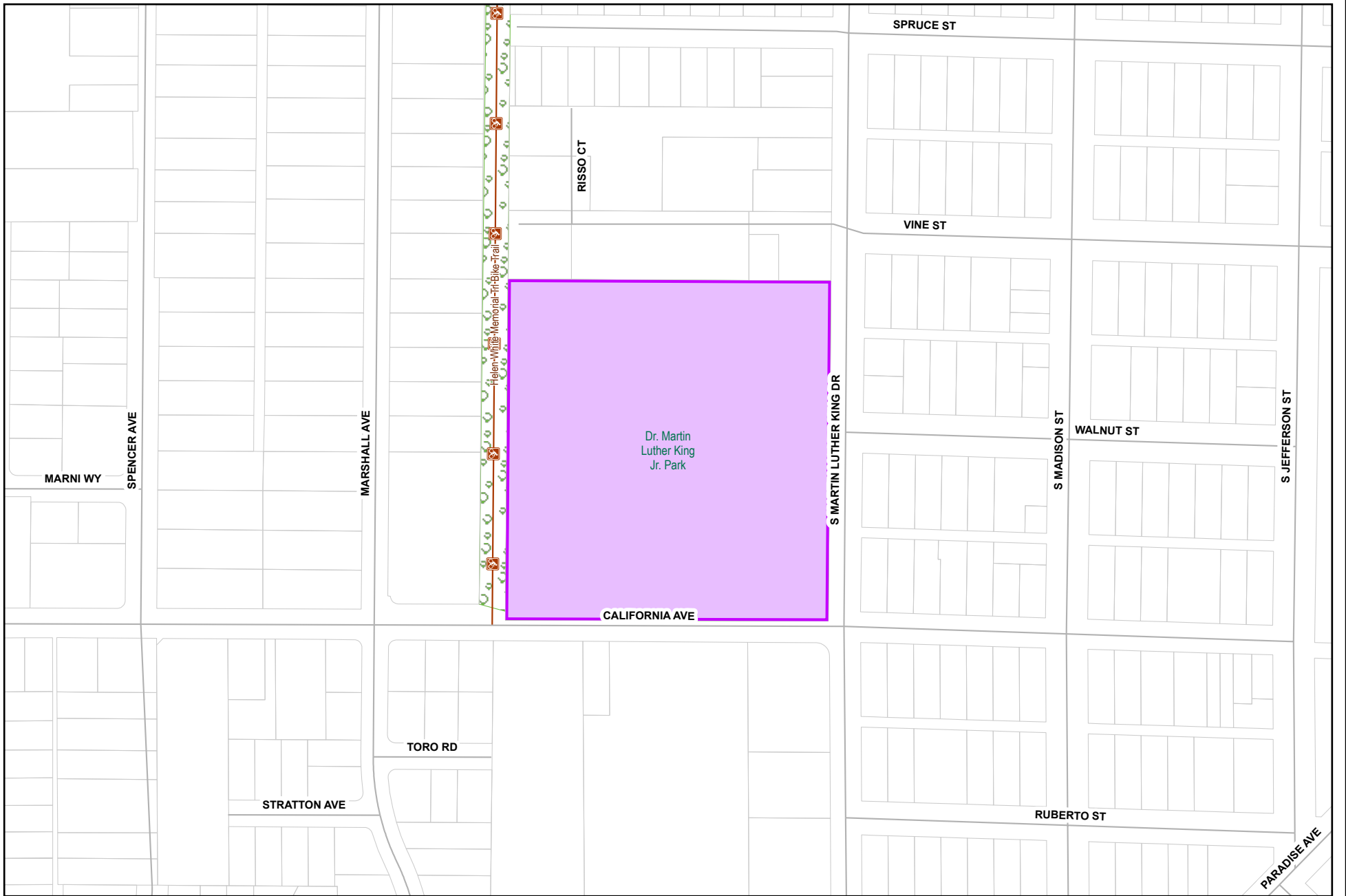
Proj Desc: The TRRP Gateway Phase 3 project will include an outdoor event venue within the Regional park, suitable for hosting events that will attract visitors to the Tuolumne River Regional Park. The project will include an amphitheater, skating rink, farmer's market area, parking lot, native tree plantings, security lights, cameras, and other site furnishings.

Proj Stat: The project is in the preliminary design and fundraising stage.

Revenues	Budget	Actuals+Commit	Available	Prop. Inc./Dec. for 25-26	Bud + Prop. Incr/Decr	Avail.+ Prop. Incr/Decr	26-27	27-28	28-29	29-30	Total Budgeted up to 2030
63432 Transfer In From Fund 3432	150,000	0	150,000	0	150,000	150,000	0	0	0	0	150,000
63460 Transfer In from Fund 3460	0	0	0	0	0	0	0	0	0	0	0
Revenue Totals:	150,000	0	150,000	0	150,000	150,000	0	0	0	0	150,000

Expenditures	Budget	Actual+Commit	Available	Prop. Inc./Dec. for 25-26	Budget+Prop. Incr/Dec.	Avail.+Prop. Incr/Dec.	26-27	27-28	28-29	29-30	Total Budgeted up to 2030
EDA Eng/Design/Admin	150,000	0	150,000	0	150,000	150,000	0	0	0	0	150,000
Expenditure Totals:	150,000	0	150,000	0	150,000	150,000	0	0	0	0	150,000

Fund Balance Required	Budget+Prop. Incr/Dec.	Available+Prop. Incr/Dec.
JPA - TRRP Special Revenue Fund - CIP-6710	0	0

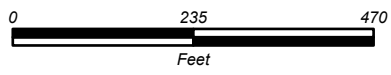


City of Modesto

Project #: 101382
 Dr MLK Jr Park Renovation



Page Number: 305



City of Modesto: 2026-30 Capital Improvement Program

PRN - Dr MLK Jr Park Renovation

101382

Capital Un-sponsored

<i>Cost Center:</i> 39999	<i>Category:</i> Parks System	<i>Start Date:</i>
<i>Hosting Fund:</i> Capital Grants - CIP Projects-3140	<i>Type Class:</i> Infrastructure Preservation	<i>End Date:</i>
<i>Element Listing:</i> Comm Svcs & Fac	<i>Area:</i> Within City	<i>Status:</i> New
<i>Classification:</i> Improvements	<i>Manager:</i> Houx, Nathan G	<i>Const. Code:</i> New or Future

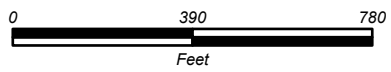
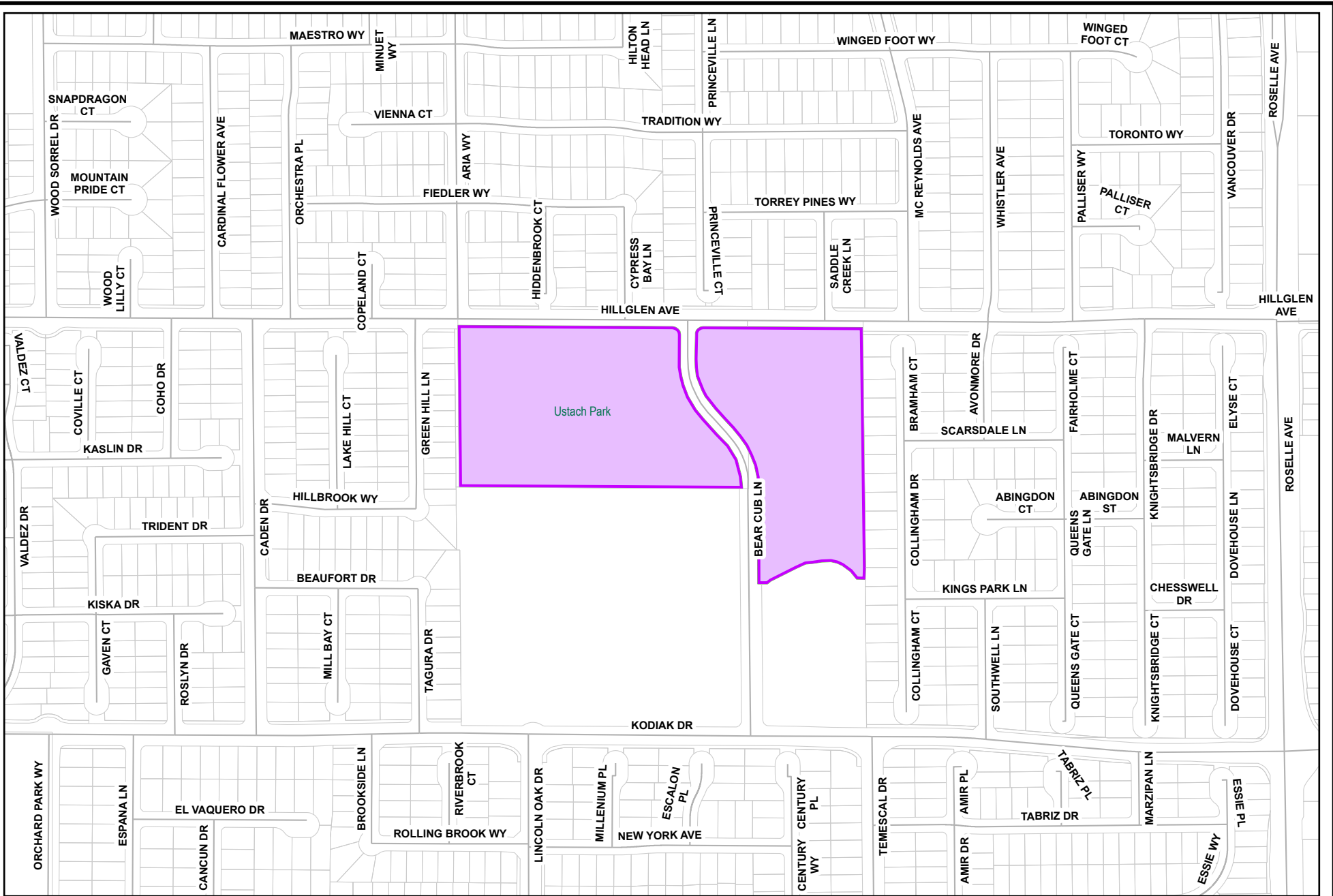
Proj Desc: This project will provide a complete renovation to the Dr. Martin Luther King Jr Park (Formerly Mellis Park) through grant funding and HUD contributions.

Proj Stat: This project is in the design stage. Project construction is expected to start in 2025.

Revenues	Budget	Actuals+Commit	Available	Prop. Inc./Dec. for 25-26	Bud + Prop. Incr/Decr	Avail.+ Prop. Incr/Decr	26-27	27-28	28-29	29-30	Total Budgeted up to 2030
42213 Intergov - State - California State Parks	8,500,000	11,534	8,488,466	0	8,500,000	8,488,466	0	0	0	0	8,500,000
61130 Transfer In from Fund 1130	350,000	350,000	0	0	350,000	0	0	0	0	0	350,000
61390 Transfer In From Fund 1390	0	0	0	0	0	0	0	0	0	0	0
Revenue Totals:	8,850,000	361,534	8,488,466	0	8,850,000	8,488,466	0	0	0	0	8,850,000

Expenditures	Budget	Actual+Commit	Available	Prop. Inc./Dec. for 25-26	Budget+Prop. Inc./Dec.	Avail.+Prop. Inc./Dec.	26-27	27-28	28-29	29-30	Total Budgeted up to 2030
CA Construction Admin	524,000	14,830	509,170	0	524,000	509,170	0	0	0	0	524,000
CON Construction	6,552,000	0	6,552,000	0	6,552,000	6,552,000	0	0	0	0	6,552,000
CON-ARPA Construction	0	0	0	0	0	0	0	0	0	0	0
CTGY-CIP Contingency - CIP	524,000	0	524,000	0	524,000	524,000	0	0	0	0	524,000
EDA Eng/Design/Admin	900,000	473,834	426,166	0	900,000	426,166	0	0	0	0	900,000
EDA- CDBG 1504 Eng/Design/Admin	350,000	350,000	0	0	350,000	0	0	0	0	0	350,000
Expenditure Totals:	8,850,000	838,664	8,011,336	0	8,850,000	8,011,336	0	0	0	0	8,850,000

Fund Balance Required	Budget+Prop. Inc./Dec.	Available+Prop. Inc./Dec.
Capital Grants - CIP Projects-3140	0	-477,130



City of Modesto

Project #: 101398
 PRN - Ustach Park Renovation



City of Modesto: 2026-30 Capital Improvement Program

PRN - Ustach Park Renovation

101398
Capital Un-sponsored

<i>Cost Center:</i> 39999	<i>Category:</i> Parks System	<i>Start Date:</i>
<i>Hosting Fund:</i> Village One CFD Fund-3200	<i>Type Class:</i> CFD Parks	<i>End Date:</i>
<i>Element Listing:</i> Env Rsrcs & Opn Spcs	<i>Area:</i> Village One	<i>Status:</i> New
<i>Classification:</i> Replacement	<i>Manager:</i> Houx, Nathan G	<i>Const. Code:</i> Under Construction

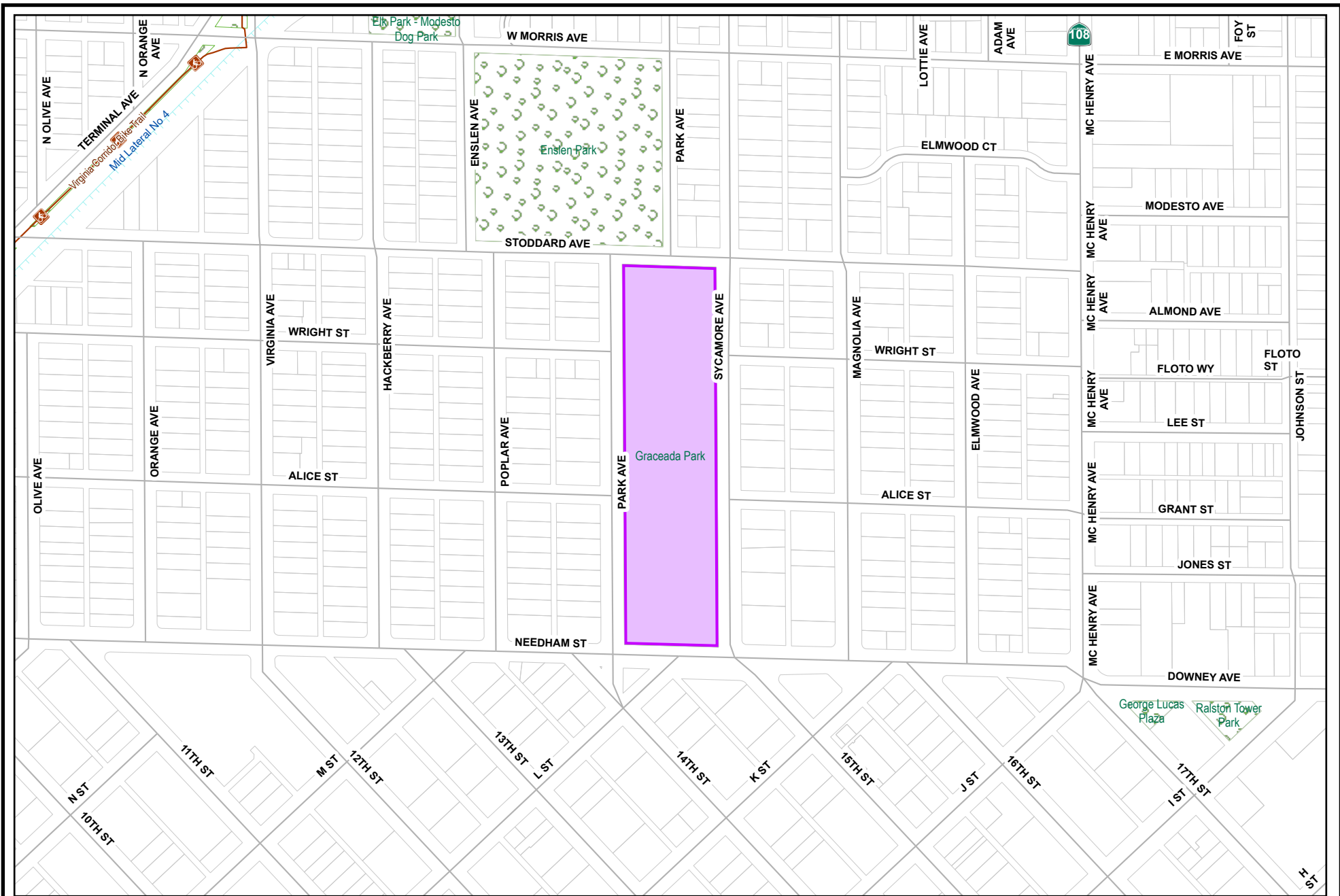
Proj Desc: Project will consist of a complete renovation of Ustach Neighborhood Park including replacement of the picnic area concrete, basketball court and improvements at the existing playground area. In addition to some miscellaneous improvements needed throughout the park. The entire project expenses will be split 50/50 between Fund 3200 and 3290.

Proj Stat: Design will begin in FY 2025/26.

Revenues	Budget	Actuals+Commit	Available	Prop. Inc./Dec. for 25-26	Bud + Prop. Incr/Decr	Avail.+ Prop. Incr/Decr	26-27	27-28	28-29	29-30	Total Budgeted up to 2030
63290 Transfer In from Fund 3290	29,000	0	29,000	0	29,000	29,000	0	0	0	0	29,000
Revenue Totals:	29,000	0	29,000	0	29,000	29,000	0	0	0	0	29,000

Expenditures	Budget	Actual+Commit	Available	Prop. Inc./Dec. for 25-26	Budget+Prop. Inc./Dec.	Avail.+Prop. Inc./Dec.	26-27	27-28	28-29	29-30	Total Budgeted up to 2030
EDA Eng/Design/Admin	58,000	0	58,000	0	58,000	58,000	0	0	0	0	58,000
Expenditure Totals:	58,000	0	58,000	0	58,000	58,000	0	0	0	0	58,000

Fund Balance Required	Budget+Prop. Inc./Dec.	Available+Prop. Inc./Dec.
Village One CFD Fund-3200	29,000	29,000



City of Modesto

Project #: 101428
 PRN - Graceada Park Fence



City of Modesto: 2026-30 Capital Improvement Program

PRN - Graceada Park Fence (Suspended)

101428

Capital Un-sponsored

<i>Cost Center:</i> 39999	<i>Category:</i> Parks System	<i>Start Date:</i>
<i>Hosting Fund:</i> American Rescue Grants Fund-1390	<i>Type Class:</i> Upgrade Replacement	<i>End Date:</i>
<i>Element Listing:</i> Env Rsrcs & Opn Spcs	<i>Area:</i> Within City	<i>Status:</i> New
<i>Classification:</i> Replacement	<i>Manager:</i> Houx, Nathan G	<i>Const. Code:</i> New or Future

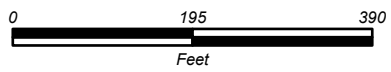
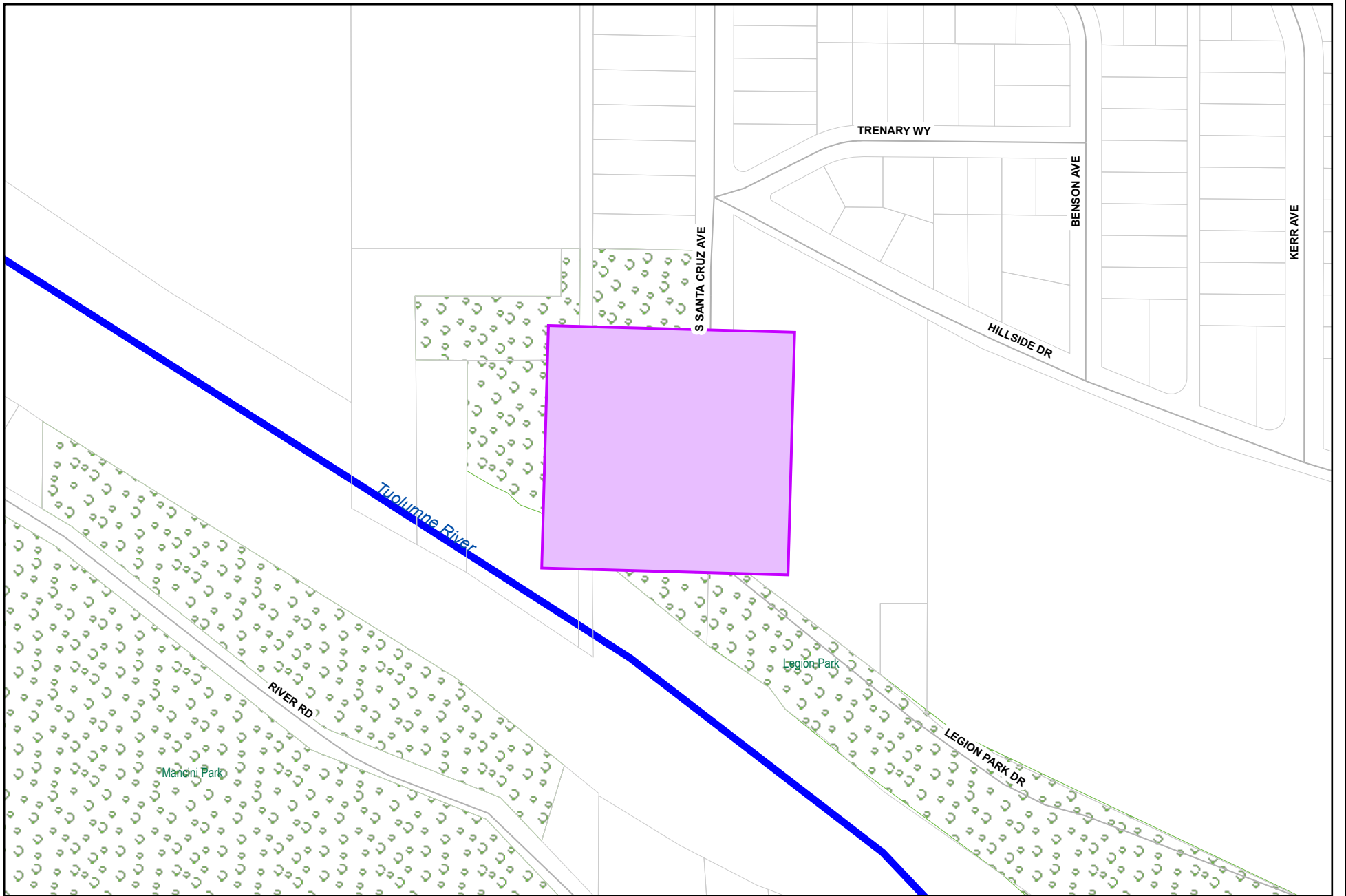
Proj Desc: This project will construct a new fence around the pool including new entry gates to address safety issues due to the deteriorating fencing.

Proj Stat: Construction is complete.

Revenues	Budget	Actuals+Commit	Available	Prop. Inc./Dec. for 25-26	Bud + Prop. Incr/Decr	Avail.+ Prop. Incr/Decr	26-27	27-28	28-29	29-30	Total Budgeted up to 2030
42022 Intergov - Federal - American Rescue Plan Act (ARPA)	100,028	100,028	0	0	100,028	0	0	0	0	0	100,028
60100 Transfer In from Fund 0100	74,900	55,850	19,050	0	74,900	19,050	0	0	0	0	74,900
63130 Transfer In from Fund 3130	39,407	39,407	0	0	39,407	0	0	0	0	0	39,407
Revenue Totals:	214,335	195,285	19,050	0	214,335	19,050	0	0	0	0	243,335

Expenditures	Budget	Actual+Commit	Available	Prop. Inc./Dec. for 25-26	Budget+Prop. Inc./Dec.	Avail.+Prop. Inc./Dec.	26-27	27-28	28-29	29-30	Total Budgeted up to 2030
CA CA	15,272	18,729	-3,457	0	15,272	-3,457	0	0	0	0	15,272
CON Construction	152,719	150,063	2,656	0	152,719	2,656	0	0	0	0	152,719
CTGY CTGY	30,544	14,844	15,700	0	30,544	15,700	0	0	0	0	30,544
EDA Eng/Design/Admin	15,800	13,719	2,081	0	15,800	2,081	0	0	0	0	15,800
Expenditure Totals:	214,335	197,355	16,980	0	214,335	16,980	0	0	0	0	214,335

Fund Balance Required	Budget+Prop. Inc./Dec.	Available+Prop. Inc./Dec.
American Rescue Grants Fund-1390	0	-2,070



City of Modesto

Project #: 101432
PRN - TRRP Legion Outdoor Improvements



Page Number: 315



City of Modesto: 2026-30 Capital Improvement Program

PRN - TRRP B - Picnic and Restroom EC 2.22

101432

Capital Un-sponsored

<i>Cost Center:</i> 89999	<i>Category:</i> Parks System	<i>Start Date:</i>
<i>Hosting Fund:</i> TRRP - Special Revenue Fund-6720	<i>Type Class:</i> Upgrade Replacement	<i>End Date:</i>
<i>Element Listing:</i> Env Rsrscs & Opn Spcs	<i>Area:</i> Within City	<i>Status:</i> New
<i>Classification:</i> Replacement	<i>Manager:</i> Houx, Nathan G	<i>Const. Code:</i> New or Future

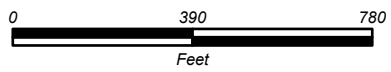
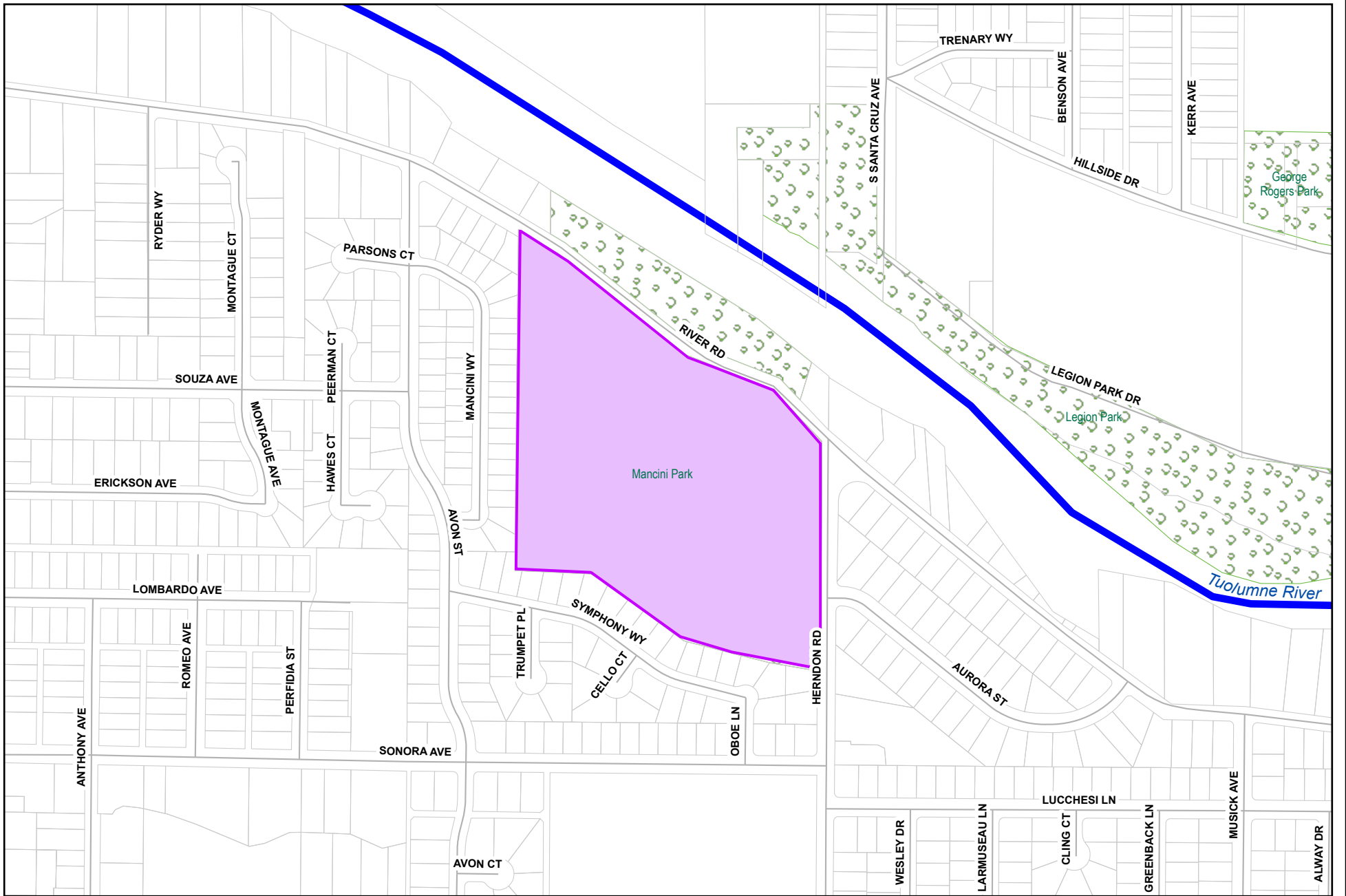
Proj Desc: ARPA Funded project.

Proj Stat: Construction is expected in 2025.

Revenues	Budget	Actuals+Commit	Available	Prop. Inc./Dec. for 25-26	Bud + Prop. Incr/Decr	Avail.+ Prop. Incr/Decr	26-27	27-28	28-29	29-30	Total Budgeted up to 2030
42022 Intergov - Federal - American Rescue Plan Act (ARPA)	350,000	2,832	347,168	0	350,000	347,168	0	0	0	0	350,000
Revenue Totals:	350,000	2,832	347,168	0	350,000	347,168	0	0	0	0	350,000

Expenditures	Budget	Actual+Commit	Available	Prop. Inc./Dec. for 25-26	Budget+Prop. Inc./Dec.	Avail.+Prop. Inc./Dec.	26-27	27-28	28-29	29-30	Total Budgeted up to 2030
CON Construction	344,670	344,669	1	0	344,670	1	0	0	0	0	344,670
EDA Eng/Design/Admin	5,330	5,503	-173	0	5,330	-173	0	0	0	0	5,330
Expenditure Totals:	350,000	350,172	-172	0	350,000	-172	0	0	0	0	350,000

Fund Balance Required	Budget+Prop. Inc./Dec.	Available+Prop. Inc./Dec.
TRRP - Special Revenue Fund-6720	0	-347,341



City of Modesto

Project #: 101477
 PRN - Mancini Park Playground



Page Number: 320



City of Modesto: 2026-30 Capital Improvement Program

PRN - Mancini Park Playground

101477

Capital Un-sponsored

<i>Cost Center:</i> 89999	<i>Category:</i> Parks System	<i>Start Date:</i>
<i>Hosting Fund:</i> JPA - TRRP Special Revenue Fund - CIP-6710	<i>Type Class:</i> Upgrade Replacement	<i>End Date:</i>
<i>Element Listing:</i> Env Rsrcs & Opn Spcs	<i>Area:</i> Within City	<i>Status:</i> New
<i>Classification:</i> Improvements	<i>Manager:</i> Houx, Nathan G	<i>Const. Code:</i> New or Future

Proj Desc: New playground equipment for Mancini Park.

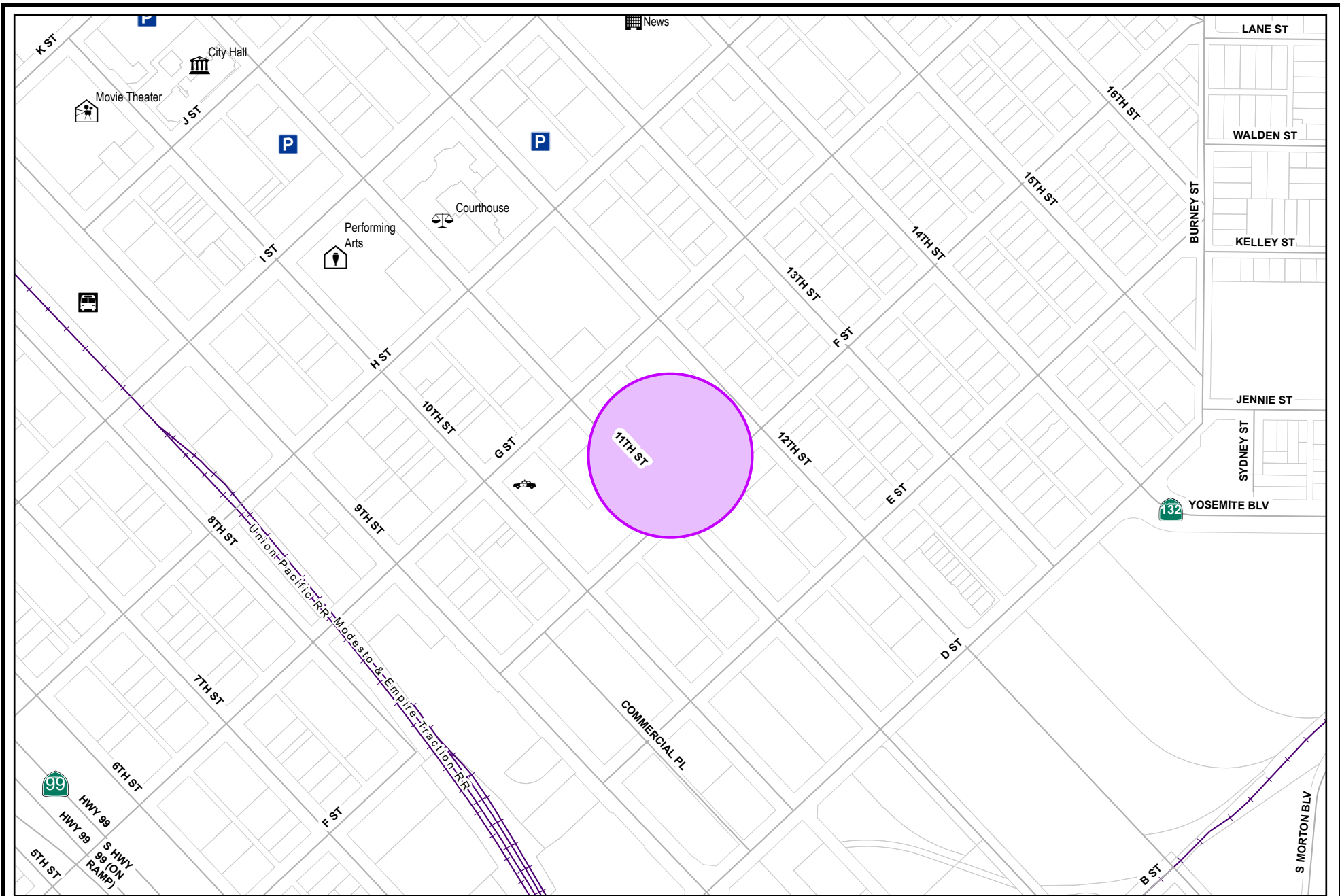
Proj Stat: This project is in the design phase and construction is expeted to begin in 2025.

Revenues	Budget	Actuals+Commit	Available	Prop. Inc./Dec. for 25-26	Bud + Prop. Incr/Decr	Avail.+ Prop. Incr/Decr	26-27	27-28	28-29	29-30	Total Budgeted up to 2030
47020 Refunds, Damages, and Cost Recovery	450,000	450,000	0	0	450,000	0	0	0	0	0	450,000
Revenue Totals:	450,000	450,000	0	0	450,000	0	0	0	0	0	450,000

Expenditures	Budget	Actual+Commit	Available	Prop. Inc./Dec. for 25-26	Budget+Prop. Inc./Dec.	Avail.+Prop. Inc./Dec.	26-27	27-28	28-29	29-30	Total Budgeted up to 2030
CA Construction Admin	18,000	0	18,000	0	18,000	18,000	0	0	0	0	18,000
CON Construction	370,000	0	370,000	0	370,000	370,000	0	0	0	0	370,000
CTGY-CIP Contingency - CIP	20,000	0	20,000	0	20,000	20,000	0	0	0	0	20,000
EDA Eng/Design/Admin	42,000	39,965	2,035	0	42,000	2,035	0	0	0	0	42,000
Expenditure Totals:	450,000	39,965	410,035	0	450,000	410,035	0	0	0	0	450,000

Fund Balance Required	Budget+Prop. Inc./Dec.	Available+Prop. Inc./Dec.
JPA - TRRP Special Revenue Fund - CIP-6710	0	410,035

Public Safety



City of Modesto

Project #: 101065
 MFD - Station 1 Roof Replacement and



Page Number: 179



City of Modesto: 2026-30 Capital Improvement Program

MFD - Station 1 Roof Replacement and Repainting (Non-Capital)

101065

Capital Un-sponsored

<i>Cost Center:</i> s-18999	<i>Category:</i> Fire	<i>Start Date:</i>
<i>Hosting Fund:</i> Special Fund for Capital Outlay-3120	<i>Type Class:</i> Fire Department	<i>End Date:</i>
<i>Element Listing:</i> Public Safety	<i>Area:</i> Within City	<i>Status:</i> New
<i>Classification:</i> Replacement	<i>Manager:</i> Ernst, Alan Edward	<i>Const. Code:</i> New or Future

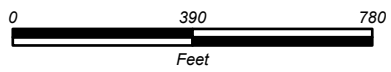
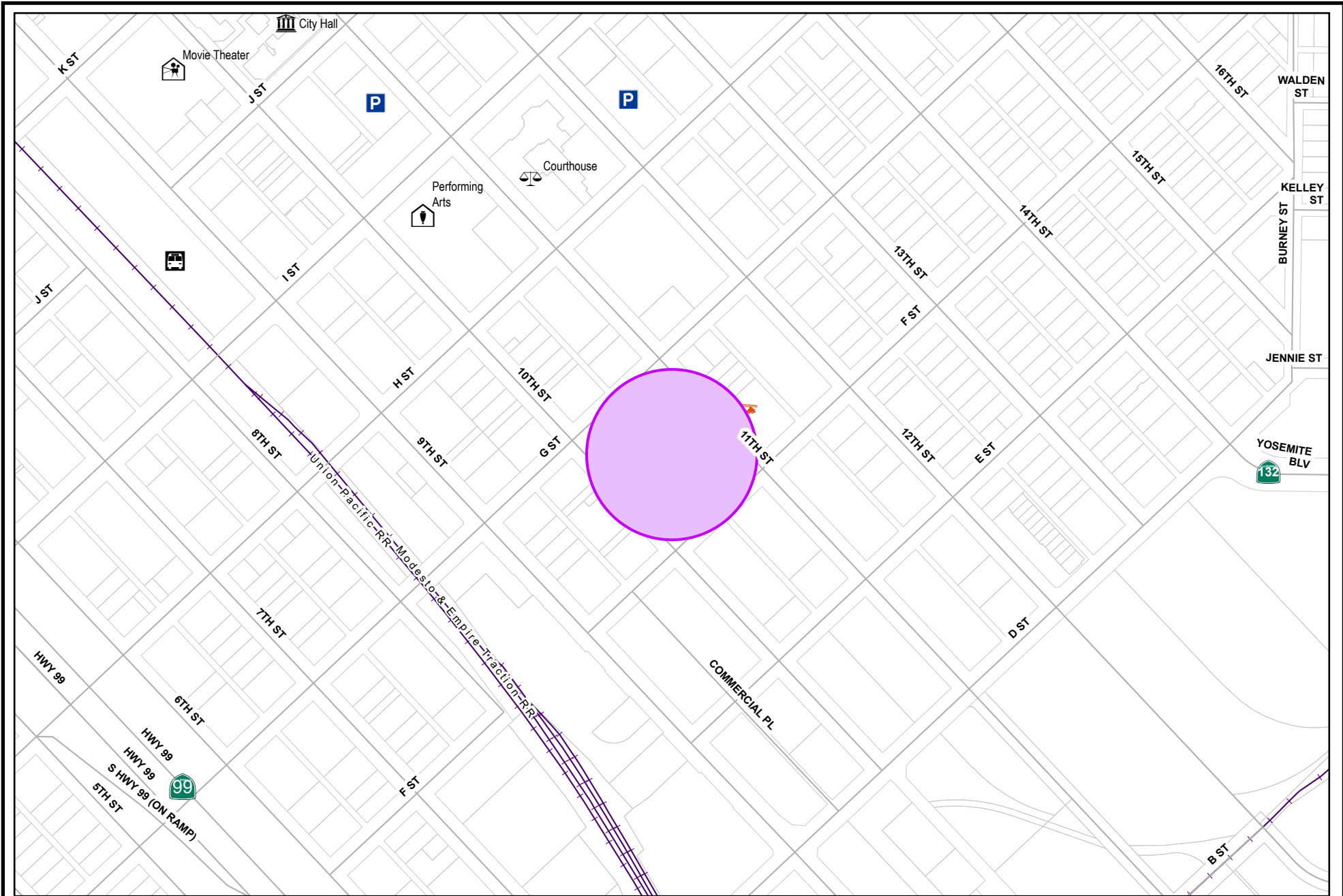
Proj Desc: Station 1, located at 610 11th Street, has a roof that is in need of immediate replacement. Several layers of roofing material have deteriorated over the years due to water damage causing leaks in multiple locations which has in-turn caused damage to the ceiling and flooring in areas. The exterior of the building is in need of new paint, with the old paint needing to be removed/abated.

Proj Stat: Project has been halted pending future plans for Fire Station 1.

Revenues	Budget	Actuals+Commit	Available	Prop. Inc./Dec. for 25-26	Bud + Prop. Incr/Decr	Avail.+ Prop. Incr/Decr	26-27	27-28	28-29	29-30	Total Budgeted up to 2030
60100 Transfer In from Fund 0100	337,850	337,850	0	0	337,850	0	0	0	0	0	337,850
Revenue Totals:	337,850	337,850	0	0	337,850	0	0	0	0	0	337,850

Expenditures	Budget	Actual+Commit	Available	Prop. Inc./Dec. for 25-26	Budget+Prop. Inc./Dec.	Avail.+Prop. Inc./Dec.	26-27	27-28	28-29	29-30	Total Budgeted up to 2030
Appr Unit D Transfers Out	236,500	236,500	0	0	236,500	0	0	0	0	0	236,500
CA Construction Admin	25,000	169	24,831	0	25,000	24,831	0	0	0	0	25,000
CON Construction	13,500	1,552	11,949	0	13,500	11,949	0	0	0	0	13,500
CTGY-CIP Contingency - CIP	25,000	0	25,000	0	25,000	25,000	0	0	0	0	25,000
EDA Eng/Design/Admin	37,850	33,727	4,123	0	37,850	4,123	0	0	0	0	37,850
Expenditure Totals:	337,850	271,948	65,902	0	337,850	65,902	0	0	0	0	337,850

Fund Balance Required	Budget+Prop. Inc./Dec.	Available+Prop. Inc./Dec.
Special Fund for Capital Outlay-3120	0	65,902



City of Modesto

Project #: 101448
 MPD - Real Time Crime Center Construction



City of Modesto: 2026-30 Capital Improvement Program

MPD - Real Time Crime Center Construction

101448

Capital Un-sponsored

<i>Cost Center:</i> 19999	<i>Category:</i> Police	<i>Start Date:</i>
<i>Hosting Fund:</i> American Rescue Grants Fund-1390	<i>Type Class:</i> Police	<i>End Date:</i>
<i>Element Listing:</i> Public Safety	<i>Area:</i> Within City	<i>Status:</i> New
<i>Classification:</i> Improvements	<i>Manager:</i> Gillespie, Brandon Ira	<i>Const. Code:</i> New or Future

Proj Desc: The project will help with construction costs for the reconfiguration and setup of the new Real Time Crime Center at the Police Department for its intergration and use with 911 Dispatch Services. This project was approved as part of the City's Second Allocation of ARPA Funds.

Proj Stat:

Revenues	Budget	Actuals+Commit	Available	Prop. Inc./Dec. for 25-26	Bud + Prop. Incr/Decr	Avail.+ Prop. Incr/Decr	26-27	27-28	28-29	29-30	Total Budgeted up to 2030
42022 Intergov - Federal - American Rescue Plan Act (ARPA)	63,116	63,116	0	0	63,116	0	0	0	0	0	63,116
60100 Transfer In from Fund 0100	0	0	0	0	0	0	0	0	0	0	0
61342 Transfer In from Fund 1342	50,000	0	50,000	0	50,000	50,000	0	0	0	0	50,000
Revenue Totals:	113,116	63,116	50,000	0	113,116	50,000	0	0	0	0	563,116

Expenditures	Budget	Actual+Commit	Available	Prop. Inc./Dec. for 25-26	Budget+Prop. Inc./Dec.	Avail.+Prop. Inc./Dec.	26-27	27-28	28-29	29-30	Total Budgeted up to 2030
CON Construction	0	0	0	0	0	0	0	0	0	0	0
EDA Eng/Design/Admin	63,116	63,116	0	0	63,116	0	0	0	0	0	63,116
Expenditure Totals:	63,116	63,116	0	0	63,116	0	0	0	0	0	63,116

Fund Balance Required	Budget+Prop. Inc./Dec.	Available+Prop. Inc./Dec.
American Rescue Grants Fund-1390	-50,000	-50,000

TRANSPORTATION FACILITIES

SYSTEM OVERVIEW

The Transportation Facilities portion of the CIP provides projects that maintain, upgrade and expand the City's system of streets, bridges, traffic control devices, street lighting and sidewalks.

The City currently maintains 634 center lane miles of streets consisting of 121 million square feet of pavement surface area. The replacement cost for the City's streets is estimated at \$979 million in today's dollars. The City is also responsible for 22 bridge structures (14 of which are canal crossings), three pedestrian crossings of waterways, and three pedestrian crossings over streets. In addition, the City also maintains the bridge decks and pavement markings on another 13 structures that cross State Route 99 in the City's jurisdiction.



Recently Constructed Paradise and Chicago Roundabout

Design, construction, maintenance, and rehabilitation of traffic signals, roundabouts, signs, and pavement markings are also City responsibilities. The City maintains 220 traffic signals, 12,387 streetlights, 43 flashing beacons, 21 lighted crosswalks, 80 school flashing beacons, 7 warning beacons, 21 crosswalk beacons, 12 communication hubs, 30 roundabouts and 29,673 traffic signs. The signals Modesto maintains include 160 in Modesto, 52 for Stanislaus County, and 8 for Riverbank.

Developers typically construct new residential and collector streets. The right-of-way and roadway improvements are accepted by the City once construction is complete. Major streets with right-of-way requirements greater than 80' total width are the shared responsibility of the fronting landowner and the City, with the property owner responsible for the first 40' of right-of-way

improvements and the City responsible for the remainder. The City share is normally funded through Capital Facilities Fees (CFF). Expressway improvements are funded by CFF funds, and the property owner is reimbursed for any right-of-way needed for an expressway.



MEASURE L

In November of 2016, Stanislaus County voters approved Measure L, a county-wide, 0.5% sales tax for transportation purposes. The tax went into effect in April of 2017 and is estimated to generate \$960M over its 25-year life span. The City of Modesto receives approximately \$14M per year for street maintenance and local projects. The Measure also includes \$269M for regional projects such as SR-132, North County Corridor, the SR-99/Briggsmore Ave. Interchange and the SR-99/Standiford Interchange.

UTILIZATION OF REGIONAL MEASURE L FUNDS

In May of 2017, utilizing CFF and regional Measure L funds, the City began the design and right of way acquisition phases of the State Route 132 West Freeway/Expressway Phase 1 project. Design was completed and construction began in December, 2019. This project is nearly four miles in length and will include the construction of a two-lane (one lane in each direction) facility connecting Needham Street to Dakota Avenue. It includes four bridge crossings at SR-99, Emerald Ave., Carpenter Rd and Rosemore Ave.



The project is funded with a complex matrix of funding sources including a \$21M Trade Corridor Enhancement grant from the State SB-1 program, a \$9M TIGER grant from the USDOT, \$43M of Regional Measure L funds, \$40M of State Transportation Improvement Program (STIP) funds and other state, federal and local funds. Construction is anticipated to be complete in 2022.

In FY 2023/24, the City initiated the formal efforts to analyze the future improvements for the SR99/Briggsmore and SR99/Standiford Interchange projects. These studies will use Regional Measure L funds coupled with federal and local funds to plan for the ultimate improvements to these critical infrastructure projects. Construction is still several years away.

TRANSPORTATION ENGINEERING DESIGN

Transportation dollars are used and managed across various divisions and departments within the City. Current needs have been identified that greatly exceed available funding, thus a comprehensive plan is needed to provide a look ahead to see how to maximize use of available transportation funding. In FY19/20, a **5-Year Measure L Plan** was prepared to identify, evaluate and prioritize the City's Measure L local funded projects for Fiscal Year 2019-20 through 2023-24. In general, the plan describes and prioritizes various Measure L-funded Capital Improvement Projects and Programs to best ensure the City maintains a safe and reliable transportation system. The next 5-Year Measure L Plan is currently being developed and is expected to be approved this year.

Several projects were completed in FY24/25, including:

The Paradise Road Area Pedestrian and Bicycle Safety Improvements was completed in 2024. This project included a street right sizing on Paradise Road, installation of sidewalks to fill gaps, installation of Class II bicycle lanes pedestrian crossing with mid-block refuge islands and curb extensions, roundabouts, medians and speed tables for traffic calming and the installation of flashing beacons for pedestrian crossings.

The Pelandale Avenue Phase II was completed in 2024. This project completed the build out of Sisk Road south of Pelandale Avenue, installation of new storm drain systems, modify existing Caltrans drainage basin, install new City Drainage improvements, acquisition of ultimate Right-of-Way from the Carl's Jr. property, and installation of ADA sidewalk/curb ramps to complete the interchange project.

A **five-year Transportation Plan** was prepared in FY19/20 to identify, evaluate and prioritize the City of Modesto's transportation-related operations and maintenance programs, and capital improvement projects and programs, and present one comprehensive plan that covers all modes of travel and available transportation funding. The plan was developed in collaboration with the Transportation

Engineering & Design (TED) Division of the Community and Economic Development Department; the Traffic Operations Division, Streets Division, and Transit Division of the Public Works Department; and the Finance Department. An update to the five year plan is also planned for during FY 25/26.

Looking forward to FY25/26, TED anticipates completion of:

- Construction of **Scenic Drive Pavement Rehabilitation Phase II Project**
- Construction of **Neighborhood Traffic Calming Project**
- Construction of **Dry Creek Trail Phase II**
- Construction of **Neighborhood ADA Improvement Program II**
- Construction of **Orangeburg Avenue Pavement Rehabilitation Project Phase II**
- Construction of **Kansas Avenue Pavement Rehabilitation Project**

TRAFFIC ENGINEERING

Funding for Transportation Facilities CIP projects comes primarily from gas tax revenues, Capital Facilities Fees (CFF), Measure L funds, assessment districts, and State and Federal Highway Administration grants, which are usually administered by State agencies.

The Traffic Engineering division is involved in several areas of improvement such as construction of new traffic signals and roundabouts, modifications of existing signals, expansion of the ATMS/CCTV system, traffic signal coordination, improvement of existing street lighting, restriping various corridors, traffic improvements, and intersection upgrades.

Staff will continue to apply for Federal Congestion Mitigation and Air Quality (CMAQ), Highway Safety Improvement Program (HSIP), and Safe Streets for All (SS4A) grants for various transportation facilities improvement and roadway safety projects.

MAJOR ACCOMPLISHMENTS IN Fiscal Year 2024/2025

- Received CMAQ grants focused on Intelligent Transportation System Upgrades totaling more than \$3 million.
- Converted over 60 High Voltage Circuit Lights to low voltage LED



- Installed 32 vehicle detection cameras for 8 intersections within the City – New detection cameras that not only identify traffic vehicles, but also pedestrians and bicyclists
- Upgraded 3 traffic signals: Blue Gum and Carpenter, 17th and I Street, 12th and G Street.
- Installed City’s first High Intensity Activated Crosswalk (HAWK) systems at Downtown’s farmers market 16th Street at I and H.
- Established Bluetooth Travel Time Data.

HIGHLIGHTS FOR Fiscal Year 2025/2026

- Complete Safe Streets and Roads for All action plan and secure grant funding
- Upgrade signal indications with retroreflective backplates
- Upgrade permissive-left turns to flashing yellow arrow
- Upgrade crosswalks with rectangular rapid flashing beacons and raised crosswalks
- Upgrade and remodel of Advanced Traffic Management System operation room
- Establish signal communications with more traffic signals.
- Secure grant funding identified in the “Modesto Traffic Signal System Master Plan” to fund ITS element projects identified in the Traffic Master Plan
- Secure grant funding identified in the “Systemic Safety Analysis Report” to fund HSIP projects to improve roadway safety
- Configure new signal performance software – Software measuring signal performance and data analytics to improve safety, mobility, and efficiency of signalized intersections
- Complete construction of fiber optic cable installation for improved system communication for G and H Street
- Complete design of 4 traffic projects and have in construction
- Establish maintenance plans for traffic signs and pavement markings

CITY MAINTENANCE PROJECTS

HIGH VOLTAGE CIRCUIT:

The City currently has a total of 12,387 street lights, of which 539 were high voltage street lights. The high voltage street lights made up 4.5 percent of the street lights within Modesto. Construction for converting the lights began on April 1, 2019 and the City has converted all high voltage street lights as of April 2025.



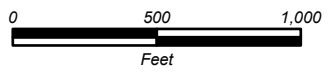
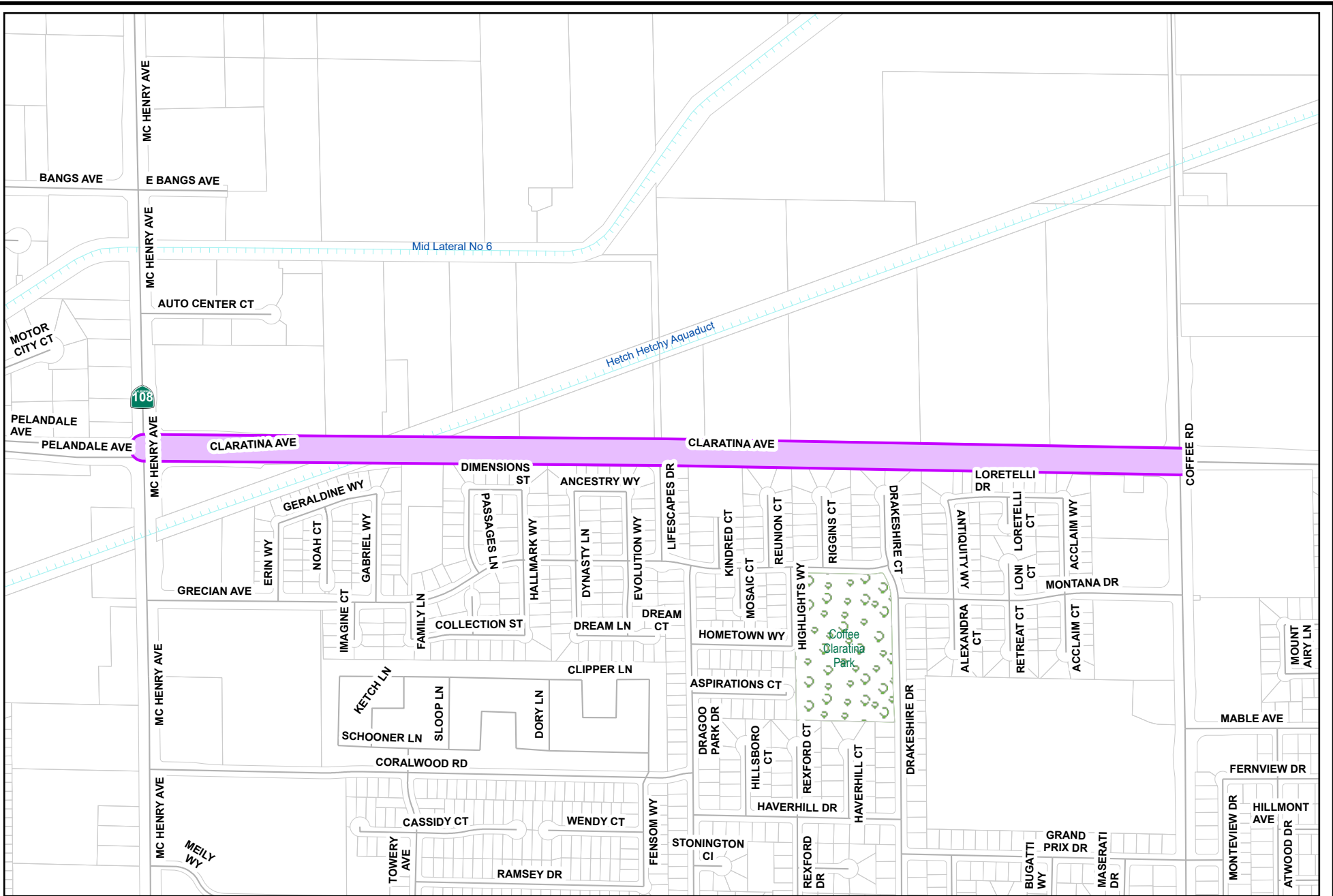
POLICY ISSUES

A major policy issue continues to be how to reverse the trend towards more deferred maintenance of streets. Staff is looking for ways to make street maintenance dollars go as far as possible.

Based on recent construction estimates and maintenance efforts, the cost of bringing all pavement to good condition would be approximately \$583 million dollars. The available funding for the street maintenance program is only a fraction of what is needed to prevent our valuable street infrastructure from further deterioration.

Another policy issue is ensuring that street infrastructure is in place when needed. Roadway infrastructure improvements are costly. Currently, the city collects fees incrementally, just before occupancy. This places the City in a “catch-up” mode. Without some means of financing these improvements earlier in the process, the City is destined to stay behind in this area and roadway improvements will not be funded until after they are needed.

Right-of-way preservation and vehicular access management are two major policy issues facing transportation infrastructure and traffic operations in the City. The capacity of our current transportation infrastructure and General Plan depends upon right-of-way and vehicular access management control policies that are consistently applied to all new development proposals.



City of Modesto

Project #: 100051
 CED - Claratina: McHenry to Coffee (4 Lanes)



Page Number: 3



City of Modesto: 2026-30 Capital Improvement Program

CED - Claratina: McHenry to Coffee (4 Lanes & Intersection Improvements)

100051

Capital Un-sponsored

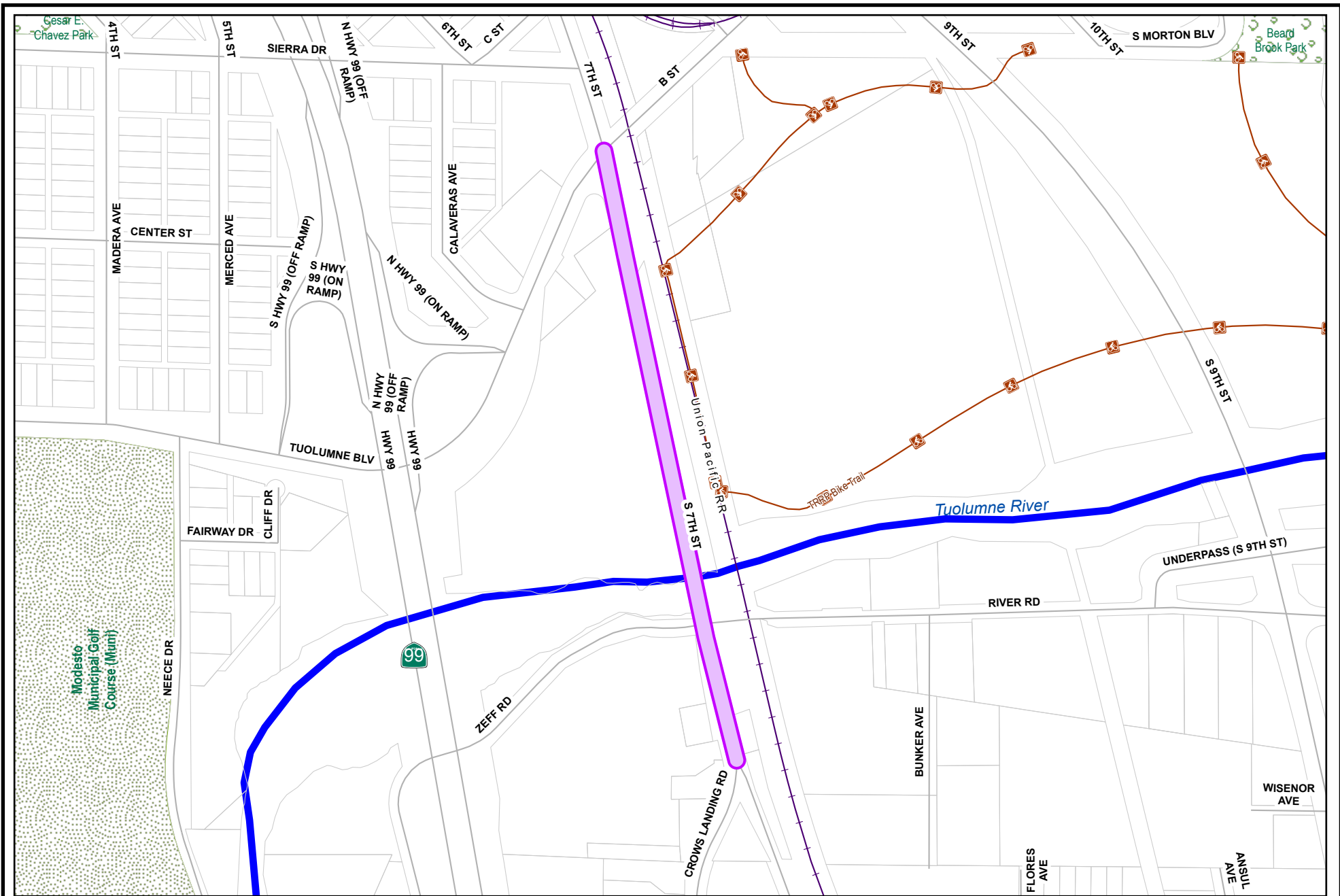
<i>Cost Center:</i> 14999	<i>Category:</i> Traffic Circulation	<i>Start Date:</i>
<i>Hosting Fund:</i> Streets Capital Facility Fee Fund-3410	<i>Type Class:</i> Expressway Improvements	<i>End Date:</i>
<i>Element Listing:</i> Comm Svcs & Fac	<i>Area:</i> Coffee-Claratina	<i>Status:</i> Active
<i>Classification:</i> Improvements	<i>Manager:</i> Sandhu, Sandeep	<i>Const. Code:</i> Not Awarded

Proj Desc: This project will reconstruct and widen Claratina Ave. beginning approx. 1400 ft. east of McHenry Ave. to the Claratina / Coffee intersection with roadway transition improvements north, south and east of the intersection. Right-of-way acquisition is required along with possible relocation of PG&E gas regulator station improvements.

Proj Stat: Several conceptual designs have been designed and considered within the project Traffic Evaluation Report. PG&E's gas regulator station is not moving. Temporary roundabout at Coffee Rd was improved in Summer 2020.

Expenditures	Budget	Actual+Commit	Available	Prop. Inc./Dec. for 25-26	Budget+Prop. Inc./Dec.	Avail.+Prop. Inc./Dec.	26-27	27-28	28-29	29-30	Total Budgeted up to 2030
CA Construction Admin	0	0	0	0	0	0	0	0	0	0	0
CON Construction	599,260	599,260	0	0	599,260	0	0	0	0	0	599,260
CTGY Contingency - CIP	0	0	0	0	0	0	0	0	0	0	0
DR Develop Reimburse	2,959,761	2,959,761	0	0	2,959,761	0	0	0	0	0	2,959,761
EDA Eng/Design/Admin	1,402,167	1,146,955	255,212	0	1,402,167	255,212	0	0	0	0	1,402,167
ENV CIP - Environmental	50,000	8,589	41,411	0	50,000	41,411	0	0	0	0	50,000
LA Land Acquisition	851,723	51,943	799,780	0	851,723	799,780	0	0	0	0	851,723
UE Utility and EIR	200,000	287	199,713	0	200,000	199,713	0	0	0	0	200,000
Expenditure Totals:	6,062,911	4,766,794	1,296,117	0	6,062,911	1,296,117	0	0	0	0	6,062,911

Fund Balance Required	Budget+Prop. Inc./Dec.	Available+Prop. Inc./Dec.
Streets Capital Facility Fee Fund-3410	6,062,911	1,296,117



City of Modesto

Project #: 100586
 CED - 7th Street Bridge at Tuolumne River



City of Modesto: 2026-30 Capital Improvement Program

CED - 7th Street Bridge at Tuolumne River - FHWA - CalTrans-BRLS-5938(167)-2010-20.205 HWY Planning and CON

100586

Capital Un-sponsored

<i>Cost Center:</i> 14999	<i>Category:</i> Traffic Circulation	<i>Start Date:</i>
<i>Hosting Fund:</i> Streets Capital Facility Fee Fund-3410	<i>Type Class:</i> Major Street Improvements	<i>End Date:</i>
<i>Element Listing:</i> Comm Svcs & Fac	<i>Area:</i> Within City	<i>Status:</i> Active
<i>Classification:</i> Improvements	<i>Manager:</i> Wells, Toby	<i>Const. Code:</i> New or Future

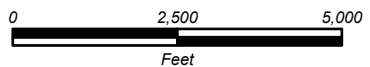
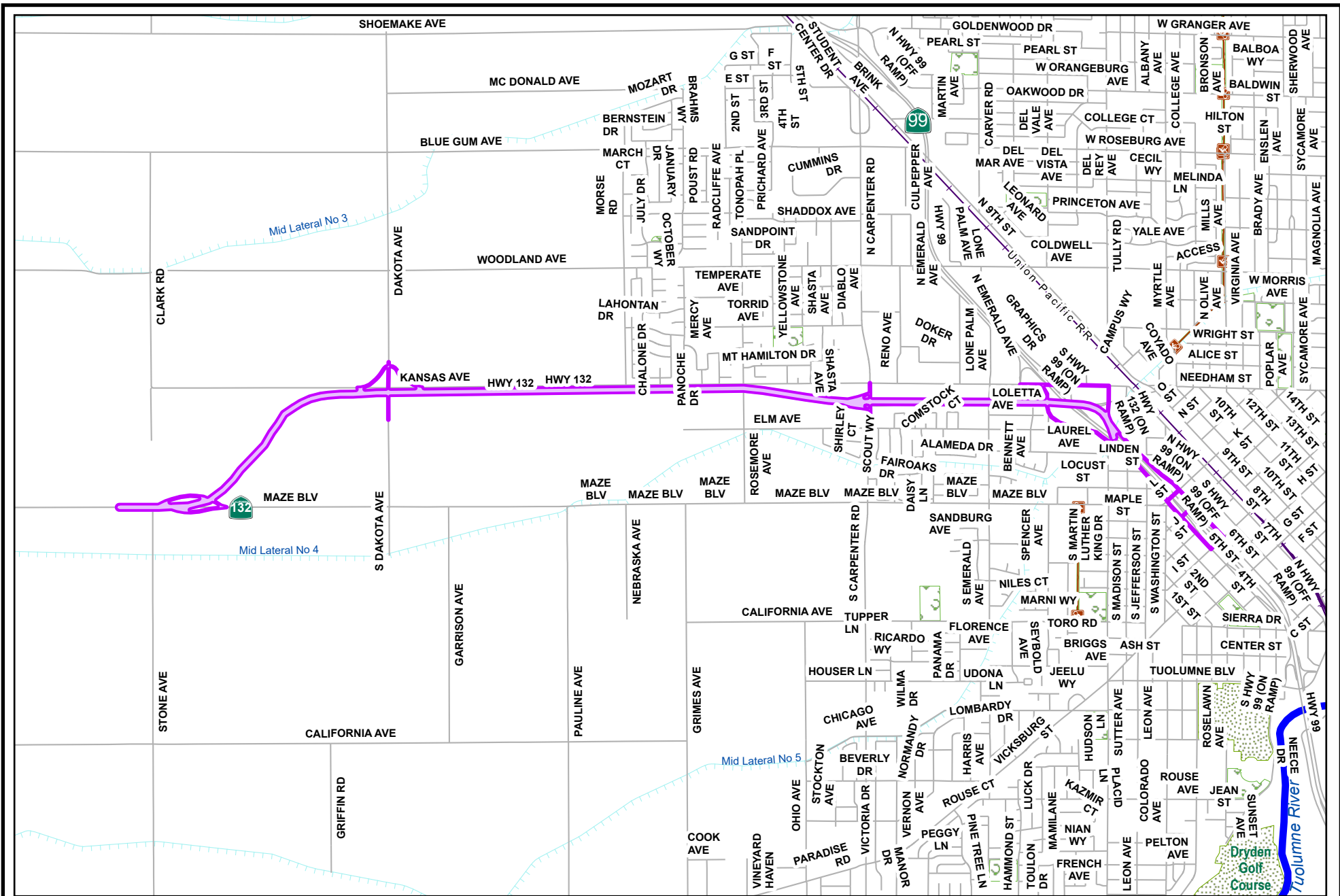
Proj Desc: Replace the 7th Street Bridge over the Tuolumne River. Stanislaus County is the lead agency for this project. It is expected that 88.53% of the project costs will be federally funded. The City and County will share in the cost of the local match requirement per the terms stated in the Memorandum of Understanding.

Proj Stat: Stanislaus County awarded a contract to Biggs Cardosa to prepare project plans, specifications, & estimates in December, 2019. PS&E is 100% complete as of 3/1/2023. Construction is anticipated to begin in Summer 2025.

Revenues	Budget	Actuals+Commit	Available	Prop. Inc./Dec. for 25-26	Bud + Prop. Incr/Decr	Avail.+ Prop. Incr/Decr	26-27	27-28	28-29	29-30	Total Budgeted up to 2030
42015 Intergov - Federal - Federal Highway Administration (DOT)	0	0	0	0	0	0	0	0	0	0	0
42110 Intergov - State - CA Department of Transportation	202,018	268,359	-66,341	0	202,018	-66,341	0	0	0	0	202,018
Revenue Totals:	202,018	268,359	-66,341	0	202,018	-66,341	0	0	0	0	202,018

Expenditures	Budget	Actual+Commit	Available	Prop. Inc./Dec. for 25-26	Budget+Prop. Inc./Dec.	Avail.+Prop. Inc./Dec.	26-27	27-28	28-29	29-30	Total Budgeted up to 2030
EDA Eng/Design/Admin	452,018	289,623	162,395	0	452,018	162,395	0	0	0	0	452,018
LM Local Match	949,893	689,106	260,787	0	949,893	260,787	0	0	0	0	949,893
Expenditure Totals:	1,401,911	978,728	423,183	0	1,401,911	423,183	0	0	0	0	1,401,911

Fund Balance Required	Budget+Prop. Inc./Dec.	Available+Prop. Inc./Dec.
Streets Capital Facility Fee Fund-3410	1,199,893	489,523



City of Modesto

Project #: 100614
 CED - State Route 132 West Expressway



Page Number: 31



City of Modesto: 2026-30 Capital Improvement Program

**CED - State Route 132 West Expressway-FHWA-CalTrans-HPLUL-5059(230)-2018-20.205
HWY Planning and CON**

100614

Capital Un-sponsored

<i>Cost Center:</i> 14999	<i>Category:</i> Traffic Circulation	<i>Start Date:</i>
<i>Hosting Fund:</i> Streets Capital Facility Fee Fund-3410	<i>Type Class:</i> Expressway Improvements	<i>End Date:</i>
<i>Element Listing:</i> Comm Dev	<i>Area:</i> System Wide	<i>Status:</i> Active
<i>Classification:</i> Improvements	<i>Manager:</i> Wells, Toby	<i>Const. Code:</i> Construction Completed

Proj Desc: Construct 2 lane expressway between Needham and Dakota Ave. This phase of the project houses all the right of way and acquisition activity. Project 101119 houses the construction phase of the project.

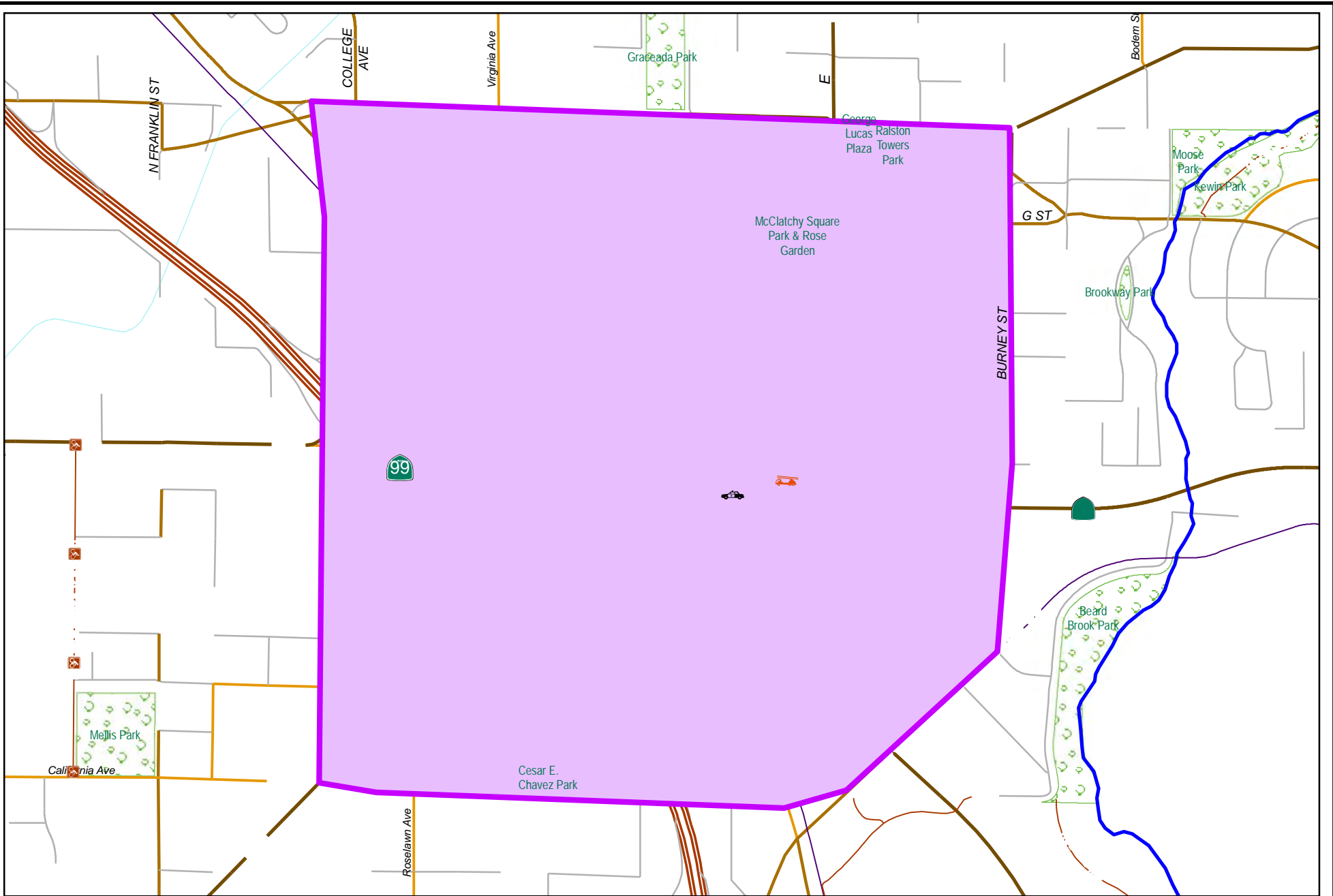
Proj Stat: Construction completed December 2023. Ongoing cleanup activities to transfer ROW to CalTrans and other agencies. Anticipated project acceptance 2025.

Revenues	Budget	Actuals+Commit	Available	Prop. Inc./Dec. for 25-26	Bud + Prop. Incr/Decr	Avail.+ Prop. Incr/Decr	26-27	27-28	28-29	29-30	Total Budgeted up to 2030
42110 Intergov - State - CA Department of Transportation	6,108,881	5,666,985	441,896	0	6,108,881	441,896	0	0	0	0	6,108,881
42301 Intergov - County Contribution/Reimbursement	5,000,000	5,000,000	0	0	5,000,000	0	0	0	0	0	5,000,000
42330 Intergov - Measure L Regional Funds	14,400,000	13,969,753	430,247	0	14,400,000	430,247	0	0	0	0	14,400,000
43240 CS - CD - Capital Facility Fees	4,415,000	0	4,415,000	0	4,415,000	4,415,000	0	0	0	0	4,415,000
45010 Interfund Charges - Equipment Pool Charges	0	399	-399	0	0	-399	0	0	0	0	0
46004 Miscellaneous Lease	45,270	88,161	-42,891	0	45,270	-42,891	0	0	0	0	45,270
47005 Miscellaneous Revenue	0	0	0	0	0	0	0	0	0	0	0
Revenue Totals:	29,969,151	24,725,298	5,243,853	0	29,969,151	5,243,853	0	0	0	0	29,969,151

Expenditures	Budget	Actual+Commit	Available	Prop. Inc./Dec. for 25-26	Budget+Prop. Inc./Dec.	Avail.+Prop. Inc./Dec.	26-27	27-28	28-29	29-30	Total Budgeted up to 2030
CA-ML CA-Measure L	213	213	0	0	213	0	0	0	0	0	213
CTGY-ML CTGY-Measure L	0	20	-20	0	0	-20	0	0	0	0	0
EDA Eng/Design/Admin	532,711	36,724	495,987	0	532,711	495,987	0	0	0	0	532,711
EDA-CFF EDA-Streets CFF	510,130	543,173	-33,043	0	510,130	-33,043	0	0	0	0	510,130
EDA-ML EDA-Measure L	9,038,437	9,037,523	914	0	9,038,437	914	0	0	0	0	9,038,437
ENV Environmental	0	0	0	0	0	0	0	0	0	0	0
ENV-CFF ENV-Streets CFF	114,293	114,293	0	0	114,293	0	0	0	0	0	114,293
LA Land Acquisition	0	0	0	0	0	0	0	0	0	0	0
LA-CFF LA-Streets CFF	4,690,335	4,218,062	472,273	0	4,690,335	472,273	0	0	0	0	4,690,335
LA-CFFCPSI LA-CFF CPSI	662,701	662,701	0	0	662,701	0	0	0	0	0	662,701
LA-CFF-Nossaman LA-CFF-Nossaman	1,467,139	2,103,925	-636,786	94	1,467,139	-636,786	0	0	0	0	1,467,139

LA-DEMO LA-DEMO Funds	3,783,968	3,757,568	26,400	0	3,783,968	26,400	0	0	0	0	3,783,968
LA-EARMARK LA-Earmark Repurpose	0	0	0	0	0	0	0	0	0	0	0
LA-ML LA-Measure L	1,147,863	1,146,453	1,410	0	1,147,863	1,410	0	0	0	0	1,147,863
LA-MLCPSI LA-Measure L CPSI	3,252,137	3,252,137	0	0	3,252,137	0	0	0	0	0	3,252,137
LA-PFF LA-PFF Funds	5,000,000	5,000,000	0	0	5,000,000	0	0	0	0	0	5,000,000
LA-RIP LA-RIP Funds	500,000	498,649	1,351	0	500,000	1,351	0	0	0	0	500,000
LA-RSTP LA-RSTP Funds	3,240,778	3,240,778	0	0	3,240,778	0	0	0	0	0	3,240,778
UR-ML UR-Measure L	600,000	579,736	20,264	0	600,000	20,264	0	0	0	0	600,000
Expenditure Totals:	34,540,705	34,191,954	348,751	0	34,540,705	348,751	0	0	0	0	34,540,705

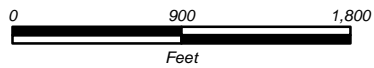
Fund Balance Required					Budget+Prop. Inc./Dec.	Available+Prop. Inc./Dec.
Streets Capital Facility Fee Fund-3410					4,571,554	-4,895,102



City of Modesto

Project #: 100940

PW - Synchronize Traffic Signals Downtown 2015



City of Modesto: 2026-30 Capital Improvement Program

PW - Synchronize Traffic Signals Downtown 2015-FHWA-CalTrans-CML-5059(217)-2016-20.205 HWY Planning and Con

100940

Capital Un-sponsored

Cost Center: 59999 **Category:** Traffic Circulation **Start Date:**
Hosting Fund: Capital Grants - Streets CIP Projects-3160 **Type Class:** Traffic Control Devices **End Date:**
Element Listing: Comm Dev **Area:** Within City **Status:** Active
Classification: Improvements **Manager:** Murphy, Mark G **Const. Code:** New or Future

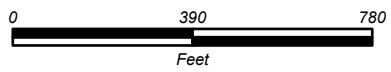
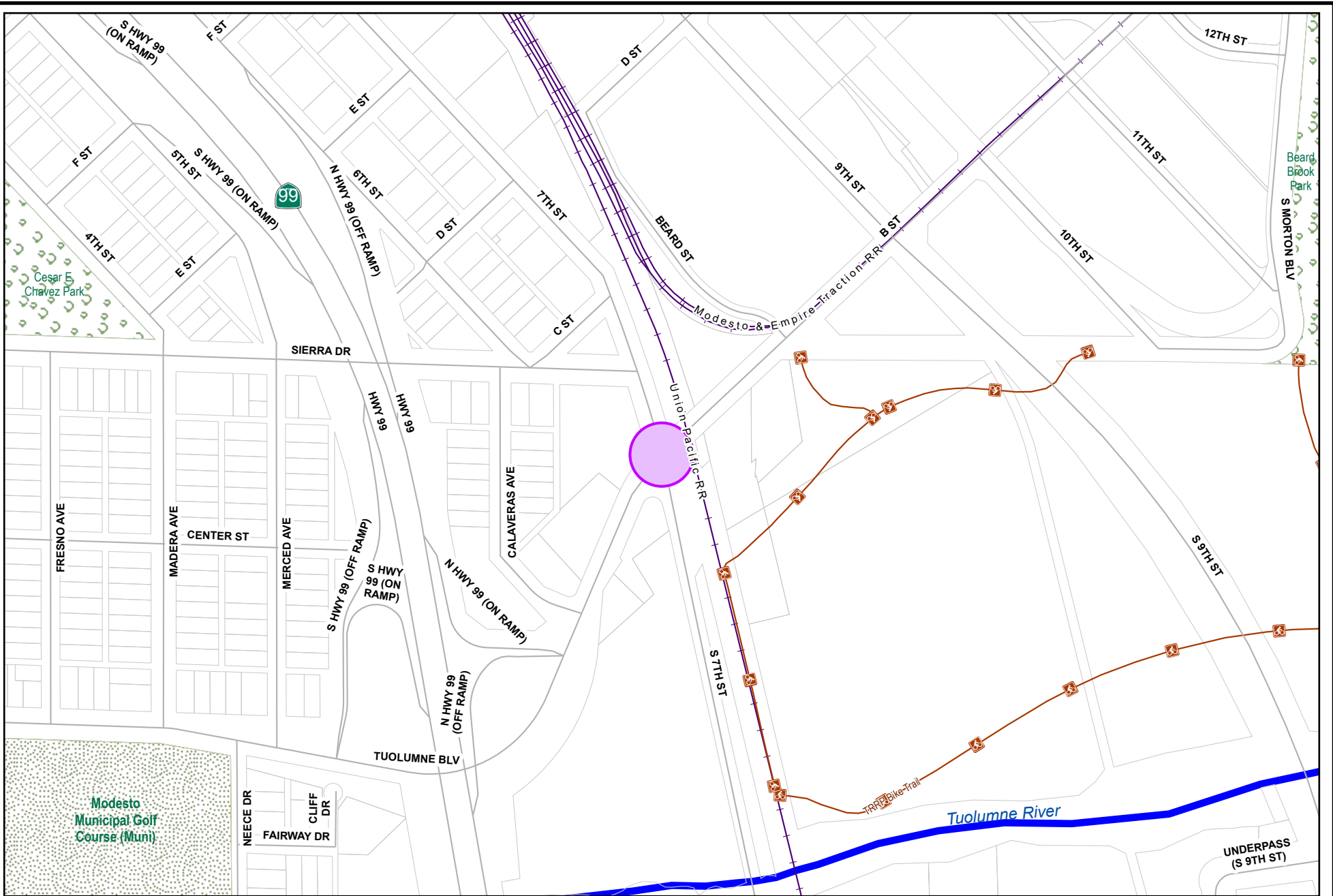
Proj Desc: Coordinating traffic signals for the Central Business District in downtown Modesto.

Proj Stat: Project complete, need to closeout.

Revenues	Budget	Actuals+Commit	Available	Prop. Inc./Dec. for 25-26	Bud + Prop. Incr/Decr	Avail.+ Prop. Incr/Decr	26-27	27-28	28-29	29-30	Total Budgeted up to 2030
42110 Intergov - State - CA Department of Transportation	400,000	232,584	167,416	0	400,000	167,416	0	0	0	0	400,000
61410 Transfer In from Fund 1410	45,549	45,548	1	0	45,549	1	0	0	0	0	45,549
Revenue Totals:	445,549	278,132	167,417	0	445,549	167,417	0	0	0	0	445,549

Expenditures	Budget	Actual+Commit	Available	Prop. Inc./Dec. for 25-26	Budget+Prop. Inc./Dec.	Avail.+Prop. Inc./Dec.	26-27	27-28	28-29	29-30	Total Budgeted up to 2030
CON Construction	400,000	278,132	121,868	0	400,000	121,868	0	0	0	0	400,000
Expenditure Totals:	400,000	278,132	121,868	0	400,000	121,868	0	0	0	0	400,000

Fund Balance Required	Budget+Prop. Inc./Dec.	Available+Prop. Inc./Dec.
Capital Grants - Streets CIP Projects-3160	-45,549	-45,549



City of Modesto

Project #: 100944
 CED - Tuolumne Blvd, 7th St, & B St



Page Number: 130



City of Modesto: 2026-30 Capital Improvement Program

CED - Tuolumne Blvd, 7th St, & B St Intersection Improvements

100944

Capital Un-sponsored

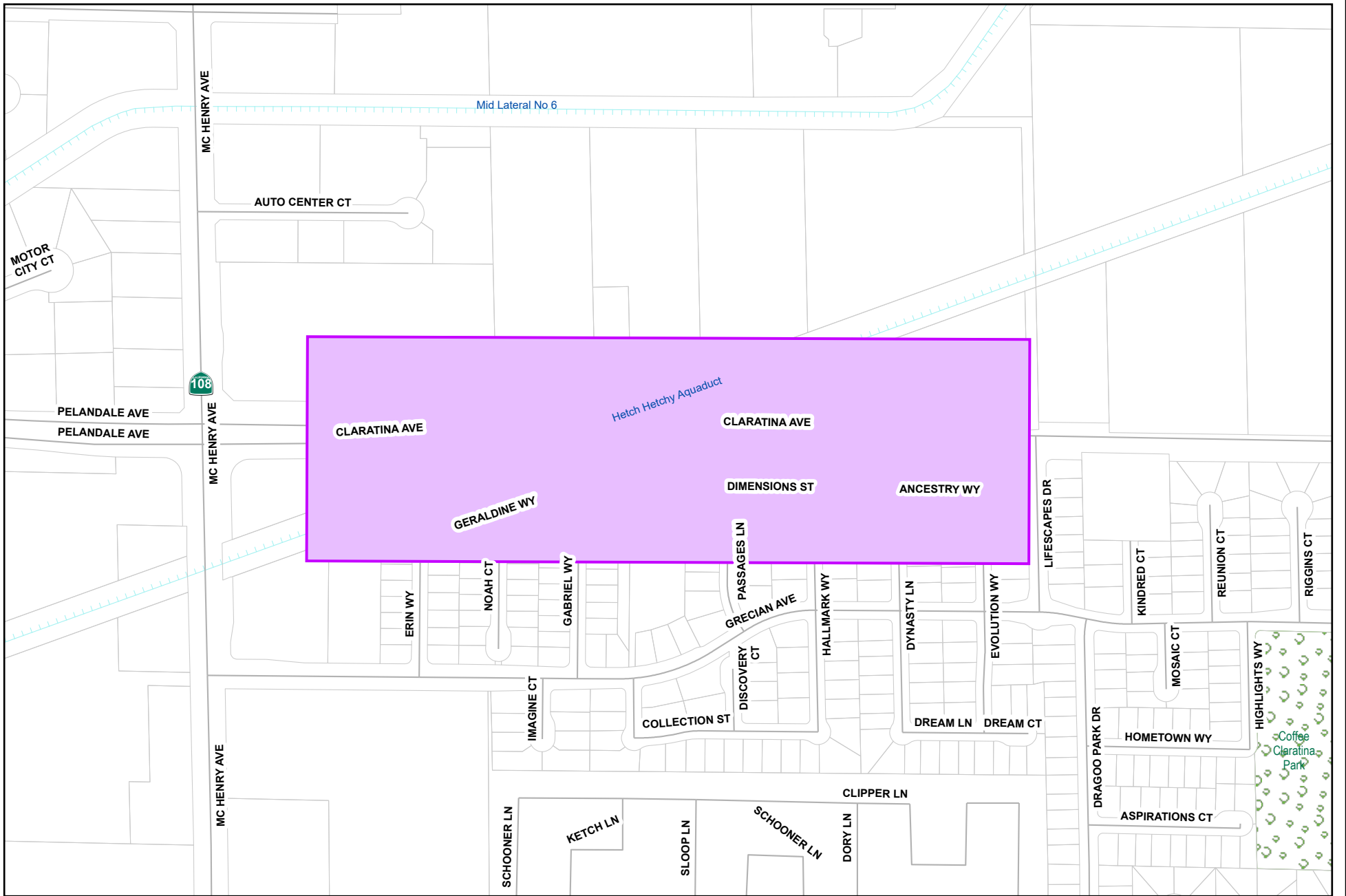
<i>Cost Center:</i> 14999	<i>Category:</i> Traffic Circulation	<i>Start Date:</i>
<i>Hosting Fund:</i> Streets Capital Facility Fee Fund-3410	<i>Type Class:</i> Major Street Improvements	<i>End Date:</i>
<i>Element Listing:</i> Comm Svcs & Fac	<i>Area:</i> Within City	<i>Status:</i> New
<i>Classification:</i> Improvements	<i>Manager:</i> Wells, Toby	<i>Const. Code:</i> New or Future

Proj Desc: This project will construct improvements at the Tuolumne Blvd., 7th St., and B St. intersection. The project improvements are required in coordination with the 7th Street Bridge Replacement Project.

Proj Stat: Staff is coordinating with Stanislaus County and the 7th Street Bridge project to determine required intersection improvements. Construction is anticipated in 2025.

Expenditures	Budget	Actual+Commit	Available	Prop. Inc./Dec. for 25-26	Budget+Prop. Inc./Dec.	Avail.+Prop. Inc./Dec.	26-27	27-28	28-29	29-30	Total Budgeted up to 2030
EDA Eng/Design/Admin	350,000	1,059	348,941	0	350,000	348,941	0	0	0	0	350,000
Expenditure Totals:	350,000	1,059	348,941	0	350,000	348,941	0	0	0	0	350,000

Fund Balance Required	Budget+Prop. Inc./Dec.	Available+Prop. Inc./Dec.
Streets Capital Facility Fee Fund-3410	350,000	348,941



City of Modesto

Project #: 100945
 CED - Hetch-Hetchy and Claratina Structural



City of Modesto: 2026-30 Capital Improvement Program

CED - Hetch-Hetchy and Claratina Structural Crossing

100945

Capital Un-sponsored

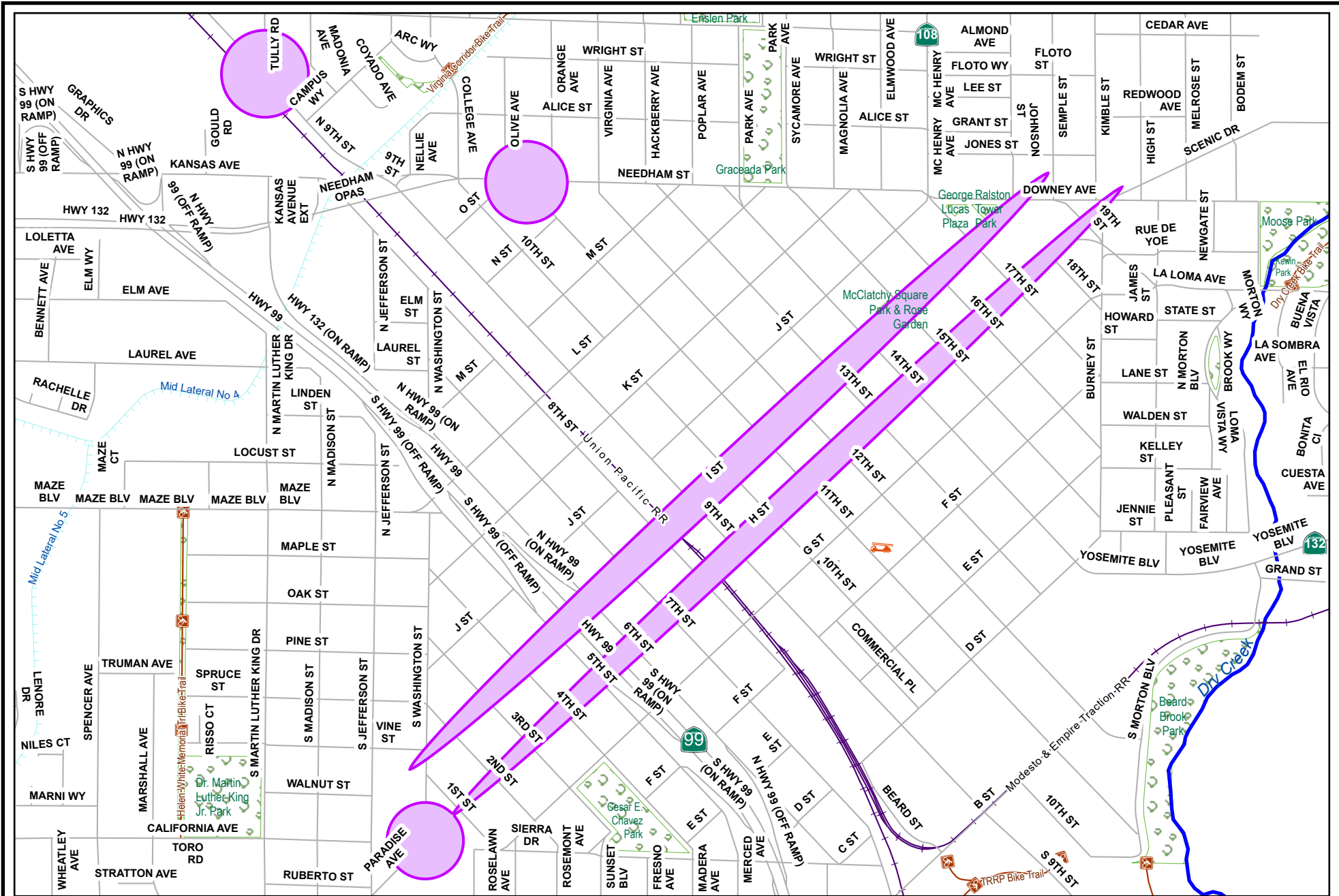
<i>Cost Center:</i> 14999	<i>Category:</i> Traffic Circulation	<i>Start Date:</i>
<i>Hosting Fund:</i> Streets Capital Facility Fee Fund-3410	<i>Type Class:</i> Major Street Improvements	<i>End Date:</i>
<i>Element Listing:</i> Comm Svcs & Fac	<i>Area:</i> Within City	<i>Status:</i> New
<i>Classification:</i> Improvements	<i>Manager:</i> Sandhu, Sandeep	<i>Const. Code:</i> New or Future

Proj Desc: This project will construct the required improvements for the Hetch-Hetchy water transmission line crossing at Claratina Avenue. The improvements are required in order to complete the Claratina Avenue widening between McHenry Avenue and Coffee Road.

Proj Stat: Project design and land acquisition underway.

Expenditures	Budget	Actual+Commit	Available	Prop. Inc./Dec. for 25-26	Budget+Prop. Inc./Dec.	Avail.+Prop. Inc./Dec.	26-27	27-28	28-29	29-30	Total Budgeted up to 2030
CA Construction Admin	480,000	0	480,000	0	480,000	480,000	0	0	0	0	480,000
CON Construction	2,800,000	0	2,800,000	0	2,800,000	2,800,000	0	0	0	0	2,800,000
CTGY-CIP Contingency - CIP	400,000	0	400,000	0	400,000	400,000	0	0	0	0	400,000
EDA Eng/Design/Admin	370,772	320,623	50,149	0	370,772	50,149	0	0	0	0	370,772
ENV CIP - Environmental	40,000	0	40,000	0	40,000	40,000	0	0	0	0	40,000
LA Land Acquisition	879,228	274,512	604,716	0	879,228	604,716	0	0	0	0	879,228
UE Utility and EIR	100,000	462	99,538	0	100,000	99,538	0	0	0	0	100,000
Expenditure Totals:	5,070,000	595,596	4,474,404	0	5,070,000	4,474,404	0	0	0	0	5,070,000

Fund Balance Required	Budget+Prop. Inc./Dec.	Available+Prop. Inc./Dec.
Streets Capital Facility Fee Fund-3410	5,070,000	4,474,404



City of Modesto

Project #: 100968
 PW - Upgrade Traffic Signals 2017



City of Modesto: 2026-30 Capital Improvement Program

PW - Upgrade Traffic Signals 2017 - Suspended

100968
Capital Un-sponsored

<i>Cost Center:</i> 59999	<i>Category:</i> Traffic Circulation	<i>Start Date:</i>
<i>Hosting Fund:</i> Capital Grants - Streets CIP Projects-3160	<i>Type Class:</i> Traffic Control Devices	<i>End Date:</i>
<i>Element Listing:</i> Public Safety	<i>Area:</i> Within City	<i>Status:</i> New
<i>Classification:</i> Improvements	<i>Manager:</i> Murphy, Mark G	<i>Const. Code:</i> New or Future

Proj Desc: Upgrade traffic signals at: 11th St/Needham, I St/H St, and Paradise Rd/H St.

Proj Stat: Project complete, need to closeout

Revenues	Budget	Actuals+Commit	Available	Prop. Inc./Dec. for 25-26	Bud + Prop. Incr/Decr	Avail.+ Prop. Incr/Decr	26-27	27-28	28-29	29-30	Total Budgeted up to 2030
42110 Intergov - State - CA Department of Transportation	1,223,425	842,441	380,984	0	1,223,425	380,984	0	0	0	0	1,223,425
Revenue Totals:	1,223,425	842,441	380,984	0	1,223,425	380,984	0	0	0	0	1,223,425

Expenditures	Budget	Actual+Commit	Available	Prop. Inc./Dec. for 25-26	Budget+Prop. Inc./Dec.	Avail.+Prop. Inc./Dec.	26-27	27-28	28-29	29-30	Total Budgeted up to 2030
CA Construction Admin	144,620	82,413	62,207	0	144,620	62,207	0	0	0	0	144,620
CON Construction	877,021	850,515	26,506	0	877,021	26,506	0	0	0	0	877,021
CTGY-CIP Contingency - CIP	87,109	13,327	73,782	0	87,109	73,782	0	0	0	0	87,109
EDA Eng/Design/Admin	114,675	69,400	45,275	0	114,675	45,275	0	0	0	0	114,675
Expenditure Totals:	1,223,425	1,015,655	207,770	0	1,223,425	207,770	0	0	0	0	1,223,425

Fund Balance Required	Budget+Prop. Inc./Dec.	Available+Prop. Inc./Dec.
Capital Grants - Streets CIP Projects-3160	0	-173,215



City of Modesto

Project #: 101042
 CED - Paradise Road Area Pedestrian and



Page Number: 170



City of Modesto: 2026-30 Capital Improvement Program

CED - Paradise Road Area Pedestrian and Bicycle Safety Improvements - Capital/Non-Capital Mix

101042

Capital Un-sponsored

<i>Cost Center:</i> 14999	<i>Category:</i> Traffic Circulation	<i>Start Date:</i>
<i>Hosting Fund:</i> Capital Grants - Streets CIP Projects-3160	<i>Type Class:</i> Major Street Improvements	<i>End Date:</i>
<i>Element Listing:</i> Comm Svcs & Fac	<i>Area:</i> Within City	<i>Status:</i> Active
<i>Classification:</i> Improvements	<i>Manager:</i> Soares, Phillip A	<i>Const. Code:</i> Construction Completed

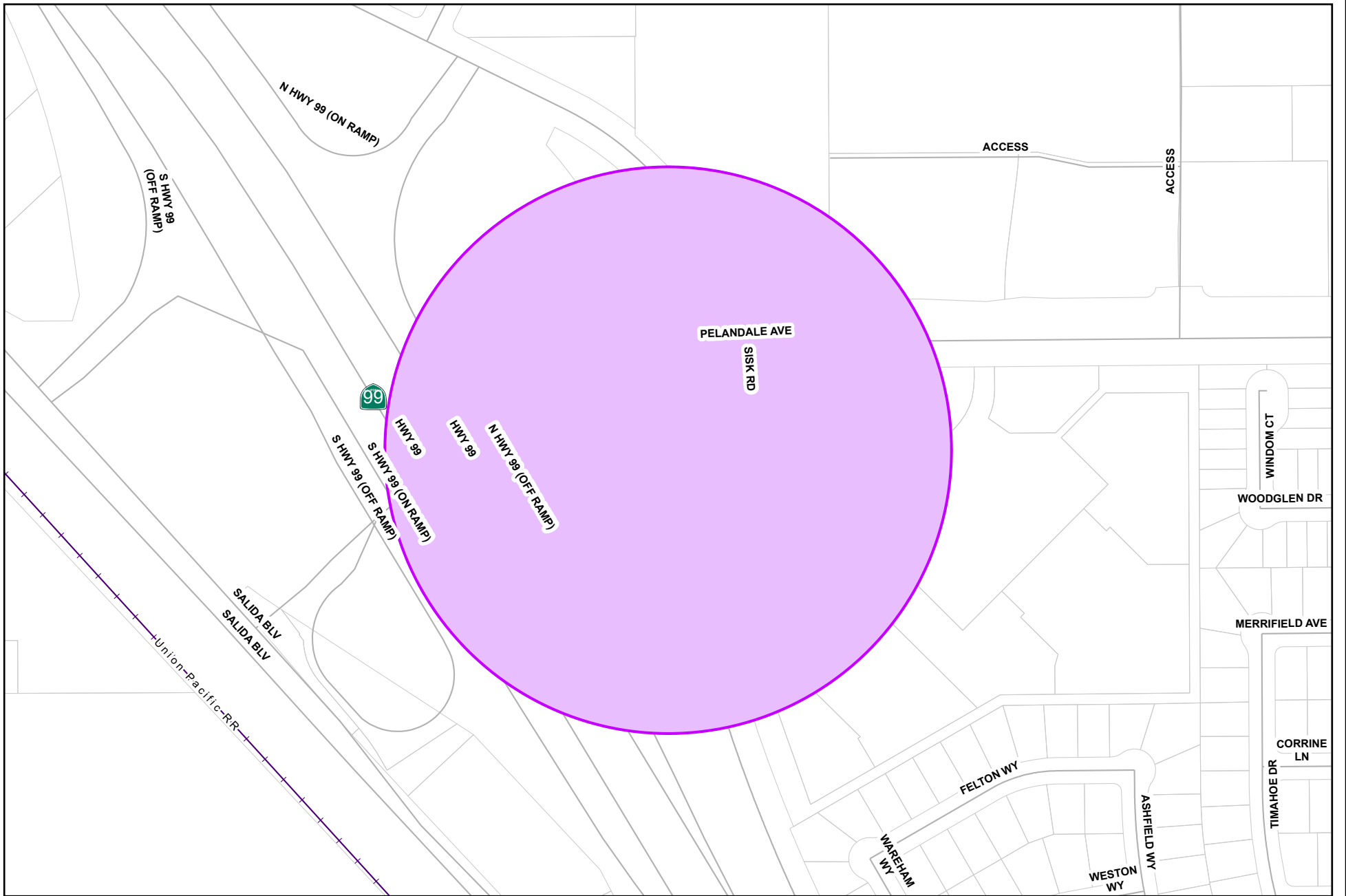
Proj Desc: The proposed work shall include a street right sizing on Paradise Road, installation of sidewalks to fill gaps, installation of Class II bicycle lanes, pedestrian crossing with mid block refuge islands and curb extensions, medians and speed tables for traffic calming and the installation of flashing beacons for pedestrian crossings.

Proj Stat: Construction completed.

Revenues	Budget	Actuals+Commit	Available	Prop. Inc./Dec. for 25-26	Bud + Prop. Incr/Decr	Avail.+ Prop. Incr/Decr	26-27	27-28	28-29	29-30	Total Budgeted up to 2030
42110 Intergov - State - CA Department of Transportation	3,943,000	3,589,986	353,014	0	3,943,000	353,014	0	0	0	0	3,943,000
61410 Transfer In from Fund 1410	7,678,279	3,730,924	3,947,355	0	7,678,279	3,947,355	0	0	0	0	7,678,279
61420 Transfer in from Fund 1420	369,039	369,039	0	0	369,039	0	0	0	0	0	369,039
Revenue Totals:	11,990,318	7,689,949	4,300,369	0	11,990,318	4,300,369	0	0	0	0	13,213,743

Expenditures	Budget	Actual+Commit	Available	Prop. Inc./Dec. for 25-26	Budget+Prop. Inc./Dec.	Avail.+Prop. Inc./Dec.	26-27	27-28	28-29	29-30	Total Budgeted up to 2030
CA-ML Construction Admin	820,000	481,057	338,943	0	820,000	338,943	0	0	0	0	820,000
CCF-ML City Construct Force	13,500	15,041	-1,541	0	13,500	-1,541	0	0	0	0	13,500
CC-LA-ML Consultant Charges	45,100	45,100	0	0	45,100	0	0	0	0	0	45,100
CON-ATP Construction	3,555,000	3,555,000	0	0	3,555,000	0	0	0	0	0	3,555,000
CON-ML Construction	5,344,120	4,974,985	369,135	0	5,344,120	369,135	0	0	0	0	5,344,120
CTGY-ML Contingency - CIP	852,998	776,860	76,138	0	852,998	76,138	0	0	0	0	852,998
EDA Eng/Design/Admin	1,311,000	1,189,903	121,097	0	1,311,000	121,097	0	0	0	0	1,311,000
ENV CIP - Environmental	17,000	16,597	403	0	17,000	403	0	0	0	0	17,000
LA-ML Land Acquisition ML	31,600	31,224	376	0	31,600	376	0	0	0	0	31,600
Expenditure Totals:	11,990,318	11,085,767	904,551	0	11,990,318	904,551	0	0	0	0	11,990,318

Fund Balance Required	Budget+Prop. Inc./Dec.	Available+Prop. Inc./Dec.
Capital Grants - Streets CIP Projects-3160	105	0
		-3,395,818



City of Modesto

Project #: 101063
 CED - Pelandale Avenue Interchange -



City of Modesto: 2026-30 Capital Improvement Program

CED - Pelandale Avenue Interchange - Phase II

101063

Capital Un-sponsored

<i>Cost Center:</i> 14999	<i>Category:</i> Traffic Circulation	<i>Start Date:</i>
<i>Hosting Fund:</i> Capital Grants - Streets CIP Projects-3160	<i>Type Class:</i> Maintenance	<i>End Date:</i>
<i>Element Listing:</i> Comm Svcs & Fac	<i>Area:</i> Within City	<i>Status:</i> New
<i>Classification:</i> Maintenance	<i>Manager:</i> Sandhu, Sandeep	<i>Const. Code:</i> Construction Completed

Proj Desc: This project will complete build out of Sisk Road south of Pelandale Avenue, install new storm drain systems, modify existing Caltrans drainage basin, install new City drainage basin, acquisition of Carl's Jr. property, and install ADA sidewalk/curb ramps.

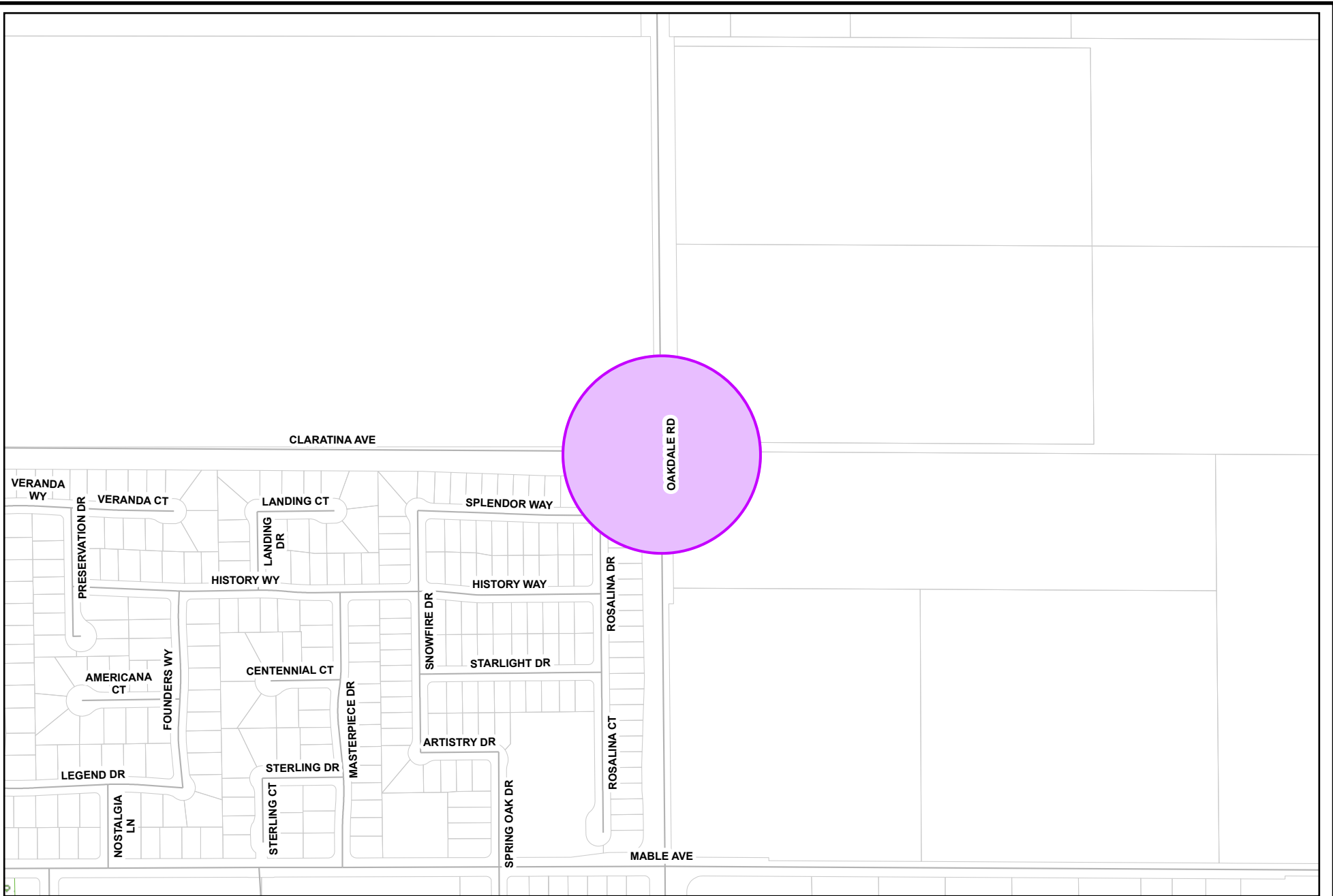
Proj Stat: Under construction.

Revenues	Budget	Actuals+Commit	Available	Prop. Inc./Dec. for 25-26	Bud + Prop. Incr/Decr	Avail.+ Prop. Incr/Decr	26-27	27-28	28-29	29-30	Total Budgeted up to 2030
42110 Intergov - State - CA Department of Transportation	5,536,000	1,413,546	4,122,454	0	5,536,000	4,122,454	0	0	0	0	5,536,000
63410 Transfer In from Fund 3410	2,144,769	827,861	1,316,908	0	2,144,769	1,316,908	0	0	0	0	2,144,769
Revenue Totals:	7,680,769	2,241,407	5,439,362	0	7,680,769	5,439,362	0	0	0	0	7,680,769

Expenditures	Budget	Actual+Commit	Available	Prop. Inc./Dec. for 25-26	Budget+Prop. Inc./Dec.	Avail.+Prop. Inc./Dec.	26-27	27-28	28-29	29-30	Total Budgeted up to 2030
CA Construction Admin	50,000	54,401	-4,401	0	50,000	-4,401	0	0	0	0	50,000
CA-CFF CA-CFF	224,940	94,153	130,787	0	224,940	130,787	0	0	0	0	224,940
CC Consultant Charges	0	0	0	0	0	0	0	0	0	0	0
CC-CA-CFF Con Support CC-CA-CFF	42,249	10,541	31,708	0	42,249	31,708	0	0	0	0	42,249
CC-CFF-Design CC-CFF-Design	202,626	199,283	3,343	0	202,626	3,343	0	0	0	0	202,626
CCF-CFF CCF-CFF	20,000	6,262	13,738	0	20,000	13,738	0	0	0	0	20,000
CC-LA-R/W-Support-CFF CC-LA-R/W-SupportCFF	30,000	14,511	15,489	0	30,000	15,489	0	0	0	0	30,000
CC-STIP-LA-R/W Capital CC-STIP-LA-RWCapital	0	0	0	0	0	0	0	0	0	0	0
CC-STIP-LA-R/W Support CC-STIP-LA-RWSupport	75,396	50,687	24,709	0	75,396	24,709	0	0	0	0	75,396
CC-STIP-UC-R/W Support CC-STIP-UC-RWSupport	27,182	24,842	2,340	0	27,182	2,340	0	0	0	0	27,182
CC-UC-R/W-Support-CFF CC-UC-R/W-SupportCFF	11,309	0	11,309	0	11,309	11,309	0	0	0	0	11,309
CON Construction	1,669,217	1,646,217	23,000	0	1,669,217	23,000	0	0	0	0	1,669,217
CTGY-CIP-CFF CTGY-CIP-CFF	166,922	143,977	22,945	0	166,922	22,945	0	0	0	0	166,922
EDA Eng/Design/Admin	47,130	55,284	-8,154	0	47,130	-8,154	0	0	0	0	47,130
EDA-CFF Eng/Design/Admin-CFF	105,000	86,987	18,013	0	105,000	18,013	0	0	0	0	105,000
LA Land Acquisition	0	0	0	0	0	0	0	0	0	0	0
LA-R/W Capital-CFF LA-R/W Capital-CFF	324,511	324,511	0	107	324,511	0	0	0	0	0	324,511

LA-R/W-Support-CFF LA-R/W-Support-CFF	342,849	258,744	84,105	0	342,849	84,105	0	0	0	0	342,849
LA-STIP-R/W Capital LA-STIP-R/W Capital	3,826,000	263,000	3,563,000	0	3,826,000	3,563,000	0	0	0	0	3,826,000
LA-STIP-R/W Support LA-STIP-R/W Support	350,257	217,865	132,392	0	350,257	132,392	0	0	0	0	350,257
Rumble Tree-CFF Rumble Tree-CFF	3,200	0	3,200	0	3,200	3,200	0	0	0	0	3,200
UC-R/W-Support-CFF UC-R/W-Support-CFF	30,000	23,133	6,867	0	30,000	6,867	0	0	0	0	30,000
UC-STIP-R/W Capital UC-STIP-R/W Capital	30,000	0	30,000	0	30,000	30,000	0	0	0	0	30,000
UC-STIP-R/W-Support UC-STIP-R/W-Support	24,053	1,792	22,261	0	24,053	22,261	0	0	0	0	24,053
Utility and EIR-AT&T-CFF Utility EIR-AT&T-CFF	77,928	0	77,928	0	77,928	77,928	0	0	0	0	77,928
Expenditure Totals:	7,680,769	3,476,193	4,204,576	0	7,680,769	4,204,576	0	0	0	0	7,680,769

Fund Balance Required	Budget+Prop. Inc./Dec.	Available+Prop. Inc./Dec.
Capital Grants - Streets CIP Projects-3160	0	-1,234,787



City of Modesto

Project #: 101066
PW - New Traffic Signal Oakdale at Claratina



Page Number: 180



City of Modesto: 2026-30 Capital Improvement Program

PW - New Traffic Signal Oakdale at Claratina-FHWA-CalTrans-HSIPL-5059(227)-2017-20.205 HWY Planning and Con-Suspended

101066

Capital Un-sponsored

<i>Cost Center:</i> 59999	<i>Category:</i> Traffic Circulation	<i>Start Date:</i>
<i>Hosting Fund:</i> Capital Grants - Streets CIP Projects-3160	<i>Type Class:</i> Traffic Control Devices	<i>End Date:</i>
<i>Element Listing:</i> Comm Dev	<i>Area:</i> Within City	<i>Status:</i> Closed
<i>Classification:</i> Improvements	<i>Manager:</i> Murphy, Mark G	<i>Const. Code:</i> New or Future

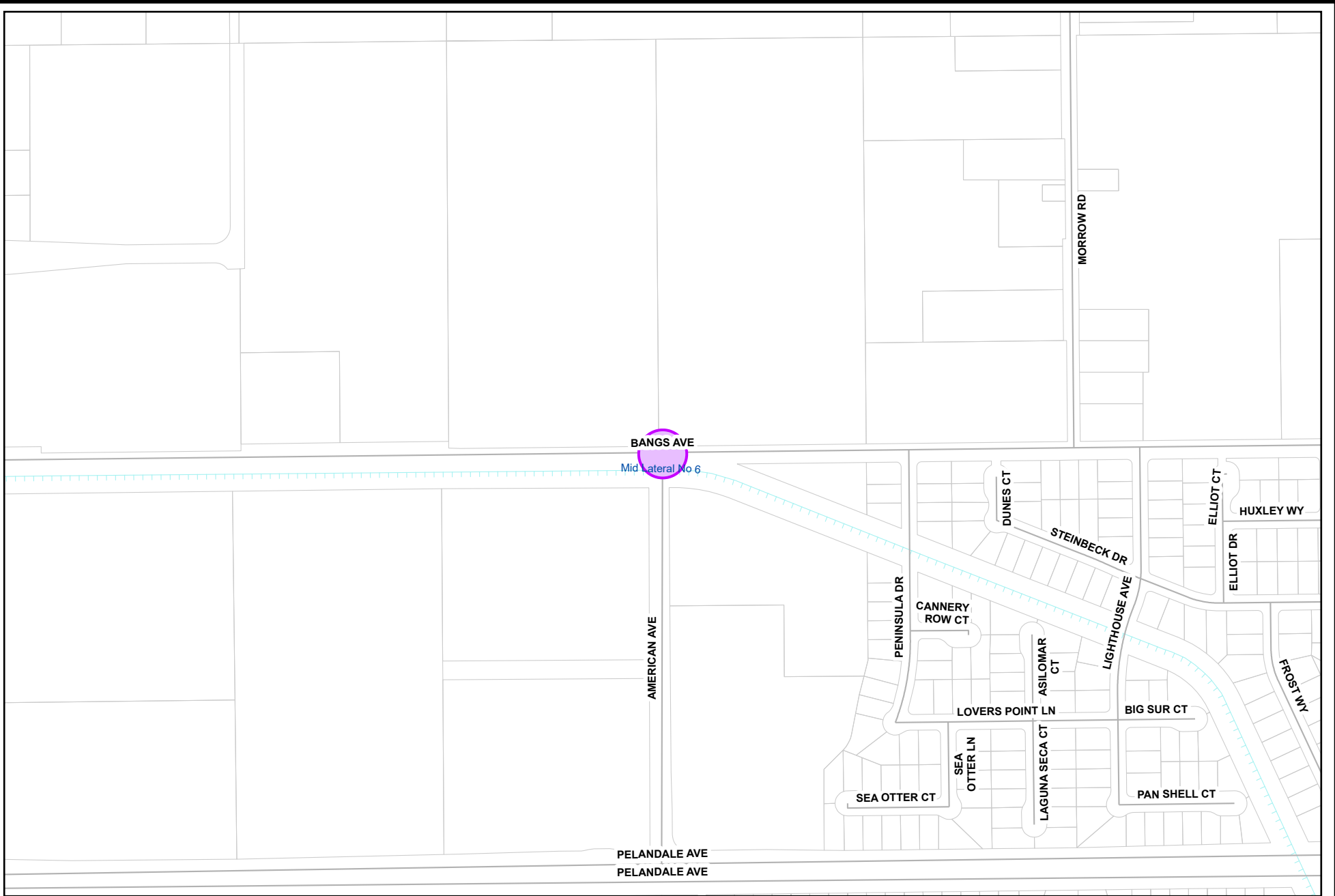
Proj Desc: This project will install a traffic signal at the Oakdale Road and Claratina Avenue intersection.

Proj Stat: Project complete, need to closeout.

Revenues	Budget	Actuals+Commit	Available	Prop. Inc./Dec. for 25-26	Bud + Prop. Incr/Decr	Avail.+ Prop. Incr/Decr	26-27	27-28	28-29	29-30	Total Budgeted up to 2030
42110 Intergov - State - CA Department of Transportation	570,500	552,404	18,096	0	570,500	18,096	0	0	0	0	570,500
61410 Transfer In from Fund 1410	110,000	61,354	48,646	0	110,000	48,646	0	0	0	0	110,000
Revenue Totals:	680,500	613,758	66,742	0	680,500	66,742	0	0	0	0	680,500

Expenditures	Budget	Actual+Commit	Available	Prop. Inc./Dec. for 25-26	Budget+Prop. Inc./Dec.	Avail.+Prop. Inc./Dec.	26-27	27-28	28-29	29-30	Total Budgeted up to 2030
CA Construction Admin	82,384	93,085	-10,701	0	82,384	-10,701	0	0	0	0	82,384
CON Construction	489,196	473,096	16,100	0	489,196	16,100	0	0	0	0	489,196
CTGY-CIP Contingency - CIP	48,920	5,485	43,435	0	48,920	43,435	0	0	0	0	48,920
EDA Eng/Design/Admin	60,000	42,092	17,908	0	60,000	17,908	0	0	0	0	60,000
Expenditure Totals:	680,500	613,758	66,742	0	680,500	66,742	0	0	0	0	680,500

Fund Balance Required	Budget+Prop. Inc./Dec.	Available+Prop. Inc./Dec.
Capital Grants - Streets CIP Projects-3160	0	0



City of Modesto

Project #: 101072
 CED - American Avenue/Bangs Avenue



CED - American Avenue/Bangs Avenue Intersection Improvements - CAP

101072

Capital Un-sponsored

<i>Cost Center:</i> 14999	<i>Category:</i> CFD Road Improvements	<i>Start Date:</i>
<i>Hosting Fund:</i> Kiernan Business Park East #2 CFD Fund - Capital	<i>Type Class:</i> CFD Road Improvements	<i>End Date:</i>
<i>Element Listing:</i> Comm Growth	<i>Area:</i> Kiernan Business Park	<i>Status:</i> Active
<i>Classification:</i> Improvements	<i>Manager:</i> Hill, Jessica A	<i>Const. Code:</i> Not Awarded

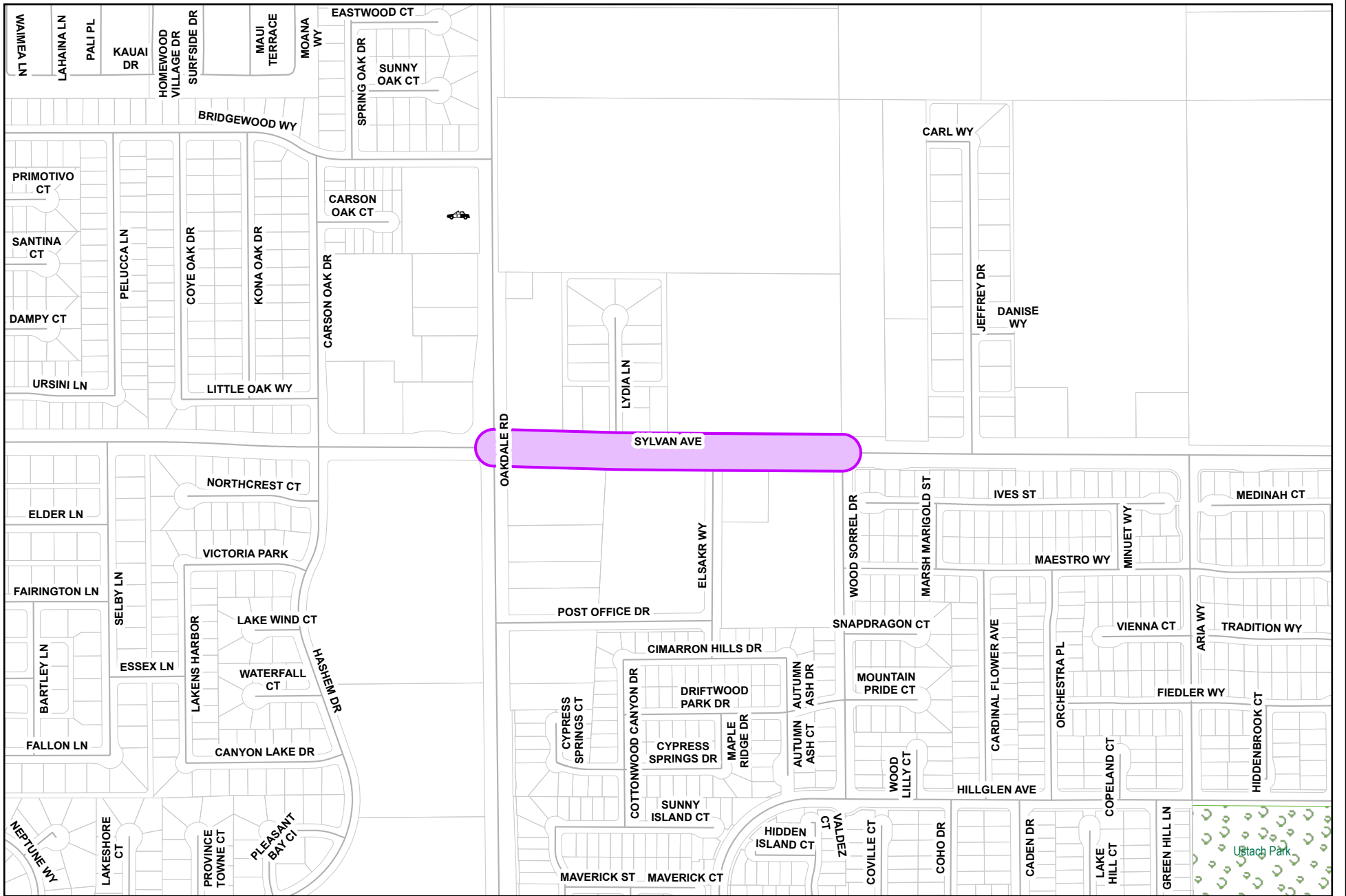
Proj Desc: This project will construct a roundabout at the intersection of American Avenue and Bangs Avenue. Pursuant to the Development Agreement between the City of Modesto and Kaiser Permanente Hospitals (last amended in May 2008), Kaiser is required to construct the American/Bangs intersection prior to occupancy of structures in its Planning Phase B development. In the event the intersection is constructed by a third party, Kaiser is required to contribute or reimburse a negotiated share of the construction costs. In 2007, Kaiser deposited \$1,727,717 with the City as the City's match monies for the Kiernan/Dale intersection project (Project #100459). The balance remaining in Project #100459 (\$316,837) was transferred to Project #100837 and will be applied toward Kaiser's negotiated share of the intersection improvements. The balance of this project will be funded by Kiernan Business Park East, Kiernan Business Park South and, possibly, Kaiser. This Project #101072 will replace Project #100837 previous held in fund 3212.

Proj Stat: Project is currently on hold.

Revenues	Budget	Actuals+Commit	Available	Prop. Inc./Dec. for 25-26	Bud + Prop. Incr/Decr	Avail.+ Prop. Incr/Decr	26-27	27-28	28-29	29-30	Total Budgeted up to 2030
42160 Intergov - State - Kaiser	300,874	300,875	-1	0	300,874	-1	0	0	0	0	300,874
Revenue Totals:	300,874	300,875	-1	0	300,874	-1	0	0	0	0	300,874

Expenditures	Budget	Actual+Commit	Available	Prop. Inc./Dec. for 25-26	Budget+Prop. Inc./Dec.	Avail.+Prop. Inc./Dec.	26-27	27-28	28-29	29-30	Total Budgeted up to 2030
EDA Eng/Design/Admin	300,874	0	300,874	0	300,874	300,874	0	0	0	0	300,874
Expenditure Totals:	300,874	0	300,874	0	300,874	300,874	0	0	0	0	300,874

Fund Balance Required	Budget+Prop. Inc./Dec.	Available+Prop. Inc./Dec.
Kiernan Business Park East #2 CFD Fund - Capital	0	300,875



City of Modesto

Project #: 101074
 CED - Sylvan So. Bet.Oak/Wood Sorrell



City of Modesto: 2026-30 Capital Improvement Program

CED - Sylvan So. Bet.Oak/Wood Sorrell

101074

Capital Un-sponsored

<i>Cost Center:</i> 14999	<i>Category:</i> CFD Road Improvements	<i>Start Date:</i>
<i>Hosting Fund:</i> Village One #2 CFD Fund - Capital	<i>Type Class:</i> CFD Road Improvements	<i>End Date:</i>
<i>Element Listing:</i> Comm Svcs & Fac	<i>Area:</i> Village One	<i>Status:</i> Active
<i>Classification:</i> Improvements	<i>Manager:</i> Dion, Victoria Michelle	<i>Const. Code:</i> Not Awarded

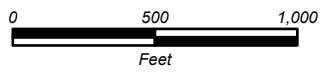
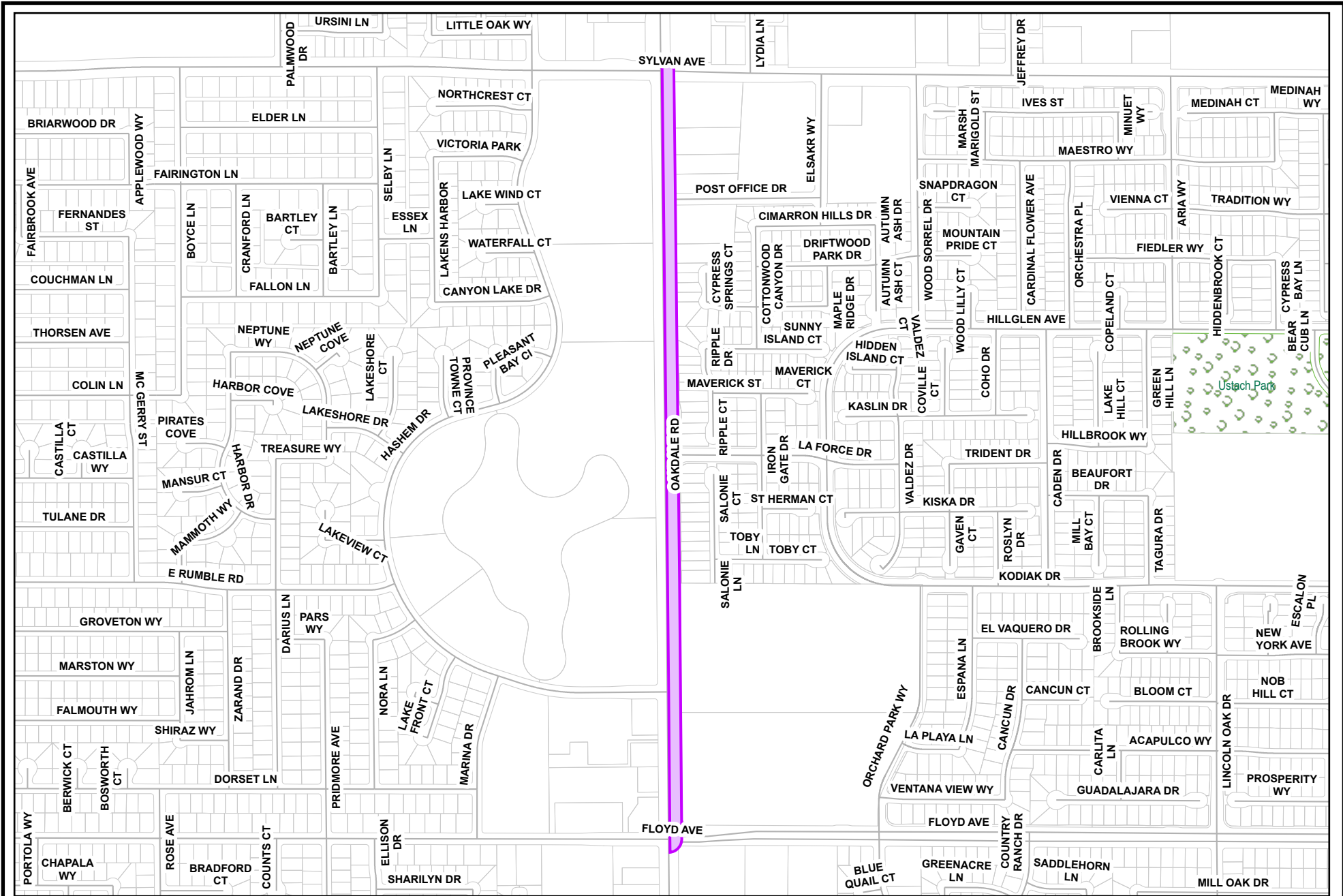
Proj Desc: This project provides funding to construct full road improvements along the south side of Sylvan Ave. between Oakdale Rd. and Wood Sorrell. Eliminate the bottleneck on the south side of Sylvan Ave. just east of Elsakar Way. A portion of this project was constructed by a developer. Developer was reimbursed per the terms of the Acquisition and Shortfall agreement with the CFD. Remainder of project includes right-of-way acquisition, utility, utility relocation, and road widening just west of Wood Sorrell. This project is funded with Village One #2 one-time tax money. This project was previously 100093 held in fund 3290. Developer to construct remaining improvements

Proj Stat: Portion of project is complete. Remainder of project was constructed by developer in 2021 through an Acquisition and Shortfall Agreement.

Revenues	Budget	Actuals+Commit	Available	Prop. Inc./Dec. for 25-26	Bud + Prop. Incr/Decr	Avail.+ Prop. Incr/Decr	26-27	27-28	28-29	29-30	Total Budgeted up to 2030
47052 Special Assessments - CFD One-Time Capital Tax	145,700	0	145,700	0	145,700	145,700	0	0	0	0	145,700
Revenue Totals:	145,700	0	145,700	0	145,700	145,700	0	0	0	0	145,700

Expenditures	Budget	Actual+Commit	Available	Prop. Inc./Dec. for 25-26	Budget+Prop. Inc./Dec.	Avail.+Prop. Inc./Dec.	26-27	27-28	28-29	29-30	Total Budgeted up to 2030
CA Construction Admin	128,496	18,496	110,000	0	128,496	110,000	0	0	0	0	128,496
CON Construction	1,170,500	109,700	1,060,800	0	1,170,500	1,060,800	0	0	0	0	1,170,500
CTGY-CIP Contingency - CIP	160,000	0	160,000	0	160,000	160,000	0	0	0	0	160,000
DR Develop Reimburse	526,996	477,126	49,870	0	526,996	49,870	0	0	0	0	526,996
EDA Eng/Design/Admin	110,929	1,500	109,429	0	110,929	109,429	0	0	0	0	110,929
ENV CIP - Environmental	0	0	0	0	0	0	0	0	0	0	0
LA Land Acquisition	60,000	0	60,000	0	60,000	60,000	0	0	0	0	60,000
UE Utility and EIR	110,000	0	110,000	0	110,000	110,000	0	0	0	0	110,000
Expenditure Totals:	2,266,921	606,822	1,660,099	0	2,266,921	1,660,099	0	0	0	0	2,266,921

Fund Balance Required	Budget+Prop. Inc./Dec.	Available+Prop. Inc./Dec.
Village One #2 CFD Fund - Capital	2,121,221	1,514,399



City of Modesto

Project #: 101075
 CED - Oakdale Rd from Floyd to Sylvan



Page Number: 188



City of Modesto: 2026-30 Capital Improvement Program

CED - Oakdale Rd from Floyd to Sylvan

101075

Capital Un-sponsored

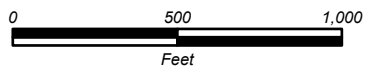
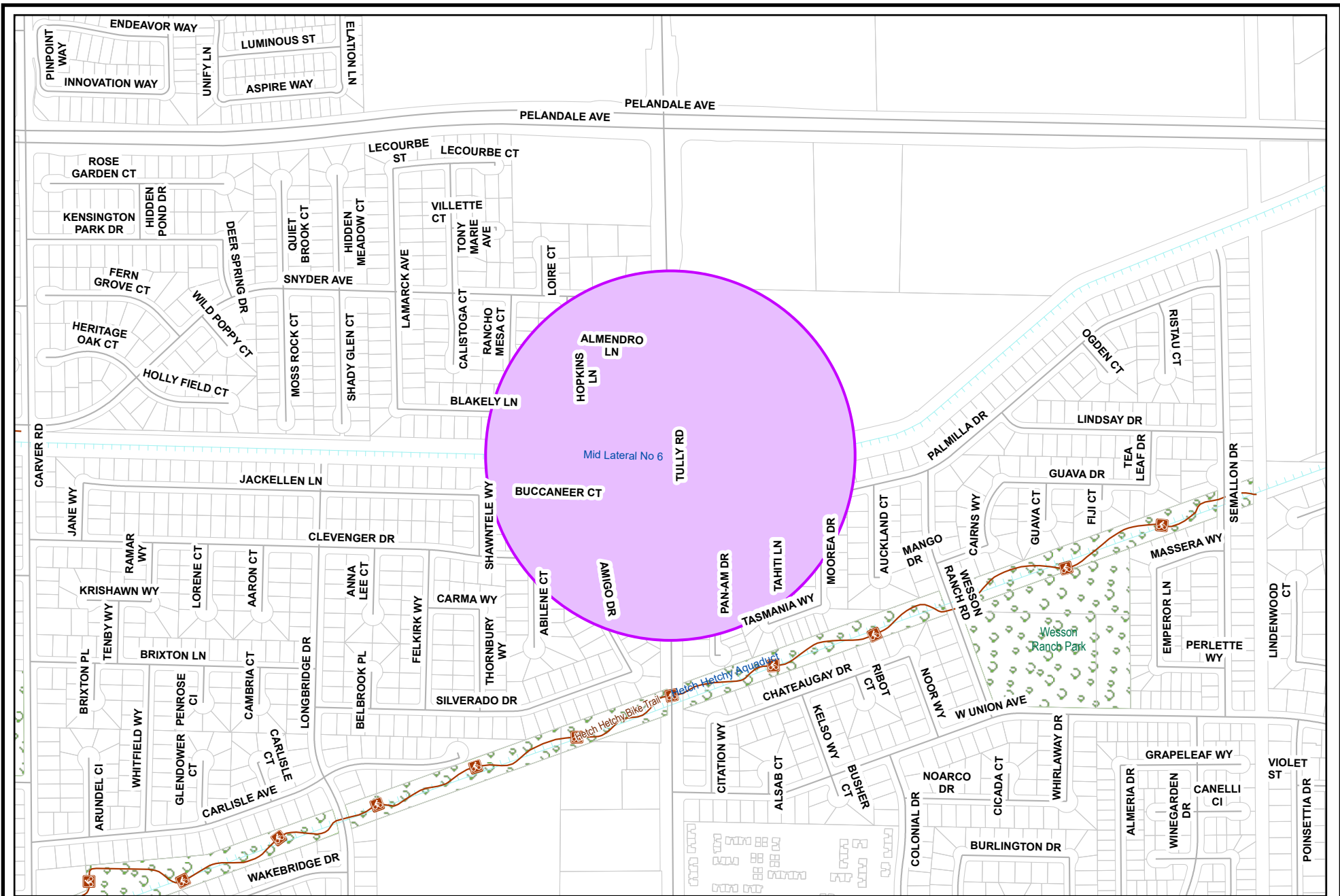
<i>Cost Center:</i> 14999	<i>Category:</i> CFD Road Improvements	<i>Start Date:</i>
<i>Hosting Fund:</i> Village One #2 CFD Fund - Capital	<i>Type Class:</i> CFD Road Improvements	<i>End Date:</i>
<i>Element Listing:</i> Comm Svcs & Fac	<i>Area:</i> Village One	<i>Status:</i> Active
<i>Classification:</i> Improvements	<i>Manager:</i> Sacuskie, Michael Wayne	<i>Const. Code:</i> Not Awarded

Proj Desc: This project will provide funding to construct full road improvements along the east side of Oakdale Road from Floyd Ave. to Sylvan Ave. including the installation of a landscaped median. A portion of this project was constructed by a developer. The developer was reimbursed per the terms set forth in the Acquisition and Shortfall Agreement with the CFD. This project was previously project 100098 held in fund 3290.

Proj Stat: Survey work has been completed. Design parameters remain in question. Right-of-way acquisition and utility relocation are required.

Expenditures	Budget	Actual+Commit	Available	Prop. Inc./Dec. for 25-26	Budget+Prop. Inc./Dec.	Avail.+Prop. Inc./Dec.	26-27	27-28	28-29	29-30	Total Budgeted up to 2030
CA Construction Admin	190,218	25,426	164,792	0	190,218	164,792	0	0	0	0	190,218
CON Construction	1,992,819	337,819	1,655,000	0	1,992,819	1,655,000	0	0	0	0	1,992,819
CTGY-CIP Contingency - CIP	248,000	0	248,000	0	248,000	248,000	0	0	0	0	248,000
DR Develop Reimburse	2,635,322	2,635,322	0	0	2,635,322	0	0	0	0	0	2,635,322
EDA Eng/Design/Admin	388,801	139,160	249,641	0	388,801	249,641	0	0	0	0	388,801
ENV CIP - Environmental	50,000	0	50,000	0	50,000	50,000	0	0	0	0	50,000
LA Land Acquisition	373,131	76,131	297,000	0	373,131	297,000	0	0	0	0	373,131
UE Utility and EIR	0	0	0	0	0	0	0	0	0	0	0
Expenditure Totals:	5,878,291	3,213,859	2,664,432	0	5,878,291	2,664,432	0	0	0	0	5,878,291

Fund Balance Required	Budget+Prop. Inc./Dec.	Available+Prop. Inc./Dec.
Village One #2 CFD Fund - Capital	5,878,291	2,664,432



City of Modesto

Project #: 101089
 CED - Tully Rd. Safety Improvement Project



Page Number: 200



City of Modesto: 2026-30 Capital Improvement Program

CED - Tully Rd. Safety Improvement Project

101089

Capital Un-sponsored

<i>Cost Center:</i> 14999	<i>Category:</i> Traffic Circulation	<i>Start Date:</i> 2018
<i>Hosting Fund:</i> Measure L - Capital Projects-3300	<i>Type Class:</i> Maintenance	<i>End Date:</i> 2027
<i>Element Listing:</i> Comm Svcs & Fac	<i>Area:</i> Within City	<i>Status:</i> Active
<i>Classification:</i> Improvements	<i>Manager:</i> Soares, Phillip A	<i>Const. Code:</i> New or Future

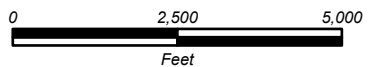
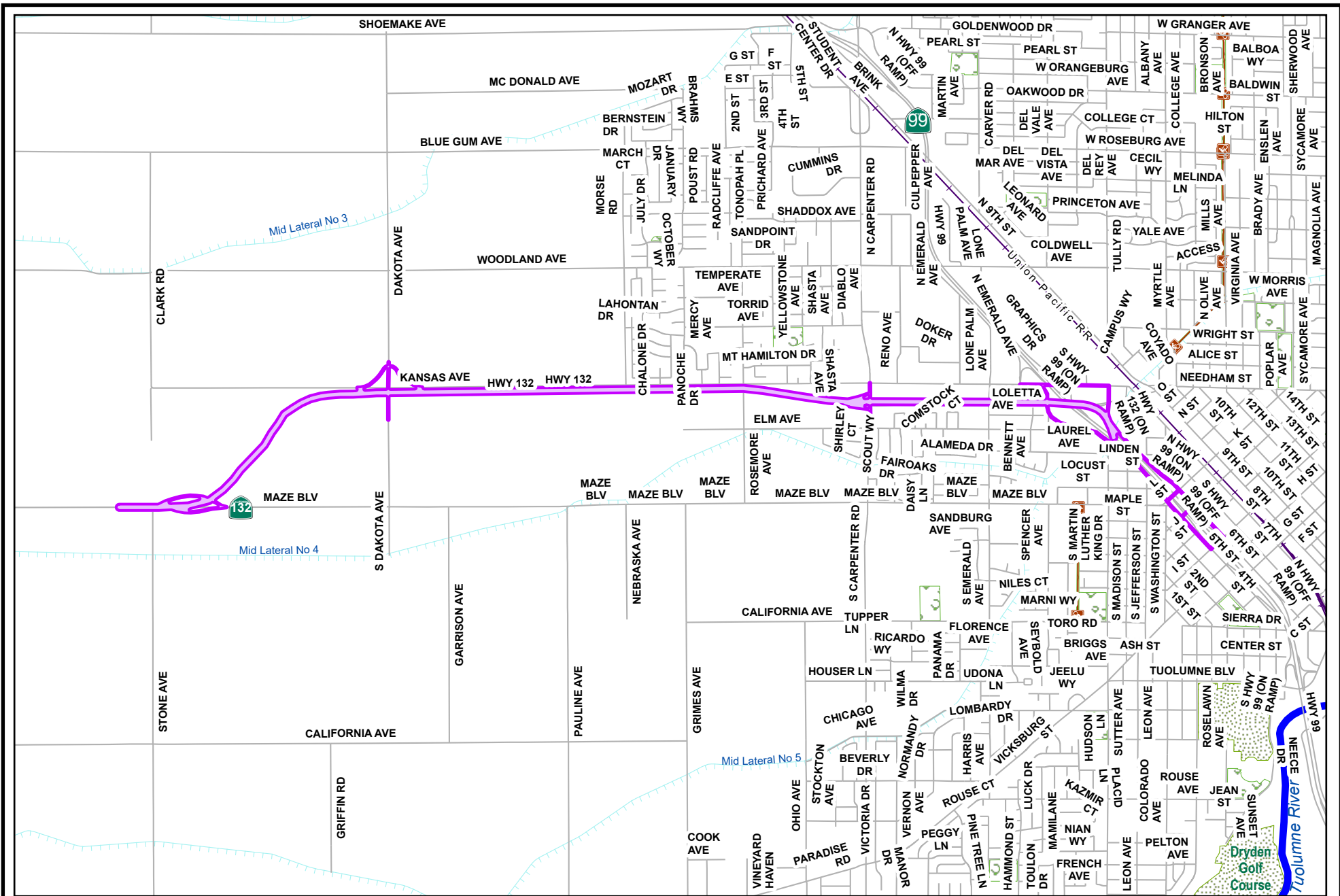
Proj Desc: This project will provide a safe method for pedestrians and bicyclist to cross Tully Road located approximately 1,520 feet south of the intersection of Pelandale Avenue

Proj Stat: Design is 95% complete. Anticipate bidding with Carver/Bangs (101073).

Revenues	Budget	Actuals+Commit	Available	Prop. Inc./Dec. for 25-26	Bud + Prop. Incr/Decr	Avail.+ Prop. Incr/Decr	26-27	27-28	28-29	29-30	Total Budgeted up to 2030
61410 Transfer In from Fund 1410	881,183	41,241	839,942	0	881,183	839,942	0	0	0	0	881,183
Revenue Totals:	881,183	41,241	839,942	0	881,183	839,942	0	0	0	0	881,183

Expenditures	Budget	Actual+Commit	Available	Prop. Inc./Dec. for 25-26	Budget+Prop. Inc./Dec.	Avail.+Prop. Inc./Dec.	26-27	27-28	28-29	29-30	Total Budgeted up to 2030
CA Construction Admin	100,000	0	100,000	0	100,000	100,000	0	0	0	0	100,000
CC Consultant Charges	25,462	25,462	0	0	25,462	0	0	0	0	0	25,462
CON Construction	600,000	0	600,000	0	600,000	600,000	0	0	0	0	600,000
CTGY-CIP Contingency - CIP	100,000	0	100,000	0	100,000	100,000	0	0	0	0	100,000
EDA Eng/Design/Admin	55,721	16,440	39,281	0	55,721	39,281	0	0	0	0	55,721
Expenditure Totals:	881,183	41,902	839,281	0	881,183	839,281	0	0	0	0	881,183

Fund Balance Required	Budget+Prop. Inc./Dec.	Available+Prop. Inc./Dec.
Measure L - Capital Projects-3300	0	-661



City of Modesto

Project #: 101119
 CED - State Route 132 West Expressway - CON



Page Number: 31



City of Modesto: 2026-30 Capital Improvement Program

CED - SR 132 West Expressway - CON-FHWA-CalTrans-TGHPLUL-5059(230)-2019-20.205 HWY Planning and CON

101119

Capital Un-sponsored

<i>Cost Center:</i> 14999	<i>Category:</i> Traffic Circulation	<i>Start Date:</i>
<i>Hosting Fund:</i> Capital Grants - Streets CIP Projects-3160	<i>Type Class:</i> Expressway Improvements	<i>End Date:</i>
<i>Element Listing:</i> Comm Dev	<i>Area:</i> System Wide	<i>Status:</i> Active
<i>Classification:</i> Improvements	<i>Manager:</i> Wells, Toby	<i>Const. Code:</i> Construction Completed

Proj Desc: Construct 2 lane expressway between Needham and Dakota Ave.

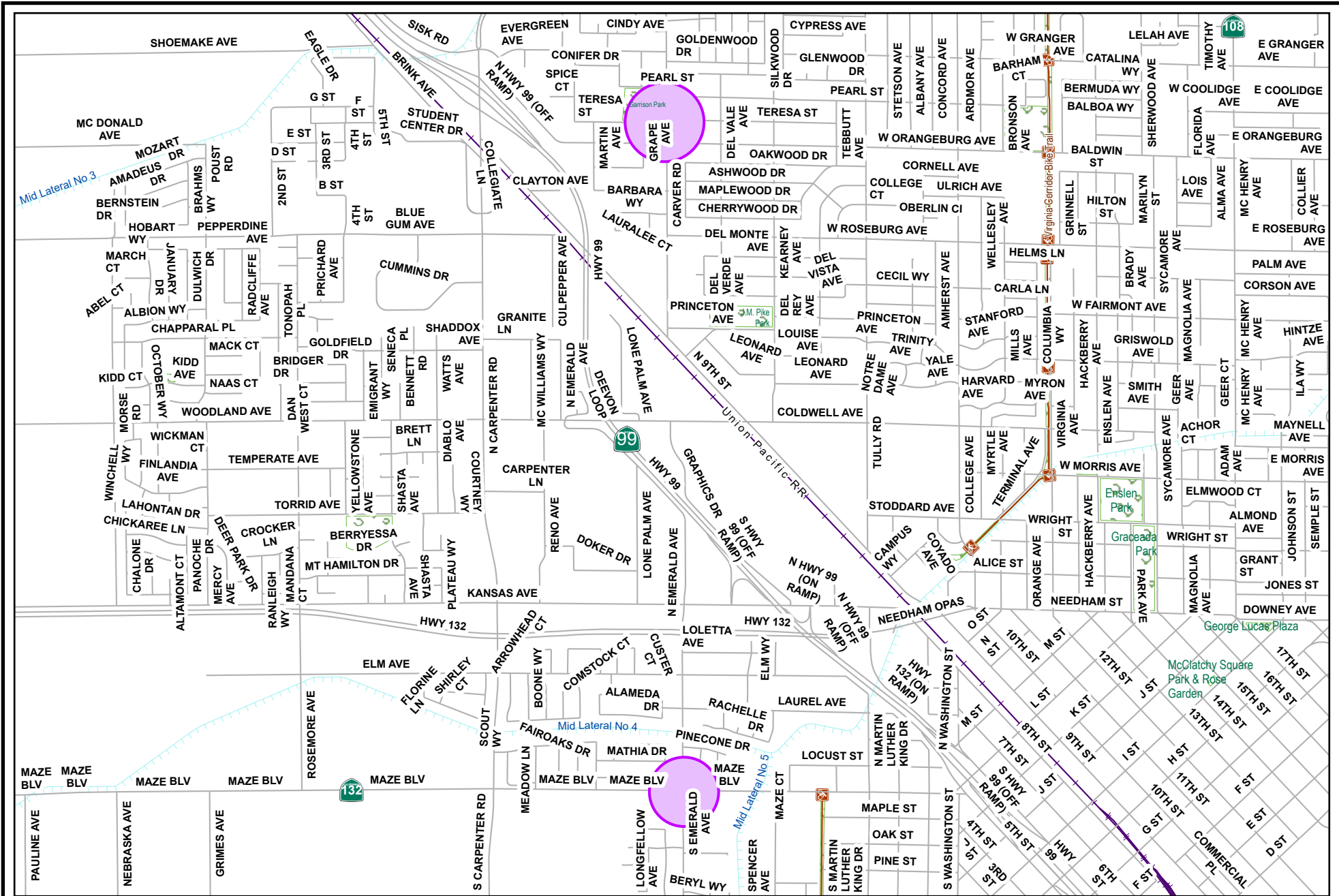
Proj Stat: Construction completed December 2023. Ongoing plant establishment until May 2025. Anticipated project acceptance 2025.

Revenues	Budget	Actuals+Commit	Available	Prop. Inc./Dec. for 25-26	Bud + Prop. Inc./Decr	Avail.+ Prop. Incr/Decr	26-27	27-28	28-29	29-30	Total Budgeted up to 2030
42110 Intergov - State - CA Department of Transportation	83,811,834	83,158,426	653,408	0	83,811,834	653,408	0	0	0	0	83,811,834
42330 Intergov - Measure L Regional Funds	31,800,000	29,069,213	2,730,787	0	31,800,000	2,730,787	0	0	0	0	31,800,000
63410 Transfer In from Fund 3410	9,870,886	1,523,700	8,347,186	0	9,870,886	8,347,186	0	0	0	0	9,870,886
Revenue Totals:	125,482,720	113,751,340	11,731,380	0	125,482,720	11,731,380	0	0	0	0	126,363,903

Expenditures	Budget	Actual+Commit	Available	Prop. Inc./Dec. for 25-26	Budget+Prop. Inc./Dec.	Avail.+Prop. Inc./Dec.	26-27	27-28	28-29	29-30	Total Budgeted up to 2030
CA-CFF CA-Streets CFF	6,451,839	272,052	6,179,787	0	6,451,839	6,179,787	0	0	0	0	6,451,839
CA-DOKKENML CA-DOKKEN Measure L	2,048,415	2,028,744	19,671	0	2,048,415	19,671	0	0	0	0	2,048,415
CA-STAFFML CA-STAFF Measure L	1,800,000	2,367,709	-567,709	0	1,800,000	-567,709	0	0	0	0	1,800,000
CA-WSPCFF CA-WSP Streets CFF	3,419,047	3,298,366	120,681	0	3,419,047	120,681	0	0	0	0	3,419,047
CA-WSPML CA-WSP Measure L	9,725,320	9,725,279	41	0	9,725,320	41	0	0	0	0	9,725,320
CON-DEMO CON-DEMO Grant	3,045,056	3,019,231	25,825	0	3,045,056	25,825	0	0	0	0	3,045,056
CON-KERNRIP CON-KERNRIP Grant	3,173,980	3,145,773	28,207	0	3,173,980	28,207	0	0	0	0	3,173,980
CON-ML CON-Measure L	14,517,714	13,856,641	661,073	0	14,517,714	661,073	0	0	0	0	14,517,714
CON-RIP CON-RIP Grant	36,654,024	36,295,804	358,220	0	36,654,024	358,220	0	0	0	0	36,654,024
CON-RSTP CON-RSTP Gratr	3,749,830	3,716,815	33,015	0	3,749,830	33,015	0	0	0	0	3,749,830
CON-SHOPP CON-SHOPP Grant	2,400,000	2,399,675	325	0	2,400,000	325	0	0	0	0	2,400,000
CON-SUPML CON-SUP Measure L	1,020,000	416,640	603,360	0	1,020,000	603,360	0	0	0	0	1,020,000
CON-TCEP CON-TCEP Grant	19,043,878	18,829,103	214,775	0	19,043,878	214,775	0	0	0	0	19,043,878
CON-TIGER CON-TIGER Grant	8,161,662	8,086,167	75,495	0	8,161,662	75,495	0	0	0	0	8,161,662
CTGY-CIP Contingency - CIP	9,074,615	7,273,305	1,801,310	120	9,074,615	1,801,310	0	0	0	0	9,074,615
CTGY-PROJECTML CTGY-PROJECTML	1,197,340	1,072,767	124,573	0	1,197,340	124,573	0	0	0	0	1,197,340

Expenditure Totals:	125,482,720	115,804,074	9,678,646	0	125,482,720	9,678,646	0	0	0	0	125,482,720
=====											
Fund Balance Required					Budget+Prop. Inc./Dec.	Available+Prop. Inc./Dec.					

Capital Grants - Streets CIP Projects-3160					0	-2,052,735					



City of Modesto

Project #: 101122
 PW - Installation of 2 Rectangular Rapid



Page Number: 219



City of Modesto: 2026-30 Capital Improvement Program

PW - Installation of 2 Rectangular Rapid Flashing Beacons (Carver Rd and Emerald Ave)

101122

Capital Un-sponsored

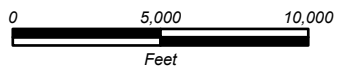
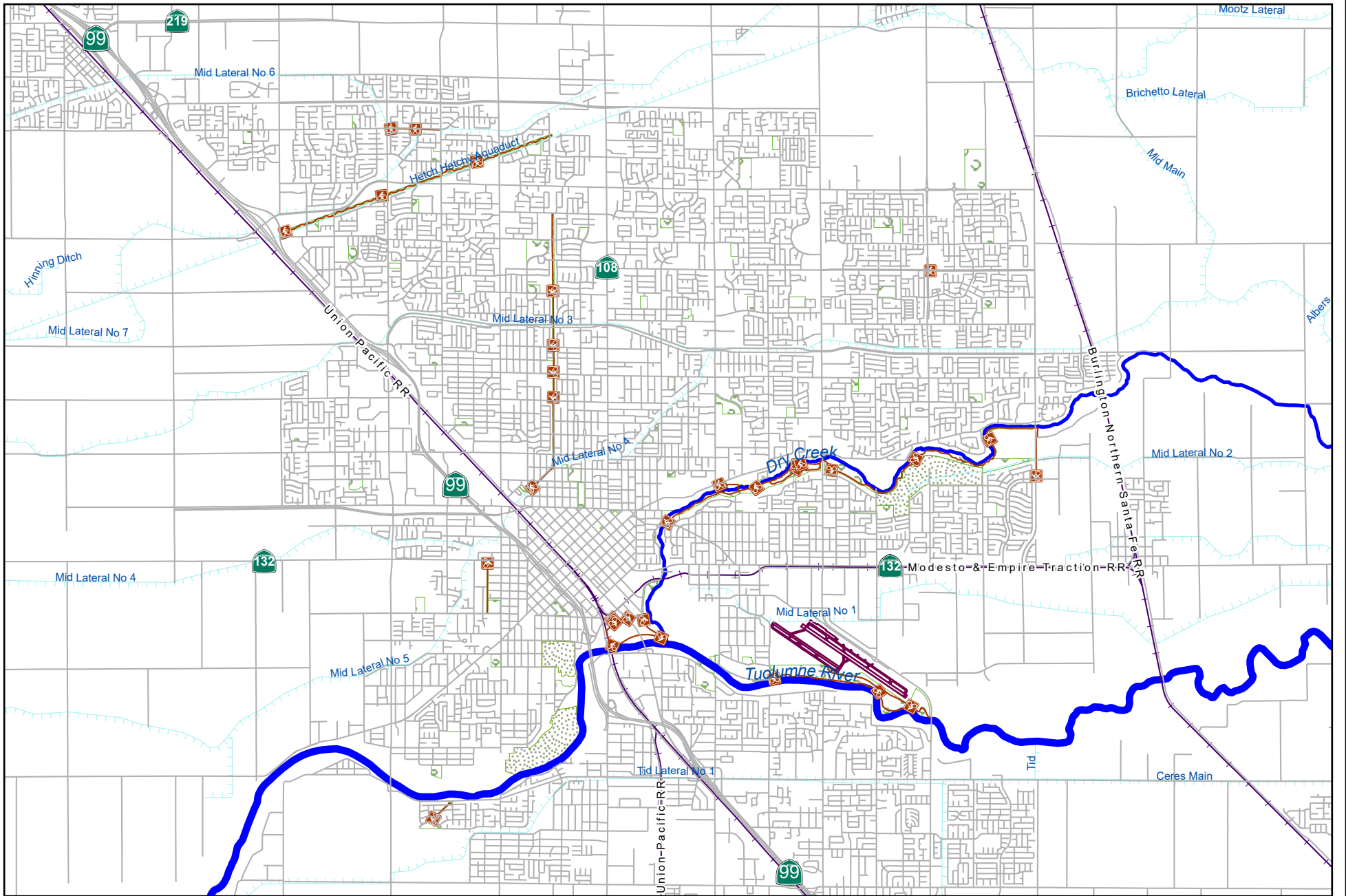
<i>Cost Center:</i> 59999	<i>Category:</i> Traffic Circulation	<i>Start Date:</i>
<i>Hosting Fund:</i> Measure L - Capital Projects-3300	<i>Type Class:</i> Traffic Control Devices	<i>End Date:</i>
<i>Element Listing:</i> Public Safety	<i>Area:</i> Within City	<i>Status:</i> Closed
<i>Classification:</i> Improvements	<i>Manager:</i> Collins, Scott R	<i>Const. Code:</i> New or Future

Proj Desc:
Proj Stat: Closed 12-23-2021

Revenues	Budget	Actuals+Commit	Available	Prop. Inc./Dec. for 25-26	Bud + Prop. Incr/Decr	Avail.+ Prop. Incr/Decr	26-27	27-28	28-29	29-30	Total Budgeted up to 2030
61410 Transfer In from Fund 1410	9,971	9,970	1	0	9,971	1	0	0	0	0	9,971
Revenue Totals:	9,971	9,970	1	0	9,971	1	0	0	0	0	9,971

Expenditures	Budget	Actual+Commit	Available	Prop. Inc./Dec. for 25-26	Budget+Prop. Inc./Dec.	Avail.+Prop. Inc./Dec.	26-27	27-28	28-29	29-30	Total Budgeted up to 2030
CA Construction Admin	0	0	0	0	0	0	0	0	0	0	0
CON Construction	0	0	0	0	0	0	0	0	0	0	0
CTGY-CIP Contingency - CIP	0	0	0	0	0	0	0	0	0	0	0
EDA Eng/Design/Admin	9,971	9,970	1	0	9,971	1	0	0	0	0	9,971
Expenditure Totals:	9,971	9,970	1	0	9,971	1	0	0	0	0	9,971

Fund Balance Required	Budget+Prop. Inc./Dec.	Available+Prop. Inc./Dec.
Measure L - Capital Projects-3300	0	0



City of Modesto

Project #: 101123
 PW - Fiber Drop Traffic Signal Cabinet



Page Number: 220



City of Modesto: 2026-30 Capital Improvement Program

PW - Fiber Drop Traffic Signal Cabinet

101123
Capital Un-sponsored

<i>Cost Center:</i> 59999	<i>Category:</i> Traffic Circulation	<i>Start Date:</i>
<i>Hosting Fund:</i> Measure L - Capital Projects-3300	<i>Type Class:</i> Traffic Signal Coordination	<i>End Date:</i>
<i>Element Listing:</i> Comm Dev	<i>Area:</i> Within City	<i>Status:</i> Closed
<i>Classification:</i> Improvements	<i>Manager:</i> Collins, Scott R	<i>Const. Code:</i> New or Future

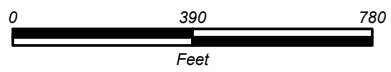
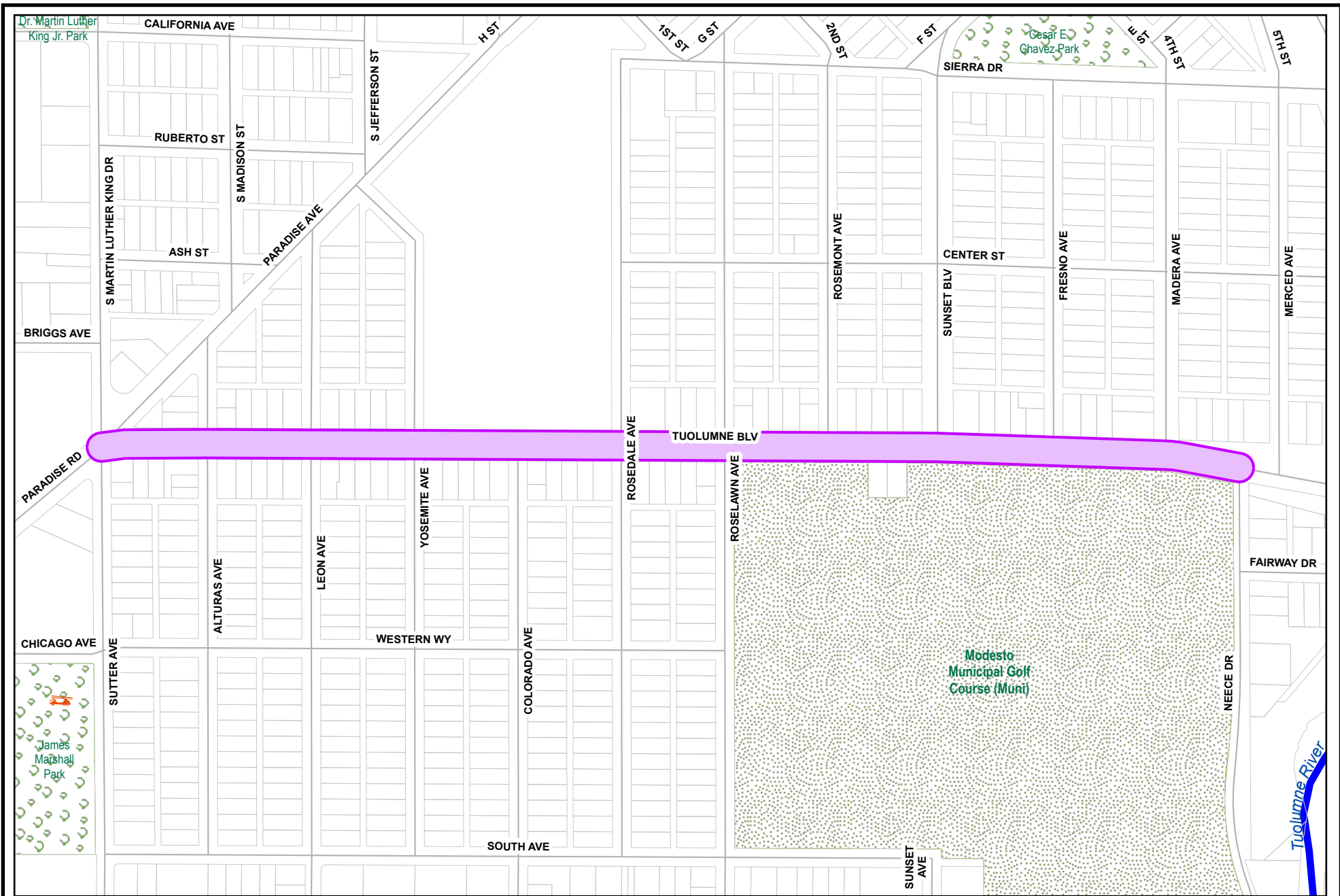
Proj Desc: Cut and splice onto existing fiber optic back bone. Bringing fiber optic cable into traffic signal cabinets along Briggmore, Standiford/Sylvan, and Oakdale.

Proj Stat: Project complete, neet to close

Revenues	Budget	Actuals+Commit	Available	Prop. Inc./Dec. for 25-26	Bud + Prop. Incr/Decr	Avail.+ Prop. Incr/Decr	26-27	27-28	28-29	29-30	Total Budgeted up to 2030
61410 Transfer In from Fund 1410	240,321	240,321	0	0	240,321	0	0	0	0	0	240,321
Revenue Totals:	240,321	240,321	0	0	240,321	0	0	0	0	0	240,321

Expenditures	Budget	Actual+Commit	Available	Prop. Inc./Dec. for 25-26	Budget+Prop. Inc./Dec.	Avail.+Prop. Inc./Dec.	26-27	27-28	28-29	29-30	Total Budgeted up to 2030
CON Construction	239,535	239,535	0	0	239,535	0	0	0	0	0	239,535
EDA Eng/Design/Admin	786	786	0	0	786	0	0	0	0	0	786
Expenditure Totals:	240,321	240,321	0	0	240,321	0	0	0	0	0	240,321

Fund Balance Required	Budget+Prop. Inc./Dec.	Available+Prop. Inc./Dec.
Measure L - Capital Projects-3300	0	0



City of Modesto
 Project #: 101157
 CED-Tuolumne Blvd. Pavement



Page Number: 232



City of Modesto: 2026-30 Capital Improvement Program

CED-Tuolumne Blvd. Pavement Rehabilitation from Paradise Rd to Neece Dr. - FHWA-CalTrans-SPTL-5059(234)-2019-20.205 HWY Planning and Con - Capital/Non-Capital Mix

101157

Capital Un-sponsored

<i>Cost Center:</i> 14999	<i>Category:</i> Traffic Circulation	<i>Start Date:</i>
<i>Hosting Fund:</i> Capital Grants - Streets CIP Projects-3160	<i>Type Class:</i> Infrastructure Preservation	<i>End Date:</i>
<i>Element Listing:</i> Comm Dev	<i>Area:</i> Within City	<i>Status:</i> New
<i>Classification:</i> Maintenance	<i>Manager:</i> Soares, Phillip A	<i>Const. Code:</i> New or Future

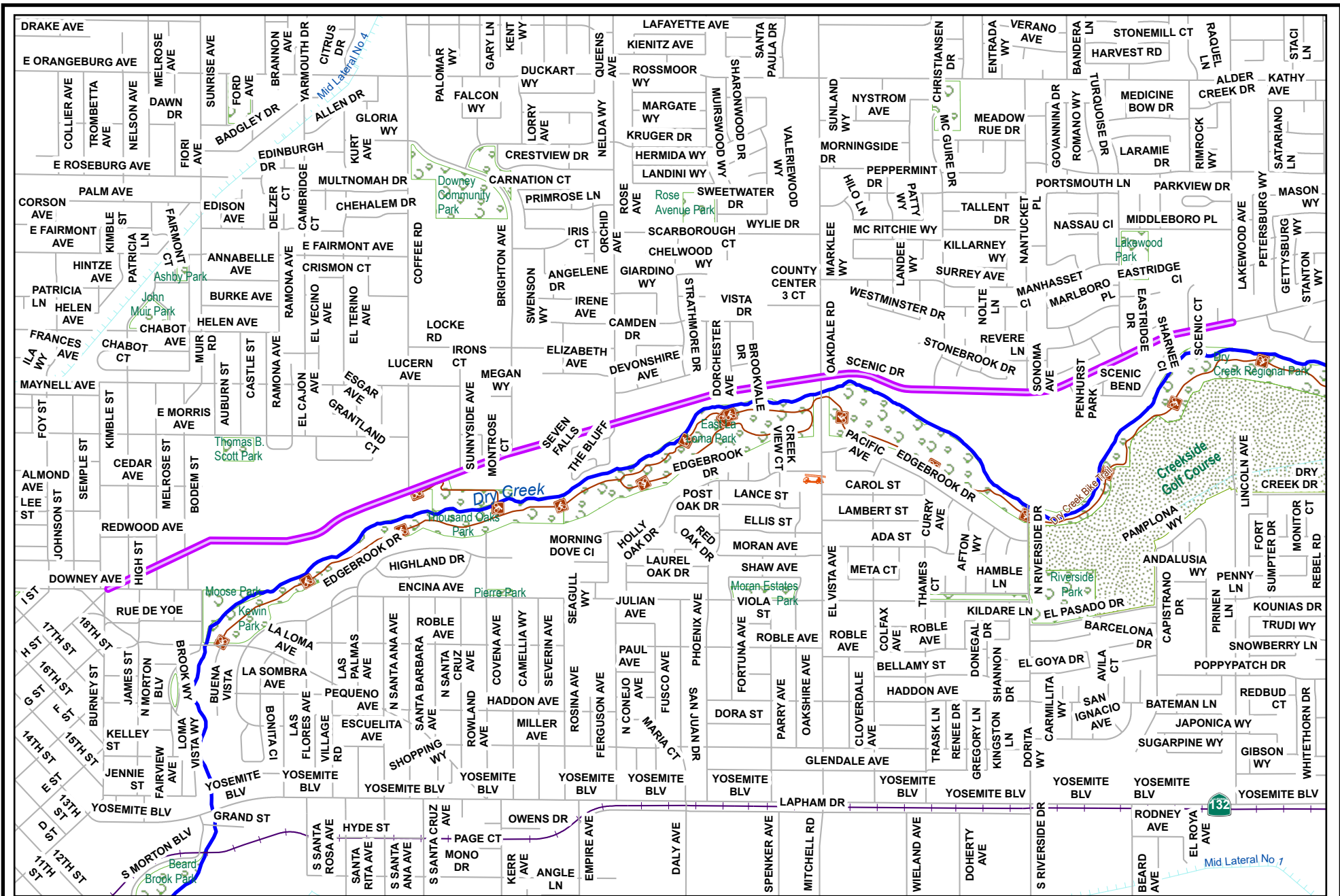
Proj Desc: This is a federally-funded pavement rehabilitation project utilizing RSTP funds. FHWA-CalTrans-STPL-5059 (234)

Proj Stat: In design.

Revenues	Budget	Actuals+Commit	Available	Prop. Inc./Dec. for 25-26	Bud + Prop. Inc./Decr	Avail.+ Prop. Incr/Decr	26-27	27-28	28-29	29-30	Total Budgeted up to 2030
42110 Intergov - State - CA Department of Transportation	300,000	300,000	0	0	300,000	0	0	0	0	0	300,000
61410 Transfer In from Fund 1410	3,525,893	0	3,525,893	0	3,525,893	3,525,893	0	0	0	0	3,525,893
Revenue Totals:	3,825,893	300,000	3,525,893	0	3,825,893	3,525,893	0	0	0	0	4,066,214

Expenditures	Budget	Actual+Commit	Available	Prop. Inc./Dec. for 25-26	Budget+Prop. Inc./Dec.	Avail.+Prop. Inc./Dec.	26-27	27-28	28-29	29-30	Total Budgeted up to 2030
CON Construction	3,525,893	0	3,525,893	0	3,525,893	3,525,893	0	0	0	0	3,525,893
EDA Eng/Design/Admin	300,000	403,473	-103,473	0	300,000	-103,473	0	0	0	0	300,000
Expenditure Totals:	3,825,893	403,473	3,422,420	0	3,825,893	3,422,420	0	0	0	0	3,825,893

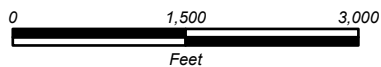
Fund Balance Required	Budget+Prop. Inc./Dec.	Available+Prop. Inc./Dec.
Capital Grants - Streets CIP Projects-3160	0	-103,473



City of Modesto

Project #: 101169

CED - Scenic Drive Pavement Rehabilitation



City of Modesto: 2026-30 Capital Improvement Program

CED - Scenic Drive Pavement Rehabilitation Phase 2 (Downey Ave to Lakewood Ave)

101169

Capital Un-sponsored

<i>Cost Center:</i> 14999	<i>Category:</i> Traffic Circulation	<i>Start Date:</i>
<i>Hosting Fund:</i> Measure L - Capital Projects-3300	<i>Type Class:</i> Maintenance	<i>End Date:</i>
<i>Element Listing:</i> Comm Dev	<i>Area:</i> Within City	<i>Status:</i> New
<i>Classification:</i> Improvements	<i>Manager:</i> Soares, Phillip A	<i>Const. Code:</i> Under Construction

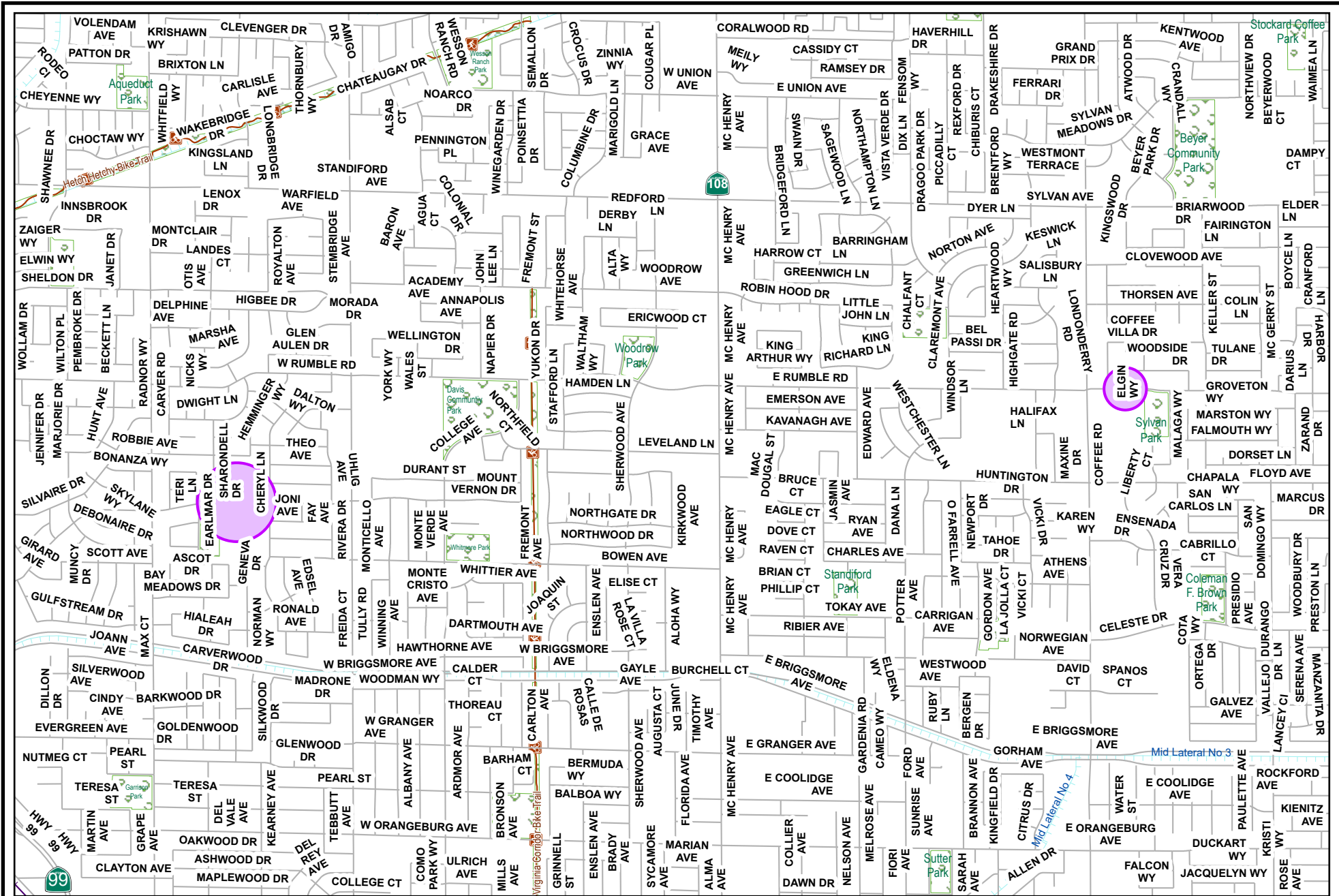
Proj Desc: Pavement rehabilitation on Scenic Drive from Downey Avenue to Lakewood Avenue, approximately 3.0 miles. Anticipated project improvements include roadway resurfacing and/or reconstruction, new signage and striping, ADA upgrades, and storm drainage system improvements.

Proj Stat: Project awarded to Bay Cities Paving & Grading Inc. at the 02/04/25 City Council Meeting.

Revenues	Budget	Actuals+Commit	Available	Prop. Inc./Dec. for 25-26	Bud + Prop. Incr/Decr	Avail.+ Prop. Incr/Decr	26-27	27-28	28-29	29-30	Total Budgeted up to 2030
61410 Transfer In from Fund 1410	7,722,545	890,517	6,832,028	0	7,722,545	6,832,028	0	0	0	0	7,722,545
Revenue Totals:	7,722,545	890,517	6,832,028	0	7,722,545	6,832,028	0	0	0	0	7,722,545

Expenditures	Budget	Actual+Commit	Available	Prop. Inc./Dec. for 25-26	Budget+Prop. Inc./Dec.	Avail.+Prop. Inc./Dec.	26-27	27-28	28-29	29-30	Total Budgeted up to 2030
CA Construction Admin	114,720	5,622	109,098	0	114,720	109,098	0	0	0	0	114,720
CC-CA Consultant Contract	419,994	0	419,994	0	419,994	419,994	0	0	0	0	419,994
CON Construction	5,403,854	0	5,403,854	0	5,403,854	5,403,854	0	0	0	0	5,403,854
CTGY-CIP Contingency - CIP	540,385	0	540,385	0	540,385	540,385	0	0	0	0	540,385
EDA Eng/Design/Admin	1,243,592	901,516	342,076	0	1,243,592	342,076	0	0	0	0	1,243,592
Expenditure Totals:	7,722,545	907,138	6,815,407	0	7,722,545	6,815,407	0	0	0	0	7,722,545

Fund Balance Required	Budget+Prop. Inc./Dec.	Available+Prop. Inc./Dec.
Measure L - Capital Projects-3300	0	-16,621



City of Modesto

Project #: 101175
 PW - School Crosswalk Beacon



City of Modesto: 2026-30 Capital Improvement Program

PW - School Crosswalk Beacon - Suspended

101175

Capital Un-sponsored

<i>Cost Center:</i> 59999	<i>Category:</i> Traffic Circulation	<i>Start Date:</i>
<i>Hosting Fund:</i> Measure L - Capital Projects-3300	<i>Type Class:</i> Traffic Control Devices	<i>End Date:</i>
<i>Element Listing:</i> Public Safety	<i>Area:</i> Within City	<i>Status:</i> New
<i>Classification:</i> Improvements	<i>Manager:</i> Collins, Scott R	<i>Const. Code:</i> New or Future

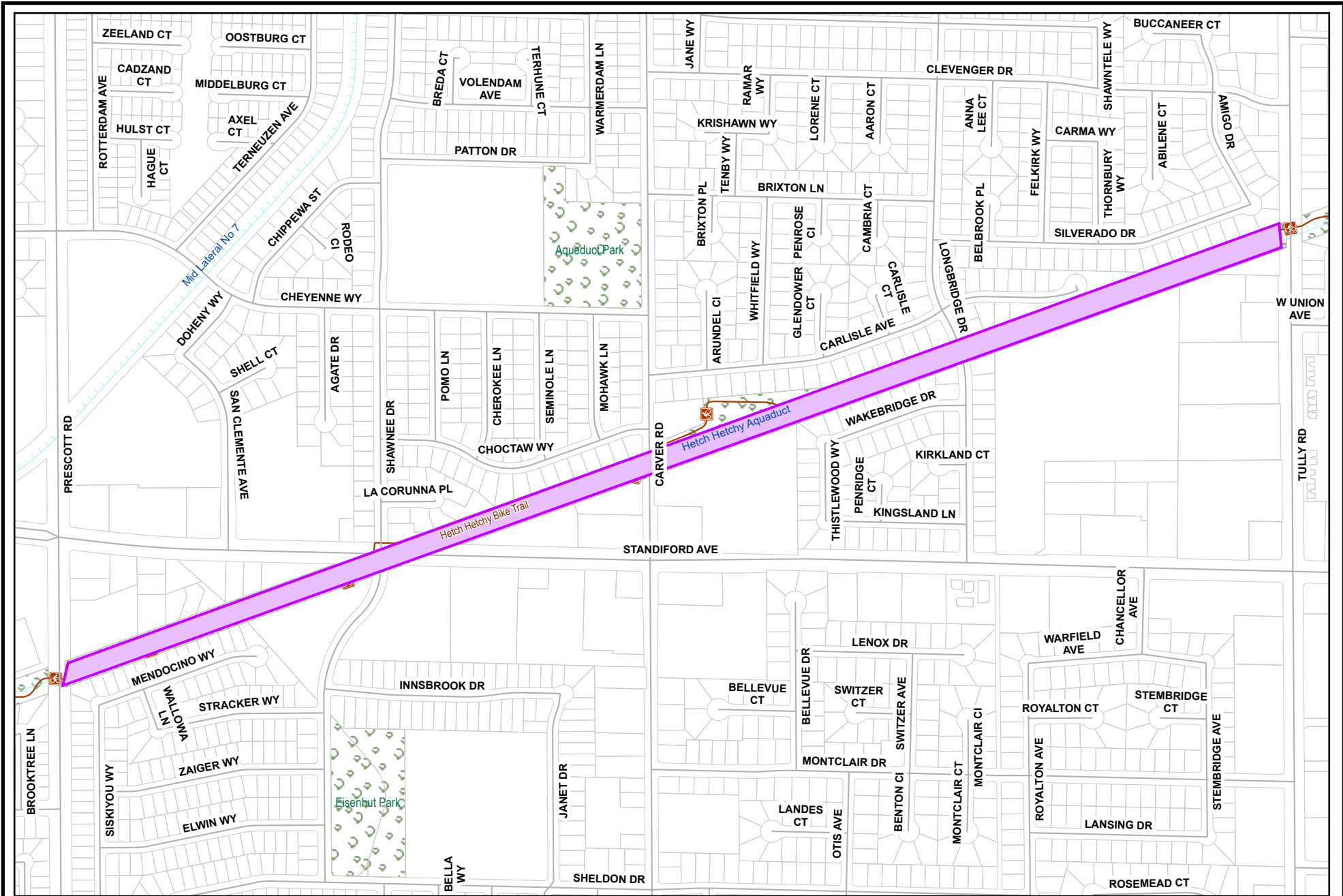
Proj Desc: Installation of two rectangular rapid flashing beacons and upgrade ADA improvements at Mt. Vernon (mid-block in front of Everett Elementary School) and Rumble/Bay.

Proj Stat: Closed

Revenues	Budget	Actuals+Commit	Available	Prop. Inc./Dec. for 25-26	Bud + Prop. Incr/Decr	Avail.+ Prop. Incr/Decr	26-27	27-28	28-29	29-30	Total Budgeted up to 2030
61410 Transfer In from Fund 1410	1,061,316	980,010	81,306	0	1,061,316	81,306	0	0	0	0	1,061,316
Revenue Totals:	1,061,316	980,010	81,306	0	1,061,316	81,306	0	0	0	0	1,061,316

Expenditures	Budget	Actual+Commit	Available	Prop. Inc./Dec. for 25-26	Budget+Prop. Inc./Dec.	Avail.+Prop. Inc./Dec.	26-27	27-28	28-29	29-30	Total Budgeted up to 2030
CA Construction Admin	122,851	99,718	23,133	0	122,851	23,133	0	0	0	0	122,851
CON Construction	744,555	744,555	0	0	744,555	0	0	0	0	0	744,555
CTGY-CIP Contingency - CIP	148,910	97,951	50,959	0	148,910	50,959	0	0	0	0	148,910
EDA Eng/Design/Admin	45,000	37,785	7,215	0	45,000	7,215	0	0	0	0	45,000
Expenditure Totals:	1,061,316	980,010	81,306	0	1,061,316	81,306	0	0	0	0	1,061,316

Fund Balance Required	Budget+Prop. Inc./Dec.	Available+Prop. Inc./Dec.
Measure L - Capital Projects-3300	0	0



City of Modesto

Project #: 101179

PW - HAWK System at Hetch-Hetchy on



Page Number: 245



City of Modesto: 2026-30 Capital Improvement Program

PW - HAWK System at Hetch-Hetchy on Tully and Prescott

101179

Capital Un-sponsored

<i>Cost Center:</i> 59999	<i>Category:</i> Traffic Circulation	<i>Start Date:</i>
<i>Hosting Fund:</i> Measure L - Capital Projects-3300	<i>Type Class:</i> Traffic Control Devices	<i>End Date:</i>
<i>Element Listing:</i> Public Safety	<i>Area:</i> Within City	<i>Status:</i> New
<i>Classification:</i> Improvements	<i>Manager:</i> Collins, Scott R	<i>Const. Code:</i> New or Future

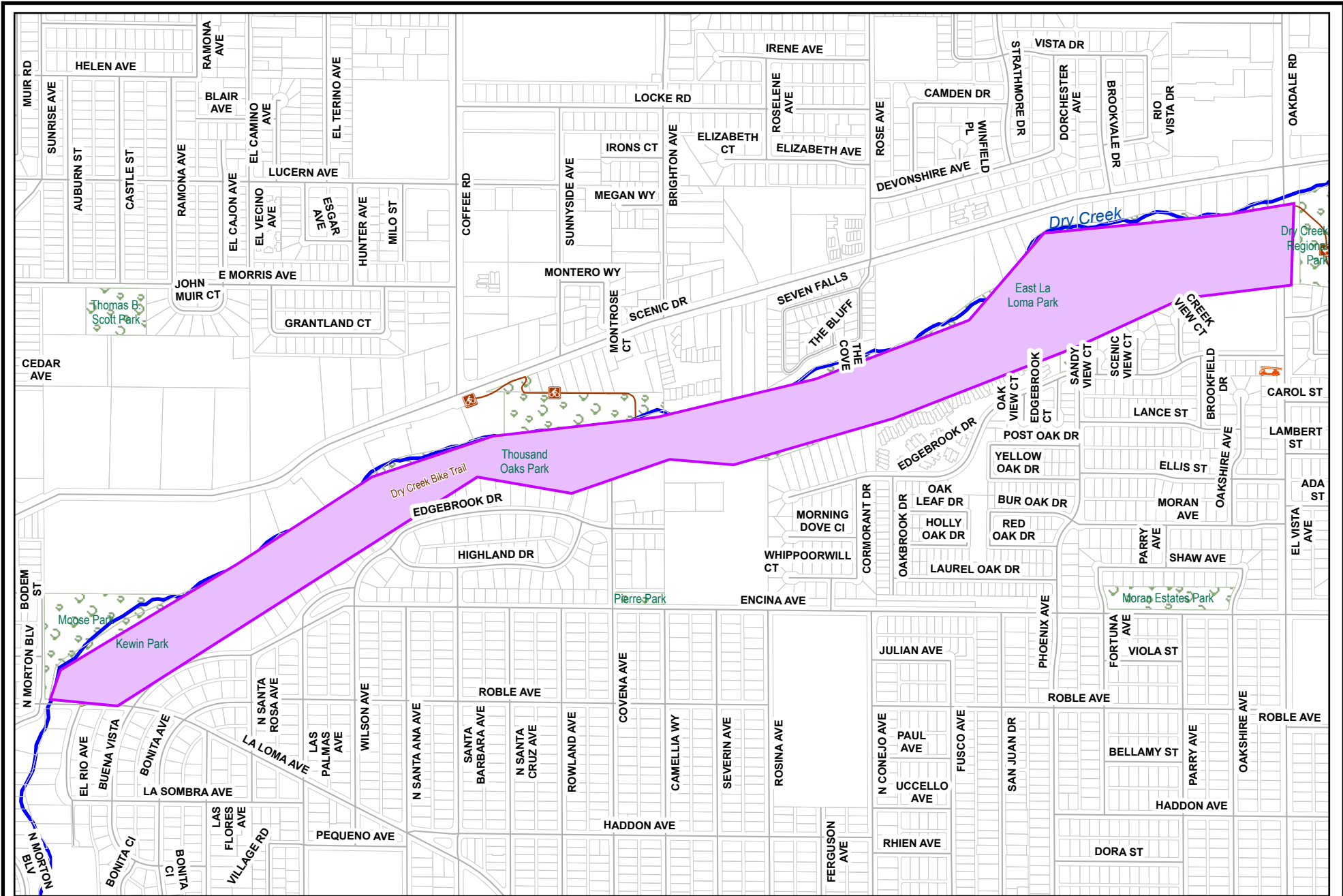
Proj Desc: Installation of a high intensity activated cross walk (HAWK) at Hetch-Hetchy on Tully and Prescott

Proj Stat: Closed

Revenues	Budget	Actuals+Commit	Available	Prop. Inc./Dec. for 25-26	Bud + Prop. Incr/Decr	Avail.+ Prop. Incr/Decr	26-27	27-28	28-29	29-30	Total Budgeted up to 2030
61410 Transfer In from Fund 1410	25,847	25,846	1	0	25,847	1	0	0	0	0	25,847
Revenue Totals:	25,847	25,846	1	0	25,847	1	0	0	0	0	25,847

Expenditures	Budget	Actual+Commit	Available	Prop. Inc./Dec. for 25-26	Budget+Prop. Inc./Dec.	Avail.+Prop. Inc./Dec.	26-27	27-28	28-29	29-30	Total Budgeted up to 2030
CA Construction Admin	0	0	0	0	0	0	0	0	0	0	0
CON Construction	0	0	0	0	0	0	0	0	0	0	0
CTGY-CIP Contingency - CIP	0	0	0	0	0	0	0	0	0	0	0
EDA Eng/Design/Admin	25,847	25,846	1	0	25,847	1	0	0	0	0	25,847
Expenditure Totals:	25,847	25,846	1	0	25,847	1	0	0	0	0	25,847

Fund Balance Required	Budget+Prop. Inc./Dec.	Available+Prop. Inc./Dec.
Measure L - Capital Projects-3300	0	0



City of Modesto

Project #: 101180
 CED - Dry Creek Trail Pavement



City of Modesto: 2026-30 Capital Improvement Program

CED - Dry Creek Trail Pavement Rehabilitation & ADA Upgrade Phase II

101180

Capital Un-sponsored

<i>Cost Center:</i> 14999	<i>Category:</i> Traffic Circulation	<i>Start Date:</i>
<i>Hosting Fund:</i> Measure L - Capital Projects-3300	<i>Type Class:</i> Maintenance	<i>End Date:</i>
<i>Element Listing:</i> Comm Dev	<i>Area:</i> Within City	<i>Status:</i> New
<i>Classification:</i> Improvements	<i>Manager:</i> Sacuskie, Michael Wayne	<i>Const. Code:</i> Under Construction

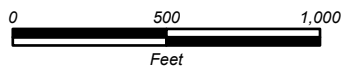
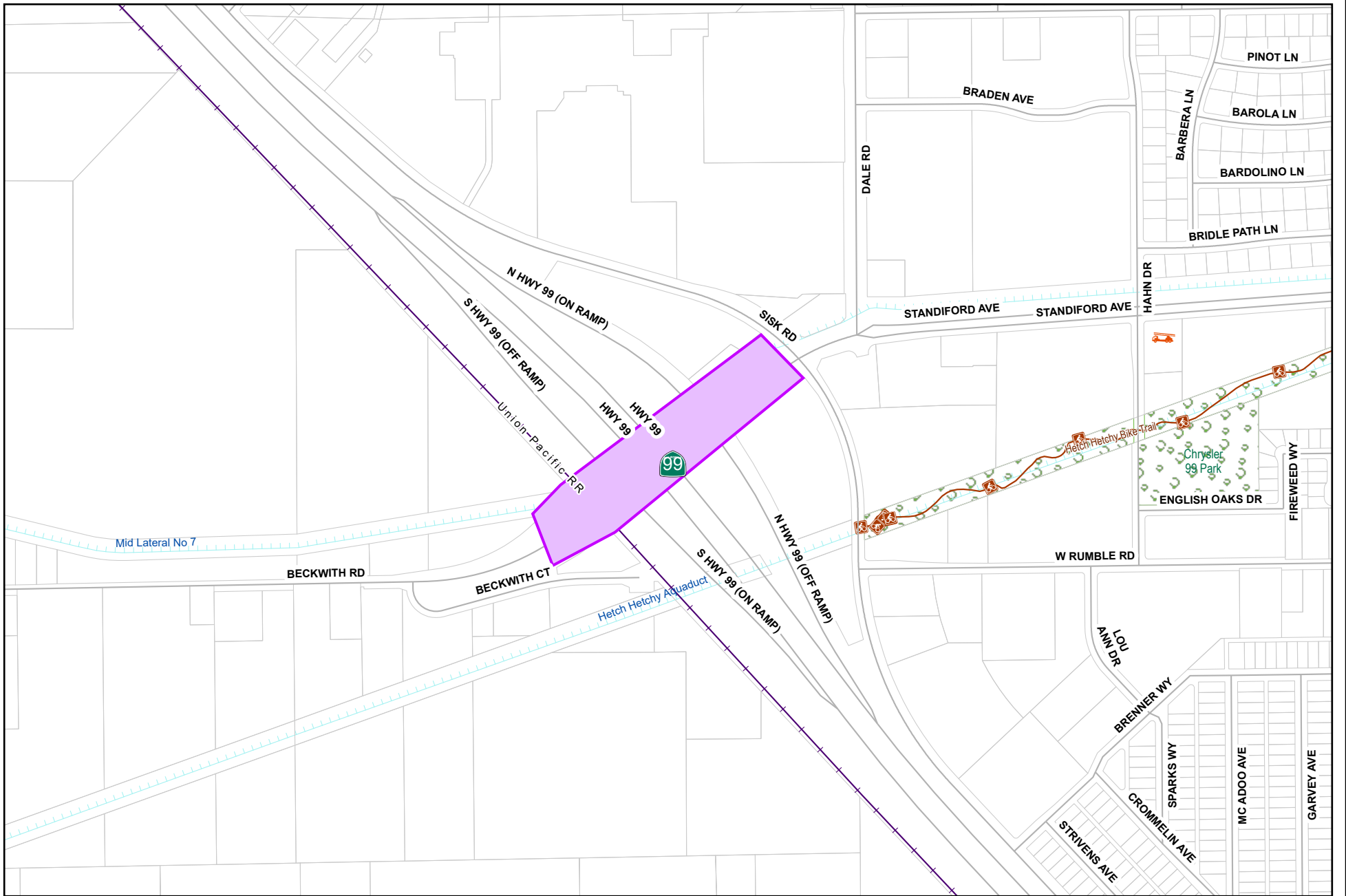
Proj Desc: Pavement rehabilitation project on Dry Creek Bike Path from Kewin Park to Thousand Oaks Park. The length of the project is 0.6 miles. This is the second part of a multi-year effort to rehabilitate the Dry Creek Trail from La Loma Avenue to El Vista Avenue. Anticipated project improvements include bike path widening and resurfacing, new striping, new signage, shoulder improvements and ADA access to two residential neighborhoods.

Proj Stat: Project awarded to Bay Cities Paving & Grading Inc. at the 02/04/25 City Council Meeting.

Revenues	Budget	Actuals+Commit	Available	Prop. Inc./Dec. for 25-26	Bud + Prop. Incr/Decr	Avail. + Prop. Incr/Decr	26-27	27-28	28-29	29-30	Total Budgeted up to 2030
61410 Transfer In from Fund 1410	1,459,173	118,312	1,340,861	0	1,459,173	1,340,861	0	0	0	0	1,459,173
61420 Transfer in from Fund 1420	75,000	75,000	0	0	75,000	0	0	0	0	0	75,000
Revenue Totals:	1,534,173	193,312	1,340,861	0	1,534,173	1,340,861	0	0	0	0	1,560,020

Expenditures	Budget	Actual+Commit	Available	Prop. Inc./Dec. for 25-26	Budget+Prop. Inc./Dec.	Avail.+Prop. Inc./Dec.	26-27	27-28	28-29	29-30	Total Budgeted up to 2030
CA Construction Admin	18,425	259	18,166	0	18,425	18,166	0	0	0	0	18,425
CC-CA Consultant Charges	70,573	0	70,573	0	70,573	70,573	0	0	0	0	70,573
CON Construction	907,834	0	907,834	0	907,834	907,834	0	0	0	0	907,834
CTGY-CIP Contingency - CIP	90,783	0	90,783	0	90,783	90,783	0	0	0	0	90,783
EDA Eng/Design/Admin	446,558	195,716	250,842	0	446,558	250,842	0	0	0	0	446,558
Expenditure Totals:	1,534,173	195,975	1,338,198	0	1,534,173	1,338,198	0	0	0	0	1,534,173

Fund Balance Required	Budget+Prop. Inc./Dec.	Available+Prop. Inc./Dec.
Measure L - Capital Projects-3300	0	-2,663



City of Modesto
 Project #: 101182
 CED - Standiford Interchange Project



Page Number: 247



City of Modesto: 2026-30 Capital Improvement Program

CED - Standiford Interchange Project Initialization Documents

101182

Capital Un-sponsored

<i>Cost Center:</i> 14999	<i>Category:</i> Traffic Circulation	<i>Start Date:</i>
<i>Hosting Fund:</i> Streets Capital Facility Fee Fund-3410	<i>Type Class:</i> Major Street Improvements	<i>End Date:</i>
<i>Element Listing:</i> Comm Dev	<i>Area:</i> Within City	<i>Status:</i> New
<i>Classification:</i> Improvements	<i>Manager:</i> Wells, Toby	<i>Const. Code:</i> New or Future

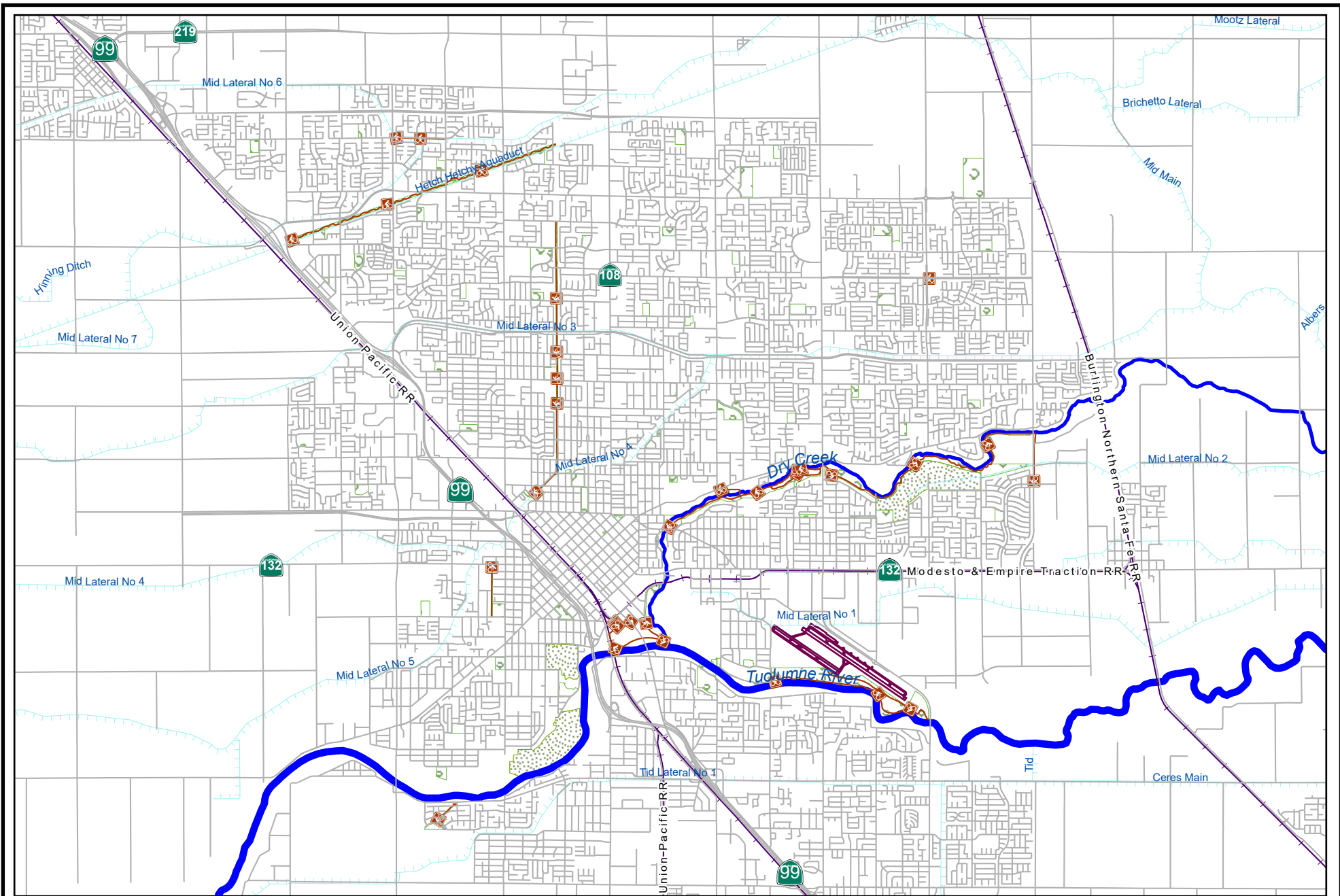
Proj Desc: This first phase of the project will provide funding for the Project Initiation Document (PID). Upon completion of the PID, the PA&ED Phase will begin. Work may include but is not limited to scoping the project, hiring a consultant to prepare the PID and complete the PA&ED phase of the project. This project be funded by CFF, Regional Measure L and Federal grants.

Proj Stat: To City Council awarded consultant contract to WMH in April 2023. PID to be completed Summer 2024. PAED to be completed 2026.

Revenues	Budget	Actuals+Commit	Available	Prop. Inc./Dec. for 25-26	Bud + Prop. Incr/Decr	Avail.+ Prop. Incr/Decr	26-27	27-28	28-29	29-30	Total Budgeted up to 2030
42455 Intergov - Local - StanCOG	1,098,000	0	1,098,000	0	1,098,000	1,098,000	0	0	0	0	1,098,000
Revenue Totals:	1,098,000	0	1,098,000	0	1,098,000	1,098,000	0	0	0	0	1,098,000

Expenditures	Budget	Actual+Commit	Available	Prop. Inc./Dec. for 25-26	Budget+Prop. Inc./Dec.	Avail.+Prop. Inc./Dec.	26-27	27-28	28-29	29-30	Total Budgeted up to 2030
Caltrans-PID Project Development	50,000	50,237	-237	0	50,000	-237	0	0	0	0	50,000
EDA Eng/Design/Admin	250,000	63,993	186,007	0	250,000	186,007	0	0	0	0	250,000
EDA-WMH Eng/Design/Admin WMH	6,450,665	2,698,384	3,752,281	0	6,450,665	3,752,281	0	0	0	0	6,450,665
PD Project Development	347,335	149,095	198,240	0	347,335	198,240	0	0	0	0	347,335
Expenditure Totals:	7,098,000	2,961,708	4,136,292	0	7,098,000	4,136,292	0	0	0	0	7,098,000

Fund Balance Required	Budget+Prop. Inc./Dec.	Available+Prop. Inc./Dec.
Streets Capital Facility Fee Fund-3410	6,000,000	3,038,292



City of Modesto

Project #: 101186
 PW - Upgrade Traffic Signals - 2019-FHWA-



Page Number: 248



City of Modesto: 2026-30 Capital Improvement Program

**PW - Upgrade Traffic Signals - 2019-FHWA-CalTrans-CML-5059(236)-2019-20.205 HWY
Planning and Con**

101186

Capital Un-sponsored

<i>Cost Center:</i> 59999	<i>Category:</i> Traffic Circulation	<i>Start Date:</i>
<i>Hosting Fund:</i> Capital Grants - Streets CIP Projects-3160	<i>Type Class:</i> Traffic Signals	<i>End Date:</i>
<i>Element Listing:</i> Comm Dev	<i>Area:</i> Within City	<i>Status:</i> New
<i>Classification:</i> Improvements	<i>Manager:</i> Collins, Scott R	<i>Const. Code:</i> New or Future

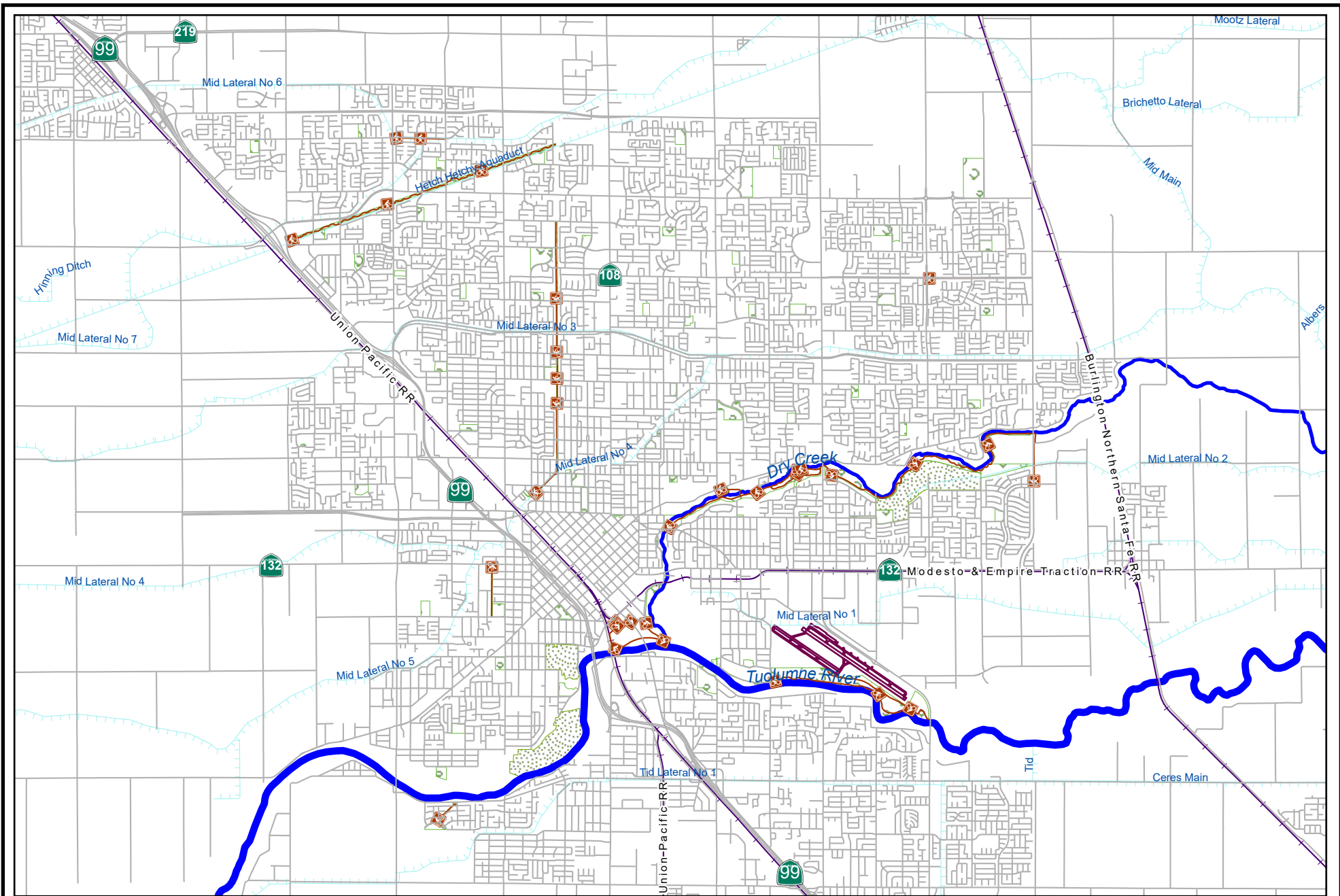
Proj Desc: Upgrade traffic signal equipment, ADA standards, and communications at the following intersections: Blue Gum/Carpenter, I/14th, I/17th, G/12th, and G/17th.

Proj Stat: Project under construction. 70% complete

Revenues	Budget	Actuals+Commit	Available	Prop. Inc./Dec. for 25-26	Bud + Prop. Incr/Decr	Avail.+ Prop. Incr/Decr	26-27	27-28	28-29	29-30	Total Budgeted up to 2030
42110 Intergov - State - CA Department of Transportation	2,378,420	68,812	2,309,608	0	2,378,420	2,309,608	0	0	0	0	2,378,420
Revenue Totals:	2,378,420	68,812	2,309,608	0	2,378,420	2,309,608	0	0	0	0	2,378,420

Expenditures	Budget	Actual+Commit	Available	Prop. Inc./Dec. for 25-26	Budget+Prop. Inc./Dec.	Avail.+Prop. Inc./Dec.	26-27	27-28	28-29	29-30	Total Budgeted up to 2030
CA Construction Admin	290,663	75,243	215,420	0	290,663	215,420	0	0	0	0	290,663
CON Construction	1,752,282	1,561,400	190,882	0	1,752,282	190,882	0	0	0	0	1,752,282
CTGY-CIP Contingency - CIP	185,475	0	185,475	0	185,475	185,475	0	0	0	0	185,475
EDA Eng/Design/Admin	150,000	56,437	93,563	0	150,000	93,563	0	0	0	0	150,000
Expenditure Totals:	2,378,420	1,693,080	685,340	0	2,378,420	685,340	0	0	0	0	2,378,420

Fund Balance Required	Budget+Prop. Inc./Dec.	Available+Prop. Inc./Dec.
Capital Grants - Streets CIP Projects-3160	0	-1,624,268



City of Modesto
 Project #: 101188
 PW - Retroreflective Backplates and



City of Modesto: 2026-30 Capital Improvement Program

PW - Retroreflective Backplates and Striping-FHWA-CalTrans-HSIPL-5059(237)-2019-20.205 HWY Planning and Con - Non-Capital

101188

Capital Un-sponsored

<i>Cost Center:</i> 59999	<i>Category:</i> Traffic Circulation	<i>Start Date:</i>
<i>Hosting Fund:</i> Capital Grants - Streets CIP Projects-3160	<i>Type Class:</i> Traffic Signals	<i>End Date:</i>
<i>Element Listing:</i> Comm Dev	<i>Area:</i> Within City	<i>Status:</i> New
<i>Classification:</i> Improvements	<i>Manager:</i> Collins, Scott R	<i>Const. Code:</i> New or Future

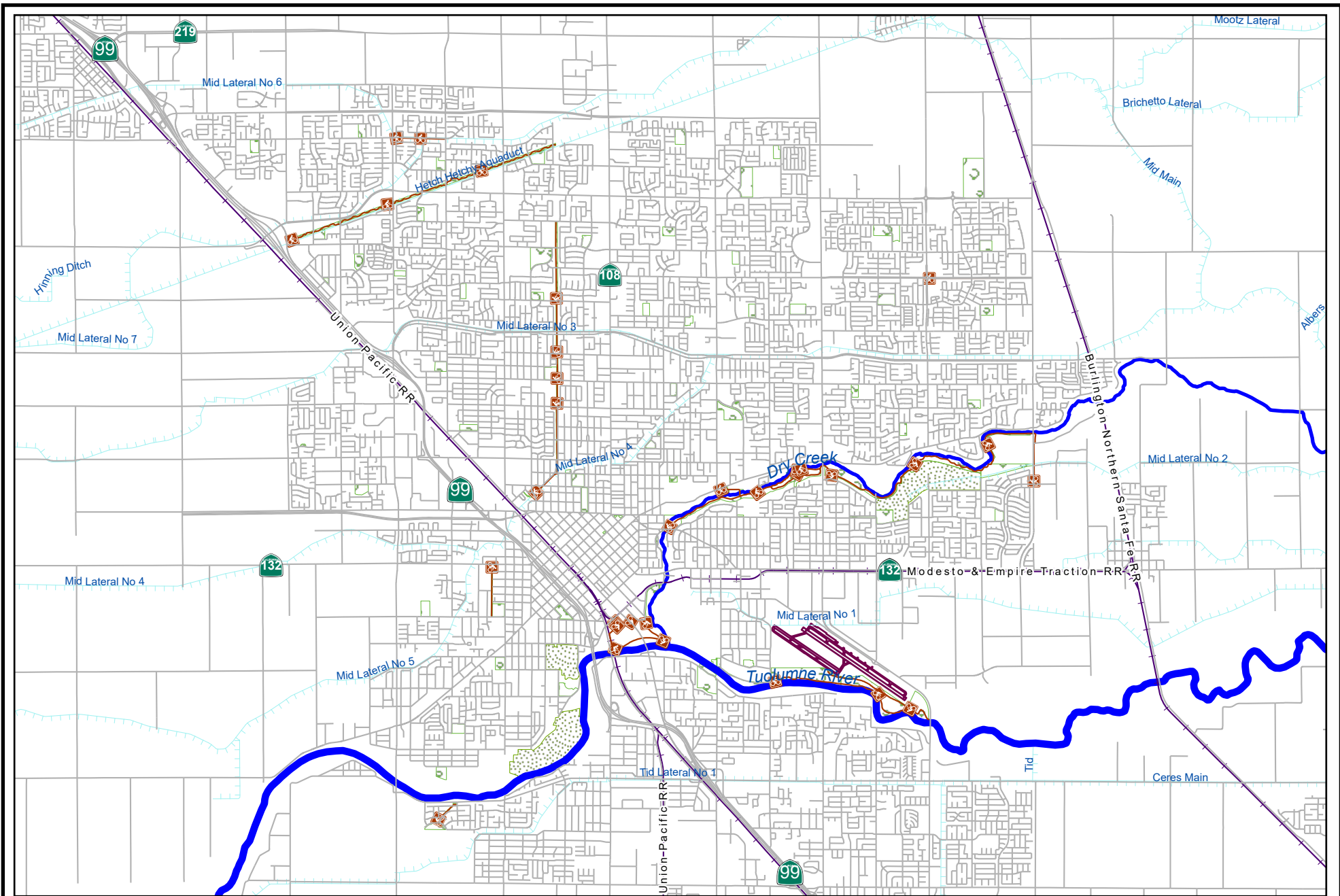
Proj Desc: Replace traffic signal backplates with new backplates having 2 inch retroreflective borders.

Proj Stat: Project construction complete. Preparing for Acceptance.

Revenues	Budget	Actuals+Commit	Available	Prop. Inc./Dec. for 25-26	Bud + Prop. Incr/Decr	Avail.+ Prop. Incr/Decr	26-27	27-28	28-29	29-30	Total Budgeted up to 2030
42110 Intergov - State - CA Department of Transportation	696,230	508,720	187,510	0	696,230	187,510	0	0	0	0	696,230
61730 Transfer In from Fund 1730	90,309	90,309	0	0	90,309	0	0	0	0	0	90,309
Revenue Totals:	786,539	599,028	187,511	0	786,539	187,511	0	0	0	0	3,164,959

Expenditures	Budget	Actual+Commit	Available	Prop. Inc./Dec. for 25-26	Budget+Prop. Inc./Dec.	Avail.+Prop. Inc./Dec.	26-27	27-28	28-29	29-30	Total Budgeted up to 2030
CA Construction Admin	91,536	91,632	-96	0	91,536	-96	0	0	0	0	91,536
CON Construction	597,603	566,317	31,286	0	597,603	31,286	0	0	0	0	597,603
CTGY-CIP Contingency - CIP	61,632	54,479	7,153	0	61,632	7,153	0	0	0	0	61,632
EDA Eng/Design/Admin	35,768	19,278	16,490	0	35,768	16,490	0	0	0	0	35,768
Expenditure Totals:	786,539	731,705	54,834	0	786,539	54,834	0	0	0	0	786,539

Fund Balance Required	Budget+Prop. Inc./Dec.	Available+Prop. Inc./Dec.
Capital Grants - Streets CIP Projects-3160	0	-132,677



City of Modesto

Project #: 101192
 PW - Upgrade ATMS 2019-FHWA-CalTrans-



Page Number: 252



City of Modesto: 2026-30 Capital Improvement Program

PW - Upgrade ATMS 2019-FHWA-CalTrans-CML-5059(238)-2019-20.205 HWY Planning and Con

101192

Capital Un-sponsored

<i>Cost Center:</i> 59999	<i>Category:</i> Traffic Circulation	<i>Start Date:</i>
<i>Hosting Fund:</i> Capital Grants - Streets CIP Projects-3160	<i>Type Class:</i> Traffic Signal Coordination	<i>End Date:</i>
<i>Element Listing:</i> Comm Dev	<i>Area:</i> Within City	<i>Status:</i> Active
<i>Classification:</i> Improvements	<i>Manager:</i> Collins, Scott R	<i>Const. Code:</i> New or Future

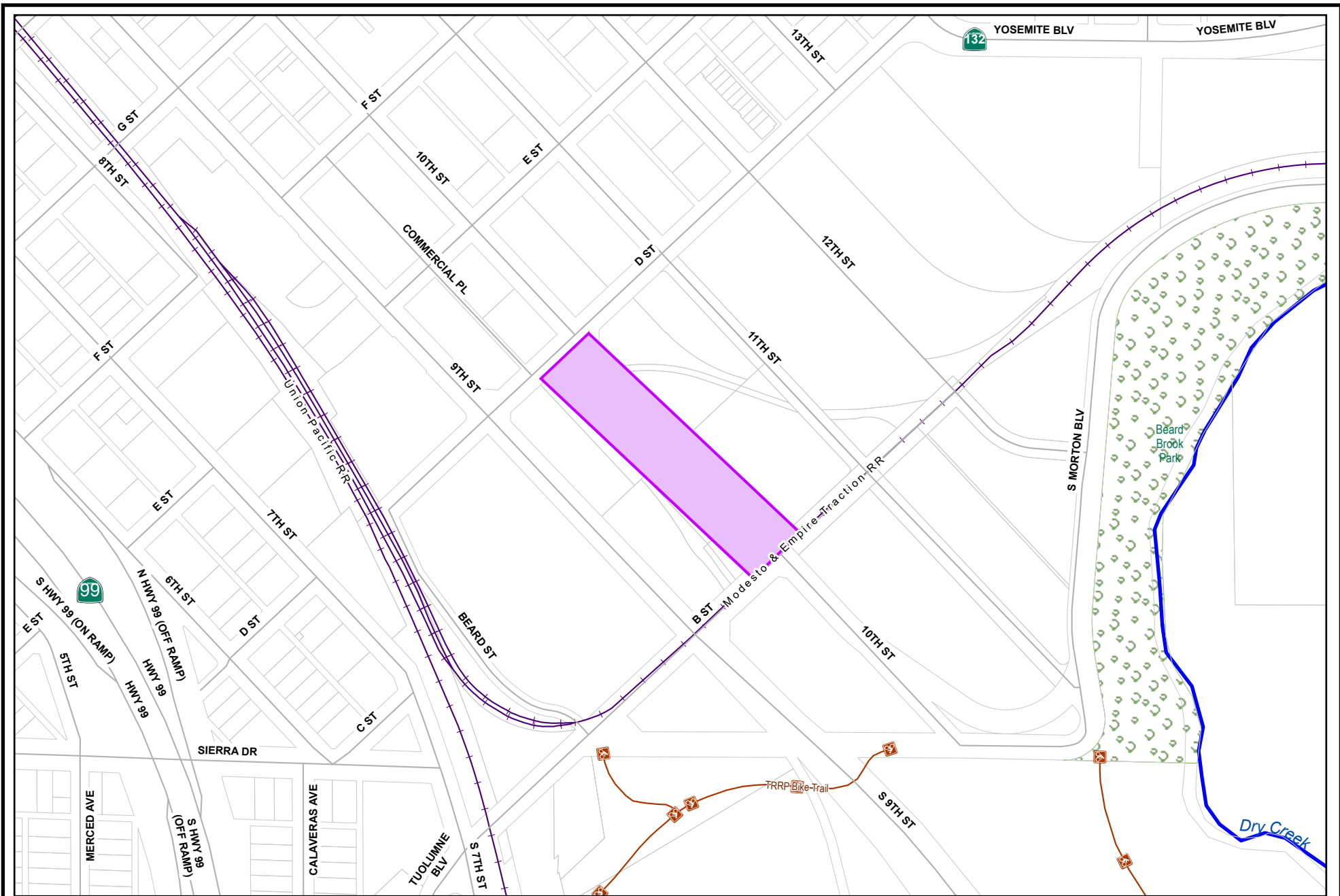
Proj Desc: Upgrade ATMS Central Software and Traffic Signal Controllers.

Proj Stat: Project complete, need to close

Revenues	Budget	Actuals+Commit	Available	Prop. Inc./Dec. for 25-26	Bud + Prop. Inc./Decr	Avail.+ Prop. Incr/Decr	26-27	27-28	28-29	29-30	Total Budgeted up to 2030
42110 Intergov - State - CA Department of Transportation	1,200,000	1,089,729	110,271	0	1,200,000	110,271	0	0	0	0	1,200,000
61410 Transfer In from Fund 1410	439,628	215,754	223,874	0	439,628	223,874	0	0	0	0	439,628
Revenue Totals:	1,639,628	1,305,483	334,145	0	1,639,628	334,145	0	0	0	0	1,639,628

Expenditures	Budget	Actual+Commit	Available	Prop. Inc./Dec. for 25-26	Budget+Prop. Inc./Dec.	Avail.+Prop. Inc./Dec.	26-27	27-28	28-29	29-30	Total Budgeted up to 2030
CA Construction Admin	236,956	65,913	171,043	0	236,956	171,043	0	0	0	0	236,956
CON Construction	1,138,793	1,138,793	0	0	1,138,793	0	0	0	0	0	1,138,793
CTGY-CIP Contingency - CIP	113,879	61,048	52,831	0	113,879	52,831	0	0	0	0	113,879
EDA Eng/Design/Admin	150,000	39,729	110,271	0	150,000	110,271	0	0	0	0	150,000
Expenditure Totals:	1,639,628	1,305,483	334,145	0	1,639,628	334,145	0	0	0	0	1,639,628

Fund Balance Required	Budget+Prop. Inc./Dec.	Available+Prop. Inc./Dec.
Capital Grants - Streets CIP Projects-3160	0	0



City of Modesto

Project #: 101196
 CED - 10th Street Improvements (B St to D)



Page Number: 253



City of Modesto: 2026-30 Capital Improvement Program

CED - 10th Street Improvements (B St to D St) Stanislaus Foods

101196

Capital Un-sponsored

<i>Cost Center:</i> 14999	<i>Category:</i> Traffic Circulation	<i>Start Date:</i>
<i>Hosting Fund:</i> Special Fund for Capital Outlay-3120	<i>Type Class:</i> Development Participation	<i>End Date:</i>
<i>Element Listing:</i> Comm Dev	<i>Area:</i> Within City	<i>Status:</i> New
<i>Classification:</i> Improvements	<i>Manager:</i> Dion, Victoria Michelle	<i>Const. Code:</i> New or Future

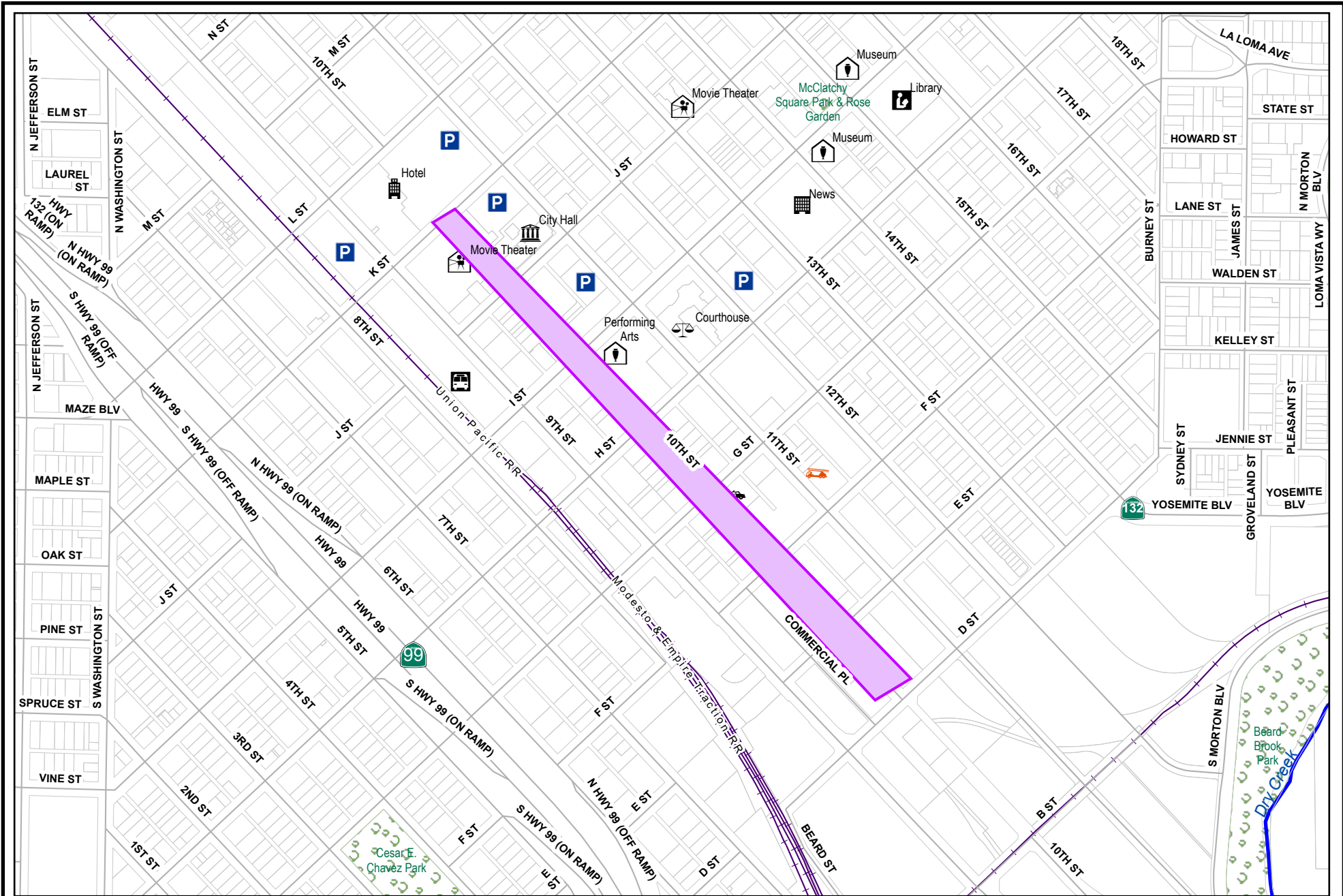
Proj Desc: A Development Agreement between the City of Modesto and Stanislaus Foods (Planning Commission Resolution 2019-06) provided \$2,400,000 for improvements to 10th Street between B Street and D Street.

Proj Stat: Project is on hold.

Revenues	Budget	Actuals+Commit	Available	Prop. Inc./Dec. for 25-26	Bud + Prop. Incr/Decr	Avail.+ Prop. Incr/Decr	26-27	27-28	28-29	29-30	Total Budgeted up to 2030
47005 Miscellaneous Revenue	2,396,616	2,396,616	0	0	2,396,616	0	0	0	0	0	2,396,616
Revenue Totals:	2,396,616	2,396,616	0	0	2,396,616	0	0	0	0	0	2,396,616

Expenditures	Budget	Actual+Commit	Available	Prop. Inc./Dec. for 25-26	Budget+Prop. Inc./Dec.	Avail.+Prop. Inc./Dec.	26-27	27-28	28-29	29-30	Total Budgeted up to 2030
CA Construction Admin	190,000	0	190,000	0	190,000	190,000	0	0	0	0	190,000
CCF City Construct Force	10,000	0	10,000	0	10,000	10,000	0	0	0	0	10,000
CON Construction	1,916,616	0	1,916,616	0	1,916,616	1,916,616	0	0	0	0	1,916,616
EDA Eng/Design/Admin	280,000	12,489	267,511	0	280,000	267,511	0	0	0	0	280,000
Expenditure Totals:	2,396,616	12,489	2,384,127	0	2,396,616	2,384,127	0	0	0	0	2,396,616

Fund Balance Required	Budget+Prop. Inc./Dec.	Available+Prop. Inc./Dec.
Special Fund for Capital Outlay-3120	0	2,384,127



City of Modesto

Project #: 101206
 CED - 10th Street Aesthetic Improvements



Page Number: 258



City of Modesto: 2026-30 Capital Improvement Program

CED - 10th Street Aesthetic Improvements

101206
Capital Un-sponsored

<i>Cost Center:</i> 14999	<i>Category:</i> Traffic Circulation	<i>Start Date:</i>
<i>Hosting Fund:</i> Special Fund for Capital Outlay-3120	<i>Type Class:</i> Miscellaneous	<i>End Date:</i>
<i>Element Listing:</i> Comm Svcs & Fac	<i>Area:</i> Within City	<i>Status:</i> New
<i>Classification:</i> Improvements	<i>Manager:</i> Bryant, Tamorah	<i>Const. Code:</i> New or Future

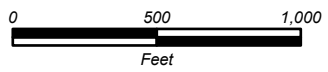
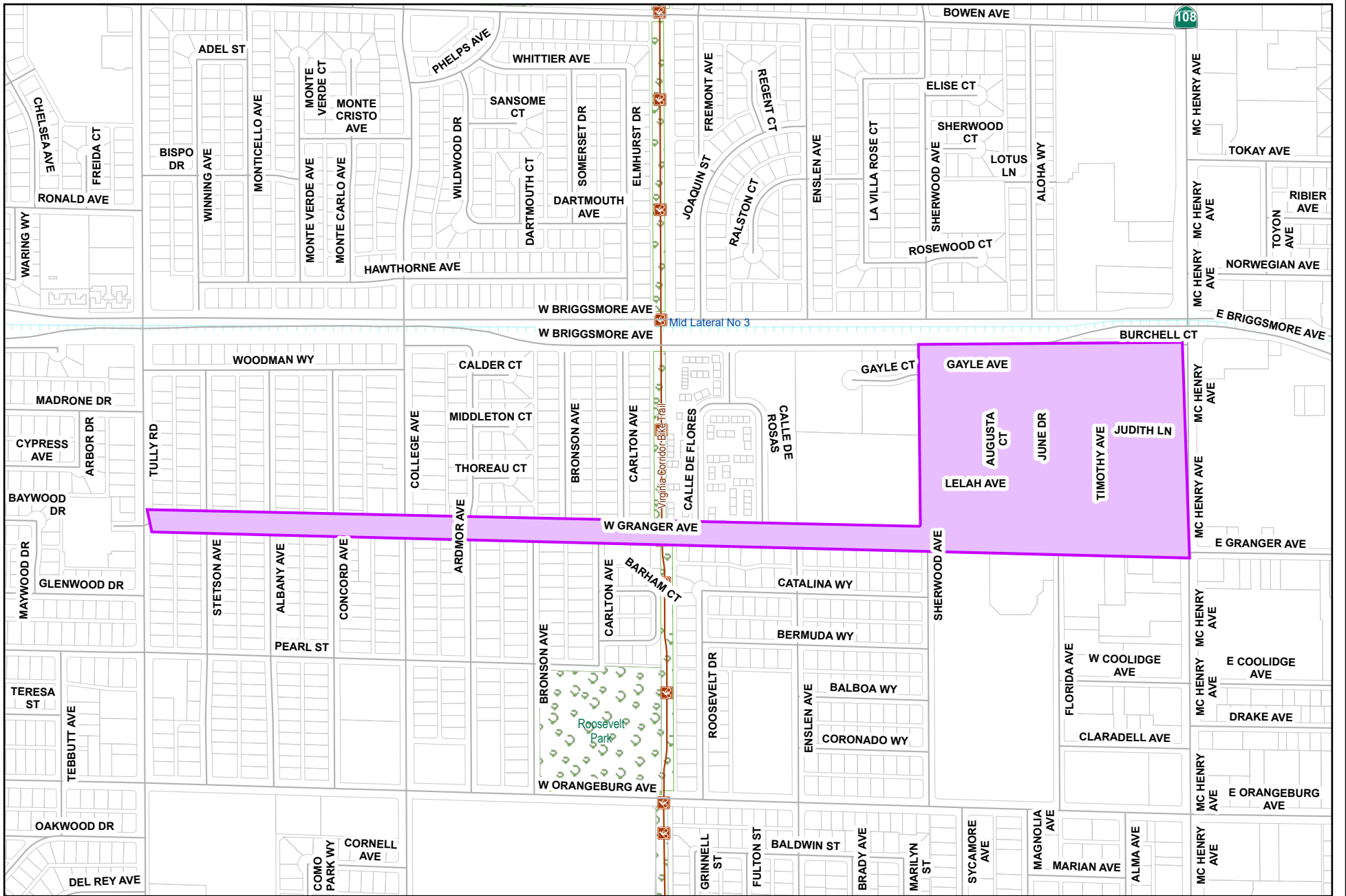
Proj Desc: Per the Development Agreement between the City of Modesto, D Street Partners LP, and Stanislaus Food Products Company, an "Aesthetic Improvement Payment" of \$200,000 is intended to be used to provide enhanced street scape improvements adjacent to and in the immediate vicinity of the SFP Site. This project will provide funding for design and construction of capital improvements on 10th Street and/or D Street for aesthetic improvements such as hardscaping, landscaping, and street furniture.

Proj Stat: The project is on hold.

Revenues	Budget	Actuals+Commit	Available	Prop. Inc./Dec. for 25-26	Bud + Prop. Incr/Decr	Avail. + Prop. Incr/Decr	26-27	27-28	28-29	29-30	Total Budgeted up to 2030
47005 Miscellaneous Revenue	200,000	200,000	0	0	200,000	0	0	0	0	0	200,000
Revenue Totals:	200,000	200,000	0	0	200,000	0	0	0	0	0	200,000

Expenditures	Budget	Actual+Commit	Available	Prop. Inc./Dec. for 25-26	Budget+Prop. Inc./Dec.	Avail.+Prop. Inc./Dec.	26-27	27-28	28-29	29-30	Total Budgeted up to 2030
CON Construction	200,000	0	200,000	0	200,000	200,000	0	0	0	0	200,000
Expenditure Totals:	200,000	0	200,000	0	200,000	200,000	0	0	0	0	200,000

Fund Balance Required	Budget+Prop. Inc./Dec.	Available+Prop. Inc./Dec.
Special Fund for Capital Outlay-3120	0	200,000



City of Modesto

Project #: 101214
 CED - Granger Neighborhood Pavement



City of Modesto: 2026-30 Capital Improvement Program

CED - Granger Neighborhood Pavement Rehabilitation

101214

Capital Un-sponsored

<i>Cost Center:</i> 14999	<i>Category:</i> Traffic Circulation	<i>Start Date:</i>
<i>Hosting Fund:</i> Measure L - Capital Projects-3300	<i>Type Class:</i> Maintenance	<i>End Date:</i>
<i>Element Listing:</i> Comm Dev	<i>Area:</i> Within City	<i>Status:</i> New
<i>Classification:</i> Improvements	<i>Manager:</i> Sacuskie, Michael Wayne	<i>Const. Code:</i> New or Future

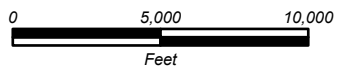
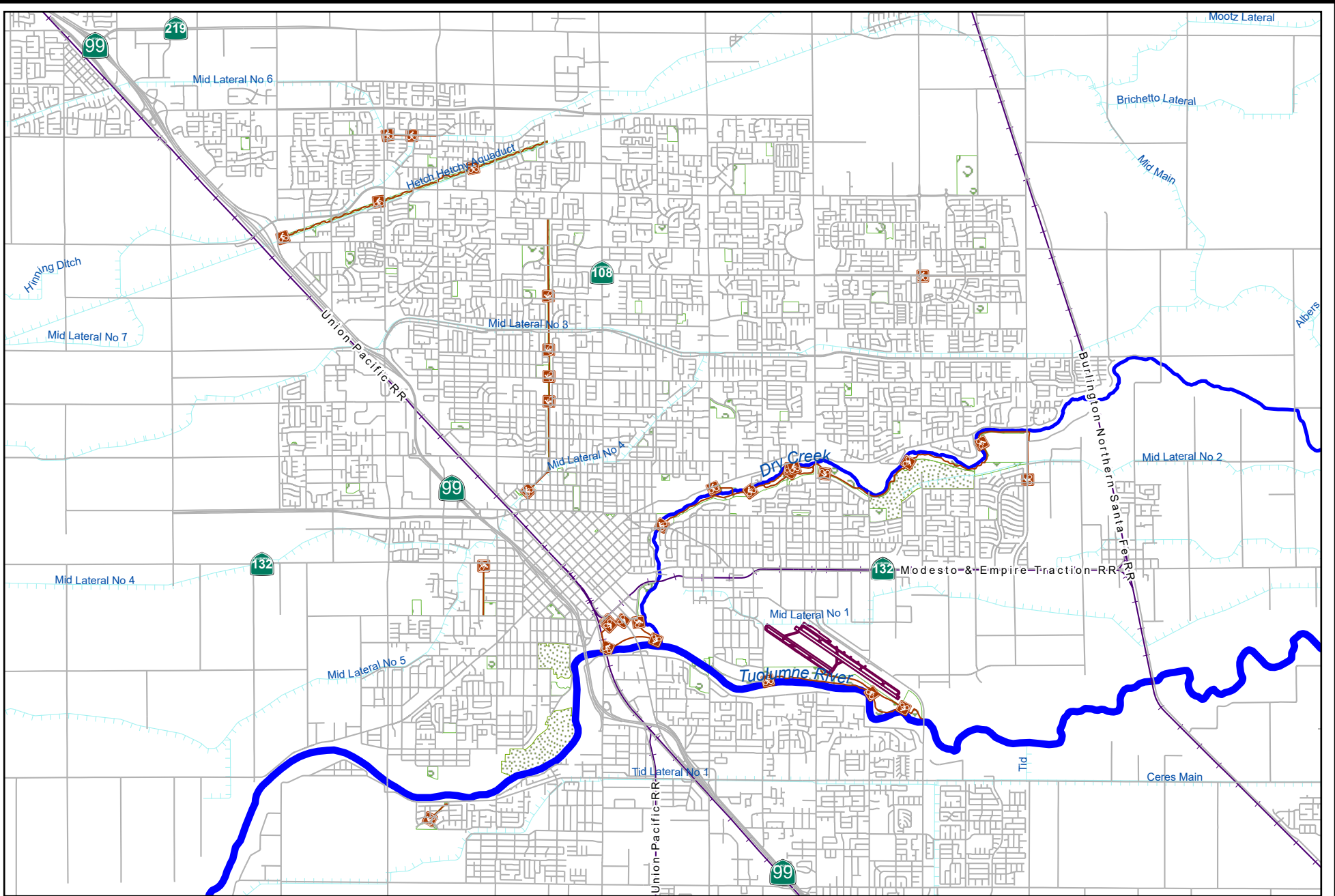
Proj Desc: West Granger Avenue from Tully to McHenry, Gayle Ave, Augusta Ct, Lelah Ave, June Dr, Judith Ln, Timothy Ave, Sherwood Dr, Pearl Street and Carlton Avenue near Roosevelt Park, more than 645,000 sq. ft. of pavement. Anticipated project improvements include roadway resurfacing and/or reconstruction, new signage and striping, ADA upgrades, and minor storm drainage system improvements.

Proj Stat: Design complete.

Revenues	Budget	Actuals+Commit	Available	Prop. Inc./Dec. for 25-26	Bud + Prop. Incr/Decr	Avail.+ Prop. Incr/Decr	26-27	27-28	28-29	29-30	Total Budgeted up to 2030
61410 Transfer In from Fund 1410	360,000	299,839	60,161	0	360,000	60,161	0	0	0	0	360,000
Revenue Totals:	360,000	299,839	60,161	0	360,000	60,161	0	0	0	0	360,000

Expenditures	Budget	Actual+Commit	Available	Prop. Inc./Dec. for 25-26	Budget+Prop. Inc./Dec.	Avail.+Prop. Inc./Dec.	26-27	27-28	28-29	29-30	Total Budgeted up to 2030
CA Construction Admin	30,000	0	30,000	0	30,000	30,000	0	0	0	0	30,000
CC Consultant Charges	275,247	250,221	25,026	0	275,247	25,026	0	0	0	0	275,247
CON Construction	0	0	0	0	0	0	0	0	0	0	0
CTGY-CIP Contingency - CIP	0	0	0	0	0	0	0	0	0	0	0
EDA Eng/Design/Admin	54,753	49,617	5,136	0	54,753	5,136	0	0	0	0	54,753
Expenditure Totals:	360,000	299,839	60,161	0	360,000	60,161	0	0	0	0	360,000

Fund Balance Required	Budget+Prop. Inc./Dec.	Available+Prop. Inc./Dec.
Measure L - Capital Projects-3300	0	0



City of Modesto

Project #: 101221
 CED - School Safety Program Projects



Page Number: 265



City of Modesto: 2026-30 Capital Improvement Program

CED - School Safety Program Projects (Capital/Non-Capital Mix)

101221

Capital Un-sponsored

<i>Cost Center:</i> 14999	<i>Category:</i> Traffic Circulation	<i>Start Date:</i>
<i>Hosting Fund:</i> Measure L - Capital Projects-3300	<i>Type Class:</i> Low Cost Traffic Improvements	<i>End Date:</i>
<i>Element Listing:</i> Comm Dev	<i>Area:</i> Within City	<i>Status:</i> Active
<i>Classification:</i> Improvements	<i>Manager:</i> Sandhu, Sandeep	<i>Const. Code:</i> New or Future

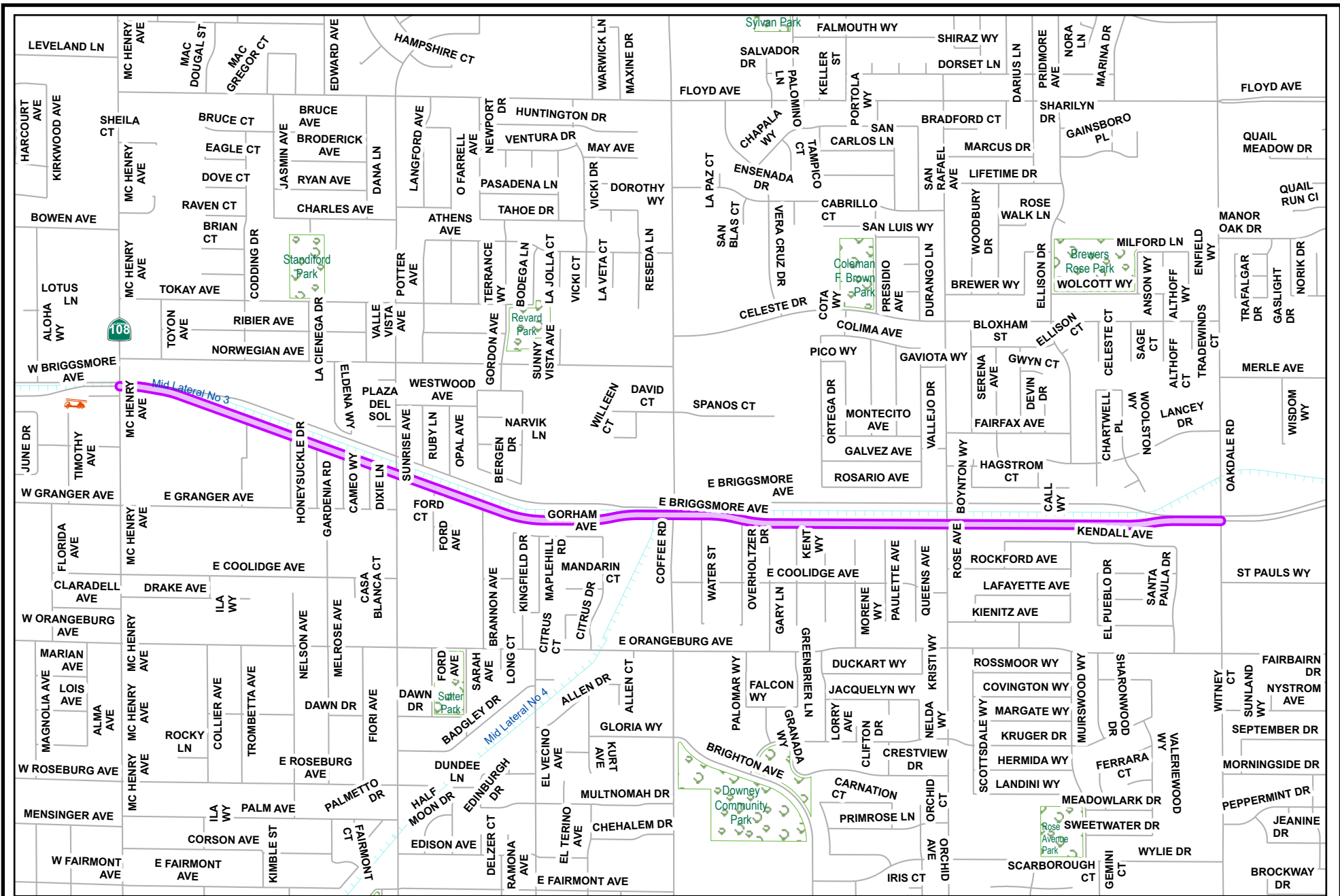
Proj Desc: Improve pedestrian safety and traffic flow around schools based on the recommendations of the School Safety Program Study. A project will be identified and reviewed for each Fiscal Year. Three projects are anticipated to be designed and constructed during the next five years.

Proj Stat: Staff is evaluating potential project locations.

Revenues	Budget	Actuals+Commit	Available	Prop. Inc./Dec. for 25-26	Bud + Prop. Incr/Decr	Avail.+ Prop. Incr/Decr	26-27	27-28	28-29	29-30	Total Budgeted up to 2030
61410 Transfer In from Fund 1410	1,125,000	12,601	1,112,399	0	1,125,000	1,112,399	0	0	0	0	1,125,000
Revenue Totals:	1,125,000	12,601	1,112,399	0	1,125,000	1,112,399	0	0	0	0	1,125,000

Expenditures	Budget	Actual+Commit	Available	Prop. Inc./Dec. for 25-26	Budget+Prop. Inc./Dec.	Avail.+Prop. Inc./Dec.	26-27	27-28	28-29	29-30	Total Budgeted up to 2030
CON Construction	1,000,000	0	1,000,000	0	1,000,000	1,000,000	0	0	0	0	1,000,000
EDA Eng/Design/Admin	125,000	12,601	112,399	0	125,000	112,399	0	0	0	0	125,000
Expenditure Totals:	1,125,000	12,601	1,112,399	0	1,125,000	1,112,399	0	0	0	0	1,125,000

Fund Balance Required	Budget+Prop. Inc./Dec.	Available+Prop. Inc./Dec.
Measure L - Capital Projects-3300	0	0



City of Modesto

Project #: 101246
 CED - Briggsmore Avenue Pavement



City of Modesto: 2026-30 Capital Improvement Program

CED - Briggsmore Avenue Pavement Rehabilitation (McHenry Avenue to Oakdale Road) - Suspended

101246

Capital Un-sponsored

<i>Cost Center:</i> 14999	<i>Category:</i> Traffic Circulation	<i>Start Date:</i>
<i>Hosting Fund:</i> Measure L - Capital Projects-3300	<i>Type Class:</i> Major Street Improvements	<i>End Date:</i>
<i>Element Listing:</i> Comm Dev	<i>Area:</i> Within City	<i>Status:</i> Active
<i>Classification:</i> Improvements	<i>Manager:</i> Soares, Phillip A	<i>Const. Code:</i> Construction Completed

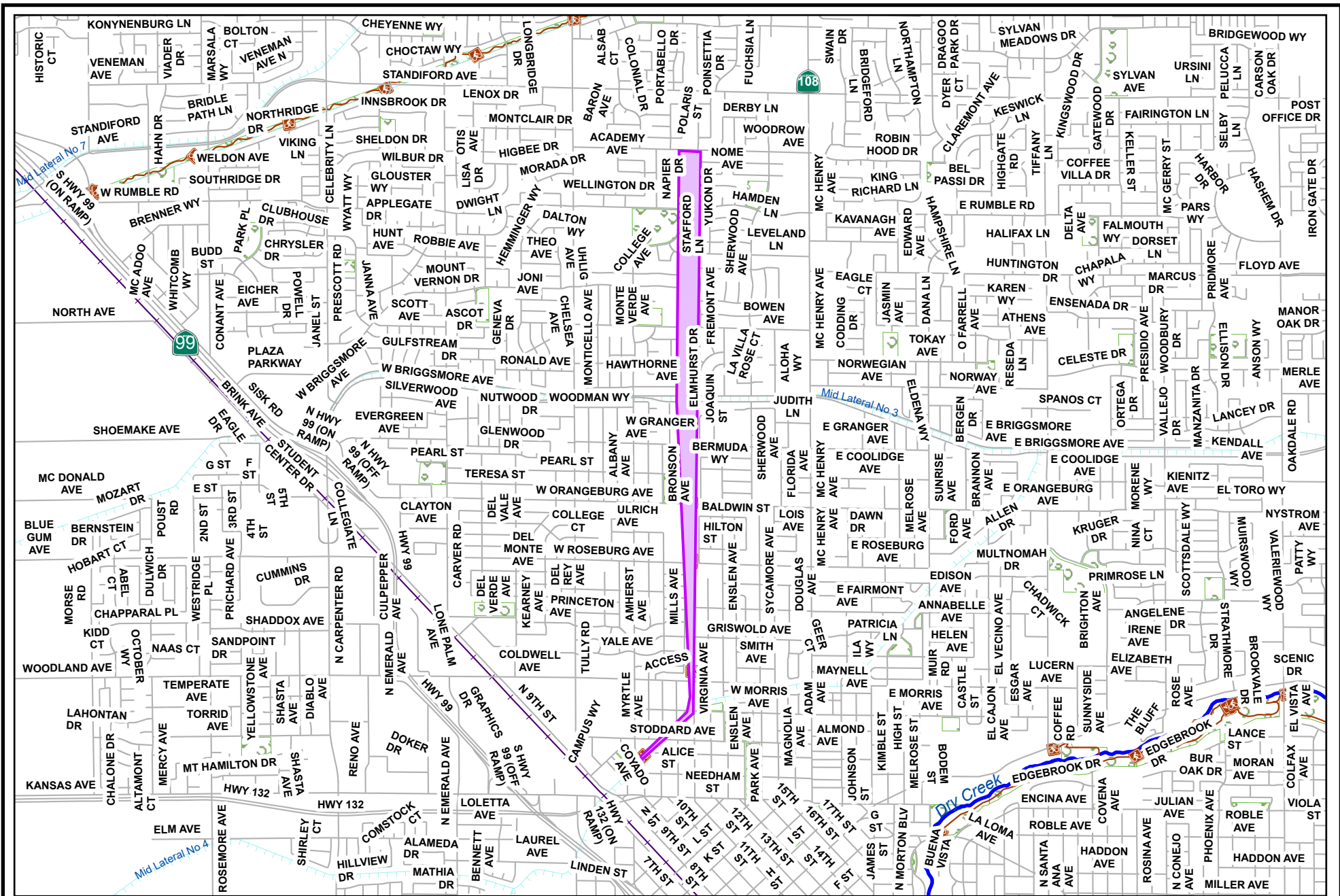
Proj Desc: Pavement rehabilitation of Briggsmore Avenue from McHenry Avenue to Oakdale Road, approximately 2 miles, or 862,000 square feet. Anticipated project improvements include roadway resurfacing and/or reconstruction, new signage and striping, ADA upgrades at intersections, signal upgrades (detection camera, ADA push buttons) where needed, and storm drainage system improvements. The project will remove non-compliant ADA ramps and construct new compliant ramps in multiple locations, will provide pedestrian crossings where none currently exist, and will include signage and striping for a bikeway on Briggsmore.

Proj Stat: Construction complete. Warrently Period ends June 2025

Revenues	Budget	Actuals+Commit	Available	Prop. Inc./Dec. for 25-26	Bud + Prop. Incr/Decr	Avail.+ Prop. Incr/Decr	26-27	27-28	28-29	29-30	Total Budgeted up to 2030
61410 Transfer In from Fund 1410	5,374,090	5,360,455	13,635	0	5,374,090	13,635	0	0	0	0	5,374,090
Revenue Totals:	5,374,090	5,360,455	13,635	0	5,374,090	13,635	0	0	0	0	5,374,090

Expenditures	Budget	Actual+Commit	Available	Prop. Inc./Dec. for 25-26	Budget+Prop. Inc./Dec.	Avail.+Prop. Inc./Dec.	26-27	27-28	28-29	29-30	Total Budgeted up to 2030
CA Construction Admin	418,881	419,126	-245	0	418,881	-245	0	0	0	0	418,881
CCF City Construct Force	129	129	0	0	129	0	0	0	0	0	129
CON Construction	4,179,332	4,179,332	0	0	4,179,332	0	0	0	0	0	4,179,332
CTGY-CIP Contingency - CIP	400,323	385,467	14,856	0	400,323	14,856	0	0	0	0	400,323
EDA Eng/Design/Admin	375,425	387,133	-11,708	0	375,425	-11,708	0	0	0	0	375,425
Expenditure Totals:	5,374,090	5,371,186	2,904	0	5,374,090	2,904	0	0	0	0	5,374,090

Fund Balance Required	Budget+Prop. Inc./Dec.	Available+Prop. Inc./Dec.
Measure L - Capital Projects-3300	0	-10,731



City of Modesto

Project #: 101247
 CED - Virginia Corridor Trail Maintenance



City of Modesto: 2026-30 Capital Improvement Program

CED - Virginia Corridor Trail Maintenance - Suspended

101247

Capital Un-sponsored

<i>Cost Center:</i> 14999	<i>Category:</i> Traffic Circulation	<i>Start Date:</i>
<i>Hosting Fund:</i> Measure L - Capital Projects-3300	<i>Type Class:</i> Maintenance	<i>End Date:</i>
<i>Element Listing:</i> Comm Dev	<i>Area:</i> Within City	<i>Status:</i> Active
<i>Classification:</i> Maintenance	<i>Manager:</i> Sacuskie, Michael Wayne	<i>Const. Code:</i> Construction Completed

Proj Desc: Pavment Maintenance project on Virginia Corridor Trail from Woodrow Avenue to Downtown, approximately 3.0 miles. Anticipated project improvements include bike path resurfacing, new center line striping, new signage, ADA upgrades. New pedestrian crossing and ADA ramps to be constructed at Stoddard and at Oranburg.

Proj Stat: Construction complete. Warrently Period ends June 2025

Revenues	Budget	Actuals+Commit	Available	Prop. Inc./Dec. for 25-26	Bud + Prop. Incr/Decr	Avail.+ Prop. Incr/Decr	26-27	27-28	28-29	29-30	Total Budgeted up to 2030
61390 Transfer In From Fund 1390	0	0	0	0	0	0	0	0	0	0	0
61410 Transfer In from Fund 1410	884,063	795,657	88,406	0	884,063	88,406	0	0	0	0	884,063
Revenue Totals:	884,063	795,657	88,406	0	884,063	88,406	0	0	0	0	6,258,153

Expenditures	Budget	Actual+Commit	Available	Prop. Inc./Dec. for 25-26	Budget+Prop. Inc./Dec.	Avail.+Prop. Inc./Dec.	26-27	27-28	28-29	29-30	Total Budgeted up to 2030
CA Construction Admin	106,356	98,417	7,939	0	106,356	7,939	0	0	0	0	106,356
CCF City Construct Force	3,000	0	3,000	0	3,000	3,000	0	0	0	0	3,000
CON Construction	605,343	605,343	0	0	605,343	0	0	0	0	0	605,343
CON Traffic Construction	58,900	58,900	0	0	58,900	0	0	0	0	0	58,900
CTGY-CIP Contingency - CIP	53,140	0	53,140	0	53,140	53,140	0	0	0	0	53,140
EDA Eng/Design/Admin	57,324	53,693	3,631	0	57,324	3,631	0	0	0	0	57,324
Expenditure Totals:	884,063	816,353	67,710	0	884,063	67,710	0	0	0	0	884,063

Fund Balance Required	Budget+Prop. Inc./Dec.	Available+Prop. Inc./Dec.
Measure L - Capital Projects-3300	0	-20,696



City of Modesto

Project #: 101248
 CED - Orangeburg Avenue Pavement



Page Number: 270



City of Modesto: 2026-30 Capital Improvement Program

CED - Orangeburg Avenue Pavement Rehabilitation Phase 1 (Coffee Rd to Oakdale Ave) - Suspended

101248

Capital Un-sponsored

<i>Cost Center:</i> 14999	<i>Category:</i> Traffic Circulation	<i>Start Date:</i>
<i>Hosting Fund:</i> Measure L - Capital Projects-3300	<i>Type Class:</i> Major Street Improvements	<i>End Date:</i>
<i>Element Listing:</i> Comm Dev	<i>Area:</i> Within City	<i>Status:</i> Active
<i>Classification:</i> Improvements	<i>Manager:</i> Soares, Phillip A	<i>Const. Code:</i> Construction Completed

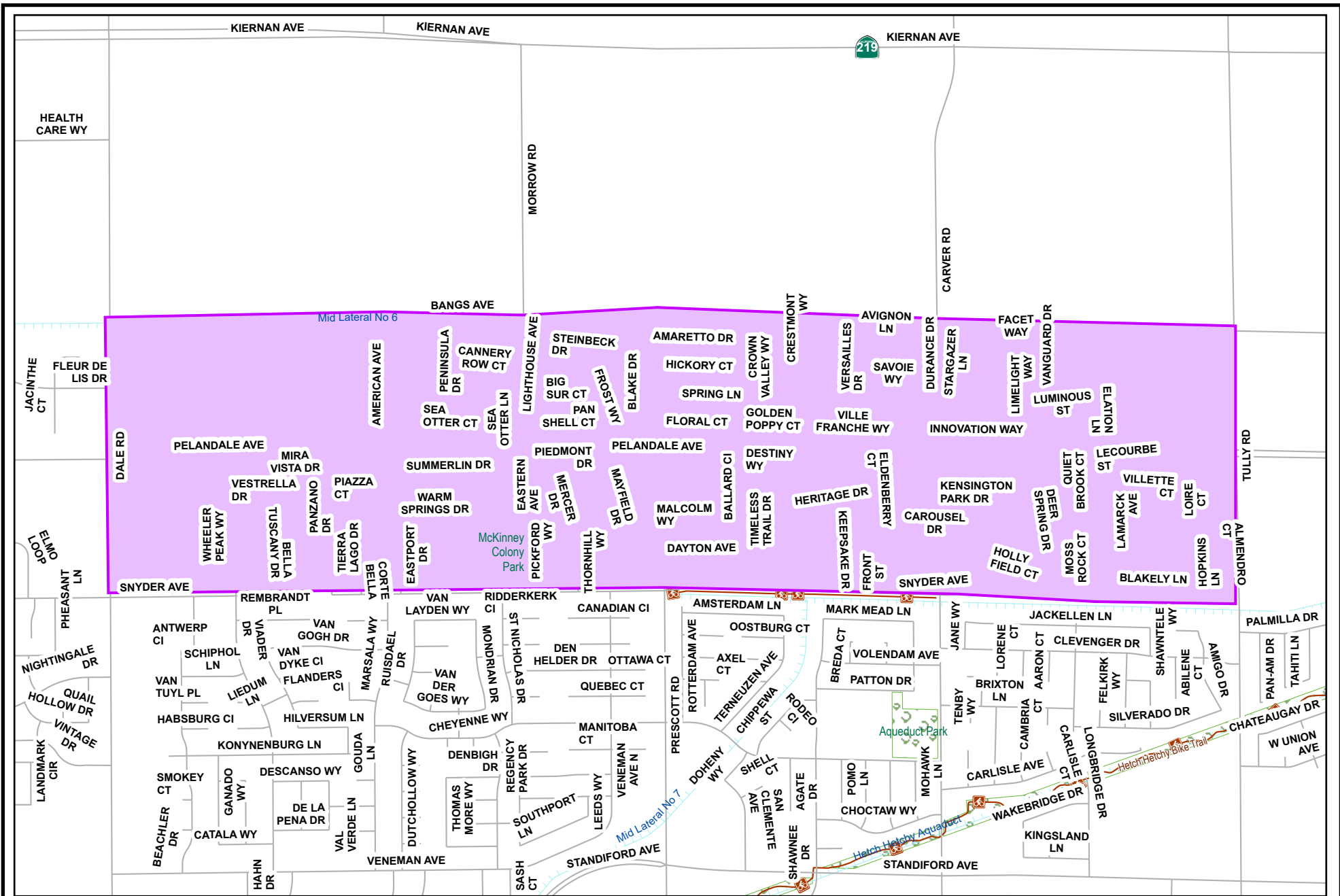
Proj Desc: Pavement rehabilitation on Orangeburg Avenue from Coffee Road to Oakdale Avenue, approximately 1.0 centerline mile or 421,200 square feet of pavement. Anticipated project improvements include roadway resurfacing and/or reconstruction, new signage and striping, ADA upgrades, and minor storm drain system improvements. The project will remove non-compliant ADA ramps and construct new compliant ramps in approximately 30 locations. The project will include signage and striping for a Class III bikeway path on Orangeburg.

Proj Stat: Construction complete. Warrently Period ends June 2025

Revenues	Budget	Actuals+Commit	Available	Prop. Inc./Dec. for 25-26	Bud + Prop. Incr/Decr	Avail.+ Prop. Incr/Decr	26-27	27-28	28-29	29-30	Total Budgeted up to 2030
61410 Transfer In from Fund 1410	3,121,267	3,019,945	101,322	0	3,121,267	101,322	0	0	0	0	3,121,267
Revenue Totals:	3,121,267	3,019,945	101,322	0	3,121,267	101,322	0	0	0	0	3,121,267

Expenditures	Budget	Actual+Commit	Available	Prop. Inc./Dec. for 25-26	Budget+Prop. Inc./Dec.	Avail.+Prop. Inc./Dec.	26-27	27-28	28-29	29-30	Total Budgeted up to 2030
CA Construction Admin	195,544	210,797	-15,253	0	195,544	-15,253	0	0	0	0	195,544
CON Construction	2,444,294	2,400,215	44,079	0	2,444,294	44,079	0	0	0	0	2,444,294
CTGY-CIP Contingency - CIP	244,429	184,964	59,465	0	244,429	59,465	0	0	0	0	244,429
EDA Eng/Design/Admin	237,000	233,438	3,562	0	237,000	3,562	0	0	0	0	237,000
Expenditure Totals:	3,121,267	3,029,413	91,854	0	3,121,267	91,854	0	0	0	0	3,121,267

Fund Balance Required	Budget+Prop. Inc./Dec.	Available+Prop. Inc./Dec.
Measure L - Capital Projects-3300	0	-9,468



City of Modesto

Project #: 101249
 CED - Pelandale Neighborhood Pavement



City of Modesto: 2026-30 Capital Improvement Program

CED - Pelandale Neighborhood Pavement Maintenance Project - Suspended

101249

Capital Un-sponsored

<i>Cost Center:</i> 14999	<i>Category:</i> Traffic Circulation	<i>Start Date:</i>
<i>Hosting Fund:</i> Measure L - Capital Projects-3300	<i>Type Class:</i> Maintenance	<i>End Date:</i>
<i>Element Listing:</i> Comm Dev	<i>Area:</i> Within City	<i>Status:</i> Active
<i>Classification:</i> Improvements	<i>Manager:</i> Sacuskie, Michael Wayne	<i>Const. Code:</i> Construction Completed

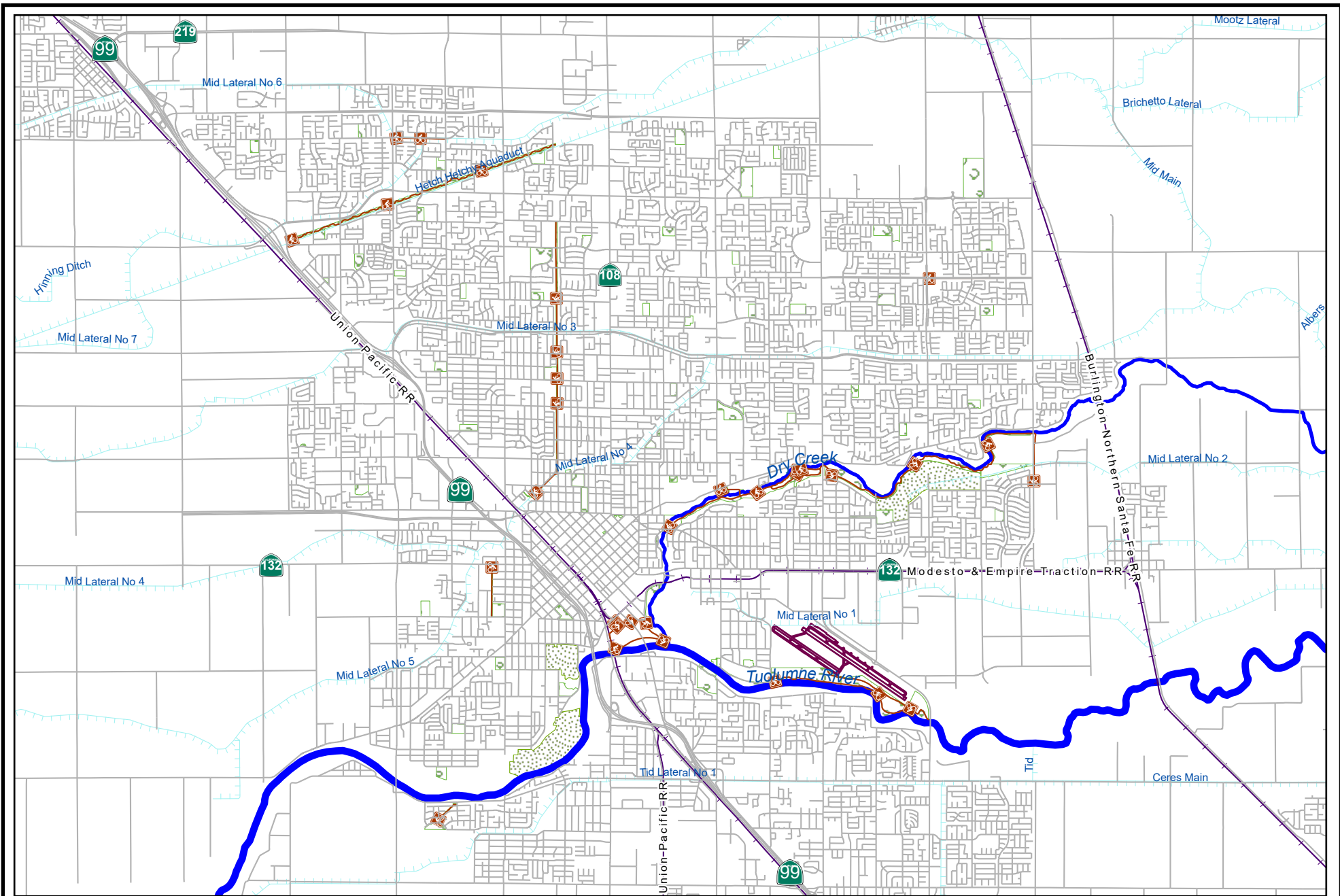
Proj Desc: Pavment maintenance in the area bound by Dale Road, Bangs Avenue, Tully Road, Snyder Avenue. This project will maintain approximately 12.6 center line miles or 2,190,000 square feet of local roads, and 1.1 center line miles or 200,000 square feet of minor collector (Snyder Avenue). Anticipated improvements include slurry seal surface treatment and restriping. The project will remove non-compliant ADA ramps and construct new compliant ramps in multiple locations,, and will include signage and striping for a Class III bikeway on Snyder.

Proj Stat: Construction complete. Warrently Period ends June 2025

Revenues	Budget	Actuals+Commit	Available	Prop. Inc./Dec. for 25-26	Bud + Prop. Incr/Decr	Avail.+ Prop. Incr/Decr	26-27	27-28	28-29	29-30	Total Budgeted up to 2030
61410 Transfer In from Fund 1410	1,552,471	1,495,338	57,133	0	1,552,471	57,133	0	0	0	0	1,552,471
61420 Transfer in from Fund 1420	318,779	318,779	0	0	318,779	0	0	0	0	0	318,779
Revenue Totals:	1,871,250	1,814,117	57,133	0	1,871,250	57,133	0	0	0	0	4,992,517

Expenditures	Budget	Actual+Commit	Available	Prop. Inc./Dec. for 25-26	Budget+Prop. Inc./Dec.	Avail.+Prop. Inc./Dec.	26-27	27-28	28-29	29-30	Total Budgeted up to 2030
CA Construction Admin	196,044	151,681	44,363	0	196,044	44,363	0	0	0	0	196,044
CCF City Construct Force	7,000	0	7,000	0	7,000	7,000	0	0	0	0	7,000
CON Construction	1,224,376	1,220,943	3,433	0	1,224,376	3,433	0	0	0	0	1,224,376
CTGY-CIP Contingency - CIP	97,950	92,065	5,885	0	97,950	5,885	0	0	0	0	97,950
EDA Eng/Design/Admin	345,880	349,428	-3,548	0	345,880	-3,548	0	0	0	0	345,880
Expenditure Totals:	1,871,250	1,814,117	57,133	0	1,871,250	57,133	0	0	0	0	1,871,250

Fund Balance Required	Budget+Prop. Inc./Dec.	Available+Prop. Inc./Dec.
Measure L - Capital Projects-3300	0	0



City of Modesto
 Project #: 101250
 CED - Neighborhood ADA Improvement



City of Modesto: 2026-30 Capital Improvement Program

CED - Neighborhood ADA Improvement Program - Suspended

101250

Capital Un-sponsored

<i>Cost Center:</i> 14999	<i>Category:</i> Traffic Circulation	<i>Start Date:</i>
<i>Hosting Fund:</i> Measure L - Capital Projects-3300	<i>Type Class:</i> Maintenance	<i>End Date:</i>
<i>Element Listing:</i> Comm Dev	<i>Area:</i> Within City	<i>Status:</i> Active
<i>Classification:</i> Improvements	<i>Manager:</i> Soares, Phillip A	<i>Const. Code:</i> Construction Completed

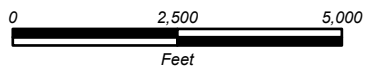
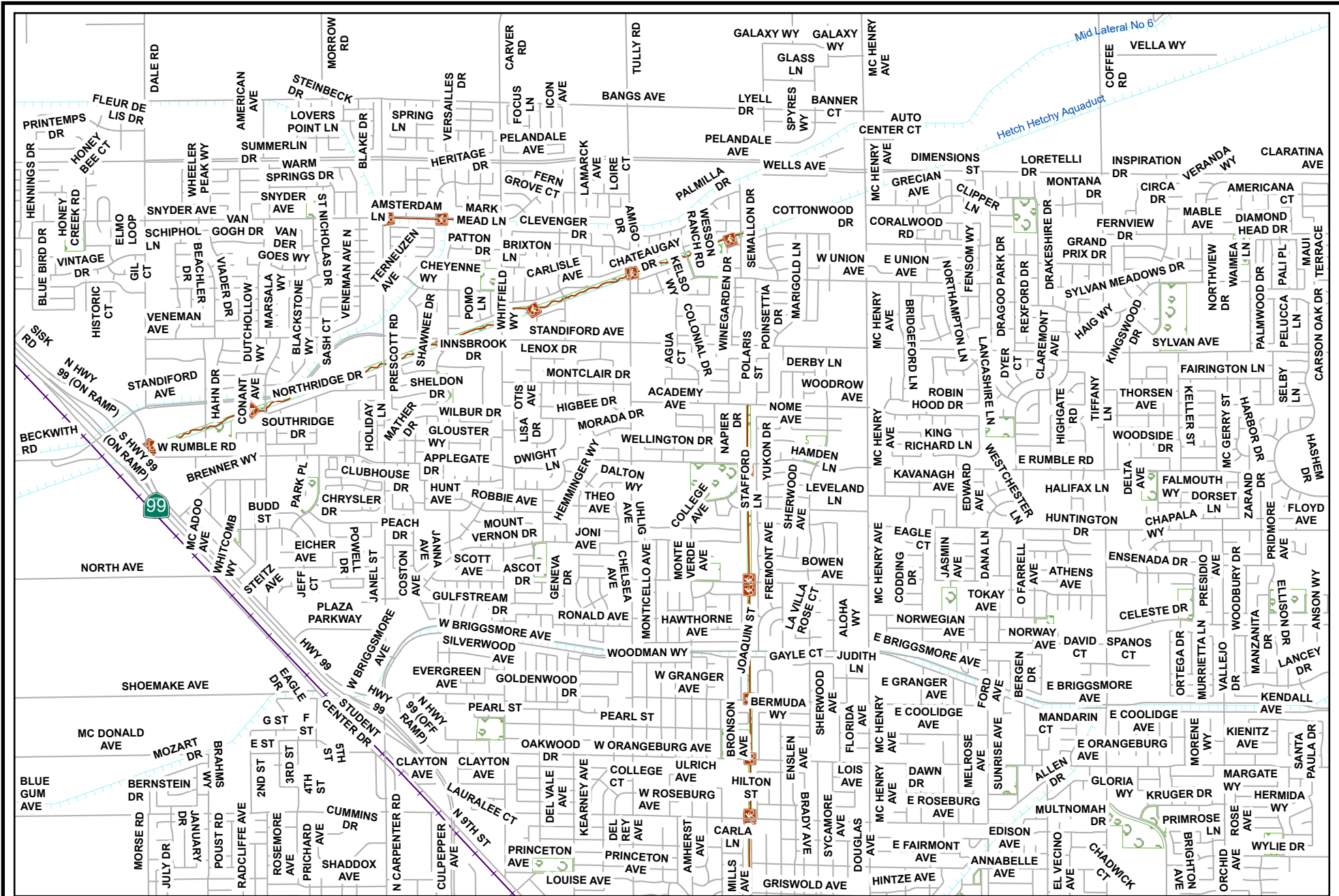
Proj Desc: This program will provide ADA improvements to residential neighborhoods. The City maintains an ADA action list that captures citizen concerns regarding accessibility of specific locations throughout the City. Public participation will be facilitated through City's website and social media. Concerns will be prioritized, and projects developed by City staff to improve accessibility and safety in residential neighborhoods. Anticipated improvements include compliant ramps, pedestrian refuges, signage and striping, ADA improvements, signal upgrades (detection cameras, ADA push buttons, beacons) where needed.

Proj Stat: Construction complete. Warrently Period ends June 2025

Revenues	Budget	Actuals+Commit	Available	Prop. Inc./Dec. for 25-26	Bud + Prop. Incr/Decr	Avail.+ Prop. Incr/Decr	26-27	27-28	28-29	29-30	Total Budgeted up to 2030
61410 Transfer In from Fund 1410	695,534	617,059	78,475	0	695,534	78,475	0	0	0	0	695,534
Revenue Totals:	695,534	617,059	78,475	0	695,534	78,475	0	0	0	0	695,534

Expenditures	Budget	Actual+Commit	Available	Prop. Inc./Dec. for 25-26	Budget+Prop. Inc./Dec.	Avail.+Prop. Inc./Dec.	26-27	27-28	28-29	29-30	Total Budgeted up to 2030
CA Construction Admin	45,460	47,664	-2,204	0	45,460	-2,204	0	0	0	0	45,460
CON Construction	568,249	553,042	15,207	0	568,249	15,207	0	0	0	0	568,249
CTGY-CIP Contingency - CIP	56,825	9,642	47,183	0	56,825	47,183	0	0	0	0	56,825
EDA Eng/Design/Admin	25,000	16,512	8,488	0	25,000	8,488	0	0	0	0	25,000
Expenditure Totals:	695,534	626,860	68,674	0	695,534	68,674	0	0	0	0	695,534

Fund Balance Required	Budget+Prop. Inc./Dec.	Available+Prop. Inc./Dec.
Measure L - Capital Projects-3300	0	-9,800



City of Modesto

Project #: 101271
 CED - Briggsmore/Carpenter at SR-99



Page Number: 276



City of Modesto: 2026-30 Capital Improvement Program

CED - Briggsmore/Carpenter at SR-99 Interchange

101271

Capital Un-sponsored

<i>Cost Center:</i> 14999	<i>Category:</i> Traffic Circulation	<i>Start Date:</i>
<i>Hosting Fund:</i> Capital Grants - Streets CIP Projects-3160	<i>Type Class:</i> Major Street Improvements	<i>End Date:</i>
<i>Element Listing:</i> Comm Dev	<i>Area:</i> Within City	<i>Status:</i> New
<i>Classification:</i> Improvements	<i>Manager:</i> Wells, Toby	<i>Const. Code:</i> Not Awarded

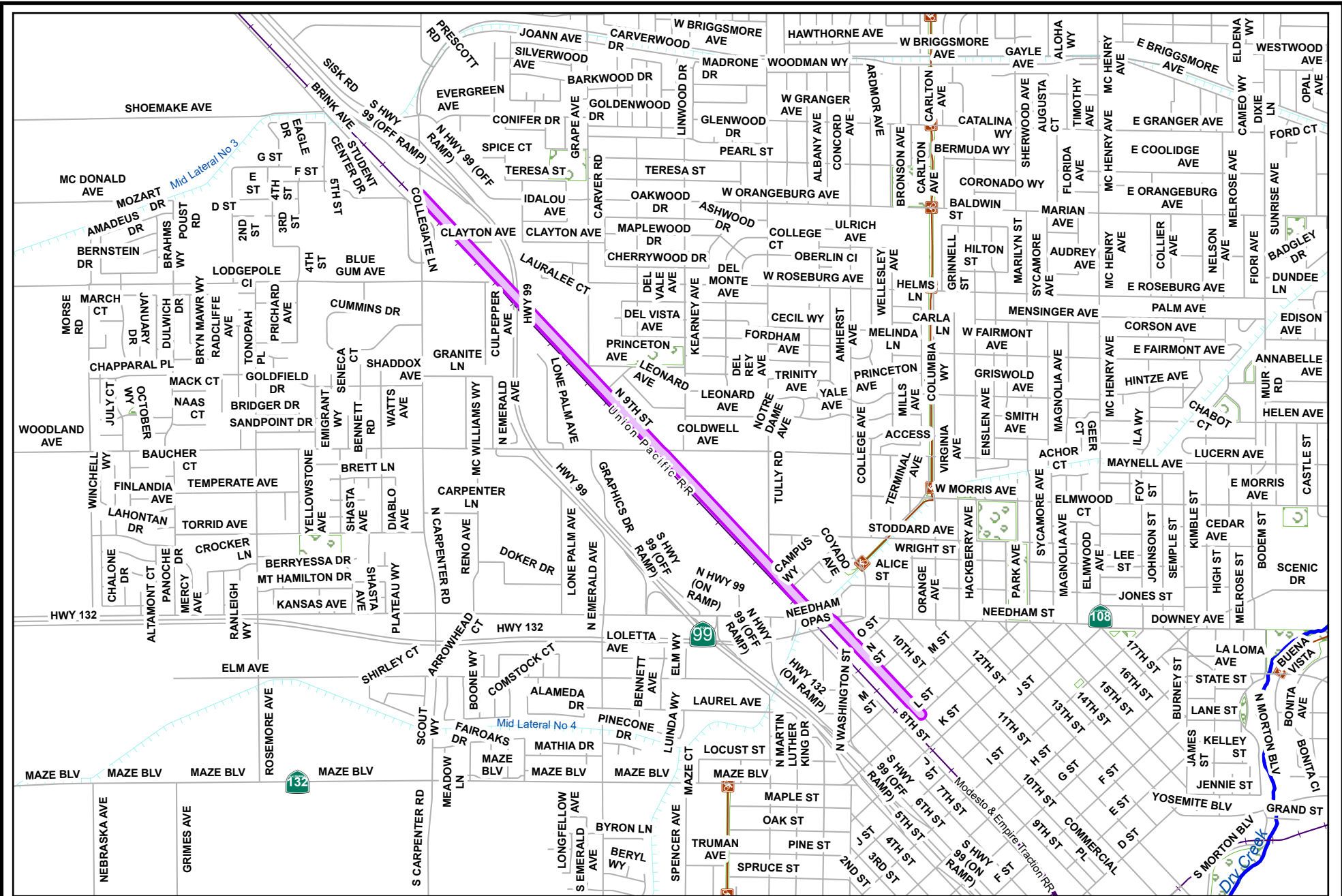
Proj Desc: This first phase of the project will provide funding for the Project Initiation Document (PID). Upon completion of the PID, the PA&ED Phase will begin. Work may include but is not limited to scoping the project, hiring a consultant to prepare the PID and complete the PA&ED phase of the project. This project be funded by Regional Measure L and Federal grants.

Proj Stat: City Council awarded consultant contract to AECOM in May 2023. PSR to be completed in early 2025

Revenues	Budget	Actuals+Commit	Available	Prop. Inc./Dec. for 25-26	Bud + Prop. Incr/Decr	Avail.+ Prop. Incr/Decr	26-27	27-28	28-29	29-30	Total Budgeted up to 2030
42110 Intergov - State - CA Department of Transportation	5,113,482	949,705	4,163,777	0	5,113,482	4,163,777	0	0	0	0	5,113,482
42455 Intergov - Local - StanCOG	2,549,000	0	2,549,000	0	2,549,000	2,549,000	0	0	0	0	2,549,000
Revenue Totals:	7,662,482	949,705	6,712,777	0	7,662,482	6,712,777	0	0	0	0	8,358,016

Expenditures	Budget	Actual+Commit	Available	Prop. Inc./Dec. for 25-26	Budget+Prop. Inc./Dec.	Avail.+Prop. Inc./Dec.	26-27	27-28	28-29	29-30	Total Budgeted up to 2030
Caltrans-PID Project Development	50,000	0	50,000	0	50,000	50,000	0	0	0	0	50,000
EDA Eng/Design/Admin	559,038	68,935	490,103	0	559,038	490,103	0	0	0	0	559,038
EDA-AECOM EDA-AECOM	7,018,011	1,297,113	5,720,898	0	7,018,011	5,720,898	0	0	0	0	7,018,011
PD Project Development	35,433	0	35,433	0	35,433	35,433	0	0	0	0	35,433
Expenditure Totals:	7,662,482	1,366,049	6,296,433	0	7,662,482	6,296,433	0	0	0	0	7,662,482

Fund Balance Required	Budget+Prop. Inc./Dec.	Available+Prop. Inc./Dec.
Capital Grants - Streets CIP Projects-3160	0	-416,344



City of Modesto

Project #: 101295
 CED - 9th St Corridor Improvements AHSC



Page Number: 284



City of Modesto: 2026-30 Capital Improvement Program

CED - 9th St Corridor Improvements AHSC Grant

101295
Capital Un-sponsored

<i>Cost Center:</i> 14999	<i>Category:</i> Traffic Circulation	<i>Start Date:</i>
<i>Hosting Fund:</i> Capital Grants - CIP Projects-3140	<i>Type Class:</i> Major Street Improvements	<i>End Date:</i>
<i>Element Listing:</i> Comm Dev	<i>Area:</i> Within City	<i>Status:</i> New
<i>Classification:</i> Improvements	<i>Manager:</i> Sacuskie, Michael Wayne	<i>Const. Code:</i> Not Awarded

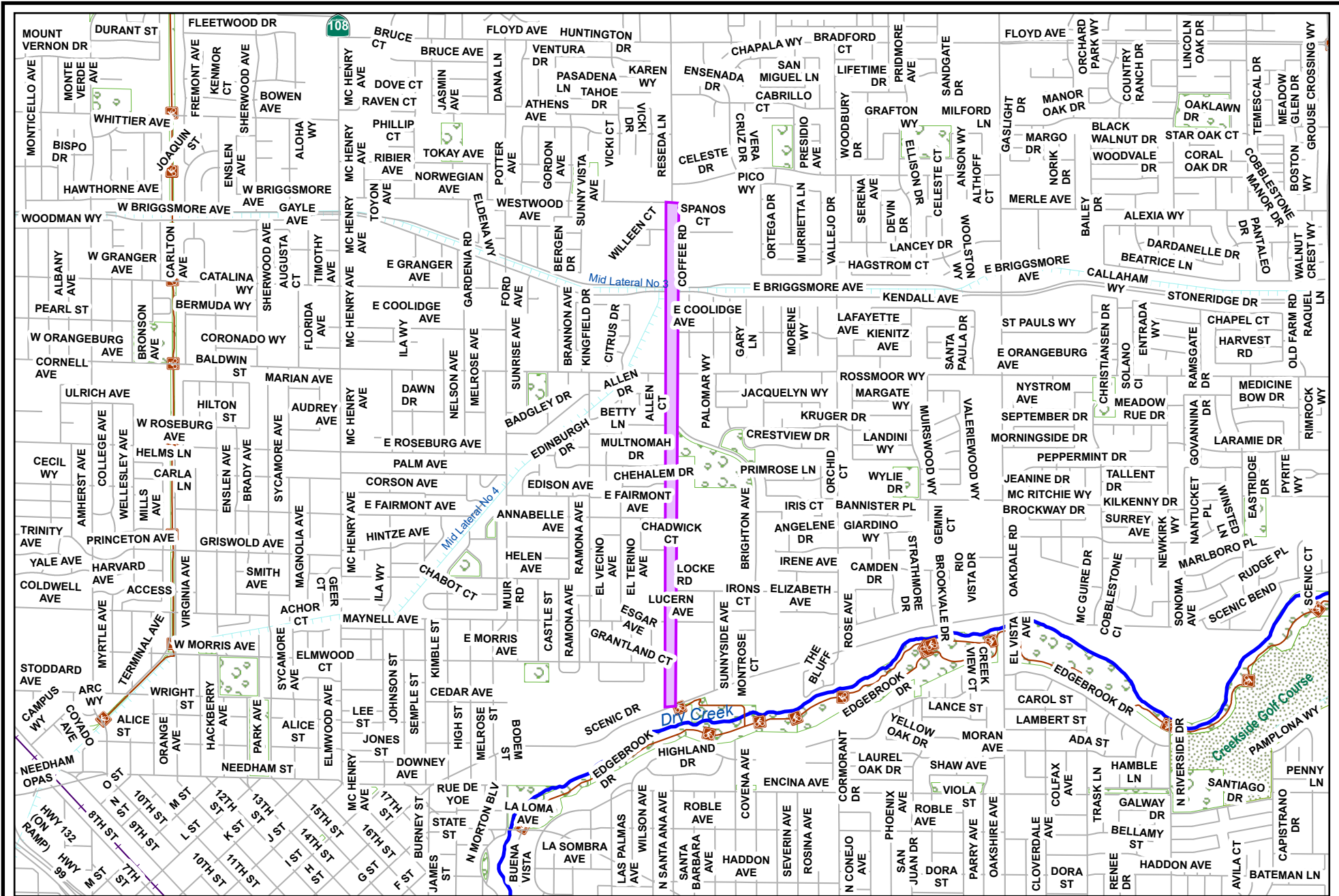
Proj Desc: Install 2.2 miles of Class 1 bike path from Carpenter Road overpass to L Street. Additional improvements include installation of a roundabout at the 9th St/Carver intersection and potentially at the 9th/Tully and 9th/Kansas.

Proj Stat: Anticipate bidding spring 2025.

Revenues	Budget	Actuals+Commit	Available	Prop. Inc./Dec. for 25-26	Bud + Prop. Incr/Decr	Avail.+ Prop. Incr/Decr	26-27	27-28	28-29	29-30	Total Budgeted up to 2030
42148 Intergov - State - Transp Engineering and Design - AHSC (HCD)	6,000,000	0	6,000,000	0	6,000,000	6,000,000	0	0	0	0	6,000,000
61410 Transfer In from Fund 1410	9,806,833	0	9,806,833	0	9,806,833	9,806,833	0	0	0	0	9,806,833
Revenue Totals:	15,806,833	0	15,806,833	0	15,806,833	15,806,833	0	0	0	0	15,806,833

Expenditures	Budget	Actual+Commit	Available	Prop. Inc./Dec. for 25-26	Budget+Prop. Inc./Dec.	Avail.+Prop. Inc./Dec.	26-27	27-28	28-29	29-30	Total Budgeted up to 2030
CA Construction Admin	250,000	2,628	247,372	0	250,000	247,372	0	0	0	0	250,000
CON Construction	4,920,000	0	4,920,000	0	4,920,000	4,920,000	0	0	0	0	4,920,000
CON-ML-BP Construction ML-BP	850,057	0	850,057	0	850,057	850,057	0	0	0	0	850,057
CON-ML-LSR Construction ML-LSR	3,956,776	0	3,956,776	0	3,956,776	3,956,776	0	0	0	0	3,956,776
CON-Platform CON-Platform	350,000	0	350,000	0	350,000	350,000	0	0	0	0	350,000
CTGY-CIP Contingency - CIP	150,000	0	150,000	0	150,000	150,000	0	0	0	0	150,000
EAH-Bus Passes EAH-Bus Passes	0	0	0	0	0	0	0	0	0	0	0
EDA Eng/Design/Admin	330,000	796,690	-466,690	0	330,000	-466,690	0	0	0	0	330,000
Expenditure Totals:	10,806,833	799,318	10,007,515	0	10,806,833	10,007,515	0	0	0	0	10,806,833

Fund Balance Required	Budget+Prop. Inc./Dec.	Available+Prop. Inc./Dec.
Capital Grants - CIP Projects-3140	-5,000,000	-5,799,318



City of Modesto

Project #: 101314
 CED - Coffee Rd. Pavement Rehabilitation



City of Modesto: 2026-30 Capital Improvement Program

**CED - Coffee Rd. Pavement Rehabilitaion Phase II (Scenic Drive to Nowegian Avenue)
(Capital/Non-Capital Mix)**

101314

Capital Un-sponsored

<i>Cost Center:</i> 14999	<i>Category:</i> Traffic Circulation	<i>Start Date:</i>
<i>Hosting Fund:</i> Measure L - Capital Projects-3300	<i>Type Class:</i> Other Street Projects	<i>End Date:</i>
<i>Element Listing:</i> Comm Svcs & Fac	<i>Area:</i> Within City	<i>Status:</i> New
<i>Classification:</i> Improvements	<i>Manager:</i> Soares, Phillip A	<i>Const. Code:</i> New or Future

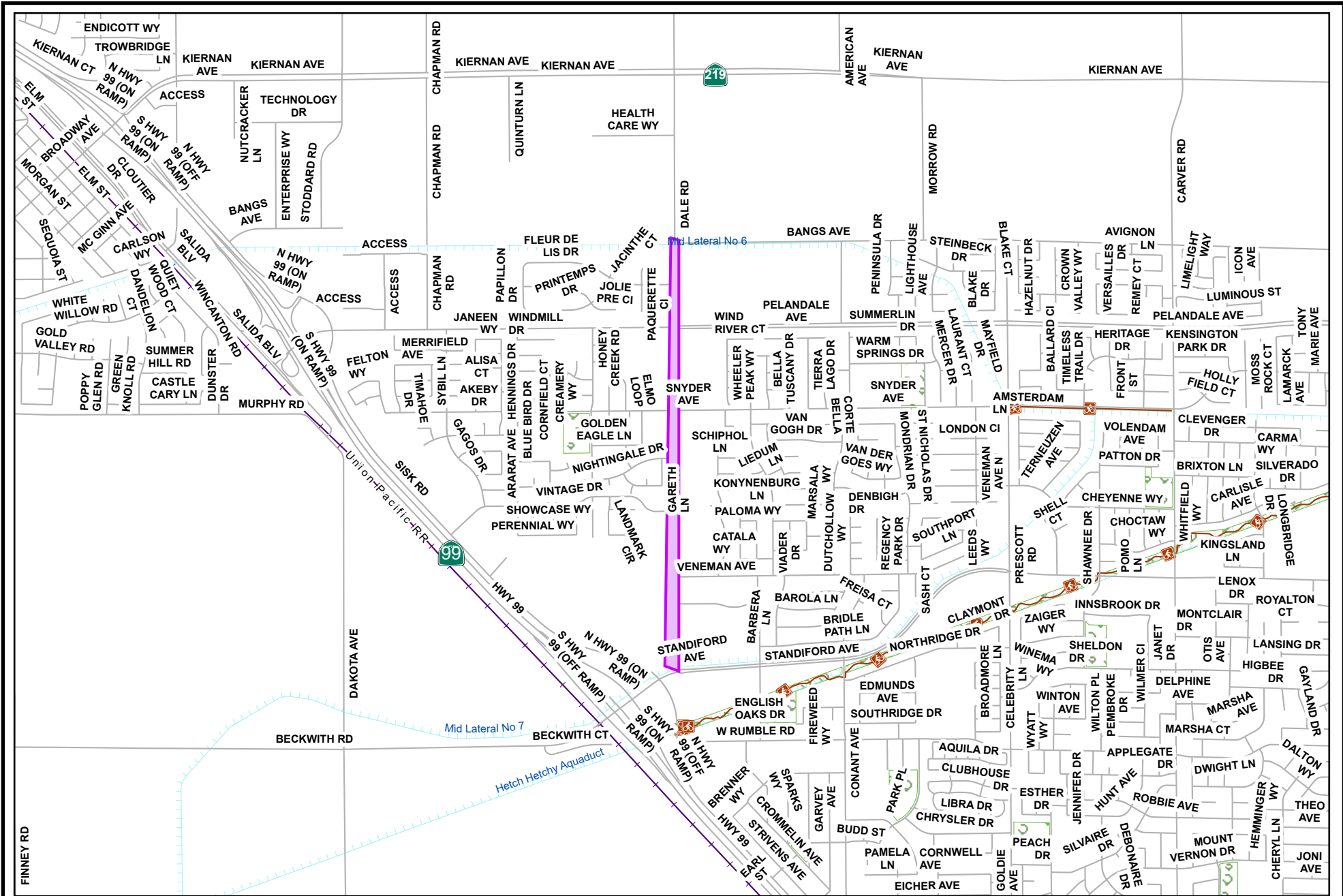
Proj Desc: This project is for pavement rehabilitation on Coffee Road from Scenic Drive to Nowegian Avenue, approximately 1.5 centerline miles or 616,000 square feet of pavement. Anticipated improvements include roadway resurfacing and/or reconstruction, new signage and striping, ADA upgrades and improvements neat Thomas Downey High School, and storm drainage system improvements.

Proj Stat: In design

Revenues	Budget	Actuals+Commit	Available	Prop. Inc./Dec. for 25-26	Bud + Prop. Incr/Decr	Avail.+ Prop. Incr/Decr	26-27	27-28	28-29	29-30	Total Budgeted up to 2030
61410 Transfer In from Fund 1410	2,748,500	73,697	2,674,803	0	2,748,500	2,674,803	0	0	0	0	2,748,500
Revenue Totals:	2,748,500	73,697	2,674,803	0	2,748,500	2,674,803	0	0	0	0	2,748,500

Expenditures	Budget	Actual+Commit	Available	Prop. Inc./Dec. for 25-26	Budget+Prop. Inc./Dec.	Avail.+Prop. Inc./Dec.	26-27	27-28	28-29	29-30	Total Budgeted up to 2030
CA Construction Admin	286,800	0	286,800	0	286,800	286,800	0	0	0	0	286,800
CON Construction	1,912,000	0	1,912,000	0	1,912,000	1,912,000	0	0	0	0	1,912,000
CTGY-CIP Contingency - CIP	191,200	0	191,200	0	191,200	191,200	0	0	0	0	191,200
EDA Eng/Design/Admin	358,500	76,520	281,980	0	358,500	281,980	0	0	0	0	358,500
Expenditure Totals:	2,748,500	76,520	2,671,980	0	2,748,500	2,671,980	0	0	0	0	2,748,500

Fund Balance Required	Budget+Prop. Inc./Dec.	Available+Prop. Inc./Dec.
Measure L - Capital Projects-3300	0	-2,824



City of Modesto

Project #: 101315
 CED - Dale Road Pavement Rehabilitation



Page Number: 290



City of Modesto: 2026-30 Capital Improvement Program

CED - Dale Road Pavement Rehabilitation (Standiford to Bangs) (Capital/Non-Capital Mix)

101315

Capital Un-sponsored

<i>Cost Center:</i> 14999	<i>Category:</i> Traffic Circulation	<i>Start Date:</i>
<i>Hosting Fund:</i> Measure L - Capital Projects-3300	<i>Type Class:</i> Other Street Projects	<i>End Date:</i>
<i>Element Listing:</i> Comm Svcs & Fac	<i>Area:</i> Within City	<i>Status:</i> New
<i>Classification:</i> Improvements	<i>Manager:</i> Soares, Phillip A	<i>Const. Code:</i> New or Future

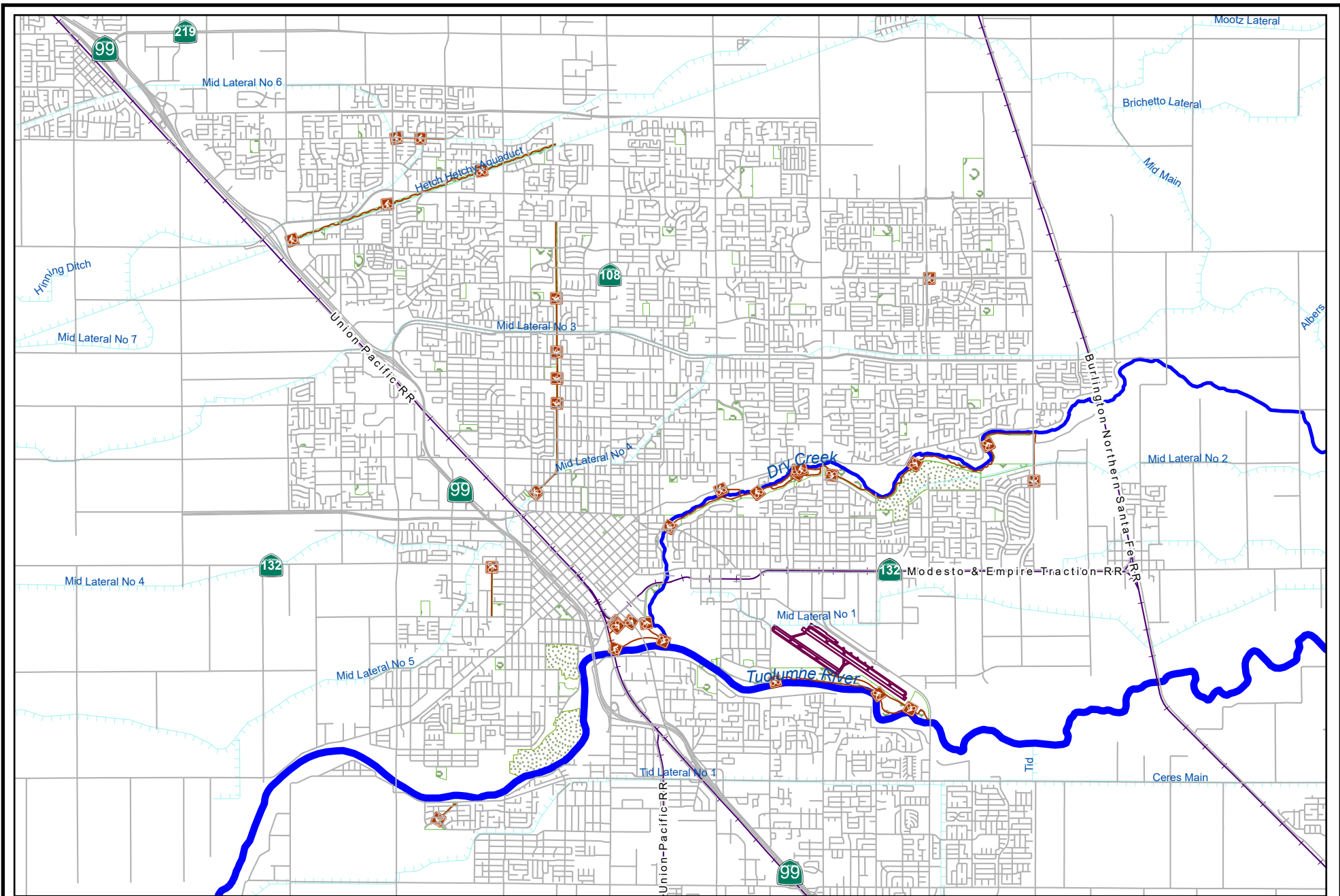
Proj Desc: This project is for pavement rehabilitation on Dale Road from Standiford Avenue to Bangs Avenue, approximately 1.3 centerline miles or 450,000 square feet of pavement. Anticipated project improvements include roadway resurfacing and/or reconstruction, new signage and striping, ADA upgrades, and storm drainage system improvements.

Proj Stat: In design.

Revenues	Budget	Actuals+Commit	Available	Prop. Inc./Dec. for 25-26	Bud + Prop. Incr/Decr	Avail.+ Prop. Incr/Decr	26-27	27-28	28-29	29-30	Total Budgeted up to 2030
61410 Transfer In from Fund 1410	2,185,000	26,816	2,158,184	0	2,185,000	2,158,184	0	0	0	0	2,185,000
Revenue Totals:	2,185,000	26,816	2,158,184	0	2,185,000	2,158,184	0	0	0	0	2,185,000

Expenditures	Budget	Actual+Commit	Available	Prop. Inc./Dec. for 25-26	Budget+Prop. Inc./Dec.	Avail.+Prop. Inc./Dec.	26-27	27-28	28-29	29-30	Total Budgeted up to 2030
CA Construction Admin	285,000	0	285,000	0	285,000	285,000	0	0	0	0	285,000
CON Construction	1,469,000	0	1,469,000	0	1,469,000	1,469,000	0	0	0	0	1,469,000
CTGY-CIP Contingency - CIP	146,000	0	146,000	0	146,000	146,000	0	0	0	0	146,000
EDA Eng/Design/Admin	285,000	26,816	258,184	0	285,000	258,184	0	0	0	0	285,000
Expenditure Totals:	2,185,000	26,816	2,158,184	0	2,185,000	2,158,184	0	0	0	0	2,185,000

Fund Balance Required	Budget+Prop. Inc./Dec.	Available+Prop. Inc./Dec.
Measure L - Capital Projects-3300	0	0



City of Modesto

Project #: 101317
 PW - Carpenter/Maze/Prescott Fiber Drop



Page Number: 291



City of Modesto: 2026-30 Capital Improvement Program

PW - Carpenter/Maze/Prescott Fiber Drop-PW - Fiber Drop Downtown (G & H)-FHWA-CalTrans-CML-5059(262)-2023-20.205 HWY Planning and Con

101317

Capital Un-sponsored

<i>Cost Center:</i> 59999	<i>Category:</i> Traffic Circulation	<i>Start Date:</i>
<i>Hosting Fund:</i> Capital Grants - Streets CIP Projects-3160	<i>Type Class:</i> Traffic Signal Coordination	<i>End Date:</i>
<i>Element Listing:</i> Comm Dev	<i>Area:</i> Within City	<i>Status:</i> New
<i>Classification:</i> Improvements	<i>Manager:</i> Collins, Scott R	<i>Const. Code:</i> New or Future

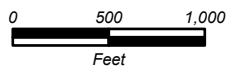
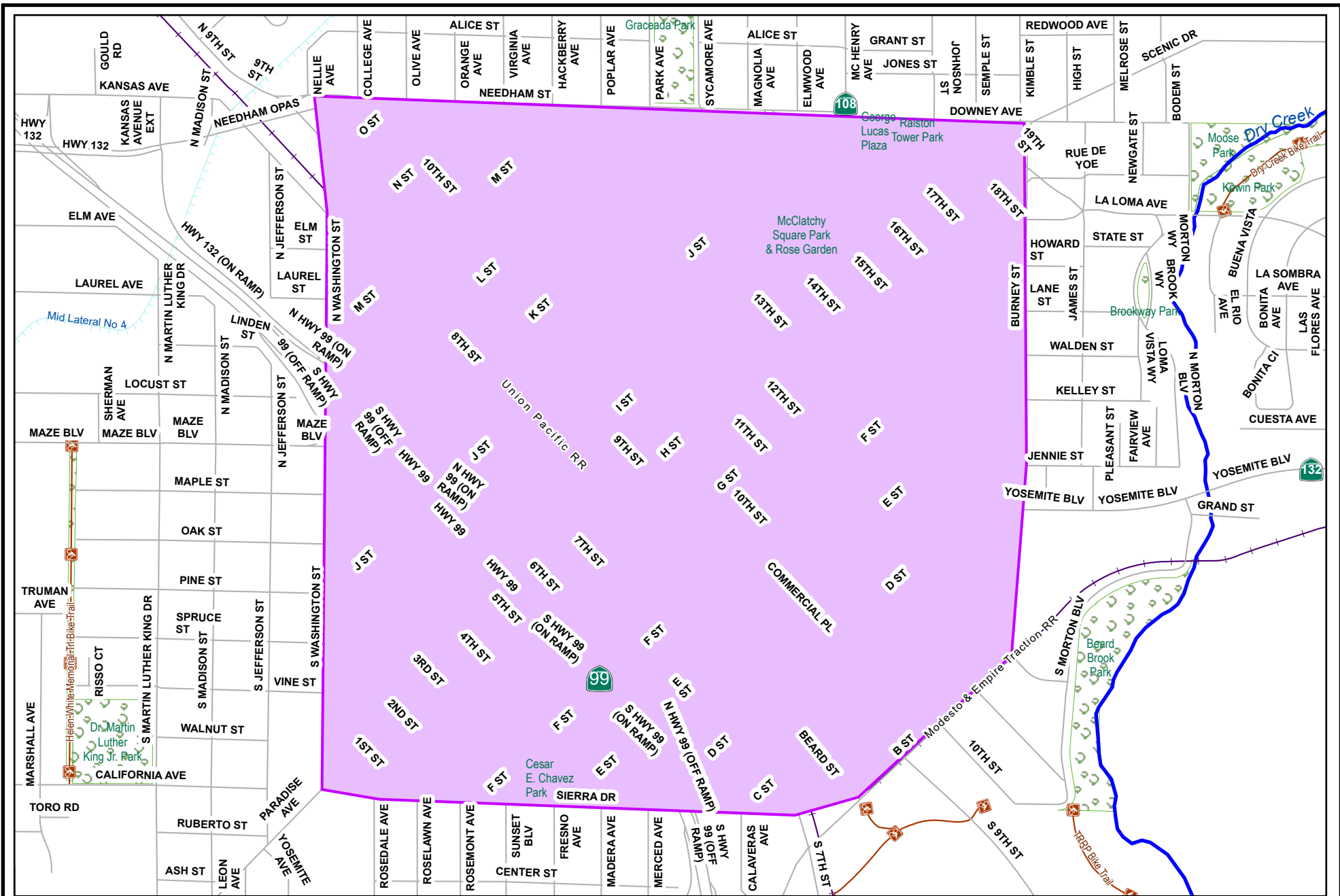
Proj Desc: This project is for the installation of fiber optic cable and network switches along Carpenter Road, Prescott Road, and Maze Boulevard to connect traffic signals. New fiber optic cable is increasing the capacity of the amount of data we can transmit and increasing speed of communication.

Proj Stat: In Design 90% complete.

Revenues	Budget	Actuals+Commit	Available	Prop. Inc./Dec. for 25-26	Bud + Prop. Incr/Decr	Avail.+ Prop. Incr/Decr	26-27	27-28	28-29	29-30	Total Budgeted up to 2030
42110 Intergov - State - CA Department of Transportation	1,200,000	4,965	1,195,035	0	1,200,000	1,195,035	0	0	0	0	1,200,000
61410 Transfer In from Fund 1410	70,000	47,201	22,799	0	70,000	22,799	0	0	0	0	70,000
Revenue Totals:	1,270,000	52,165	1,217,835	0	1,270,000	1,217,835	0	0	0	0	3,455,000

Expenditures	Budget	Actual+Commit	Available	Prop. Inc./Dec. for 25-26	Budget+Prop. Inc./Dec.	Avail.+Prop. Inc./Dec.	26-27	27-28	28-29	29-30	Total Budgeted up to 2030
CA Construction Admin	156,521	5,276	151,245	0	156,521	151,245	0	0	0	0	156,521
CON Construction	948,617	0	948,617	0	948,617	948,617	0	0	0	0	948,617
CTGY-CIP Contingency - CIP	94,862	0	94,862	0	94,862	94,862	0	0	0	0	94,862
EA Equip Acquisition	0	464	-464	0	0	-464	0	0	0	0	0
EDA Eng/Design/Admin	40,000	31,355	8,645	0	40,000	8,645	0	0	0	0	40,000
UR Utility Relocation	30,000	15,640	14,360	0	30,000	14,360	0	0	0	0	30,000
Expenditure Totals:	1,270,000	52,735	1,217,265	0	1,270,000	1,217,265	0	0	0	0	1,270,000

Fund Balance Required	Budget+Prop. Inc./Dec.	Available+Prop. Inc./Dec.
Capital Grants - Streets CIP Projects-3160	0	-570



City of Modesto

Project #: 101318
 PW - Fiber Drop Downtown (G & H)



City of Modesto: 2026-30 Capital Improvement Program

**PW - Fiber Drop Downtown (G & H)-FHWA-CalTrans-CML-5059(261)-2023-20.205 HWY
Planning and Con**

101318

Capital Un-sponsored

<i>Cost Center:</i> 59999	<i>Category:</i> Traffic Circulation	<i>Start Date:</i>
<i>Hosting Fund:</i> Capital Grants - Streets CIP Projects-3160	<i>Type Class:</i> Traffic Signal Coordination	<i>End Date:</i>
<i>Element Listing:</i> Comm Dev	<i>Area:</i> Within City	<i>Status:</i> Active
<i>Classification:</i> Improvements	<i>Manager:</i> Collins, Scott R	<i>Const. Code:</i> New or Future

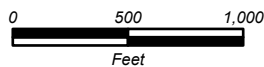
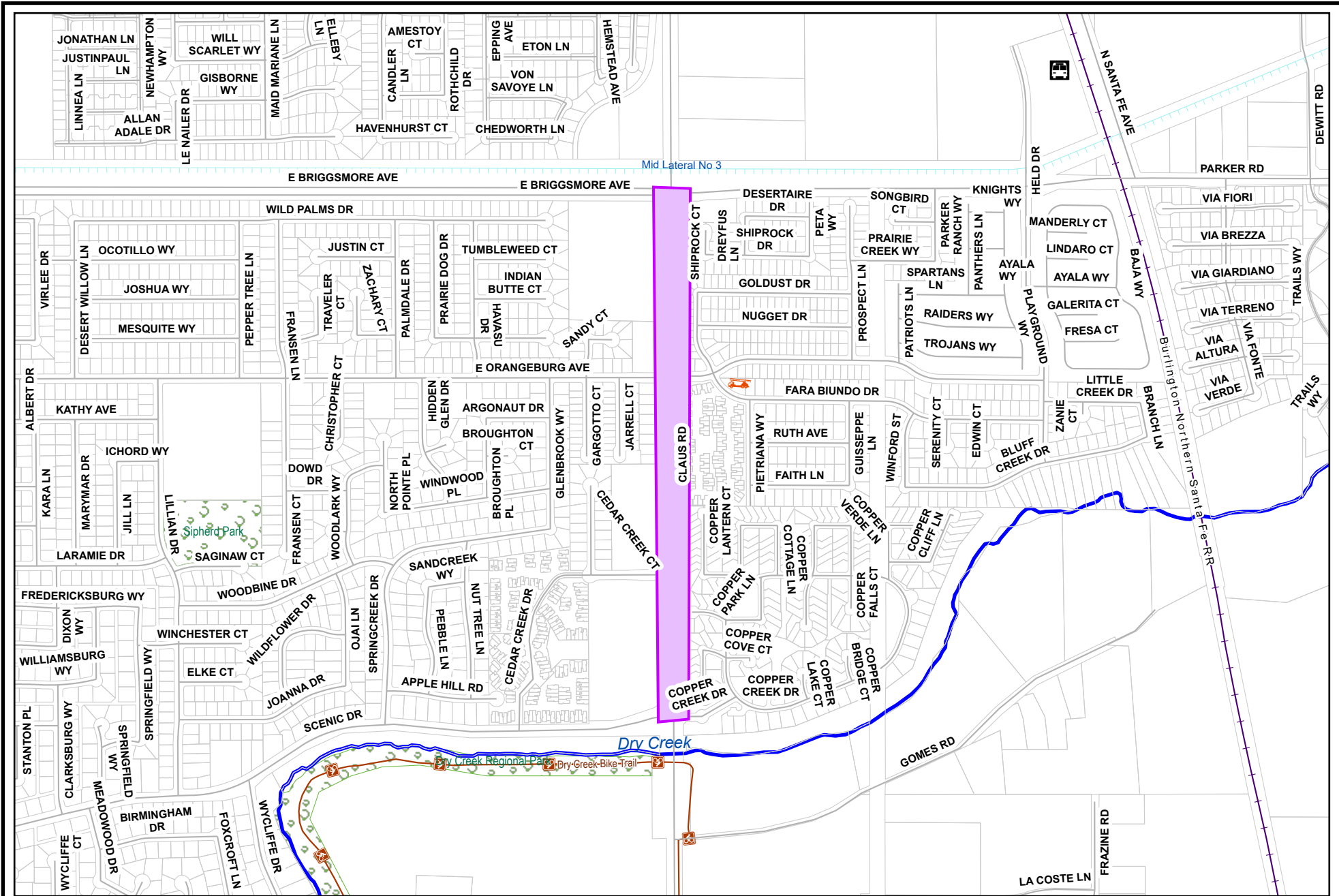
Proj Desc: This project is for the installation of fiber optic cable and network switches in the downtown central business district along G and H street to connect traffic signals. New fiber optic cable is increasing the capacity of the amount of data we can transmit and increasing speed of communication.

Proj Stat: Project awarded by Council. Preparing for construction.

Revenues	Budget	Actuals+Commit	Available	Prop. Inc./Dec. for 25-26	Bud + Prop. Incr/Decr	Avail.+ Prop. Incr/Decr	26-27	27-28	28-29	29-30	Total Budgeted up to 2030
42110 Intergov - State - CA Department of Transportation	941,404	8,978	932,426	0	941,404	932,426	0	0	0	0	941,404
61410 Transfer In from Fund 1410	1,108,747	28,811	1,079,936	0	1,108,747	1,079,936	0	0	0	0	1,108,747
Revenue Totals:	2,050,151	37,789	2,012,362	0	2,050,151	2,012,362	0	0	0	0	2,050,151

Expenditures	Budget	Actual+Commit	Available	Prop. Inc./Dec. for 25-26	Budget+Prop. Inc./Dec.	Avail.+Prop. Inc./Dec.	26-27	27-28	28-29	29-30	Total Budgeted up to 2030
CA Construction Admin	145,676	9,944	135,732	0	145,676	135,732	0	0	0	0	145,676
CON Construction	1,703,250	0	1,703,250	0	1,703,250	1,703,250	0	0	0	0	1,703,250
CTGY-CIP Contingency - CIP	171,225	0	171,225	0	171,225	171,225	0	0	0	0	171,225
EDA Eng/Design/Admin	30,000	34,410	-4,410	0	30,000	-4,410	0	0	0	0	30,000
Expenditure Totals:	2,050,151	44,354	2,005,797	0	2,050,151	2,005,797	0	0	0	0	2,050,151

Fund Balance Required	Budget+Prop. Inc./Dec.	Available+Prop. Inc./Dec.
Capital Grants - Streets CIP Projects-3160	0	-6,565



City of Modesto

Project #: 101322
 PW - Claus Road Signal Coord



City of Modesto: 2026-30 Capital Improvement Program

PW - Claus Road Signal Coordination CMAQ

101322

Capital Un-sponsored

<i>Cost Center:</i> 59999	<i>Category:</i> Traffic Circulation	<i>Start Date:</i>
<i>Hosting Fund:</i> Capital Grants - Streets CIP Projects-3160	<i>Type Class:</i> Traffic Signal Coordination	<i>End Date:</i>
<i>Element Listing:</i> Comm Dev	<i>Area:</i> Within City	<i>Status:</i> New
<i>Classification:</i> Improvements	<i>Manager:</i> Collins, Scott R	<i>Const. Code:</i> New or Future

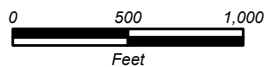
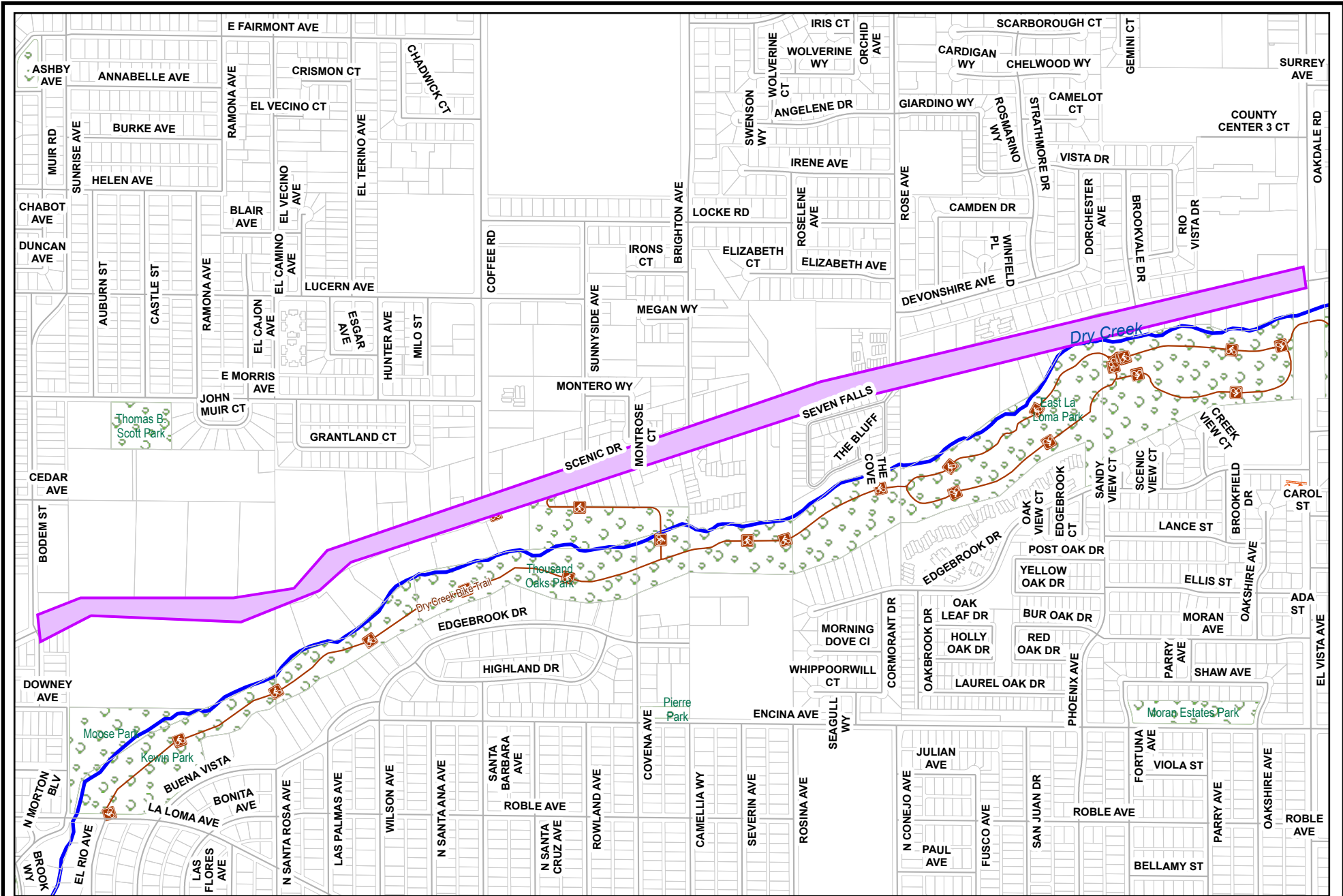
Proj Desc: This project is for the installation of new software and hardware upgrades along Claus Road to coordinate signals at Briggsmore, Orangeburg, Scenic, and Creekside to reduce vehicle delay.

Proj Stat: Project under construction, 90% complete.

Revenues	Budget	Actuals+Commit	Available	Prop. Inc./Dec. for 25-26	Bud + Prop. Incr/Decr	Avail.+ Prop. Incr/Decr	26-27	27-28	28-29	29-30	Total Budgeted up to 2030
42110 Intergov - State - CA Department of Transportation	236,250	132,196	104,054	0	236,250	104,054	0	0	0	0	236,250
61410 Transfer In from Fund 1410	301,873	76,182	225,691	0	301,873	225,691	0	0	0	0	301,873
Revenue Totals:	538,123	208,379	329,744	0	538,123	329,744	0	0	0	0	538,123

Expenditures	Budget	Actual+Commit	Available	Prop. Inc./Dec. for 25-26	Budget+Prop. Inc./Dec.	Avail.+Prop. Inc./Dec.	26-27	27-28	28-29	29-30	Total Budgeted up to 2030
CA Construction Admin	56,563	42,110	14,453	0	56,563	14,453	0	0	0	0	56,563
CON Construction	372,350	365,600	6,750	0	372,350	6,750	0	0	0	0	372,350
CTGY-CIP Contingency - CIP	34,209	0	34,209	0	34,209	34,209	0	0	0	0	34,209
EDA Eng/Design/Admin	75,000	71,428	3,572	0	75,000	3,572	0	0	0	0	75,000
Expenditure Totals:	538,122	479,138	58,984	0	538,122	58,984	0	0	0	0	538,122

Fund Balance Required	Budget+Prop. Inc./Dec.	Available+Prop. Inc./Dec.
Capital Grants - Streets CIP Projects-3160	-1	-270,760



City of Modesto

Project #: 101323
 PW - Scenic Dr Signal Coordination



City of Modesto: 2026-30 Capital Improvement Program

PW - Scenic Dr Signal Coordination

101323

Capital Un-sponsored

<i>Cost Center:</i> 59999	<i>Category:</i> Traffic Circulation	<i>Start Date:</i>
<i>Hosting Fund:</i> Capital Grants - Streets CIP Projects-3160	<i>Type Class:</i> Traffic Signal Coordination	<i>End Date:</i>
<i>Element Listing:</i> Comm Dev	<i>Area:</i> Within City	<i>Status:</i> New
<i>Classification:</i> Improvements	<i>Manager:</i> Collins, Scott R	<i>Const. Code:</i> New or Future

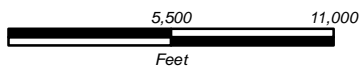
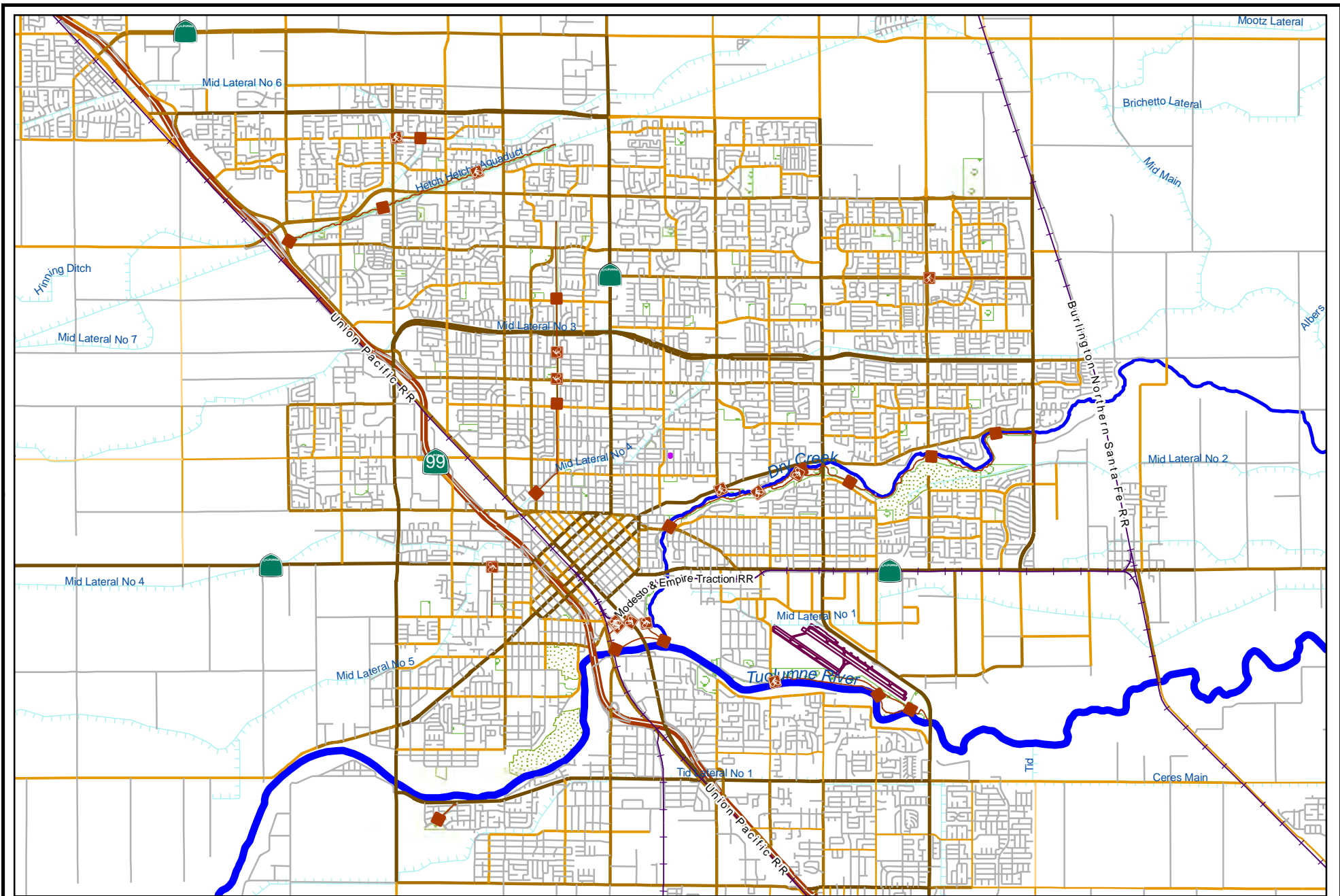
Proj Desc: This project is for the installation of new software and hardware upgrades along Scenic Drive to coordinate signals at Bodem, Rose, Coffee, and Oakdale to reduce vehicle delay.

Proj Stat: Project under construction, 90% complete.

Revenues	Budget	Actuals+Commit	Available	Prop. Inc./Dec. for 25-26	Bud + Prop. Incr/Decr	Avail.+ Prop. Incr/Decr	26-27	27-28	28-29	29-30	Total Budgeted up to 2030
42110 Intergov - State - CA Department of Transportation	315,000	274,776	40,224	0	315,000	40,224	0	0	0	0	315,000
61410 Transfer In from Fund 1410	331,877	233,185	98,692	0	331,877	98,692	0	0	0	0	331,877
Revenue Totals:	646,877	507,961	138,916	0	646,877	138,916	0	0	0	0	646,877

Expenditures	Budget	Actual+Commit	Available	Prop. Inc./Dec. for 25-26	Budget+Prop. Inc./Dec.	Avail.+Prop. Inc./Dec.	26-27	27-28	28-29	29-30	Total Budgeted up to 2030
CA Construction Admin	75,416	34,799	40,617	0	75,416	40,617	0	0	0	0	75,416
CON Construction	425,850	419,100	6,750	0	425,850	6,750	0	0	0	0	425,850
CTGY-CIP Contingency - CIP	45,611	23,144	22,467	0	45,611	22,467	0	0	0	0	45,611
EDA Eng/Design/Admin	100,000	62,329	37,671	0	100,000	37,671	0	0	0	0	100,000
Expenditure Totals:	646,877	539,371	107,506	0	646,877	107,506	0	0	0	0	646,877

Fund Balance Required	Budget+Prop. Inc./Dec.	Available+Prop. Inc./Dec.
Capital Grants - Streets CIP Projects-3160	0	-31,411



City of Modesto

Project #: 101333

PW - Install RRFB at 10 Locations



City of Modesto: 2026-30 Capital Improvement Program

PW - Installation of Rectangular Rapid Flashing Beacons (RRFB) at 10 Locations-FHWA-CalTrans-HSIPSL-5050(251)-2021-20.205 HWY Planning and Con

101333

Capital Un-sponsored

<i>Cost Center:</i> 59999	<i>Category:</i> Traffic Circulation	<i>Start Date:</i>
<i>Hosting Fund:</i> Capital Grants - Streets CIP Projects-3160	<i>Type Class:</i> Traffic Control Devices	<i>End Date:</i>
<i>Element Listing:</i> Comm Dev	<i>Area:</i> Within City	<i>Status:</i> New
<i>Classification:</i> Improvements	<i>Manager:</i> Collins, Scott R	<i>Const. Code:</i> New or Future

Proj Desc: Install RRFB at the following locations:

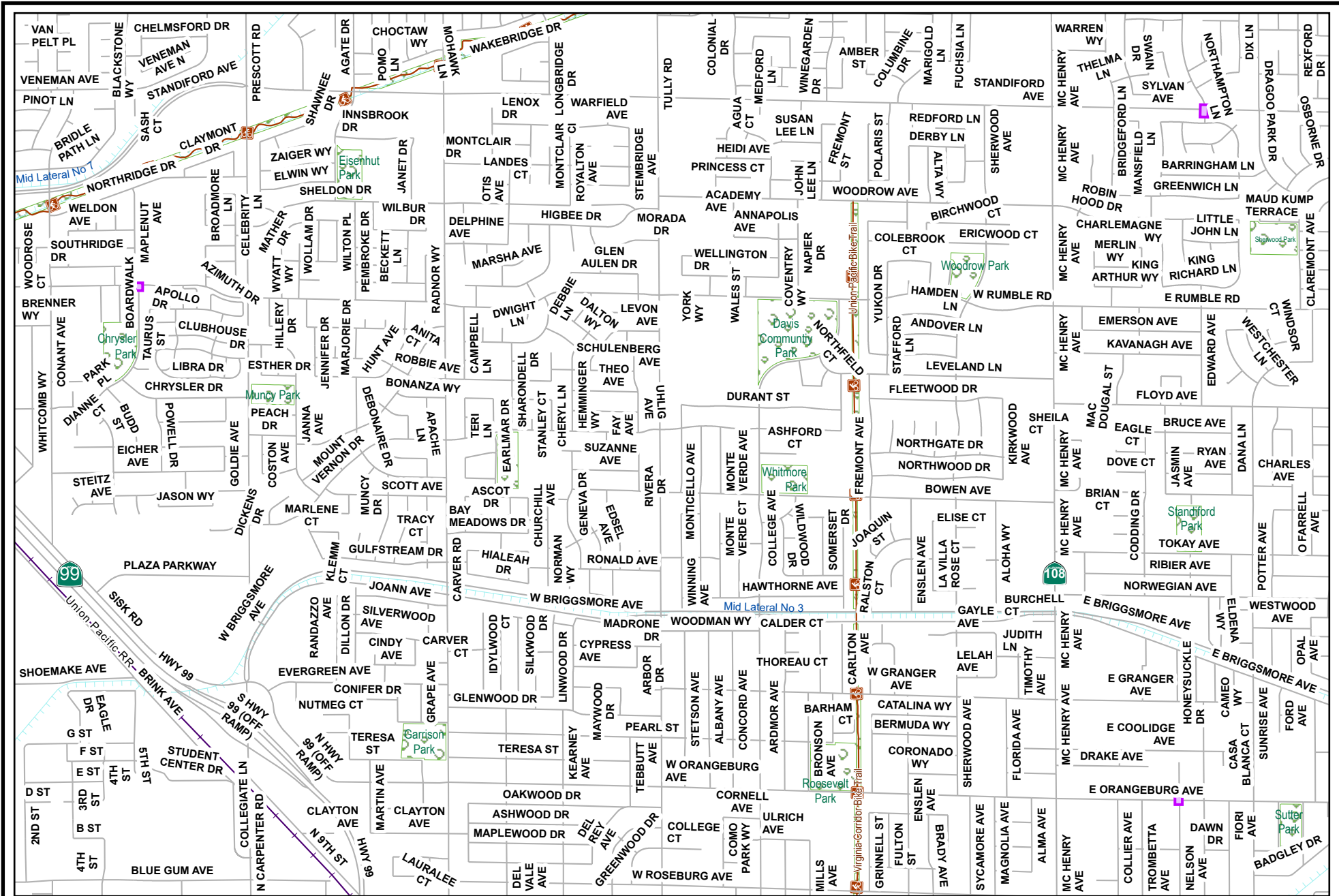
1. 16th at I St
2. 15th at H St
3. Granger at Florida
4. Morris at Auburn
5. Tully at Leonard
6. Lincoln at Poppypatch
7. Lincoln at Penny
8. Tully at MJC
9. Carpenter at CA
10. Stoddard at MJC

Proj Stat: Requesting authorization to construct. Preparing for bid.

Revenues	Budget	Actuals+Commit	Available	Prop. Inc./Dec. for 25-26	Bud + Prop. Incr/Decr	Avail.+ Prop. Incr/Decr	26-27	27-28	28-29	29-30	Total Budgeted up to 2030
42110 Intergov - State - CA Department of Transportation	135,000	87,312	47,688	0	135,000	47,688	0	0	0	0	135,000
61410 Transfer In from Fund 1410	0	0	0	0	0	0	0	0	0	0	0
Revenue Totals:	135,000	87,312	47,688	0	135,000	47,688	0	0	0	0	135,000

Expenditures	Budget	Actual+Commit	Available	Prop. Inc./Dec. for 25-26	Budget+Prop. Inc./Dec.	Avail.+Prop. Inc./Dec.	26-27	27-28	28-29	29-30	Total Budgeted up to 2030
EDA Eng/Design/Admin	135,000	90,047	44,953	0	135,000	44,953	0	0	0	0	135,000
Expenditure Totals:	135,000	90,047	44,953	0	135,000	44,953	0	0	0	0	135,000

Fund Balance Required	Budget+Prop. Inc./Dec.	Available+Prop. Inc./Dec.
Capital Grants - Streets CIP Projects-3160	0	-2,736



City of Modesto

Project #: 101361
 PW - Install RRFB at 3 Locations-FHWA-



Page Number: 297



City of Modesto: 2026-30 Capital Improvement Program

**PW - Install RRFB at 3 Locations-FHWA-CalTrans-HSIPSL-5059(252)-2021-20.205 HWY
Planning and Con**

101361

Capital Un-sponsored

<i>Cost Center:</i> 59999	<i>Category:</i> Traffic Circulation	<i>Start Date:</i>
<i>Hosting Fund:</i> Capital Grants - Streets CIP Projects-3160	<i>Type Class:</i> Traffic Control Devices	<i>End Date:</i>
<i>Element Listing:</i> Comm Dev	<i>Area:</i> Within City	<i>Status:</i> New
<i>Classification:</i> Improvements	<i>Manager:</i> Collins, Scott R	<i>Const. Code:</i> New or Future

Proj Desc: Install RRFB at School Crossings:

1. Rumble Rd and Park Place
2. Sylvan Ave and Northampton Lane

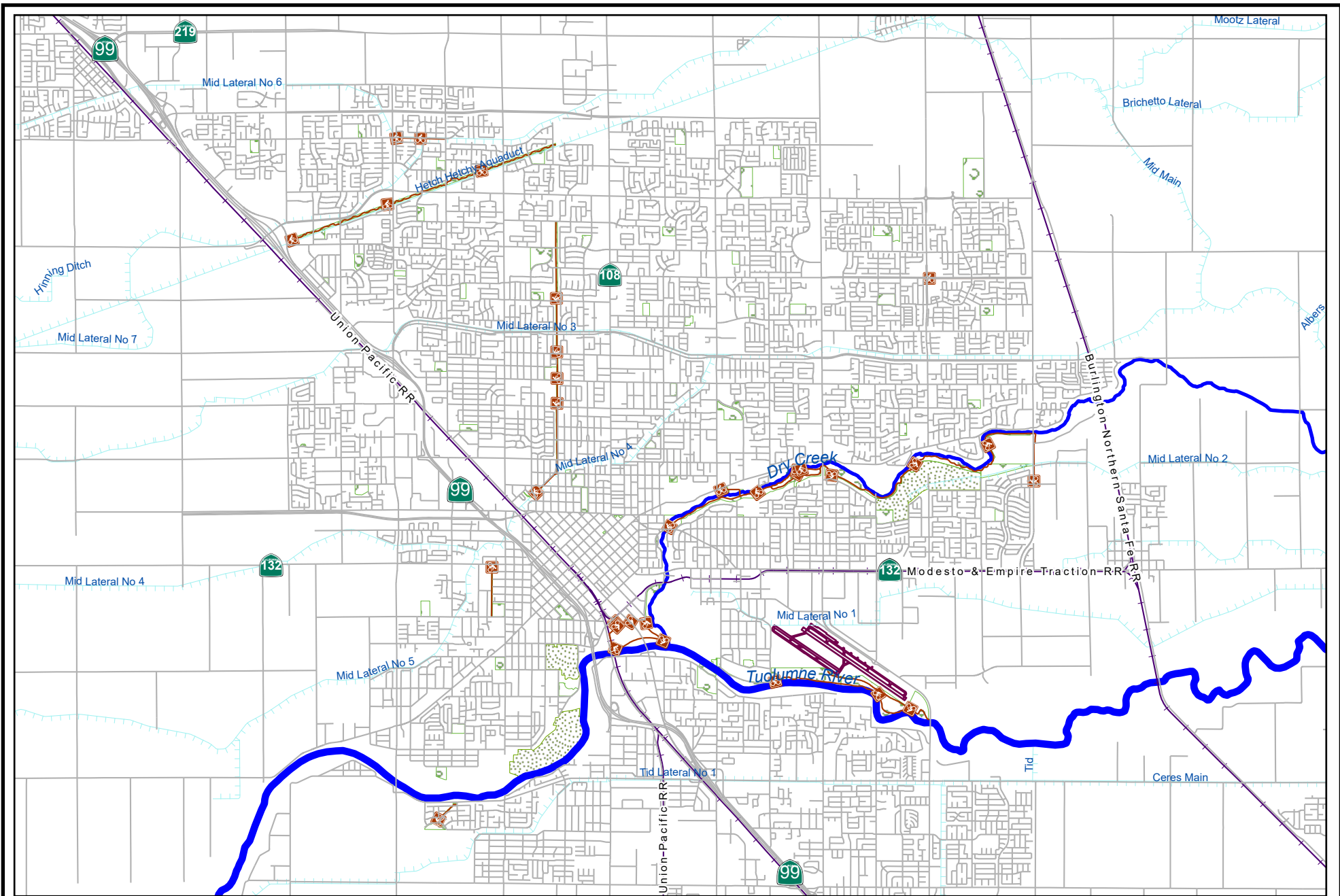
Install LED flashing stop signs at 4 locations

Proj Stat: Requesting authorization to construct. Preparing to bid.

Revenues	Budget	Actuals+Commit	Available	Prop. Inc./Dec. for 25-26	Bud + Prop. Incr/Decr	Avail.+ Prop. Incr/Decr	26-27	27-28	28-29	29-30	Total Budgeted up to 2030
42110 Intergov - State - CA Department of Transportation	34,000	18,692	15,308	0	34,000	15,308	0	0	0	0	34,000
Revenue Totals:	34,000	18,692	15,308	0	34,000	15,308	0	0	0	0	34,000

Expenditures	Budget	Actual+Commit	Available	Prop. Inc./Dec. for 25-26	Budget+Prop. Inc./Dec.	Avail.+Prop. Inc./Dec.	26-27	27-28	28-29	29-30	Total Budgeted up to 2030
EDA Eng/Design/Admin	34,000	22,141	11,859	0	34,000	11,859	0	0	0	0	34,000
Expenditure Totals:	34,000	22,141	11,859	0	34,000	11,859	0	0	0	0	34,000

Fund Balance Required	Budget+Prop. Inc./Dec.	Available+Prop. Inc./Dec.
Capital Grants - Streets CIP Projects-3160	0	-3,449



City of Modesto

Project #: 101362
PW - Signal heads with retro-reflective back



Page Number: 298



City of Modesto: 2026-30 Capital Improvement Program

PW - Signal heads with retro-reflective back plates, ATC cabinets and advance limit lines-FHWA-CalTrans-HSIPSL-5059(253)-2021-20.205 HWY Planning and Con

101362

Capital Un-sponsored

<i>Cost Center:</i> 59999	<i>Category:</i> Traffic Circulation	<i>Start Date:</i>
<i>Hosting Fund:</i> Capital Grants - Streets CIP Projects-3160	<i>Type Class:</i> Traffic Control Devices	<i>End Date:</i>
<i>Element Listing:</i> Comm Dev	<i>Area:</i> Within City	<i>Status:</i> New
<i>Classification:</i> Improvements	<i>Manager:</i> Collins, Scott R	<i>Const. Code:</i> New or Future

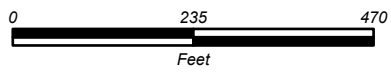
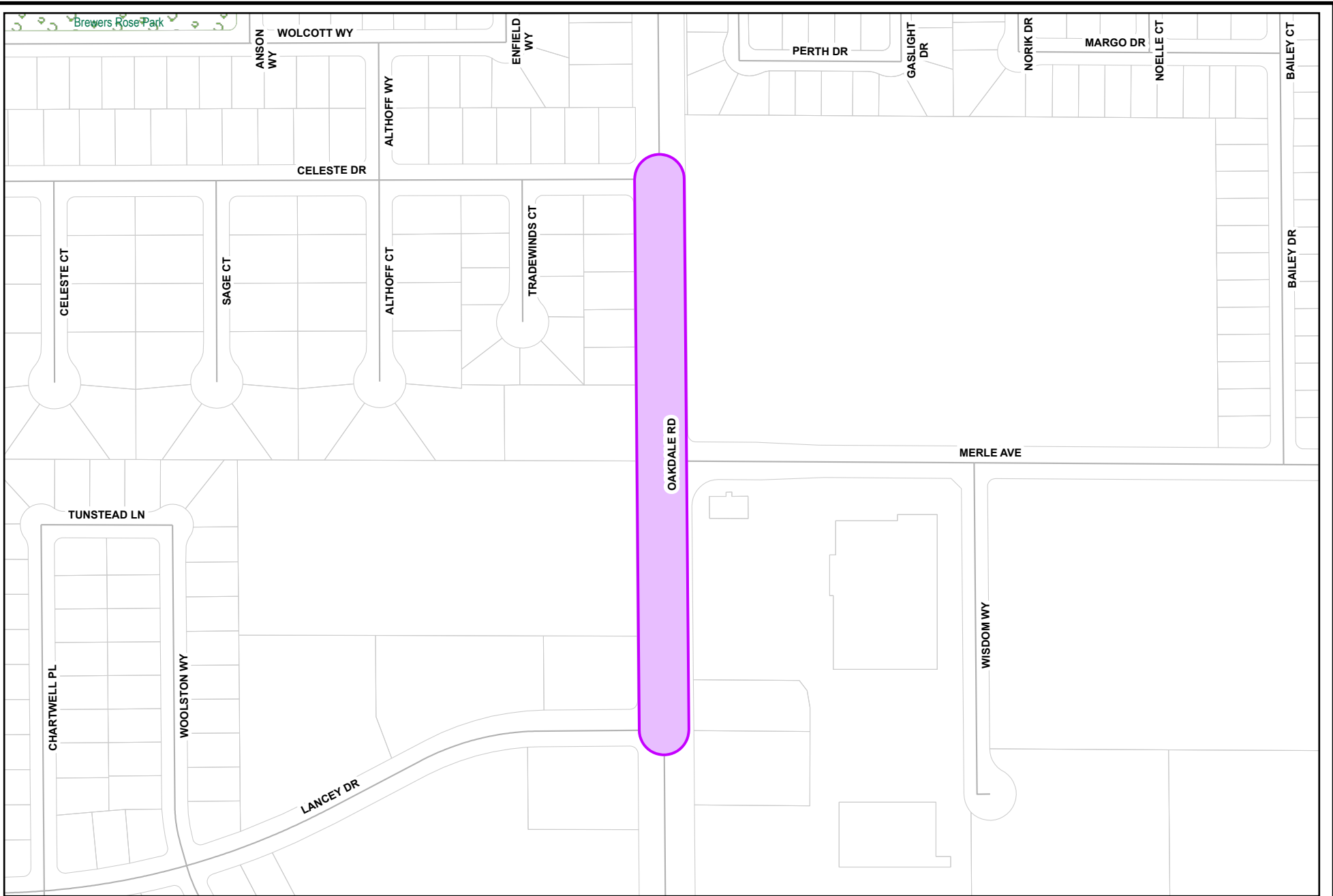
Proj Desc: Signal heads with retro-reflective back plates, ATC cabinets and advance limit lines

Proj Stat: Requesting authorization to construct. Preparing to bid.

Revenues	Budget	Actuals+Commit	Available	Prop. Inc./Dec. for 25-26	Bud + Prop. Inc./Dec	Avail.+ Prop. Inc./Dec	26-27	27-28	28-29	29-30	Total Budgeted up to 2030
42110 Intergov - State - CA Department of Transportation	300,000	177,329	122,671	0	300,000	122,671	0	0	0	0	300,000
Revenue Totals:	300,000	177,329	122,671	0	300,000	122,671	0	0	0	0	300,000

Expenditures	Budget	Actual+Commit	Available	Prop. Inc./Dec. for 25-26	Budget+Prop. Inc./Dec.	Avail.+Prop. Inc./Dec.	26-27	27-28	28-29	29-30	Total Budgeted up to 2030
EDA Eng/Design/Admin	300,000	206,813	93,187	0	300,000	93,187	0	0	0	0	300,000
Expenditure Totals:	300,000	206,813	93,187	0	300,000	93,187	0	0	0	0	300,000

Fund Balance Required	Budget+Prop. Inc./Dec.	Available+Prop. Inc./Dec.
Capital Grants - Streets CIP Projects-3160	0	-29,484



City of Modesto
Project #: 101383
Oakdale Road Improvements



**CED-Oakdale Road Improvements-FHWA-CalTrans-HSIPSL 5059 (255)-2021-20.205 HWY
Planning and Con**

101383

Capital Un-sponsored

Cost Center: 14999 **Category:** Traffic Circulation **Start Date:**
Hosting Fund: Capital Grants - Streets CIP Projects-3160 **Type Class:** Intersection Upgrade **End Date:**
Element Listing: Comm Dev **Area:** Within City **Status:** New
Classification: Improvements **Manager:** Sandhu, Sandeep K **Const. Code:** New or Future

Proj Desc: The scope of the project will consider the installation of the following: pedestrian hybrid beacon, leading pedestrian intervals at signals, blank-out no right turn signals/signage, directional median, high visibility crosswalks, median refuge islands, and some Americans with Disabilities Act (ADA) improvements.

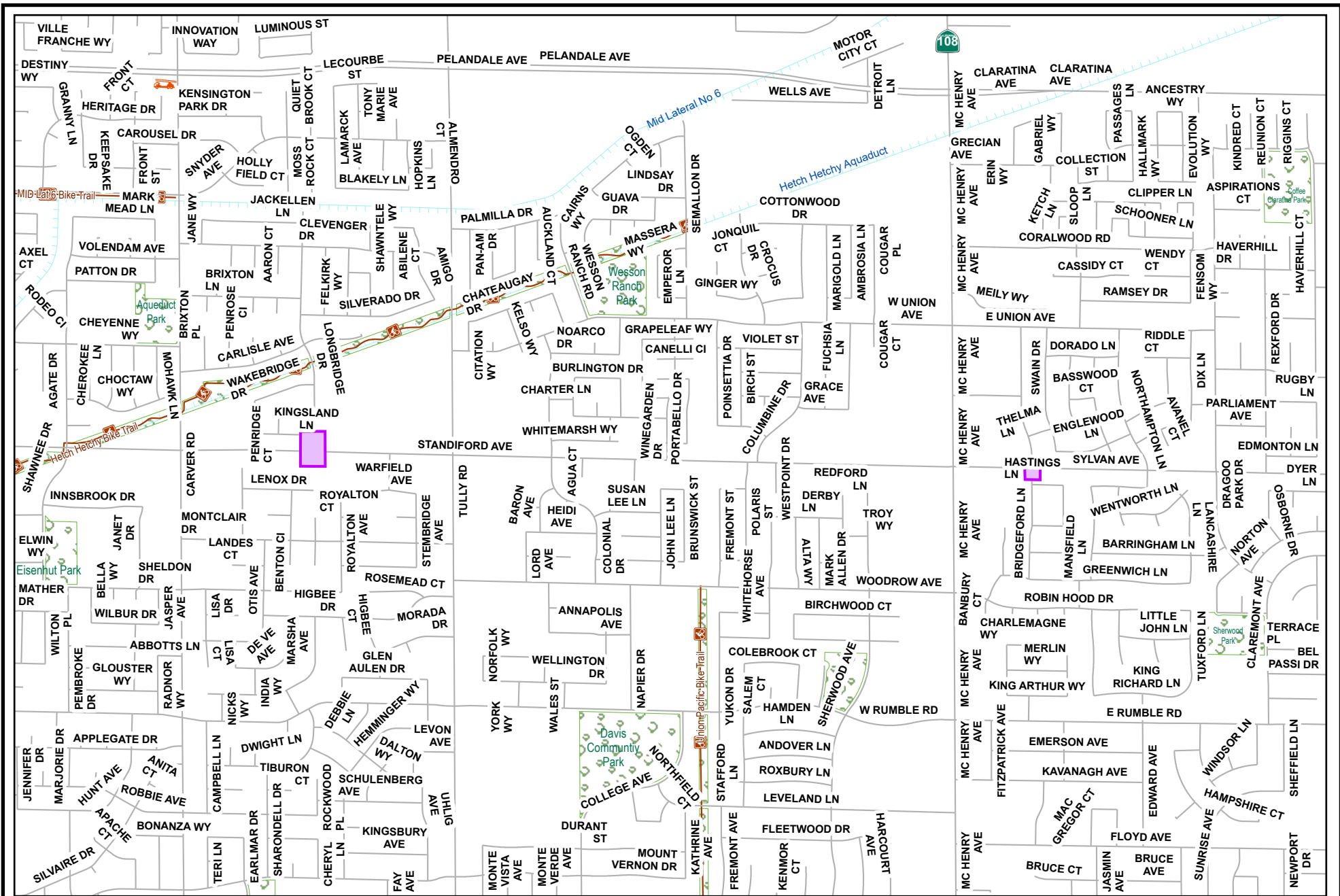
Project location is Oakdale Road from Lancey Drive to Celeste Drive.

Proj Stat: Project is in design.

Revenues	Budget	Actuals+Commit	Available	Prop. Inc./Dec. for 25-26	Bud + Prop. Inc./Decr	Avail.+ Prop. Incr/Decr	26-27	27-28	28-29	29-30	Total Budgeted up to 2030
42110 Intergov - State - CA Department of Transportation	147,510	59,990	87,520	0	147,510	87,520	0	0	0	0	147,510
61410 Transfer In from Fund 1410	116,390	6,689	109,701	0	116,390	109,701	0	0	0	0	116,390
61510 Transfer In from Fund 1510	119,137	0	119,137	0	119,137	119,137	0	0	0	0	119,137
Revenue Totals:	383,037	66,679	316,358	0	383,037	316,358	0	0	0	0	683,037

Expenditures	Budget	Actual+Commit	Available	Prop. Inc./Dec. for 25-26	Budget+Prop. Inc./Dec.	Avail.+Prop. Inc./Dec.	26-27	27-28	28-29	29-30	Total Budgeted up to 2030
EDA Eng/Design/Admin	383,037	67,017	316,020	0	383,037	316,020	0	0	0	0	383,037
Expenditure Totals:	383,037	67,017	316,020	0	383,037	316,020	0	0	0	0	383,037

Fund Balance Required	Budget+Prop. Inc./Dec.	Available+Prop. Inc./Dec.
Capital Grants - Streets CIP Projects-3160	0	-339



City of Modesto

Project #: 101384
 Sylvan/Standiford PHB's



Page Number: 307



City of Modesto: 2026-30 Capital Improvement Program

**CED-Sylvan/Standiford PHB's-FHWA-CalTrans-HSIPSL 5059 (254)-2021-20.205 HWY
Planning and Con**

101384

Capital Un-sponsored

<i>Cost Center:</i> 14999	<i>Category:</i> Traffic Circulation	<i>Start Date:</i>
<i>Hosting Fund:</i> Capital Grants - Streets CIP Projects-3160	<i>Type Class:</i> Traffic Signals	<i>End Date:</i>
<i>Element Listing:</i> Comm Dev	<i>Area:</i> Within City	<i>Status:</i> New
<i>Classification:</i> Improvements	<i>Manager:</i> Sandhu, Sandeep K	<i>Const. Code:</i> New or Future

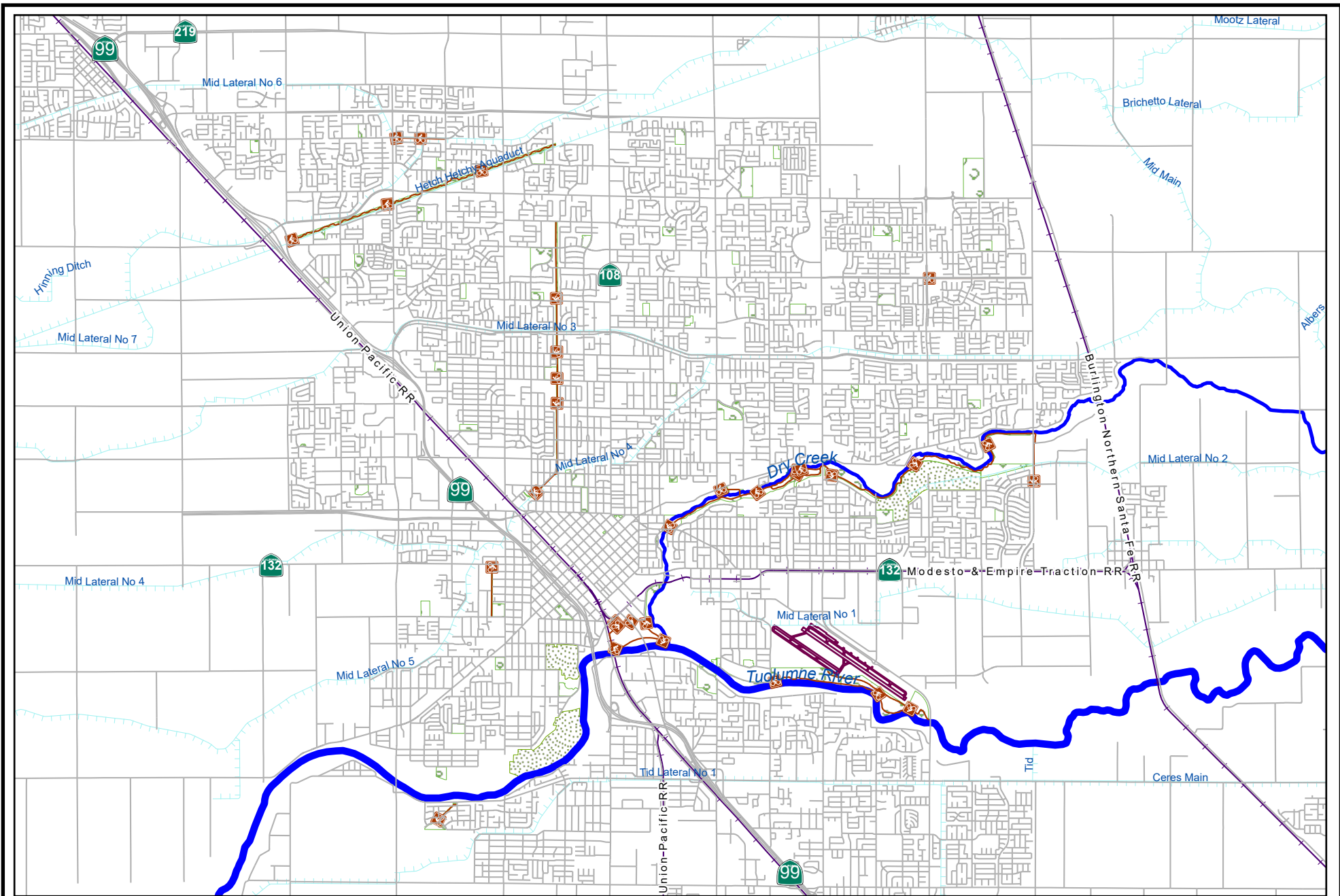
Proj Desc: The scope of the project will install pedestrian hybrid beacons, pedestrian refuge islands with directional median openings, and high visibility crosswalks at the intersections of Standiford Avenue/Longbridge Drive and Sylvan/Bridgeford Lane.

Proj Stat: Project is in design phase.

Revenues	Budget	Actuals+Commit	Available	Prop. Inc./Dec. for 25-26	Bud + Prop. Incr/Decr	Avail.+ Prop. Incr/Decr	26-27	27-28	28-29	29-30	Total Budgeted up to 2030
42110 Intergov - State - CA Department of Transportation	100,350	100,350	0	0	100,350	0	0	0	0	0	100,350
61410 Transfer In from Fund 1410	111,150	86,891	24,259	0	111,150	24,259	0	0	0	0	111,150
61510 Transfer In from Fund 1510	119,138	0	119,138	0	119,138	119,138	0	0	0	0	119,138
Revenue Totals:	330,638	187,241	143,397	0	330,638	143,397	0	0	0	0	330,638

Expenditures	Budget	Actual+Commit	Available	Prop. Inc./Dec. for 25-26	Budget+Prop. Inc./Dec.	Avail.+Prop. Inc./Dec.	26-27	27-28	28-29	29-30	Total Budgeted up to 2030
EDA Eng/Design/Admin	330,638	224,881	105,757	0	330,638	105,757	0	0	0	0	330,638
Expenditure Totals:	330,638	224,881	105,757	0	330,638	105,757	0	0	0	0	330,638

Fund Balance Required	Budget+Prop. Inc./Dec.	Available+Prop. Inc./Dec.
Capital Grants - Streets CIP Projects-3160	0	-37,640



City of Modesto
 Project #: 101391
 Neighborhood ADA Imp Program II



City of Modesto: 2026-30 Capital Improvement Program

CED - Neighborhood ADA Improvement Program II

101391

Capital Un-sponsored

<i>Cost Center:</i> 14999	<i>Category:</i> Traffic Circulation	<i>Start Date:</i>
<i>Hosting Fund:</i> Measure L - Capital Projects-3300	<i>Type Class:</i> Other Street Projects	<i>End Date:</i>
<i>Element Listing:</i> Comm Dev	<i>Area:</i> Within City	<i>Status:</i> New
<i>Classification:</i> Improvements	<i>Manager:</i> Soares, Phillip A	<i>Const. Code:</i> Under Construction

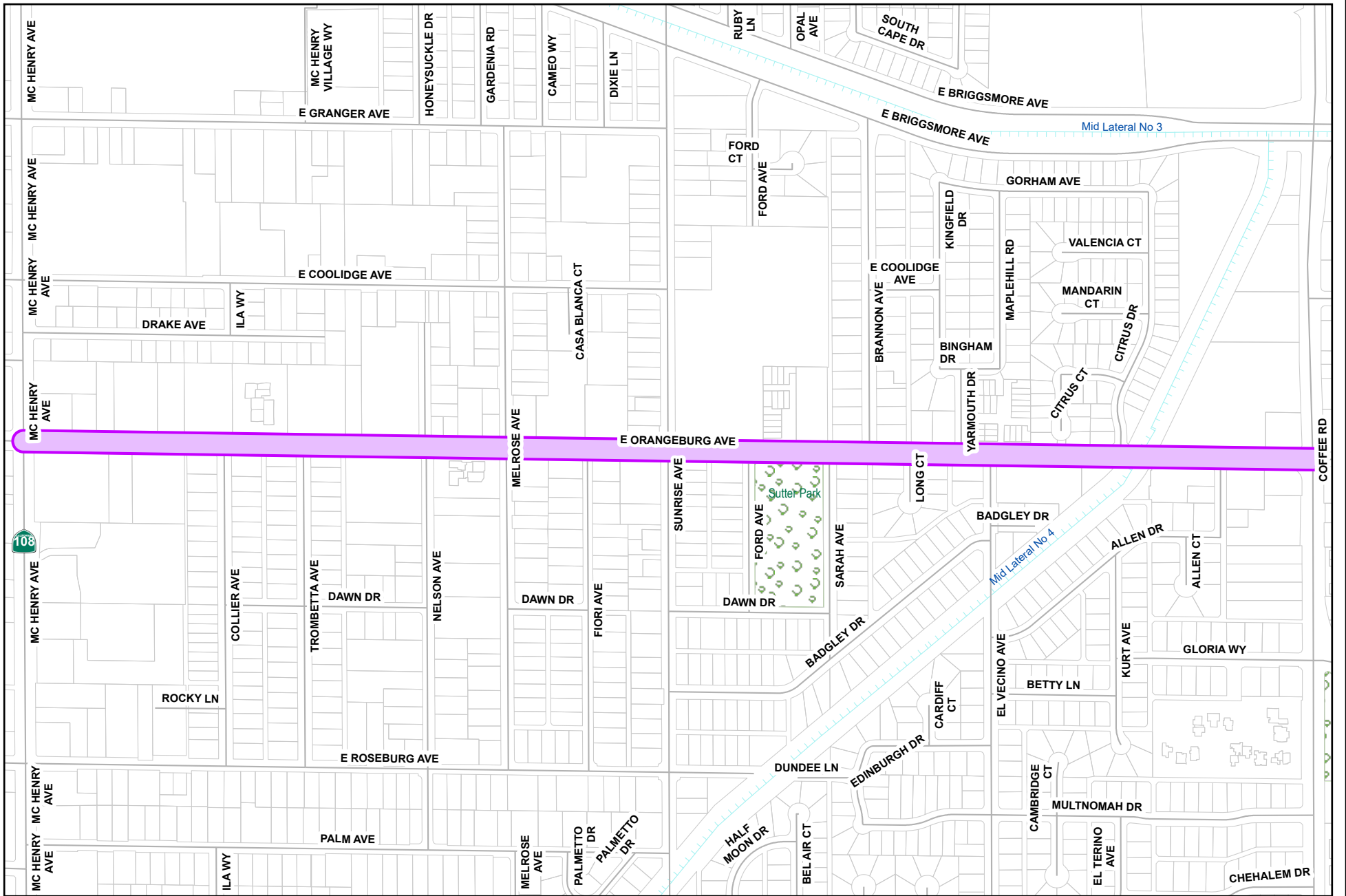
Proj Desc: This program will provide ADA improvements to residential neighborhoods. The City maintains an ADA action list that captures citizen concerns regarding accessibility of specific locations throughout the City. Public participation will be facilitated through City's website and social media. Concerns will be prioritized, and projects developed by City Staff to improve accessibility and safety in residential neighborhoods. Anticipated improvements include compliant ramps, pedestrian refuges, signage and striping, ADA improvements, signal upgrades (detection cameras, ADA push buttons, beacons) where needed.

Proj Stat: Project awarded to Bay Cities Paving & Grading Inc. at the 02/04/25 City Council Meeting.

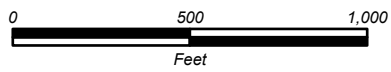
Revenues	Budget	Actuals+Commit	Available	Prop. Inc./Dec. for 25-26	Bud + Prop. Incr/Decr	Avail.+ Prop. Incr/Decr	26-27	27-28	28-29	29-30	Total Budgeted up to 2030
61410 Transfer In from Fund 1410	743,794	23,726	720,068	0	743,794	720,068	0	0	0	0	743,794
Revenue Totals:	743,794	23,726	720,068	0	743,794	720,068	0	0	0	0	743,794

Expenditures	Budget	Actual+Commit	Available	Prop. Inc./Dec. for 25-26	Budget+Prop. Inc./Dec.	Avail.+Prop. Inc./Dec.	26-27	27-28	28-29	29-30	Total Budgeted up to 2030
CA Construction Admin	12,199	0	12,199	0	12,199	12,199	0	0	0	0	12,199
CC-CA Consultant Charges	46,730	0	46,730	0	46,730	46,730	0	0	0	0	46,730
CON Construction	601,035	0	601,035	0	601,035	601,035	0	0	0	0	601,035
CTGY-CIP Contingency - CIP	60,103	0	60,103	0	60,103	60,103	0	0	0	0	60,103
EDA Eng/Design/Admin	23,727	23,726	1	0	23,727	1	0	0	0	0	23,727
Expenditure Totals:	743,794	23,726	720,068	0	743,794	720,068	0	0	0	0	743,794

Fund Balance Required	Budget+Prop. Inc./Dec.	Available+Prop. Inc./Dec.
Measure L - Capital Projects-3300	0	0



108



City of Modesto

Project #: 101392
 E. Orangeburg Ave Pavement Rehab Ph 2



Page Number: 309



City of Modesto: 2026-30 Capital Improvement Program

CED - Orangeburg Avenue Pavement Rehabilitation Phase 2 (McHenry Avenue to Coffee Road)

101392

Capital Un-sponsored

<i>Cost Center:</i> 14999	<i>Category:</i> Traffic Circulation	<i>Start Date:</i>
<i>Hosting Fund:</i> Measure L - Capital Projects-3300	<i>Type Class:</i> Major Street Improvements	<i>End Date:</i>
<i>Element Listing:</i> Comm Dev	<i>Area:</i> Within City	<i>Status:</i> New
<i>Classification:</i> Improvements	<i>Manager:</i> Soares, Phillip A	<i>Const. Code:</i> Under Construction

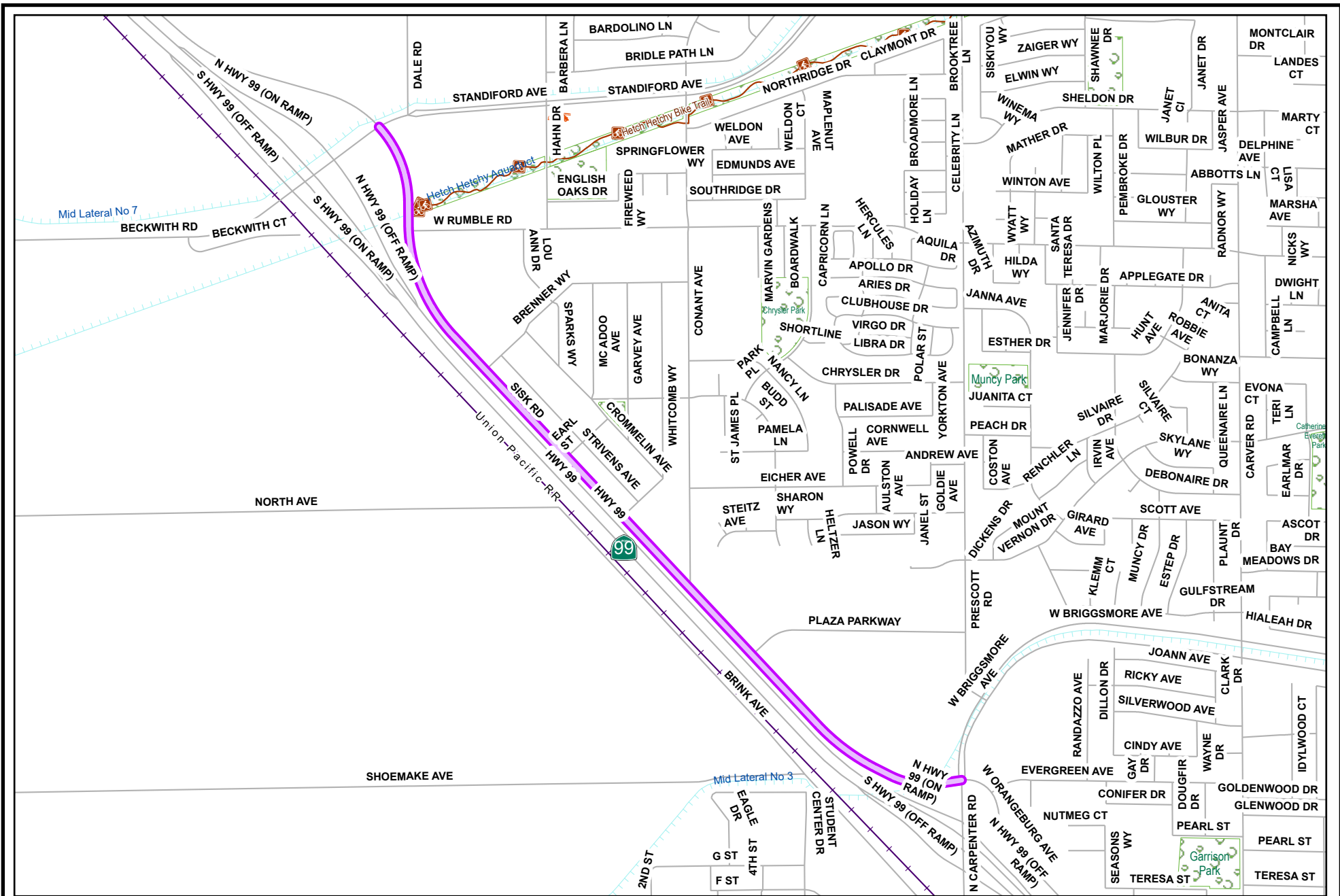
Proj Desc: Pavement rehabilitation on Orangeburg Avenue from McHenry Avenue to Coffee Road. The length of the project is 1.0 centerline miles. Anticipated project improvements include roadway resurfacing and/or reconstruction, new signage and striping, ADA upgrades at intersections, signal upgrades (detection cameras) where appropriate, and storm drainage system improvements.

Proj Stat: Project awarded to Bay Cities Paving & Grading Inc. at the 02/04/25 City Council Meeting.

Revenues	Budget	Actuals+Commit	Available	Prop. Inc./Dec. for 25-26	Bud + Prop. Incr/Decr	Avail.+ Prop. Incr/Decr	26-27	27-28	28-29	29-30	Total Budgeted up to 2030
61410 Transfer In from Fund 1410	4,436,960	223,850	4,213,110	0	4,436,960	4,213,110	0	0	0	0	4,436,960
Revenue Totals:	4,436,960	223,850	4,213,110	0	4,436,960	4,213,110	0	0	0	0	4,436,960

Expenditures	Budget	Actual+Commit	Available	Prop. Inc./Dec. for 25-26	Budget+Prop. Inc./Dec.	Avail.+Prop. Inc./Dec.	26-27	27-28	28-29	29-30	Total Budgeted up to 2030
CA Construction Admin	70,975	40	70,935	0	70,975	70,935	0	0	0	0	70,975
CC-CA Consultant Contract	271,856	0	271,856	0	271,856	271,856	0	0	0	0	271,856
CON Construction	3,497,845	0	3,497,845	0	3,497,845	3,497,845	0	0	0	0	3,497,845
CTGY-CIP Contingency - CIP	349,784	0	349,784	0	349,784	349,784	0	0	0	0	349,784
EDA Eng/Design/Admin	246,500	240,782	5,718	0	246,500	5,718	0	0	0	0	246,500
Expenditure Totals:	4,436,960	240,821	4,196,139	0	4,436,960	4,196,139	0	0	0	0	4,436,960

Fund Balance Required	Budget+Prop. Inc./Dec.	Available+Prop. Inc./Dec.
Measure L - Capital Projects-3300	0	-16,971



City of Modesto

Project #: 101397
 PW - Fiber Drop Sisk Road



City of Modesto: 2026-30 Capital Improvement Program

**PW - Sisk Rd Signal Coordination-FHWA-CalTrans-CML-5059(264)-2023-20.205 HWY
Planning and Con**

101397

Capital Un-sponsored

<i>Cost Center:</i> 59999	<i>Category:</i> Traffic Circulation	<i>Start Date:</i>
<i>Hosting Fund:</i> Capital Grants - Streets CIP Projects-3160	<i>Type Class:</i> Traffic Signal Coordination	<i>End Date:</i>
<i>Element Listing:</i> Comm Dev	<i>Area:</i> Within City	<i>Status:</i> New
<i>Classification:</i> Improvements	<i>Manager:</i> Collins, Scott R	<i>Const. Code:</i> New or Future

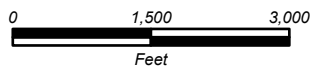
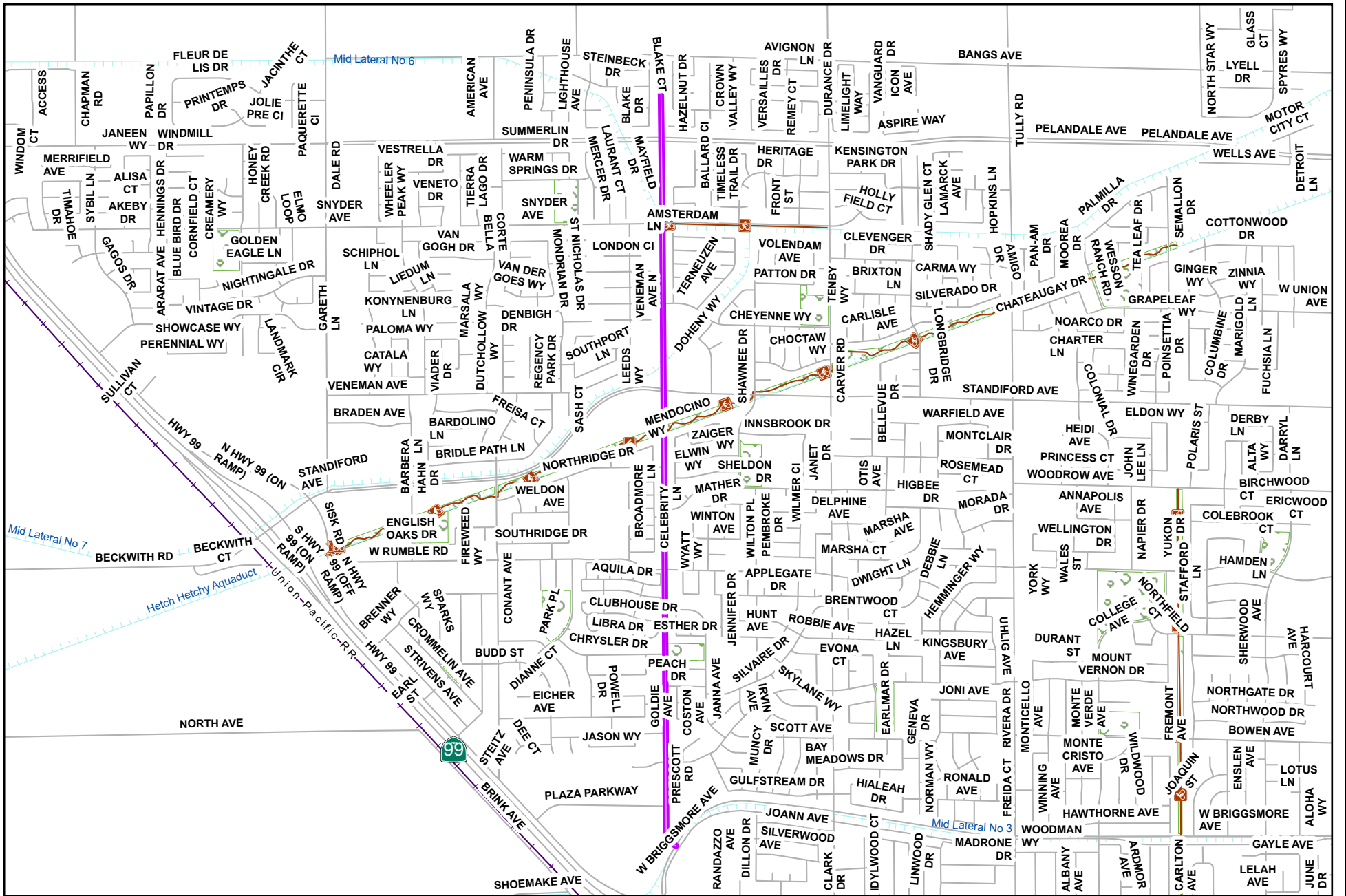
Proj Desc: Installation of fiber optic cable and network switches along Sisk Road to connect traffic signals from Briggsmore to Pelandale.

Proj Stat: Preparing to bid.

Revenues	Budget	Actuals+Commit	Available	Prop. Inc./Dec. for 25-26	Bud + Prop. Inc./Decr	Avail.+ Prop. Incr/Decr	26-27	27-28	28-29	29-30	Total Budgeted up to 2030
42110 Intergov - State - CA Department of Transportation	1,025,128	4,412	1,020,716	0	1,025,128	1,020,716	0	0	0	0	1,025,128
61410 Transfer In from Fund 1410	30,000	18,472	11,528	0	30,000	11,528	0	0	0	0	30,000
Revenue Totals:	1,055,128	22,884	1,032,244	0	1,055,128	1,032,244	0	0	0	0	5,492,088

Expenditures	Budget	Actual+Commit	Available	Prop. Inc./Dec. for 25-26	Budget+Prop. Inc./Dec.	Avail.+Prop. Inc./Dec.	26-27	27-28	28-29	29-30	Total Budgeted up to 2030
CA Construction Admin	133,712	4,639	129,073	0	133,712	129,073	0	0	0	0	133,712
CON Construction	810,378	0	810,378	0	810,378	810,378	0	0	0	0	810,378
CON Construction	810,378	0	810,378	0	810,378	810,378	0	0	0	0	810,378
CTGY-CIP Contingency - CIP	81,038	0	81,038	0	81,038	81,038	0	0	0	0	81,038
EDA Eng/Design/Admin	30,000	15,119	14,881	0	30,000	14,881	0	0	0	0	30,000
Expenditure Totals:	1,865,506	19,757	1,845,749	0	1,865,506	1,845,749	0	0	0	0	1,865,506

Fund Balance Required	Budget+Prop. Inc./Dec.	Available+Prop. Inc./Dec.
Capital Grants - Streets CIP Projects-3160	810,378	813,505



City of Modesto

Project #: 101485
 CED - Prescott Pavement Rehabilitation



Page Number: 322



City of Modesto: 2026-30 Capital Improvement Program

CED - Prescott Pavement Rehabilitation Project-FHWA-CalTrans-STPL-5059(259)-2023-20.205 HWY Planning and Con

101485

Capital Un-sponsored

<i>Cost Center:</i> 13999	<i>Category:</i> Traffic Circulation	<i>Start Date:</i>
<i>Hosting Fund:</i> Capital Grants - Streets CIP Projects-3160	<i>Type Class:</i> Other Street Projects	<i>End Date:</i>
<i>Element Listing:</i> Comm Dev	<i>Area:</i> Within City	<i>Status:</i> New
<i>Classification:</i> Improvements	<i>Manager:</i> Soares, Phillip A	<i>Const. Code:</i> New or Future

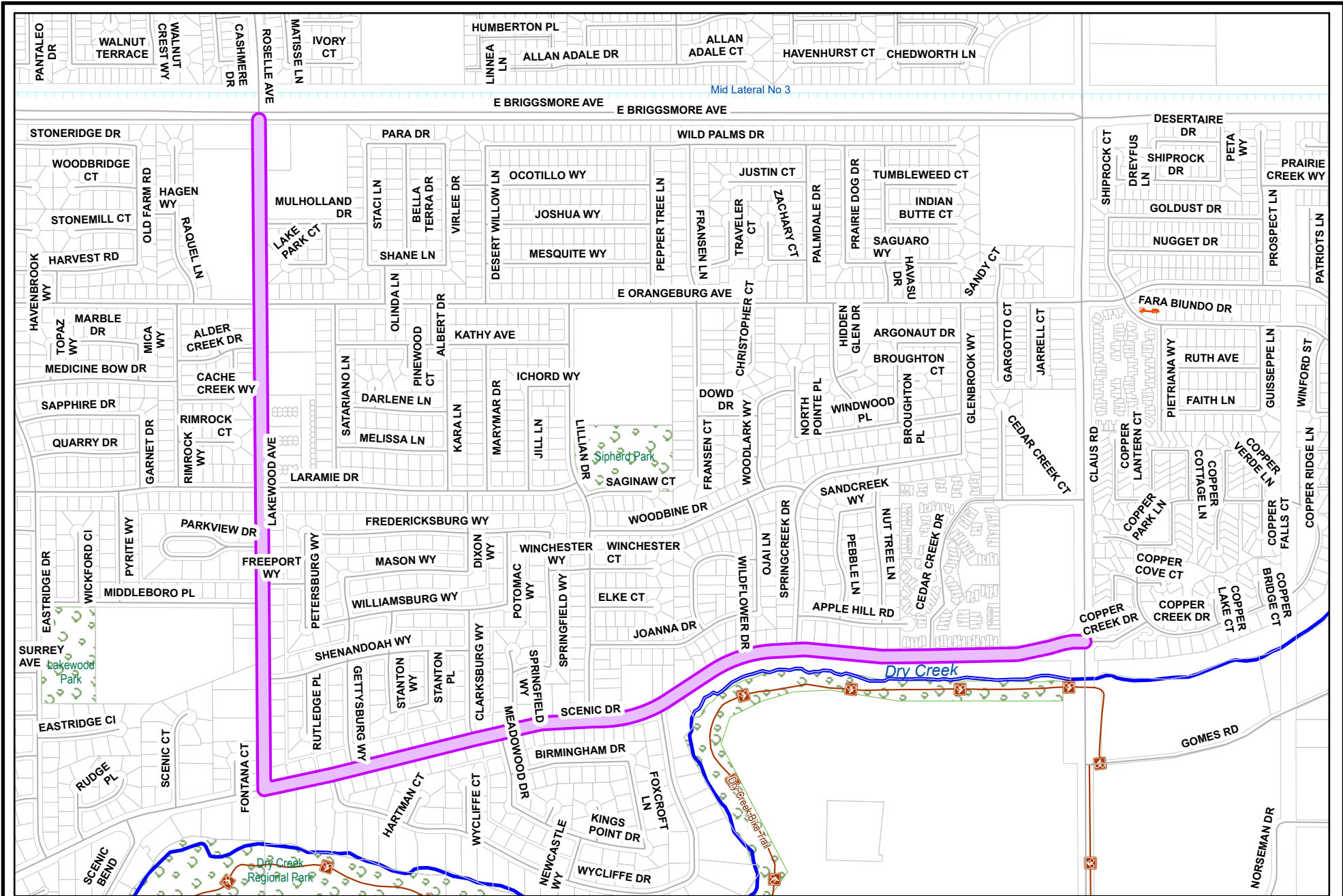
Proj Desc: Pavement rehabilitation, new striping, traffic safety improvements, ADA curb ramp upgrades and bike facilities will be constructed on Prescott Road between Briggsmore Avenue and Bangs Avenue.

Proj Stat: In design

Revenues	Budget	Actuals+Commit	Available	Prop. Inc./Dec. for 25-26	Bud + Prop. Incr/Decr	Avail.+ Prop. Incr/Decr	26-27	27-28	28-29	29-30	Total Budgeted up to 2030
42110 Intergov - State - CA Department of Transportation	0	0	0	0	0	0	0	0	0	0	0
Revenue Totals:	0	0	0	0	0	0	0	0	0	0	0

Expenditures	Budget	Actual+Commit	Available	Prop. Inc./Dec. for 25-26	Budget+Prop. Inc./Dec.	Avail.+Prop. Inc./Dec.	26-27	27-28	28-29	29-30	Total Budgeted up to 2030
EDA Eng/Design/Admin	390,002	22,269	367,733	0	390,002	367,733	0	0	0	0	390,002
Expenditure Totals:	390,002	22,269	367,733	0	390,002	367,733	0	0	0	0	390,002

Fund Balance Required	Budget+Prop. Inc./Dec.	Available+Prop. Inc./Dec.
Capital Grants - Streets CIP Projects-3160	390,002	367,733



City of Modesto

Project #: 101486
 CED - Lakewood Avenue and Scenic Drive



Page Number: 323



City of Modesto: 2026-30 Capital Improvement Program

CED - Lakewood Avenue and Scenic Drive Improvement Project

101486

Capital Un-sponsored

<i>Cost Center:</i> 14999	<i>Category:</i> Traffic Circulation	<i>Start Date:</i>
<i>Hosting Fund:</i> Measure L - Capital Projects-3300	<i>Type Class:</i> Other Street Projects	<i>End Date:</i>
<i>Element Listing:</i> Comm Dev	<i>Area:</i> Within City	<i>Status:</i> New
<i>Classification:</i> Improvements	<i>Manager:</i> Sacuskie, Michael Wayne	<i>Const. Code:</i> New or Future

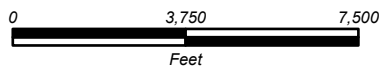
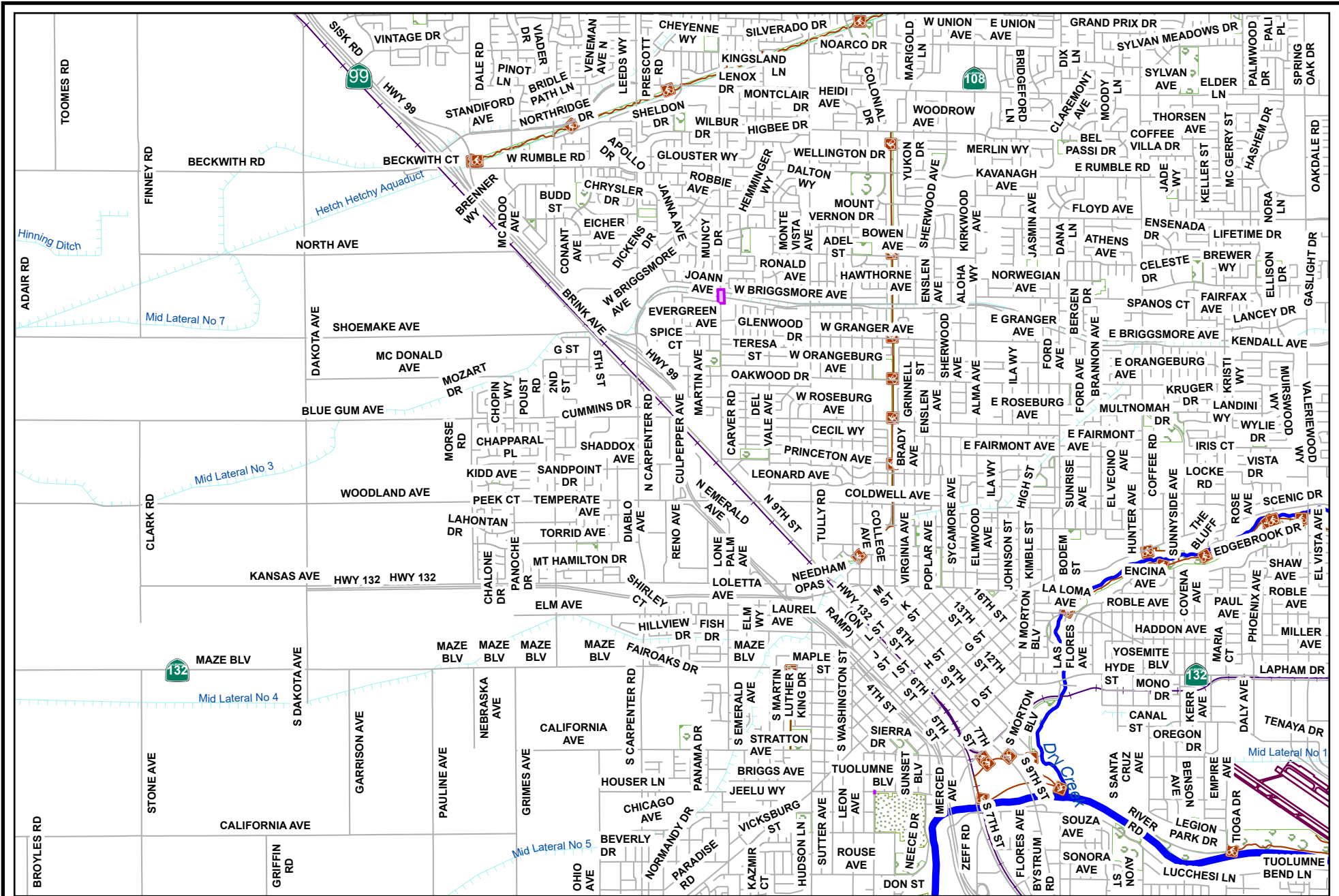
Proj Desc: Pavement rehabilitation, new striping, traffic calming improvements, ADA curb ramp upgrades and bike facilities will be constructed on Lakewood Avenue and Scenic Drive between Briggsmore Avenue and Oakdale Road.

Proj Stat: Project is new.

Revenues	Budget	Actuals+Commit	Available	Prop. Inc./Dec. for 25-26	Bud + Prop. Incr/Decr	Avail.+ Prop. Incr/Decr	26-27	27-28	28-29	29-30	Total Budgeted up to 2030
61410 Transfer In from Fund 1410	0	0	0	0	0	0	0	0	0	0	0
Revenue Totals:	0	0	0	0	0	0	0	0	0	0	0

Expenditures	Budget	Actual+Commit	Available	Prop. Inc./Dec. for 25-26	Budget+Prop. Inc./Dec.	Avail.+Prop. Inc./Dec.	26-27	27-28	28-29	29-30	Total Budgeted up to 2030
CA Construction Admin	300,000	0	300,000	0	300,000	300,000	0	0	0	0	300,000
CON Construction	1,990,000	0	1,990,000	0	1,990,000	1,990,000	0	0	0	0	1,990,000
CTGY-CIP Contingency - CIP	300,000	0	300,000	0	300,000	300,000	0	0	0	0	300,000
EDA Eng/Design/Admin	400,000	0	400,000	0	400,000	400,000	0	0	0	0	400,000
Expenditure Totals:	2,990,000	0	2,990,000	0	2,990,000	2,990,000	0	0	0	0	2,990,000

Fund Balance Required	Budget+Prop. Inc./Dec.	Available+Prop. Inc./Dec.
Measure L - Capital Projects-3300	2,990,000	2,990,000



City of Modesto

Project #: 101496
 PW - Upgrade Traffic Signals 2023 - 3



Page Number: 324



City of Modesto: 2026-30 Capital Improvement Program

PW - Upgrade Traffic Signals 2023 - 3 Locations: Briggsmore/Craver Dale/Panera, and Tuolumne/RoselawnFHWA-CalTrans-CML-5059(260)-2023-20.205 HWY Planning and Con

101496

Capital Un-sponsored

<i>Cost Center:</i> 59999	<i>Category:</i> Traffic Circulation	<i>Start Date:</i>
<i>Hosting Fund:</i> Capital Grants - Streets CIP Projects-3160	<i>Type Class:</i> Traffic Signals	<i>End Date:</i>
<i>Element Listing:</i> Comm Dev	<i>Area:</i> Within City	<i>Status:</i> New
<i>Classification:</i> Improvements	<i>Manager:</i> Ashby, James P	<i>Const. Code:</i> New or Future

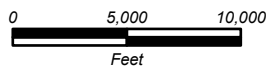
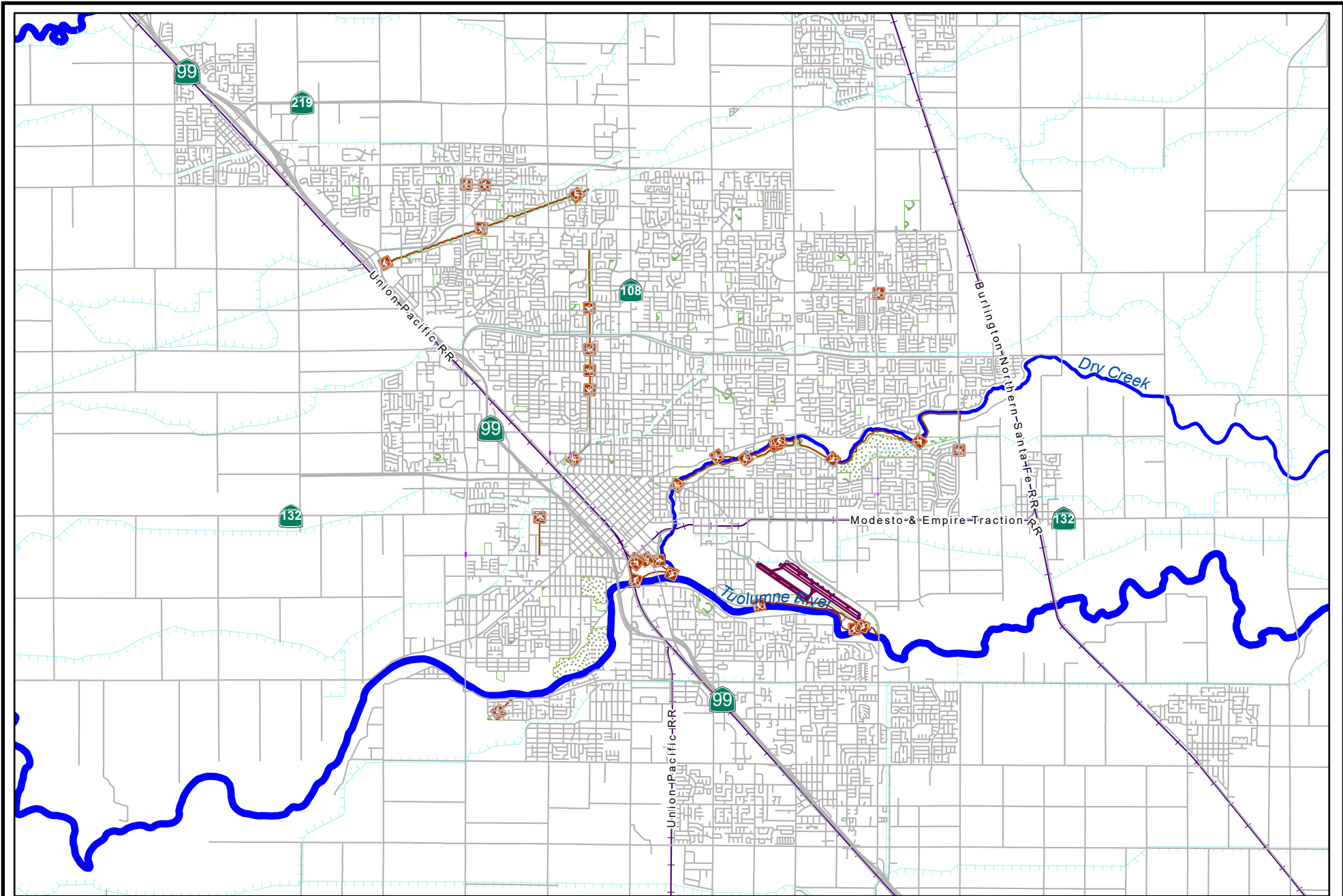
Proj Desc: This project will Upgrade the Traffic Signal Equipment, communications and standards to ADA standards at the following intersections: Briggsmore Ave and Carver Rd, Tuolumne Blvd and Roselawn Ave, Dale Rd and Panera.

Proj Stat: Project 30% designed

Revenues	Budget	Actuals+Commit	Available	Prop. Inc./Dec. for 25-26	Bud + Prop. Incr/Decr	Avail.+ Prop. Incr/Decr	26-27	27-28	28-29	29-30	Total Budgeted up to 2030
42110 Intergov - State - CA Department of Transportation	0	0	0	0	0	0	0	0	0	0	0
61410 Transfer In from Fund 1410	0	0	0	0	0	0	0	0	0	0	0
Revenue Totals:	0	0	0	0	0	0	0	0	0	0	0

Expenditures	Budget	Actual+Commit	Available	Prop. Inc./Dec. for 25-26	Budget+Prop. Inc./Dec.	Avail.+Prop. Inc./Dec.	26-27	27-28	28-29	29-30	Total Budgeted up to 2030
CA Construction Admin	72,500	0	72,500	0	72,500	72,500	0	0	0	0	72,500
CON Construction	155,000	0	155,000	0	155,000	155,000	0	0	0	0	155,000
CTGY-CIP Contingency - CIP	72,500	0	72,500	0	72,500	72,500	0	0	0	0	72,500
EDA Eng/Design/Admin	134,035	31,166	102,869	0	134,035	102,869	0	0	0	0	134,035
Expenditure Totals:	434,035	31,166	402,869	0	434,035	402,869	0	0	0	0	434,035

Fund Balance Required	Budget+Prop. Inc./Dec.	Available+Prop. Inc./Dec.
Capital Grants - Streets CIP Projects-3160	434,035	402,869



City of Modesto
 Project #: 101572
 PW - HSIP RRFB 10 Locations



City of Modesto: 2026-30 Capital Improvement Program

PW - HAWK Systems 16th at H and I Streets

101572
Capital Un-sponsored

<i>Cost Center:</i> 59999	<i>Category:</i> Traffic Circulation	<i>Start Date:</i>
<i>Hosting Fund:</i> Capital Grants - Streets CIP Projects-3160	<i>Type Class:</i> Traffic Control Devices	<i>End Date:</i>
<i>Element Listing:</i> Comm Dev	<i>Area:</i> Within City	<i>Status:</i> New
<i>Classification:</i> Improvements	<i>Manager:</i> Navarro, Max Ivan	<i>Const. Code:</i> New or Future

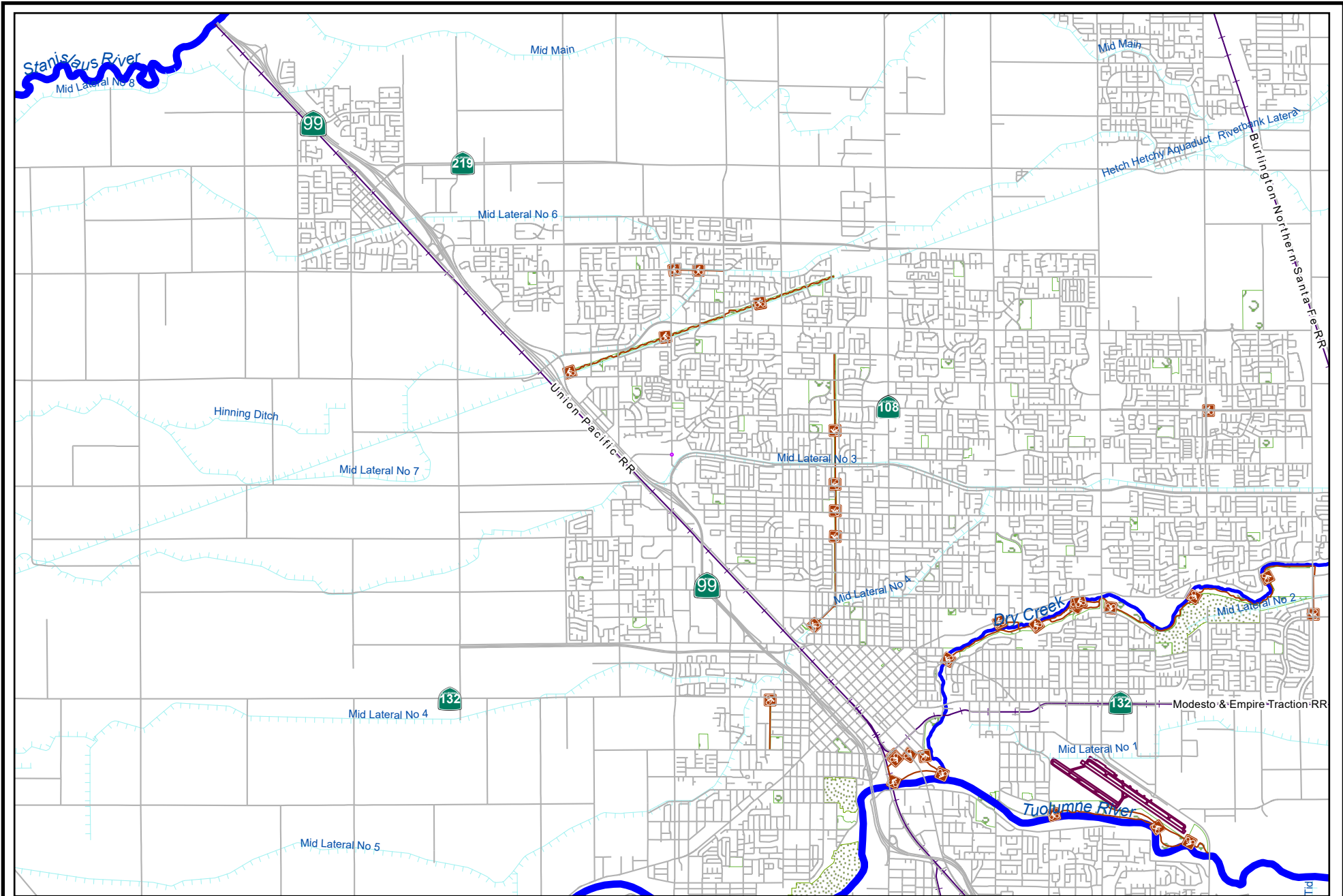
Proj Desc: Install HAWK System (beacon) at 16th Street and H Street, 16th Street and I Street

Proj Stat: In construction 70% complete

Revenues	Budget	Actuals+Commit	Available	Prop. Inc./Dec. for 25-26	Bud + Prop. Incr/Decr	Avail.+ Prop. Incr/Decr	26-27	27-28	28-29	29-30	Total Budgeted up to 2030
61410 Transfer In from Fund 1410	500,000	149,675	350,325	0	500,000	350,325	0	0	0	0	500,000
Revenue Totals:	500,000	149,675	350,325	0	500,000	350,325	0	0	0	0	500,000

Expenditures	Budget	Actual+Commit	Available	Prop. Inc./Dec. for 25-26	Budget+Prop. Inc./Dec.	Avail.+Prop. Inc./Dec.	26-27	27-28	28-29	29-30	Total Budgeted up to 2030
CCF City Construct Force	75,000	61,333	13,667	0	75,000	13,667	0	0	0	0	75,000
CON Construction	425,000	216,403	208,597	0	425,000	208,597	0	0	0	0	425,000
Expenditure Totals:	500,000	277,736	222,264	0	500,000	222,264	0	0	0	0	500,000

Fund Balance Required	Budget+Prop. Inc./Dec.	Available+Prop. Inc./Dec.
Capital Grants - Streets CIP Projects-3160	0	-128,060



City of Modesto
 Project #: 101573
 PW - Advance School Beacons



Page Number: 334



City of Modesto: 2026-30 Capital Improvement Program

PW - Advance School Beacons

101573
Capital Un-sponsored

<i>Cost Center:</i> 59999	<i>Category:</i> Traffic Circulation	<i>Start Date:</i>
<i>Hosting Fund:</i> Measure L - Capital Projects-3300	<i>Type Class:</i> Traffic Control Devices	<i>End Date:</i>
<i>Element Listing:</i> Comm Dev	<i>Area:</i> Within City	<i>Status:</i> New
<i>Classification:</i> Improvements	<i>Manager:</i> Navarro, Max Ivan	<i>Const. Code:</i> New or Future

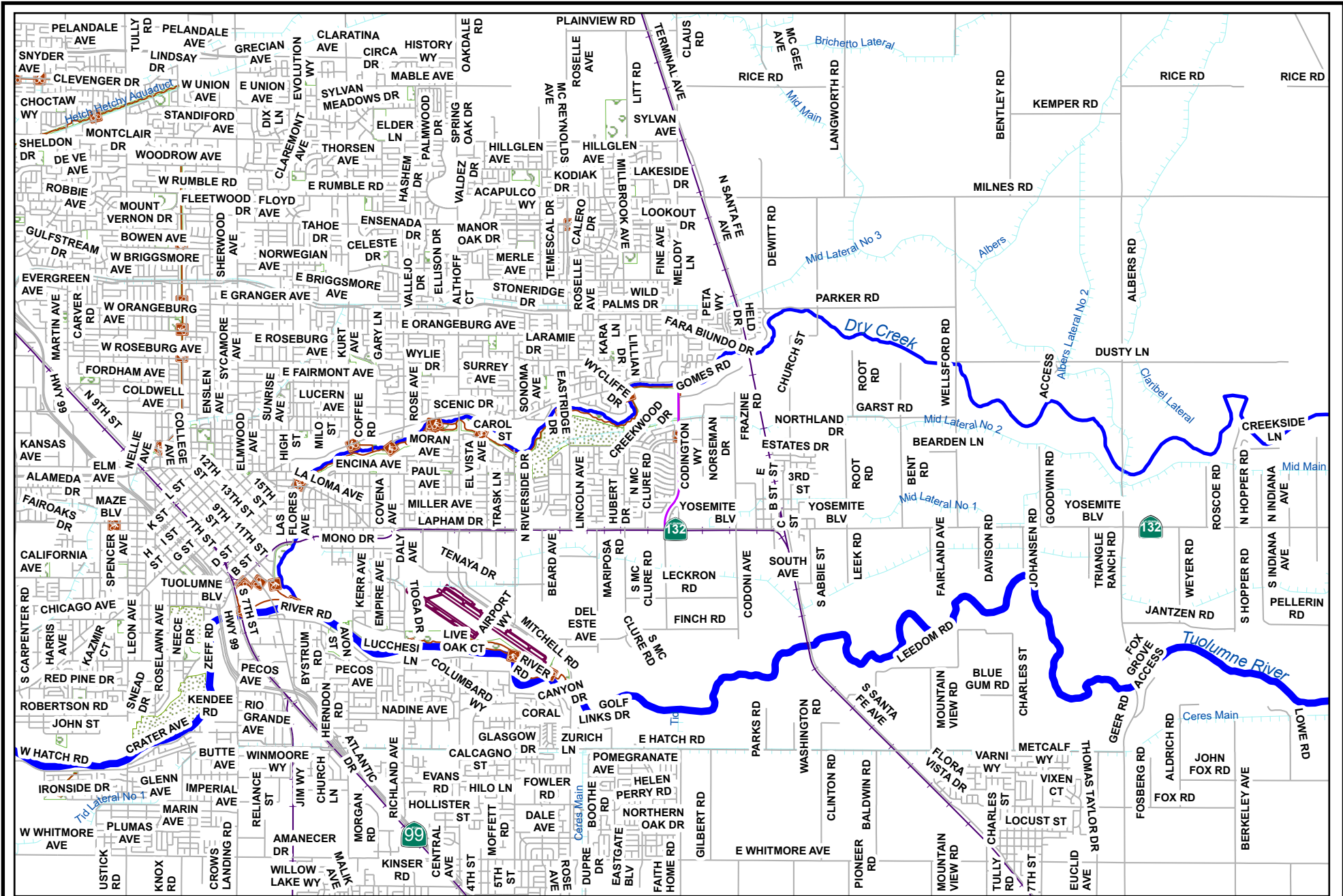
Proj Desc: Project will install Advnace school beacons at various locations. Locations will be determined.

Proj Stat: Project in construction, 95% complete

Revenues	Budget	Actuals+Commit	Available	Prop. Inc./Dec. for 25-26	Bud + Prop. Incr/Decr	Avail.+ Prop. Incr/Decr	26-27	27-28	28-29	29-30	Total Budgeted up to 2030
61410 Transfer In from Fund 1410	200,000	0	200,000	0	200,000	200,000	0	0	0	0	200,000
Revenue Totals:	200,000	0	200,000	0	200,000	200,000	0	0	0	0	200,000

Expenditures	Budget	Actual+Commit	Available	Prop. Inc./Dec. for 25-26	Budget+Prop. Inc./Dec.	Avail.+Prop. Inc./Dec.	26-27	27-28	28-29	29-30	Total Budgeted up to 2030
CON Construction	60,000	0	60,000	0	60,000	60,000	0	0	0	0	60,000
EA Equip Acquisition	140,000	34,786	105,214	0	140,000	105,214	0	0	0	0	140,000
Expenditure Totals:	200,000	34,786	165,214	0	200,000	165,214	0	0	0	0	200,000

Fund Balance Required	Budget+Prop. Inc./Dec.	Available+Prop. Inc./Dec.
Measure L - Capital Projects-3300	0	-34,786



City of Modesto

Project #: 101578
 ENG - Claus Road Complete Street



City of Modesto: 2026-30 Capital Improvement Program

ENG - Claus Road Complete Street

101578

Capital Un-sponsored

<i>Cost Center:</i> 13999	<i>Category:</i> Traffic Circulation	<i>Start Date:</i> 2024
<i>Hosting Fund:</i> Capital Grants - Streets CIP Projects-3160	<i>Type Class:</i> Major Street Improvements	<i>End Date:</i> 2028
<i>Element Listing:</i> Public Safety	<i>Area:</i> Within City	<i>Status:</i> Active
<i>Classification:</i> Improvements	<i>Manager:</i> Sacuskie, Michael Wayne	<i>Const. Code:</i> New or Future

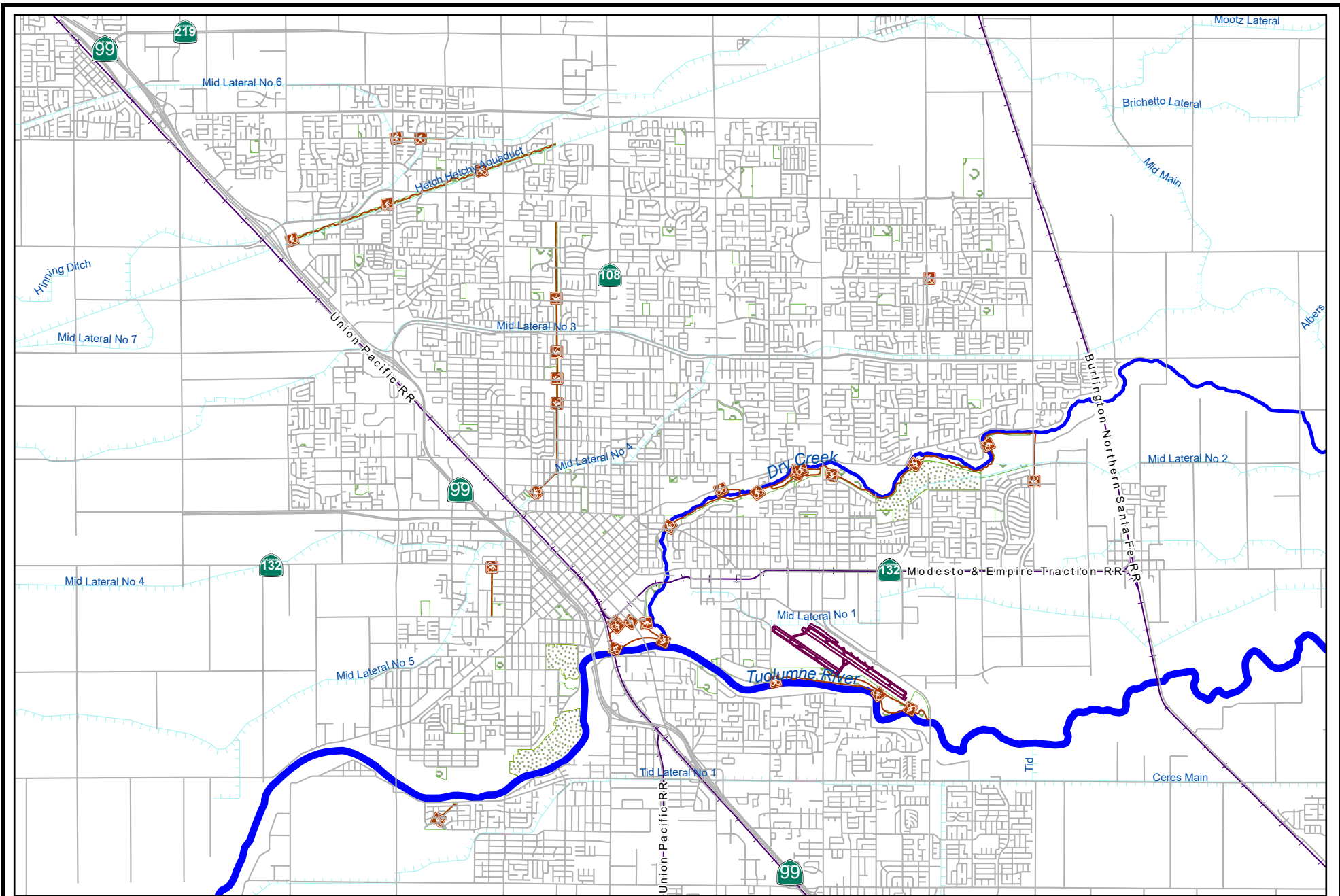
Proj Desc: This project will provide pavement rehabilitation, new striping, ADA curb ramps and install bike lane improvements on Claus Road south of Scenic Drive to Yosemite Boulevard.

Proj Stat: Project is in pre-design.

Revenues	Budget	Actuals+Commit	Available	Prop. Inc./Dec. for 25-26	Bud + Prop. Incr/Decr	Avail.+ Prop. Incr/Decr	26-27	27-28	28-29	29-30	Total Budgeted up to 2030
42110 Intergov - State - CA Department of Transportation	0	0	0	2,150,000	2,150,000	2,150,000	0	0	0	0	2,150,000
61410 Transfer In from Fund 1410	50,000	43,852	6,148	3,000,000	3,050,000	3,006,148	0	0	0	0	3,050,000
Revenue Totals:	50,000	43,852	6,148	5,150,000	5,200,000	5,156,148	0	0	0	0	5,400,000

Expenditures	Budget	Actual+Commit	Available	Prop. Inc./Dec. for 25-26	Budget+Prop. Inc./Dec.	Avail.+Prop. Inc./Dec.	26-27	27-28	28-29	29-30	Total Budgeted up to 2030
CA Construction Admin	0	0	0	432,000	432,000	432,000	0	0	0	0	432,000
CON Construction	0	0	0	3,880,000	3,880,000	3,880,000	0	0	0	0	3,880,000
CTGY Constingency - CIP	0	0	0	388,000	388,000	388,000	0	0	0	0	388,000
EDA Eng/Design/Admin	50,000	43,852	6,148	450,000	500,000	456,148	0	0	0	0	500,000
Expenditure Totals:	50,000	43,852	6,148	5,150,000	5,200,000	5,156,148	0	0	0	0	5,200,000

Fund Balance Required	Budget+Prop. Inc./Dec.	Available+Prop. Inc./Dec.
Capital Grants - Streets CIP Projects-3160	0	0



City of Modesto

Project #: 101581
 PW - Ethernet Switches



City of Modesto: 2026-30 Capital Improvement Program

PW - Ethernet Switches

101581
Capital Un-sponsored

<i>Cost Center:</i> 59999	<i>Category:</i> Traffic Circulation	<i>Start Date:</i>
<i>Hosting Fund:</i> Measure L - Capital Projects-3300	<i>Type Class:</i> Traffic Control Devices	<i>End Date:</i>
<i>Element Listing:</i> Comm Dev	<i>Area:</i> Within City	<i>Status:</i> New
<i>Classification:</i> Improvements	<i>Manager:</i> Navarro, Max Ivan	<i>Const. Code:</i> New or Future

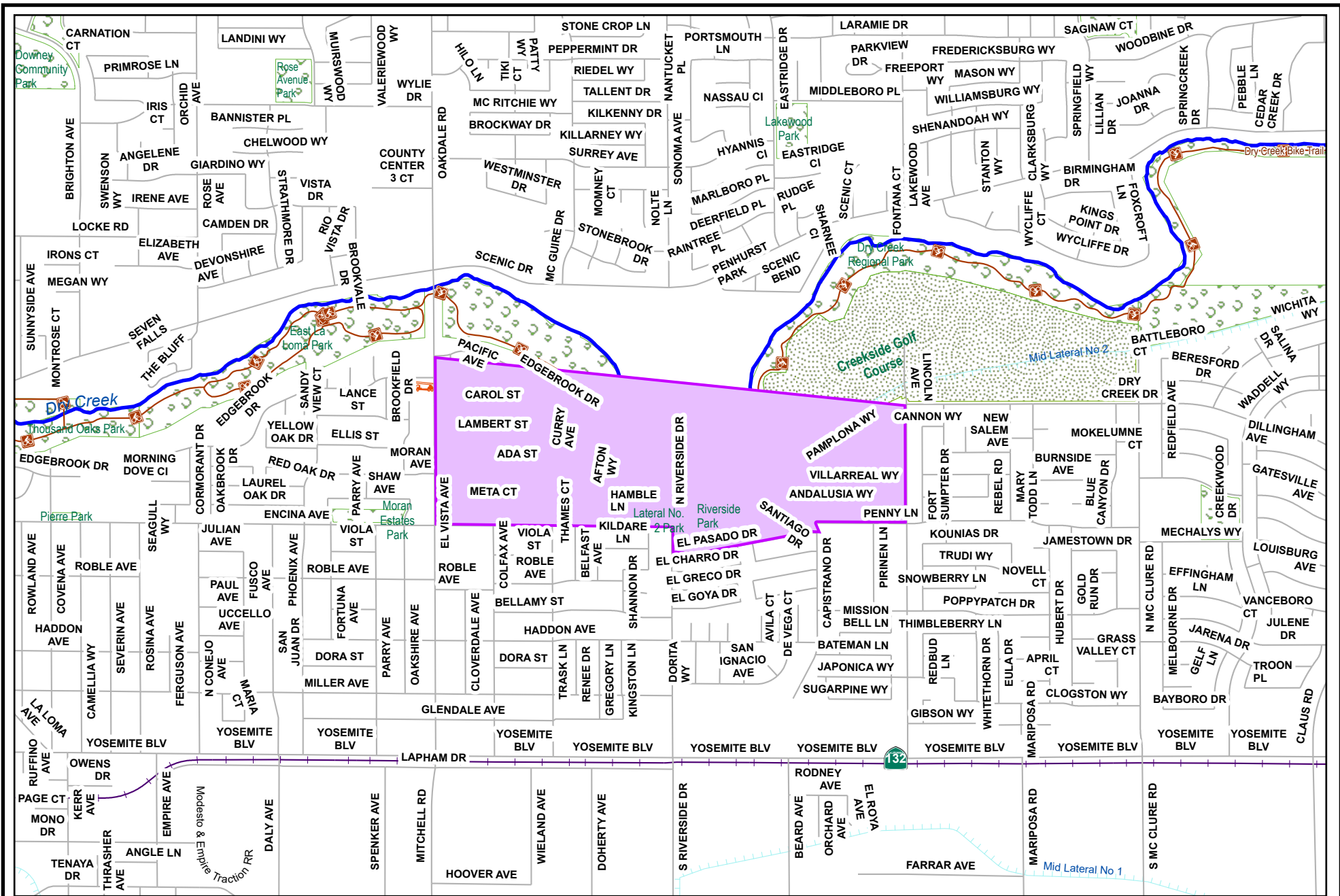
Proj Desc: The purchase of ethernet switch equipment for traffic signal communication.

Proj Stat: Agreement preparing for approval.

Revenues	Budget	Actuals+Commit	Available	Prop. Inc./Dec. for 25-26	Bud + Prop. Incr/Decr	Avail.+ Prop. Incr/Decr	26-27	27-28	28-29	29-30	Total Budgeted up to 2030
61410 Transfer In from Fund 1410	550,460	0	550,460	0	550,460	550,460	0	0	0	0	550,460
Revenue Totals:	550,460	0	550,460	0	550,460	550,460	0	0	0	0	550,460

Expenditures	Budget	Actual+Commit	Available	Prop. Inc./Dec. for 25-26	Budget+Prop. Inc./Dec.	Avail.+Prop. Inc./Dec.	26-27	27-28	28-29	29-30	Total Budgeted up to 2030
EA Equip Acquisition	550,460	0	550,460	0	550,460	550,460	0	0	0	0	550,460
Expenditure Totals:	550,460	0	550,460	0	550,460	550,460	0	0	0	0	550,460

Fund Balance Required	Budget+Prop. Inc./Dec.	Available+Prop. Inc./Dec.
Measure L - Capital Projects-3300	0	0



City of Modesto

Project #: 101587

ENG - ATP - Cycle 7 - Lincoln Avenue and



City of Modesto: 2026-30 Capital Improvement Program

ENG - ATP - Cycle 7 - Lincoln Avenue and Encina Area

101587
Capital Un-sponsored

<i>Cost Center:</i> 13999	<i>Category:</i> Traffic Circulation	<i>Start Date:</i>
<i>Hosting Fund:</i> Measure L - Capital Projects-3300	<i>Type Class:</i> Major Street Improvements	<i>End Date:</i>
<i>Element Listing:</i> Public Safety	<i>Area:</i> Within City	<i>Status:</i> Future
<i>Classification:</i> Improvements	<i>Manager:</i> Sacuskie, Michael Wayne	<i>Const. Code:</i> New or Future

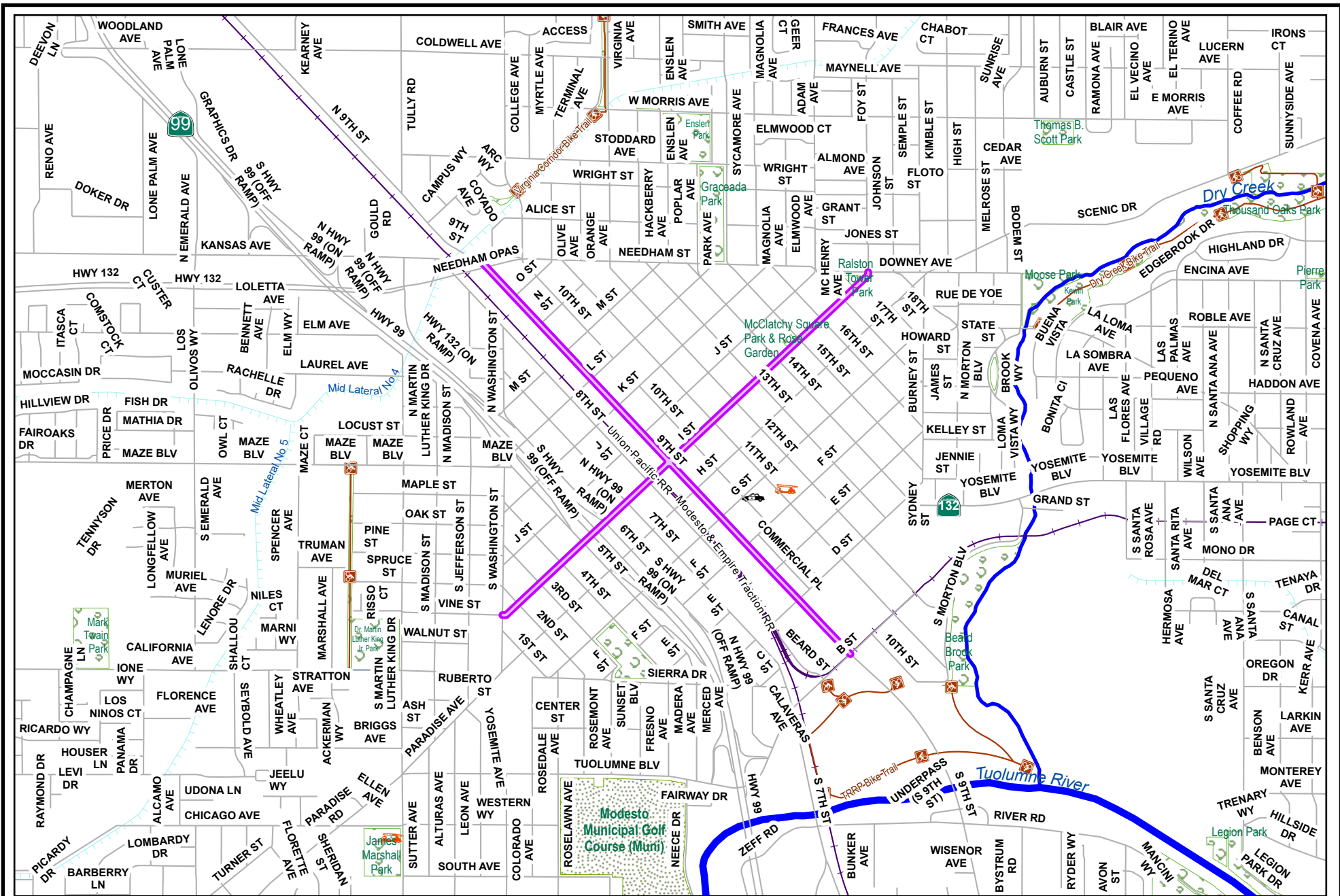
Proj Desc: This project will provide a connected bike path in areas where existing bicycle facilities are discontinous and do not connect to neighborhood destinations. This project will be in the Encina-Lincoln area and will include areas that will connect residents to neighborhood destinations in the area.

Proj Stat: City was not successful in securing the grant. We will re-apply for ATP Cycle 8

Revenues	Budget	Actuals+Commit	Available	Prop. Inc./Dec. for 25-26	Bud + Prop. Incr/Decr	Avail.+ Prop. Incr/Decr	26-27	27-28	28-29	29-30	Total Budgeted up to 2030
61410 Transfer In from Fund 1410	50,000	30,661	19,339	0	50,000	19,339	0	0	0	0	50,000
Revenue Totals:	50,000	30,661	19,339	0	50,000	19,339	0	0	0	0	50,000

Expenditures	Budget	Actual+Commit	Available	Prop. Inc./Dec. for 25-26	Budget+Prop. Inc./Dec.	Avail.+Prop. Inc./Dec.	26-27	27-28	28-29	29-30	Total Budgeted up to 2030
EDA Eng/Design/Admin	50,000	30,661	19,339	0	50,000	19,339	0	0	0	0	50,000
Expenditure Totals:	50,000	30,661	19,339	0	50,000	19,339	0	0	0	0	50,000

Fund Balance Required	Budget+Prop. Inc./Dec.	Available+Prop. Inc./Dec.
Measure L - Capital Projects-3300	0	0



City of Modesto

Project #: 101595

ENG - 9th and I Street Class I and IV Bike



Page Number: 338



City of Modesto: 2026-30 Capital Improvement Program

ENG - 9th and I Street Class I and IV Bike Path Improvements

101595
Capital Un-sponsored

<i>Cost Center:</i> 13999	<i>Category:</i> Traffic Circulation	<i>Start Date:</i>
<i>Hosting Fund:</i> Capital Grants - CIP Projects-3140	<i>Type Class:</i> Major Street Improvements	<i>End Date:</i>
<i>Element Listing:</i> Comm Dev	<i>Area:</i> Within City	<i>Status:</i> New
<i>Classification:</i> Improvements	<i>Manager:</i> Sacuskie, Michael Wayne	<i>Const. Code:</i> New or Future

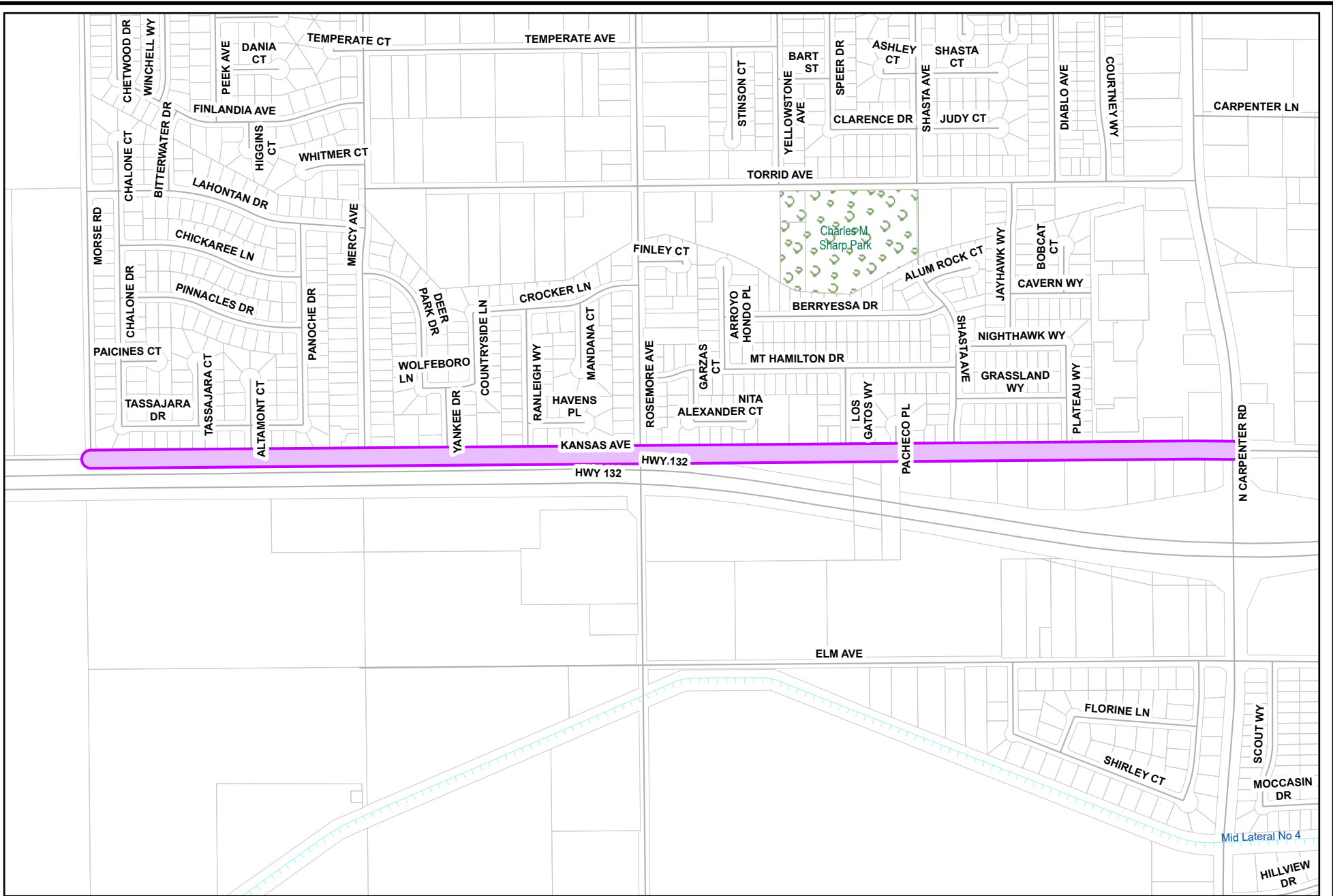
Proj Desc: This project will pay for transportation improvements including sidewalk and bike lane improvements.

Proj Stat: Project is New for FY 24-25.

Revenues	Budget	Actuals+Commit	Available	Prop. Inc./Dec. for 25-26	Bud + Prop. Incr/Decr	Avail.+ Prop. Incr/Decr	26-27	27-28	28-29	29-30	Total Budgeted up to 2030
61410 Transfer In from Fund 1410	5,000,000	0	5,000,000	0	5,000,000	5,000,000	0	0	0	0	5,000,000
Revenue Totals:	5,000,000	0	5,000,000	0	5,000,000	5,000,000	0	0	0	0	5,000,000

Expenditures	Budget	Actual+Commit	Available	Prop. Inc./Dec. for 25-26	Budget+Prop. Inc./Dec.	Avail.+Prop. Inc./Dec.	26-27	27-28	28-29	29-30	Total Budgeted up to 2030
CON-ML-BP Construction ML BP	1,000,000	0	1,000,000	0	1,000,000	1,000,000	0	0	0	0	1,000,000
CON-ML-LSR Construction ML-LSR	3,000,000	0	3,000,000	0	3,000,000	3,000,000	0	0	0	0	3,000,000
CON-ML-TM Construction ML-TM	1,000,000	0	1,000,000	0	1,000,000	1,000,000	0	0	0	0	1,000,000
Expenditure Totals:	5,000,000	0	5,000,000	0	5,000,000	5,000,000	0	0	0	0	5,000,000

Fund Balance Required	Budget+Prop. Inc./Dec.	Available+Prop. Inc./Dec.
Capital Grants - CIP Projects-3140	0	0



City of Modesto
 Project #: 101627
 ENG - Kansas Avenue Pavement



Page Number: 342



City of Modesto: 2026-30 Capital Improvement Program

**ENG - Kansas Avenue Pavement Rehabilitation Project (Capital/Non-Capital Mix) 24.7%
Capital Estimate**

101627

Capital Un-sponsored

<i>Cost Center:</i> 13999	<i>Category:</i> Traffic Circulation	<i>Start Date:</i>
<i>Hosting Fund:</i> Measure L - Capital Projects-3300	<i>Type Class:</i> Major Street Improvements	<i>End Date:</i>
<i>Element Listing:</i> Comm Dev	<i>Area:</i> Within City	<i>Status:</i> New
<i>Classification:</i> Improvements	<i>Manager:</i> Soares, Phillip A	<i>Const. Code:</i> Under Construction

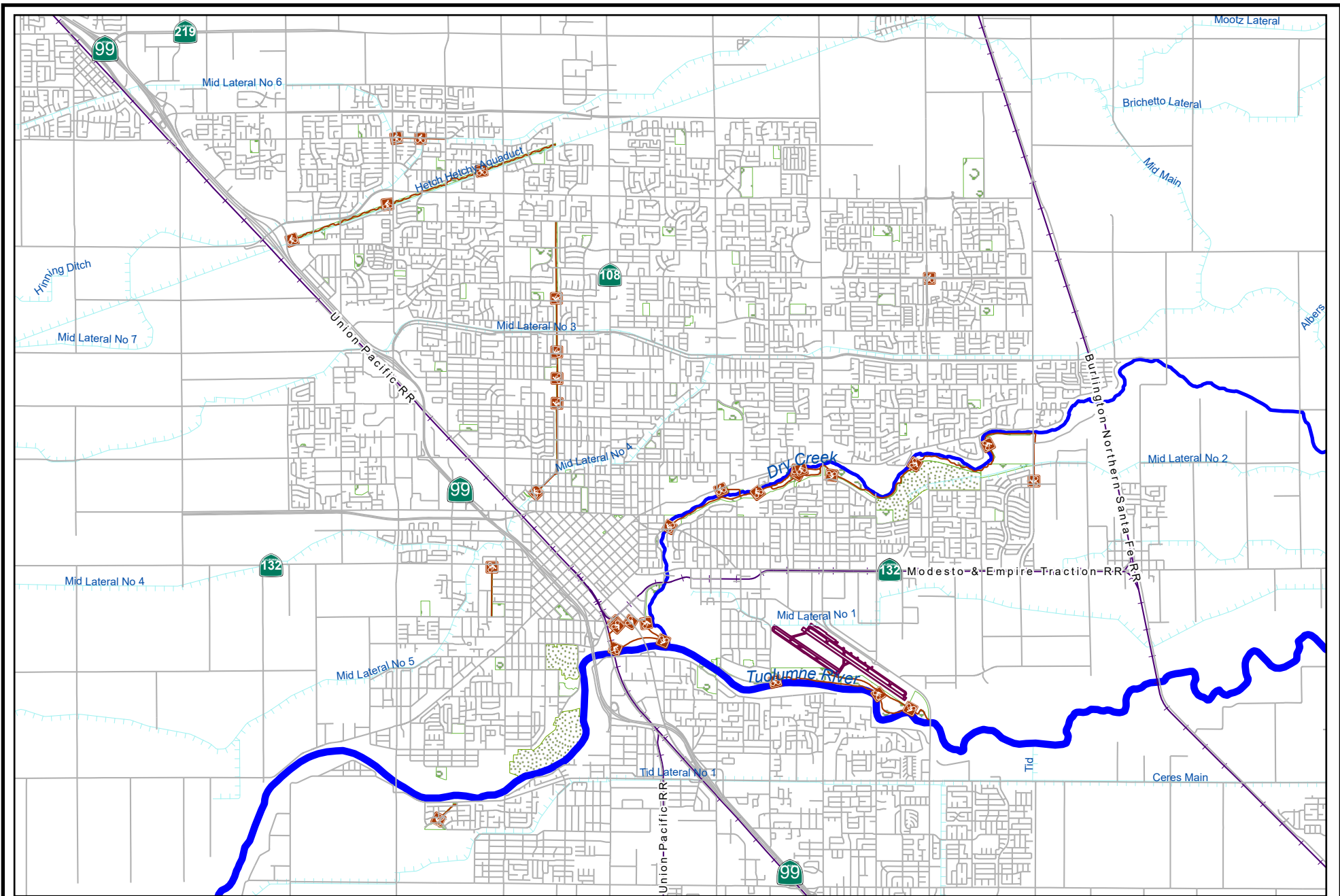
Proj Desc: his project will provide pavement rehabilitation on Kansas Avenue between Carpenter Road and Morse Road. The project will consist of surface treatment work, minor ADA work and new pavement striping within the project area. The Engineers Estimate is that this project will be 24.7% Capital and the remaining 75% non-capital. The capital work will be tied to Ramps/Sidewalks as part of the project.

Proj Stat: Project awarded to Bay Cities Paving & Grading Inc. at the 02/04/25 City Council Meeting.

Revenues	Budget	Actuals+Commit	Available	Prop. Inc./Dec. for 25-26	Bud + Prop. Incr/Decr	Avail.+ Prop. Incr/Decr	26-27	27-28	28-29	29-30	Total Budgeted up to 2030
61410 Transfer In from Fund 1410	1,612,575	1,326	1,611,249	0	1,612,575	1,611,249	0	0	0	0	1,612,575
Revenue Totals:	1,612,575	1,326	1,611,249	0	1,612,575	1,611,249	0	0	0	0	1,612,575

Expenditures	Budget	Actual+Commit	Available	Prop. Inc./Dec. for 25-26	Budget+Prop. Inc./Dec.	Avail.+Prop. Inc./Dec.	26-27	27-28	28-29	29-30	Total Budgeted up to 2030
CA Construction Admin	27,300	1,366	25,934	0	27,300	25,934	0	0	0	0	27,300
CC-CA Consultant Contract	104,567	0	104,567	0	104,567	104,567	0	0	0	0	104,567
CON Construction	1,346,099	0	1,346,099	0	1,346,099	1,346,099	0	0	0	0	1,346,099
CTGY-CIP Contingency - CIP	134,609	0	134,609	0	134,609	134,609	0	0	0	0	134,609
Expenditure Totals:	1,612,575	1,366	1,611,209	0	1,612,575	1,611,209	0	0	0	0	1,612,575

Fund Balance Required	Budget+Prop. Inc./Dec.	Available+Prop. Inc./Dec.
Measure L - Capital Projects-3300	0	-40



City of Modesto
 Project #: 101654
 ESD - Neighborhood ADA Improvement



City of Modesto: 2026-30 Capital Improvement Program

ESD - Neighborhood ADA Improvement Program Phase III

101654

Capital Un-sponsored

<i>Cost Center:</i> 13999	<i>Category:</i> Traffic Circulation	<i>Start Date:</i> 2025
<i>Hosting Fund:</i> Measure L - Capital Projects-3300	<i>Type Class:</i> Intersection Upgrade	<i>End Date:</i> 2028
<i>Element Listing:</i> Comm Dev	<i>Area:</i> Within City	<i>Status:</i> New
<i>Classification:</i> Improvements	<i>Manager:</i> Soares, Phillip A	<i>Const. Code:</i> New or Future

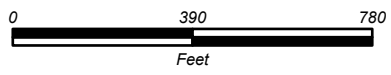
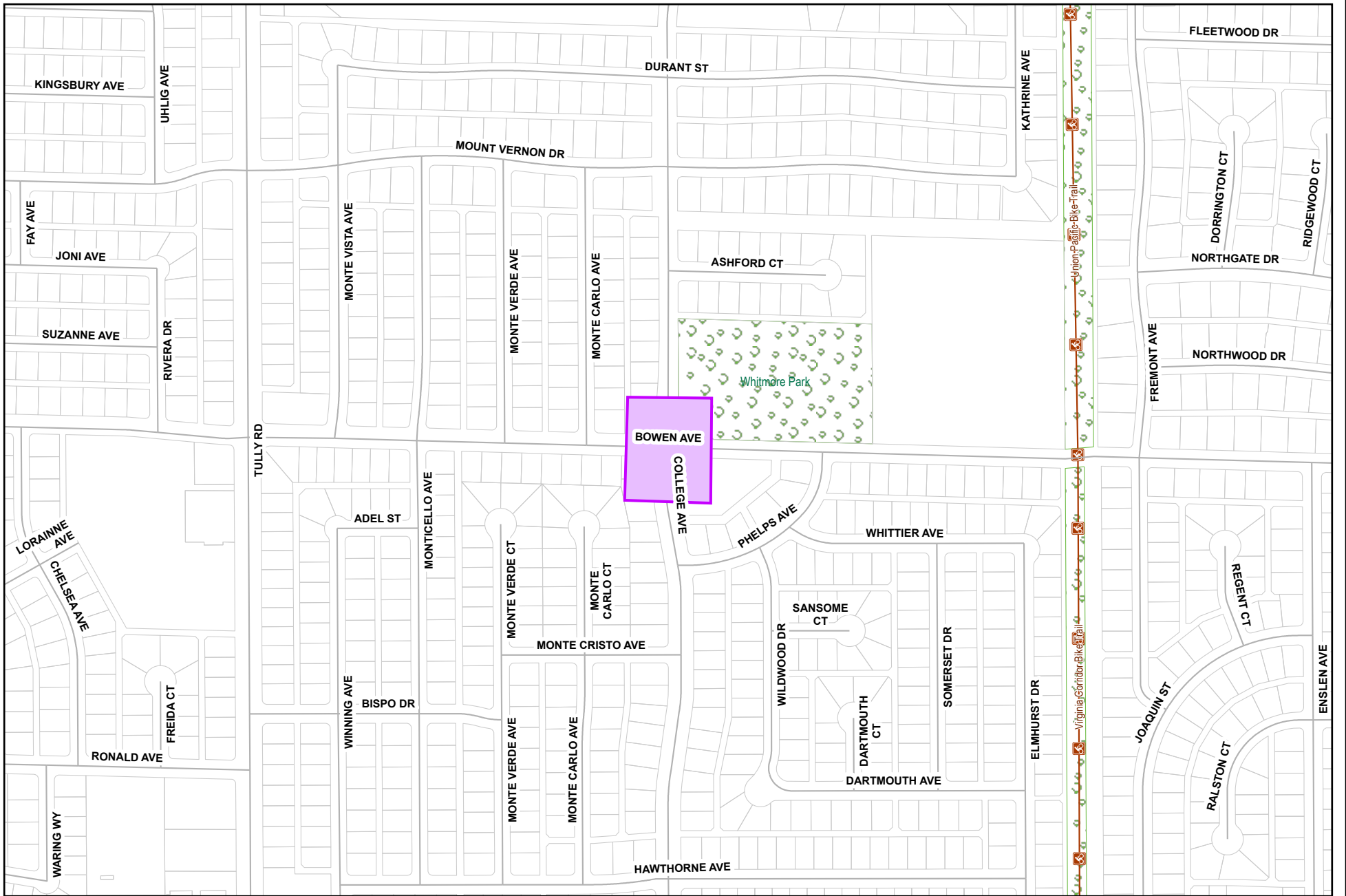
Proj Desc: This project will provide Americans with Disabilities (ADA) upgrades at intersections throughout the City of Modesto.

Proj Stat: Project is new for FY 25/26.

Revenues	Budget	Actuals+Commit	Available	Prop. Inc./Dec. for 25-26	Bud + Prop. Incr/Decr	Avail.+ Prop. Incr/Decr	26-27	27-28	28-29	29-30	Total Budgeted up to 2030
61410 Transfer In from Fund 1410	0	0	0	1,000,000	1,000,000	1,000,000	0	0	0	0	1,000,000
Revenue Totals:	0	0	0	1,000,000	1,000,000	1,000,000	0	0	0	0	1,000,000

Expenditures	Budget	Actual+Commit	Available	Prop. Inc./Dec. for 25-26	Budget+Prop. Inc./Dec.	Avail.+Prop. Inc./Dec.	26-27	27-28	28-29	29-30	Total Budgeted up to 2030
CA Construction Admin	0	0	0	84,000	84,000	84,000	0	0	0	0	84,000
CON Construction	0	0	0	560,000	560,000	560,000	0	0	0	0	560,000
CTGY Contingency - CIP	0	0	0	56,000	56,000	56,000	0	0	0	0	56,000
EDA Eng/Design/Admin	0	0	0	300,000	300,000	300,000	0	0	0	0	300,000
Expenditure Totals:		0	0	1,000,000	1,000,000	1,000,000	0	0	0	0	1,000,000

Fund Balance Required	Budget+Prop. Inc./Dec.	Available+Prop. Inc./Dec.
Measure L - Capital Projects-3300	0	0



City of Modesto

Project #: 101655
 ESD - College & Bowen RAB & Ped.



Page Number: 344



City of Modesto: 2026-30 Capital Improvement Program

ESD - College & Bowen RAB & Ped.

101655

Capital Un-sponsored

<i>Cost Center:</i> 13999	<i>Category:</i> Traffic Circulation	<i>Start Date:</i> 2025
<i>Hosting Fund:</i> Capital Grants - Streets CIP Projects-3160	<i>Type Class:</i> Low Cost Traffic Improvements	<i>End Date:</i> 2028
<i>Element Listing:</i> Comm Dev	<i>Area:</i> Within City	<i>Status:</i> New
<i>Classification:</i> Improvements	<i>Manager:</i> Sacuskie, Michael Wayne	<i>Const. Code:</i> New or Future

Proj Desc: This project will install a single lane roundabout at the intersection of College Avenue and Bowen Avenue and install raised pedestrian crossings at the roundabout. This project will also provide a separated pedestrian and bicycle connection from College Avenue to the Virginia Corridor Trail.

Proj Stat: Project is new for FY 25/26.

Revenues	Budget	Actuals+Commit	Available	Prop. Inc./Dec. for 25-26	Bud + Prop. Incr/Decr	Avail.+ Prop. Incr/Decr	26-27	27-28	28-29	29-30	Total Budgeted up to 2030
42110 Intergov - State - CA Department of Transportation	0	0	0	1,200,000	1,200,000	1,200,000	0	0	0	0	1,200,000
61410 Transfer In from Fund 1410	0	0	0	800,000	800,000	800,000	0	0	0	0	800,000
Revenue Totals:	0	0	0	2,000,000	2,000,000	2,000,000	0	0	0	0	3,000,000

Expenditures	Budget	Actual+Commit	Available	Prop. Inc./Dec. for 25-26	Budget+Prop. Inc./Dec.	Avail.+Prop. Inc./Dec.	26-27	27-28	28-29	29-30	Total Budgeted up to 2030
CA Construction Admin	0	0	0	223,500	223,500	223,500	0	0	0	0	223,500
CON Construction	0	0	0	1,365,000	1,365,000	1,365,000	0	0	0	0	1,365,000
CTGY Contingency - CIP	0	0	0	136,500	136,500	136,500	0	0	0	0	136,500
EDA Eng/Design/Admin	0	0	0	275,000	275,000	275,000	0	0	0	0	275,000
Expenditure Totals:		0	0	2,000,000	2,000,000	2,000,000	0	0	0	0	2,000,000

Fund Balance Required	Budget+Prop. Inc./Dec.	Available+Prop. Inc./Dec.
Capital Grants - Streets CIP Projects-3160	0	0

WASTEWATER COLLECTION AND TREATMENT SYSTEM

SYSTEM OVERVIEW

The City of Modesto's wastewater system consists of a collection system with approximately 70 miles of trunk lines, 670 miles of sanitary lines, and 40 wastewater lift stations. An additional 12 miles of trunk lines collect wastewater from the cannery food processors for direct disposal to land.

The treatment of wastewater consists of two facilities: Regional Water Recycling Facility - Sutter Campus ("Sutter Campus") located at Sutter Avenue and Robertson Road, and the Regional Water Recycling Facility - Jennings Campus ("Jennings Campus") located approximately 6.5 miles southwest of the City on Jennings Road. These wastewater facilities treat more than 9 billion gallons of wastewater annually.

The City of Modesto currently collects and treats an average of 20 million gallons of domestic wastewater per day. Collected domestic wastewater flows into the Sutter Campus where most of the solids are removed through primary treatment. The primary-treated wastewater is then pumped to the Jennings Campus where the domestic flows undergo additional higher level of treatment. Currently, a majority of primary-treated wastewater undergoes secondary biological treatment and tertiary treatment (filtration) at the Jennings Campus. In response to the City's National Pollutant Discharge Elimination

System permit, the City began upgrading its wastewater treatment facilities in 2008 to provide biological nutrient removal (BNR) and tertiary treatment, which includes activated sludge processes, Membrane Bioreactors and Ultraviolet disinfection, and produces highly treated water that is suitable for year-round discharge to the San Joaquin River. These tertiary treatment facilities were funded through the both City's wastewater fund and a State Water Resources Control Board (SWRCB) Clean Water State Revolving Fund low-interest

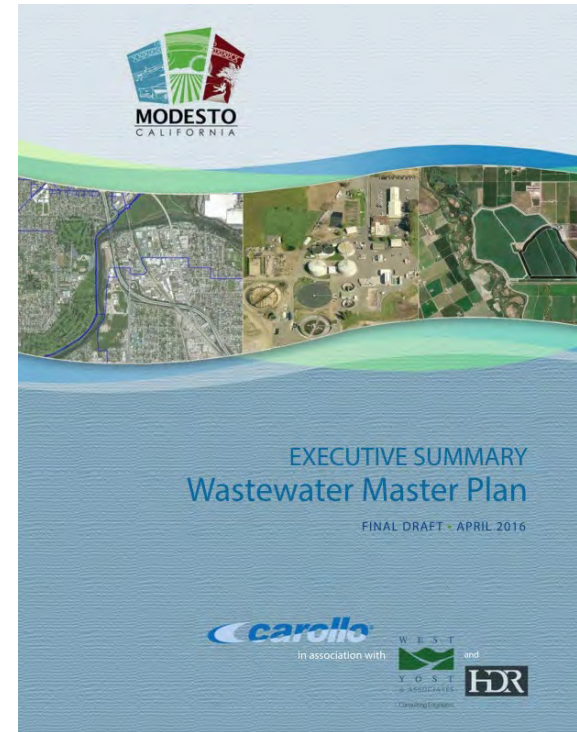


loan. Loan repayments are paid through the City’s wastewater rates. Currently, up to 14.9 million gallons per day can be treated through our tertiary treatment facilities.

Because tertiary water is also suitable for recycling, the City constructed a recycled water pump station, pipelines, and appurtenances for the North Valley Regional Recycled Water Program (NVRWP), which delivers Modesto’s recycled water to the Del Puerto Water District, who pays the City for the recycled water, and reimburses the City for construction and pump station operational costs.

The remaining domestic flow continues on to the secondary treatment system, which consists of three fixed-film reactor towers, 334 acres of oxidation ponds, and 126 acres of recirculation channels. The City’s secondary treated wastewater is stored in 596 acres of ponds so it can be used to irrigate fodder crops on 2,450 acres of City-owned land. The un-disinfected secondary-treated water is also blended with Cannery Segregation water for land application during the canning season.

The City’s required pre-treatment program has permitted 64 commercial and industrial facilities. Periodic monitoring is performed to ensure compliance with local and federal limits and to confirm that high quality effluent is available for irrigation, discharge to the San Joaquin River, and to minimize impacts to the treatment facilities.



HIGHLIGHTS

The FY 2025-26 Capital Improvement Program emphasizes the City’s commitment to meet both the current and long-range wastewater needs of the community.

The Wastewater Master Plan (WWMP) and the associated Environmental Impact Report were completed and the Engineer’s Report to the WWMP was adopted by the City Council on December 8, 2022. These documents are used for both short and long-range planning and provides an updated evaluation of the wastewater collection and treatment systems to assess current conditions and future capabilities, as they are key supporting documents in the development and updating of the City’s General Plan, Specific Plans, various Environmental Impact Reports, and help guide new development decisions.

MAJOR ACCOMPLISHMENTS

- Completion of major wastewater projects, including:



- River Trunk Realignment Gravity System
 - Plant Structural Improvements
 - J.M. Pike Park Cross Connection Removal
 - Sutter Trunk Rehabilitation Phase 2
- Construction of major wastewater projects, including:
 - Sutter Parking Lot and Security Upgrade
 - La Loma Sewer Phase 1
 - Jennings Campus Corrosion Control Measures
 - River Trunk Realignment – Shackelford Pump Station
 - West Trunk Sewer Rehabilitation
 - Woodland Lift Station Rehabilitation
 - Jennings Well Treatment Improvements
- Various wastewater projects are scheduled to begin construction within FY 25-26:
 - 2018-2019 Sewer Lift Station Improvements
 - 2020-2021 Sanitary Sewer Replacement
 - Sewer Trunk Rehabilitation on Grimes, Mercy and Woodland
 - River Trunk Pump Station
- The following major projects are in the design phase:
 - East Morris neighborhood Sewer Improvements
 - Encina Sewer Lift Station Improvements
 - Santa Rosa and Downtown Trunk Rehabilitation
 - River Trunk Rehabilitation Phase 1



Water Resources Engineering Accomplishments and Scheduled Projects:

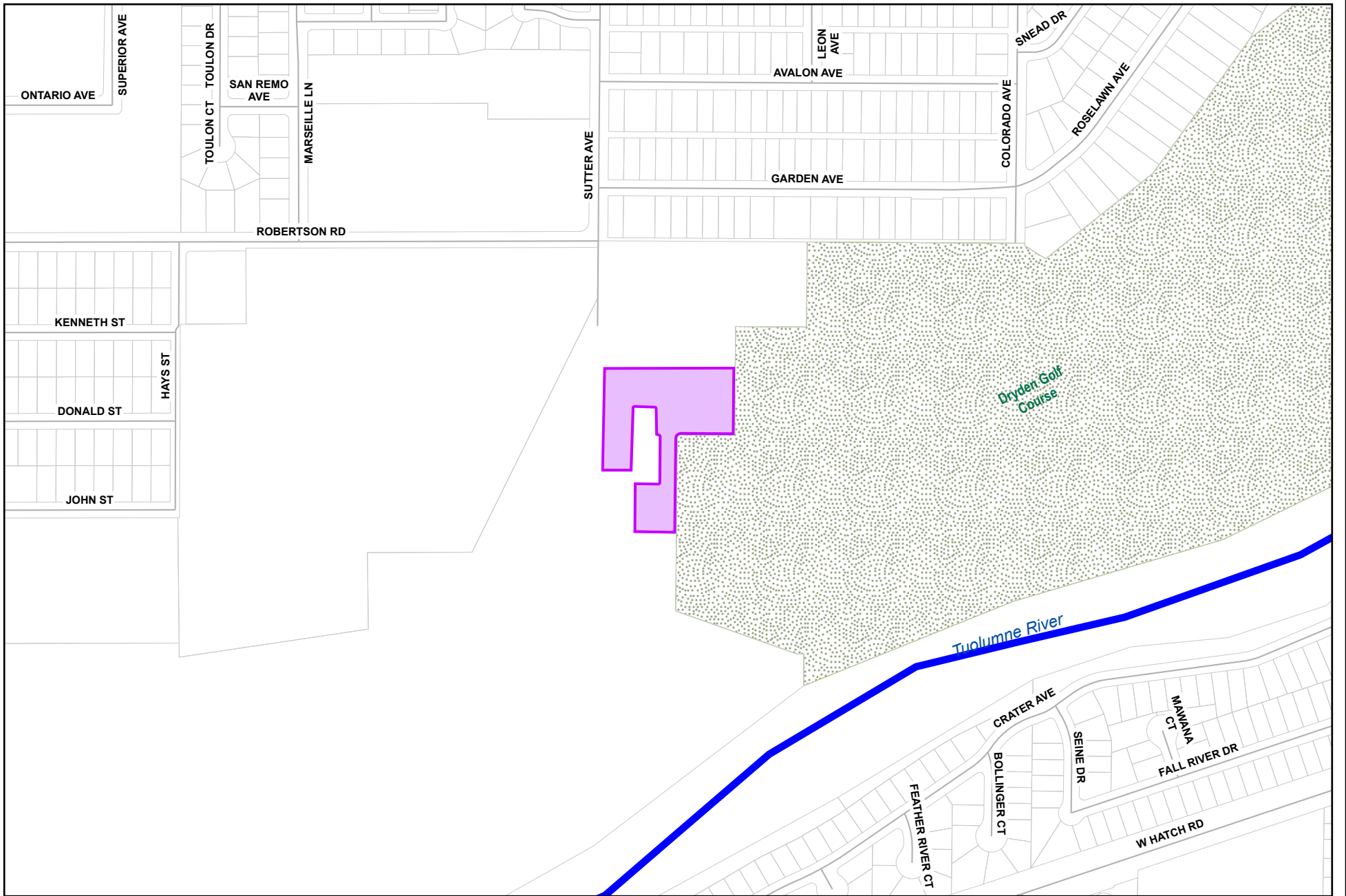
- Projects Referrals (PR) & Inquiries
- Regional Recycled Water Facility – Sutter Campus Relocation Master Plan
- Septic-to-Sewer Area 7 & 9
- Updating Wastewater System Computer Hydraulic Model

POLICY ISSUES

On April 12, 2022, the City adopted a five-year sewer rate plan. The rates are based on actual costs of service for both wastewater collection and treatment and they incorporate the new capital improvement program. City staff is actively monitoring the sewer fund to ensure that the City meets the revenue requirements for capital projects and adopted financial policies.

The Collections System General Waste Discharge Requirements (WDR) came into effect on June 5, 2023. The associated Sewer System Management Plan (SSMP) was updated in December 2024 and was adopted by Council on April 22, 2025.

The State Regional Water Resources Control Board is currently updating the City's Wastewater Land Application WDR. It is anticipated to be adopted in late 2025.



City of Modesto

Project #: 100372
 UPP - Sutter Plant Parking Lot & Security



City of Modesto: 2026-30 Capital Improvement Program

UTL - Sutter Plant Parking Lot & Security Upgrade

100372

Capital Un-sponsored

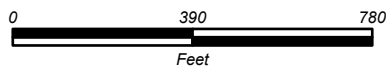
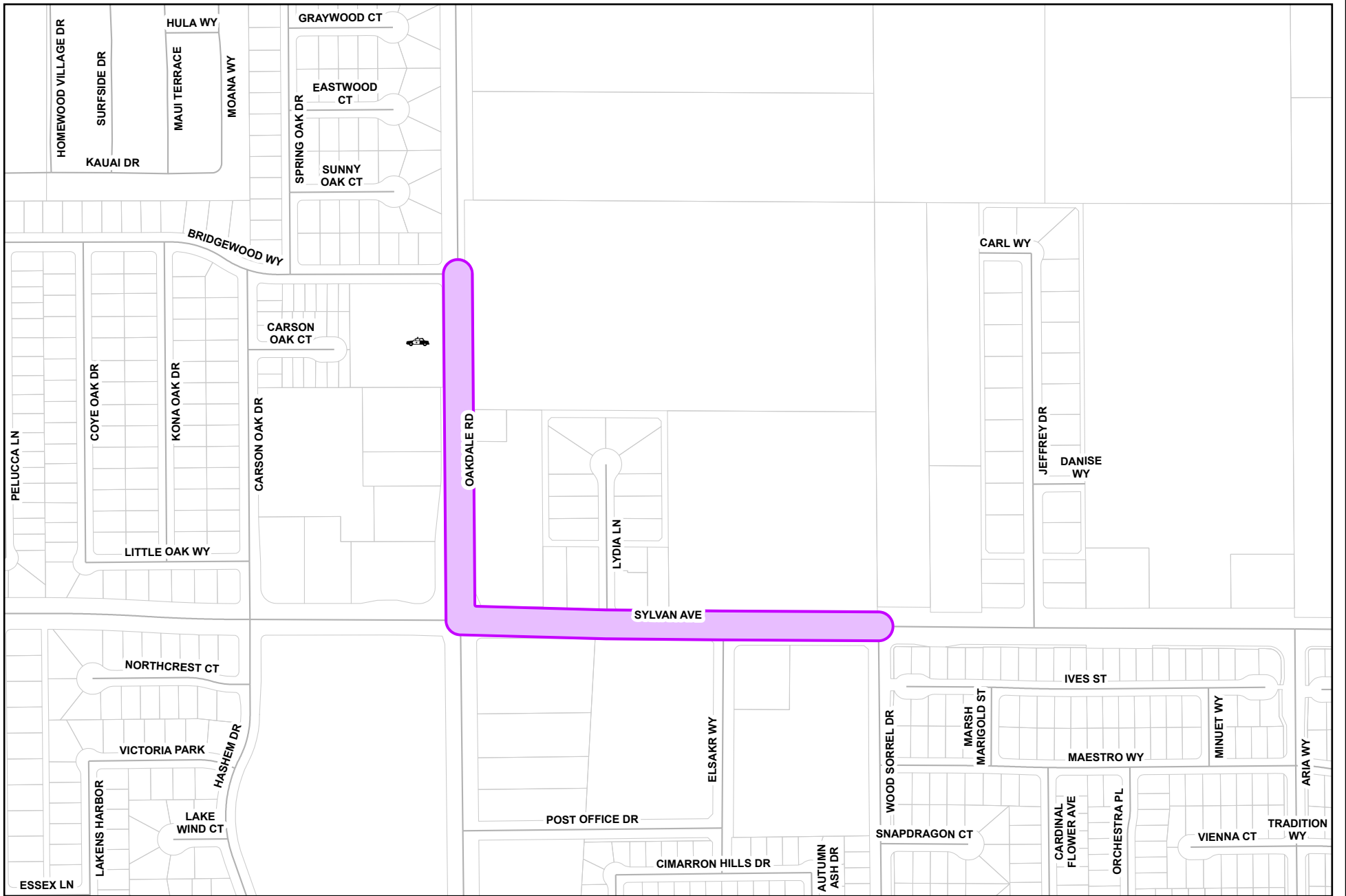
<i>Cost Center:</i> 59999	<i>Category:</i> Wastewater	<i>Start Date:</i> 2019
<i>Hosting Fund:</i> Sewer Operations Fund-4210	<i>Type Class:</i> Expansion	<i>End Date:</i> 2025
<i>Element Listing:</i> Comm Svcs & Fac	<i>Area:</i> Within City	<i>Status:</i> Active
<i>Classification:</i> Improvements	<i>Manager:</i> Ciotau, Cristian C	<i>Const. Code:</i> Under Construction

Proj Desc: This project will provide employee parking, security upgrades and improvements to the plant entrance and septic receiving station.

Proj Stat: The Project is in construction; Projected completion by end of FY 2024/25.

Expenditures	Budget	Actual+Commit	Available	Prop. Inc./Dec. for 25-26	Budget+Prop. Inc./Dec.	Avail.+Prop. Inc./Dec.	26-27	27-28	28-29	29-30	Total Budgeted up to 2030
CA Construction Admin	633,096	206,649	426,447	0	633,096	426,447	0	0	0	0	633,096
CCF City Construct Force	10,350	5,690	4,660	0	10,350	4,660	0	0	0	0	10,350
CON Construction	6,323,880	6,323,880	0	0	6,323,880	0	0	0	0	0	6,323,880
CTGY Contingency - CIP	948,582	498,540	450,042	0	948,582	450,042	0	0	0	0	948,582
EDA Eng/Design/Admin	1,055,750	866,185	189,565	0	1,055,750	189,565	0	0	0	0	1,055,750
LA Land Acquisition	201,308	201,036	272	0	201,308	272	0	0	0	0	201,308
Expenditure Totals:	9,172,966	8,101,979	1,070,987	0	9,172,966	1,070,987	0	0	0	0	9,172,966

Fund Balance Required	Budget+Prop. Inc./Dec.	Available+Prop. Inc./Dec.
Sewer Operations Fund-4210	9,172,966	1,070,987



City of Modesto

Project #: 100534
 UPP - New Tivoli Sewer Main to Sonoma



City of Modesto: 2026-30 Capital Improvement Program

UTL - New Tivoli Sewer Main to Sonoma Trunk

100534

Capital Un-sponsored

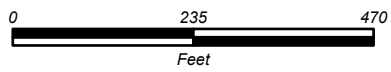
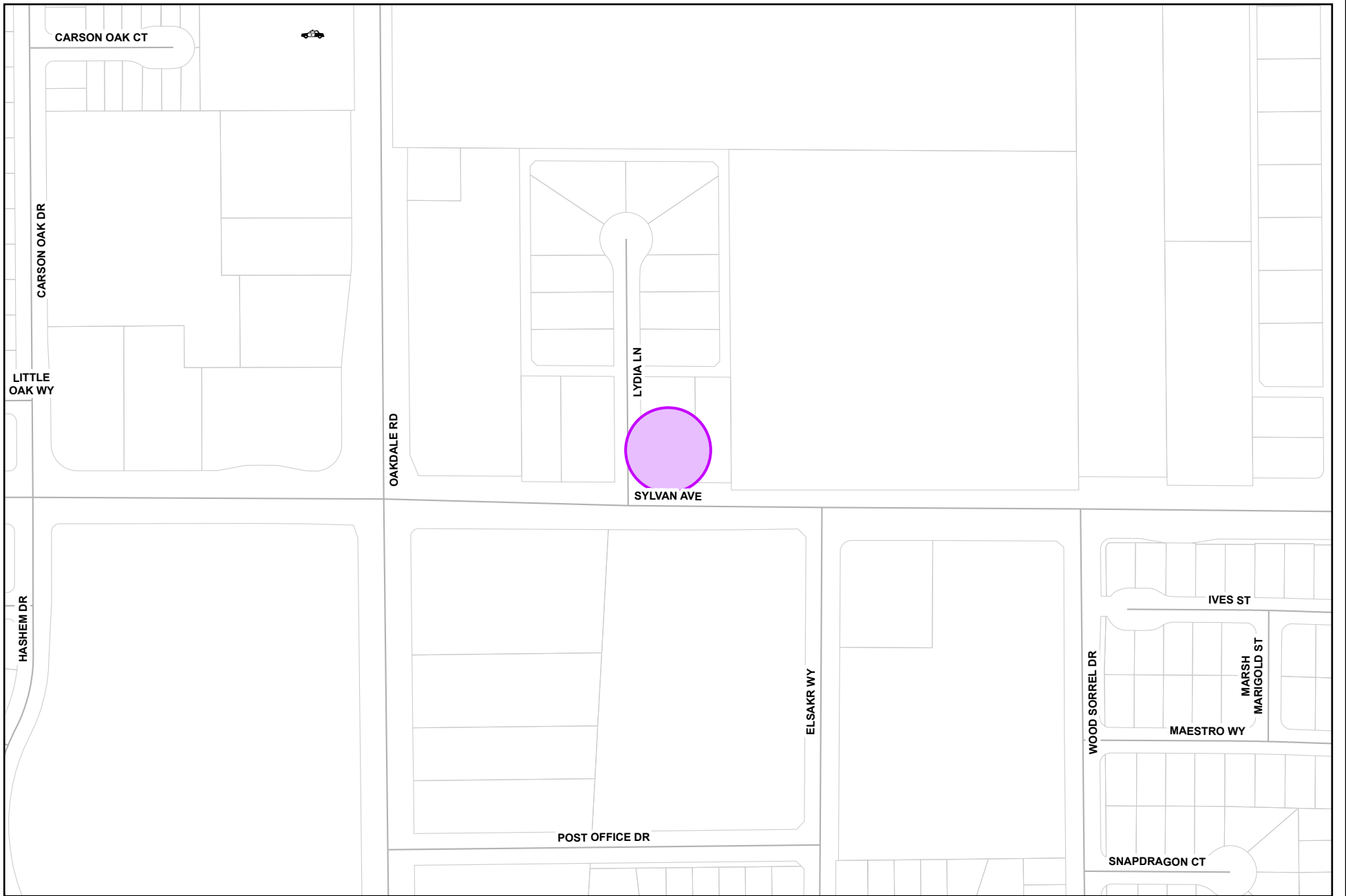
<i>Cost Center:</i> 49999	<i>Category:</i> Wastewater	<i>Start Date:</i>
<i>Hosting Fund:</i> Sewer Operations Fund-4210	<i>Type Class:</i> Expansion	<i>End Date:</i>
<i>Element Listing:</i> Comm Svcs & Fac	<i>Area:</i> Within City	<i>Status:</i> Closed
<i>Classification:</i> Improvements	<i>Manager:</i> Ciotau, Cristian C	<i>Const. Code:</i> To be Closed

Proj Desc: This project will provide funding for sewer mains on Oakdale Road and Sylvan to the Tivoli Lift Station. The proposed sewer mains will serve existing and future development.

Proj Stat: Design is currently being prepared. Sewer main to be connected to proposed lift station (100535).

Expenditures	Budget	Actual+Commit	Available	Prop. Inc./Dec. for 25-26	Budget+Prop. Inc./Dec.	Avail.+Prop. Inc./Dec.	26-27	27-28	28-29	29-30	Total Budgeted up to 2030
CA Construction Admin	177,778	714	177,064	0	177,778	177,064	0	0	0	0	177,778
CON Construction	1,481,480	0	1,481,480	0	1,481,480	1,481,480	0	0	0	0	1,481,480
CTGY-CIP Contingency - CIP	148,149	0	148,149	0	148,149	148,149	0	0	0	0	148,149
EDA Eng/Design/Admin	192,593	66,262	126,331	0	192,593	126,331	0	0	0	0	192,593
Expenditure Totals:	2,000,000	66,976	1,933,024	0	2,000,000	1,933,024	0	0	0	0	2,000,000

Fund Balance Required	Budget+Prop. Inc./Dec.	Available+Prop. Inc./Dec.
Sewer Operations Fund-4210	2,000,000	1,933,024



City of Modesto

Project #: 100535
UPP - Sonoma Trunk Extension Lift Station



City of Modesto: 2026-30 Capital Improvement Program

UTL - Sonoma Trunk Extension Lift Station (100530)

100535

Capital Un-sponsored

<i>Cost Center:</i> 49999	<i>Category:</i> Wastewater	<i>Start Date:</i> 2018
<i>Hosting Fund:</i> Sewer Operations Fund-4210	<i>Type Class:</i> Rehabilitation - Collections	<i>End Date:</i> 2025
<i>Element Listing:</i> Comm Svcs & Fac	<i>Area:</i> Within City	<i>Status:</i> Active
<i>Classification:</i> Improvements	<i>Manager:</i> Ciotau, Cristian C	<i>Const. Code:</i> Under Construction

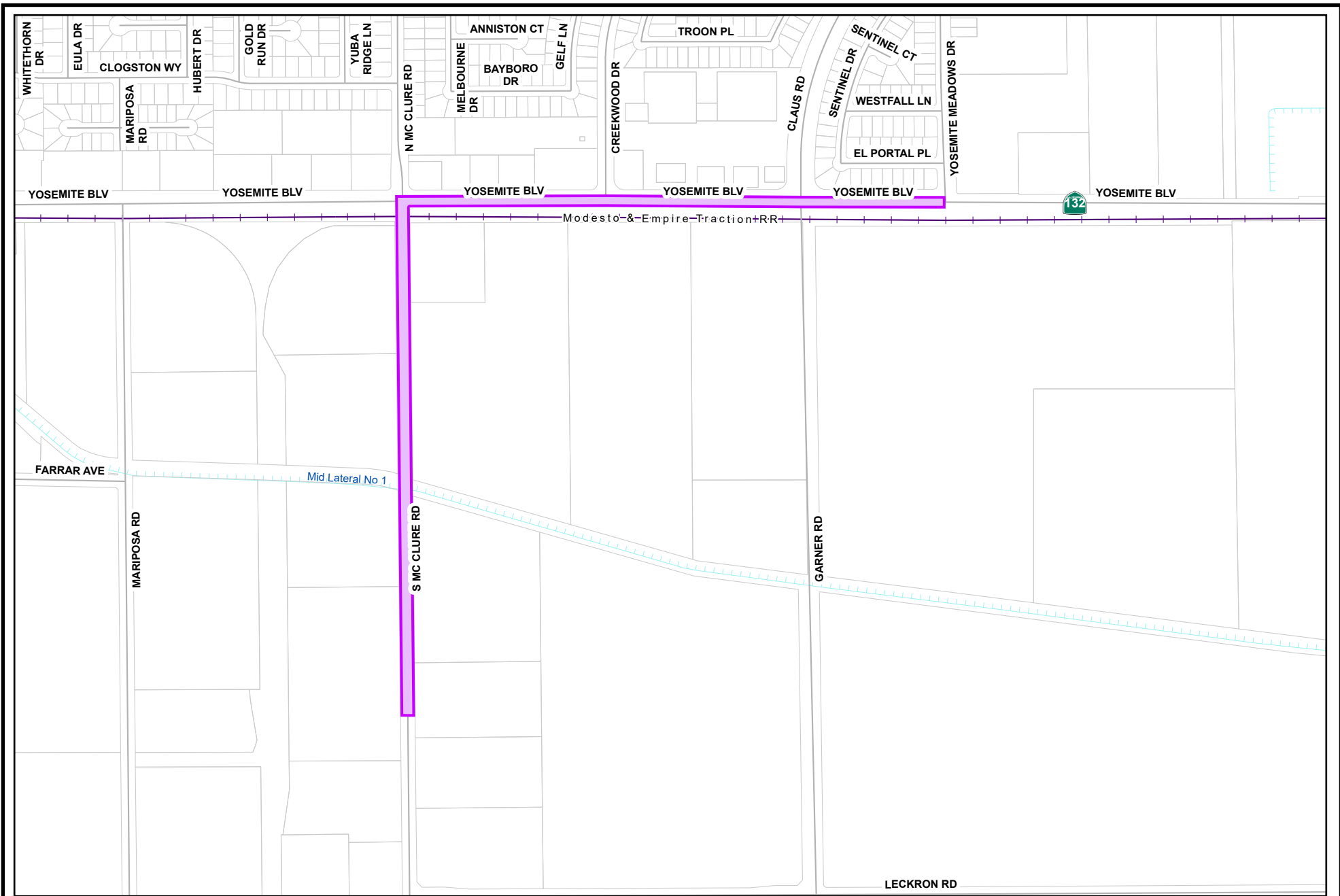
Proj Desc: This project will provide funding for the Tivoli Lift Station as identified in the Wastewater Master Plan. A lift station near Lydia & Sylvan Avenue to pump wastewater into the Sonoma Trunk is necessary due to the Sonoma Trunk being shallow at Sylvan Avenue. The project will include a lift station, force main and additional improvements on the lift station property, in addition to a sewer main on Oakdale and Sylvan.

Proj Stat: Under construction, anticipated completion in Summer 2024.

Revenues	Budget	Actuals+Commit	Available	Prop. Inc./Dec. for 25-26	Bud + Prop. Incr/Decr	Avail. + Prop. Incr/Decr	26-27	27-28	28-29	29-30	Total Budgeted up to 2030
46020 Building/Room Rental - Other	0	125,329	-125,329	0	0	-125,329	0	0	0	0	0
Revenue Totals:	0	125,329	-125,329	0	0	-125,329	0	0	0	0	0

Expenditures	Budget	Actual+Commit	Available	Prop. Inc./Dec. for 25-26	Budget+Prop. Inc./Dec.	Avail.+Prop. Inc./Dec.	26-27	27-28	28-29	29-30	Total Budgeted up to 2030
CA Construction Admin	508,921	458,399	50,522	0	508,921	50,522	0	0	0	0	508,921
CFF City Construction Fo	5,000	0	5,000	0	5,000	5,000	0	0	0	0	5,000
CON Construction	6,348,060	6,348,060	0	0	6,348,060	0	0	0	0	0	6,348,060
CTGY-CIP Contingency - CUO	761,768	643,828	117,940	0	761,768	117,940	0	0	0	0	761,768
EDA Eng/Design/Admin	590,571	522,659	67,912	0	590,571	67,912	0	0	0	0	590,571
ENV CIP Environmental	0	0	0	0	0	0	0	0	0	0	0
LA Land Acquisition	351,568	351,568	0	0	351,568	0	0	0	0	0	351,568
Expenditure Totals:	8,565,888	8,324,515	241,373	0	8,565,888	241,373	0	0	0	0	8,565,888

Fund Balance Required	Budget+Prop. Inc./Dec.	Available+Prop. Inc./Dec.
Sewer Operations Fund-4210	8,565,888	366,703



City of Modesto

Project #: 100641
 UPP - Empire Trunk



City of Modesto: 2026-30 Capital Improvement Program

UTL - Empire Trunk (Suspended)

100641
Capital Un-sponsored

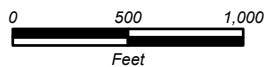
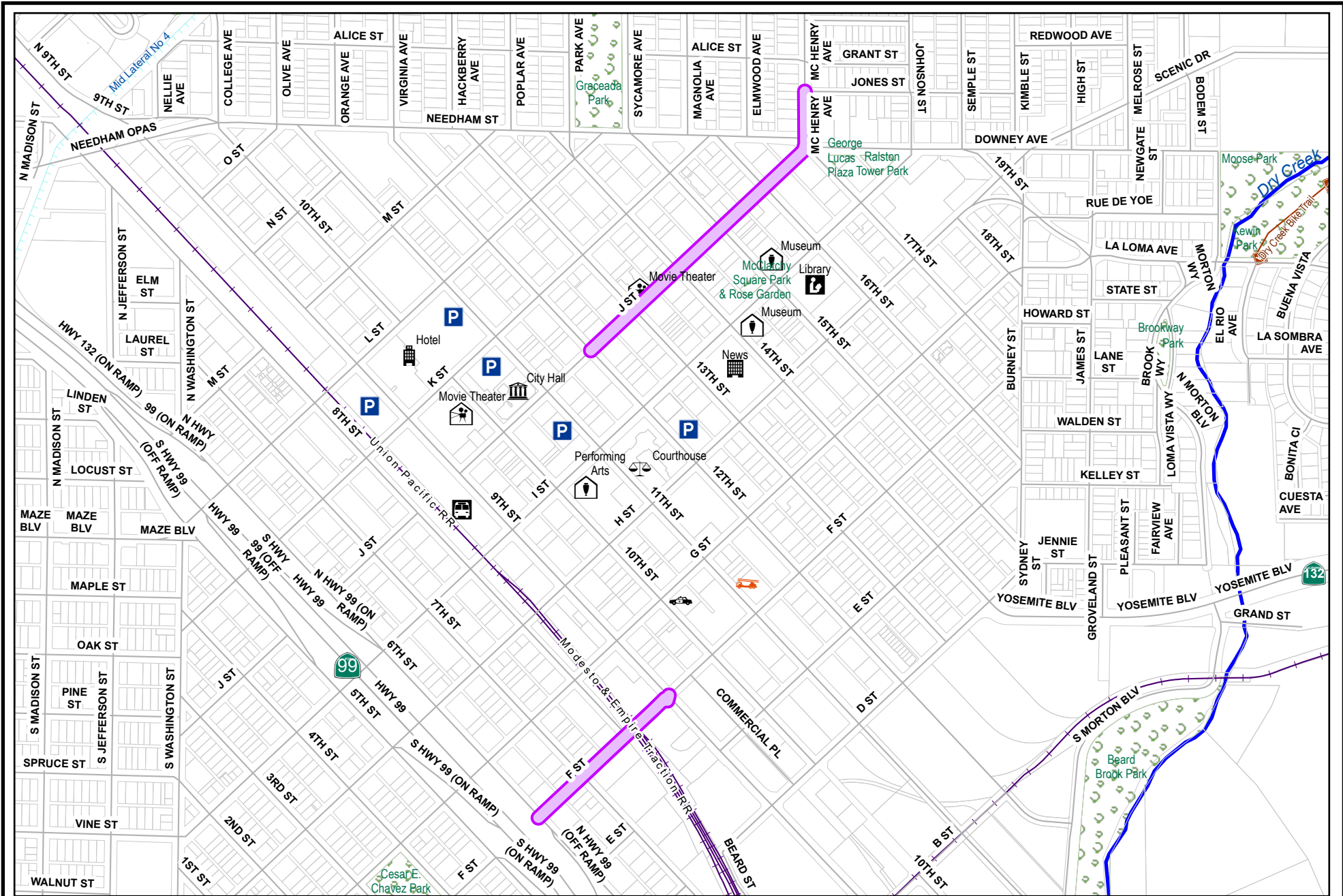
<i>Cost Center:</i> 49999	<i>Category:</i> Wastewater	<i>Start Date:</i>
<i>Hosting Fund:</i> Sewer Operations Fund-4210	<i>Type Class:</i> Wastewater Utility	<i>End Date:</i>
<i>Element Listing:</i> Comm Svcs & Fac	<i>Area:</i> Within City	<i>Status:</i> Closed
<i>Classification:</i> Improvements	<i>Manager:</i> Ciotau, Cristian C	<i>Const. Code:</i> To be Closed

Proj Desc:

Proj Stat:

Expenditures	Budget	Actual+Commit	Available	Prop. Inc./Dec. for 25-26	Budget+Prop. Inc./Dec.	Avail.+Prop. Inc./Dec.	26-27	27-28	28-29	29-30	Total Budgeted up to 2030
CA Construction Admin	603,698	446,424	157,274	0	603,698	157,274	0	0	0	0	603,698
CCF City Construct Forc	83,378	0	83,378	0	83,378	83,378	0	0	0	0	83,378
CON Construction	5,858,515	3,866,093	1,992,422	0	5,858,515	1,992,422	0	0	0	0	5,858,515
CTGY-CIP Contingency - CIP	556,422	422,012	134,410	0	556,422	134,410	0	0	0	0	556,422
EDA Eng/Design/Admin	540,216	368,571	171,645	0	540,216	171,645	0	0	0	0	540,216
Expenditure Totals:	7,642,229	5,103,100	2,539,129	0	7,642,229	2,539,129	0	0	0	0	7,642,229

Fund Balance Required	Budget+Prop. Inc./Dec.	Available+Prop. Inc./Dec.
Sewer Operations Fund-4210	7,642,229	2,539,129



City of Modesto

Project #: 100642
 UPP - Downtown Sewer Improvements - F



Page Number: 36



City of Modesto: 2026-30 Capital Improvement Program

UTL - Downtown Sewer Improvements - F Street and D Street

100642

Capital Un-sponsored

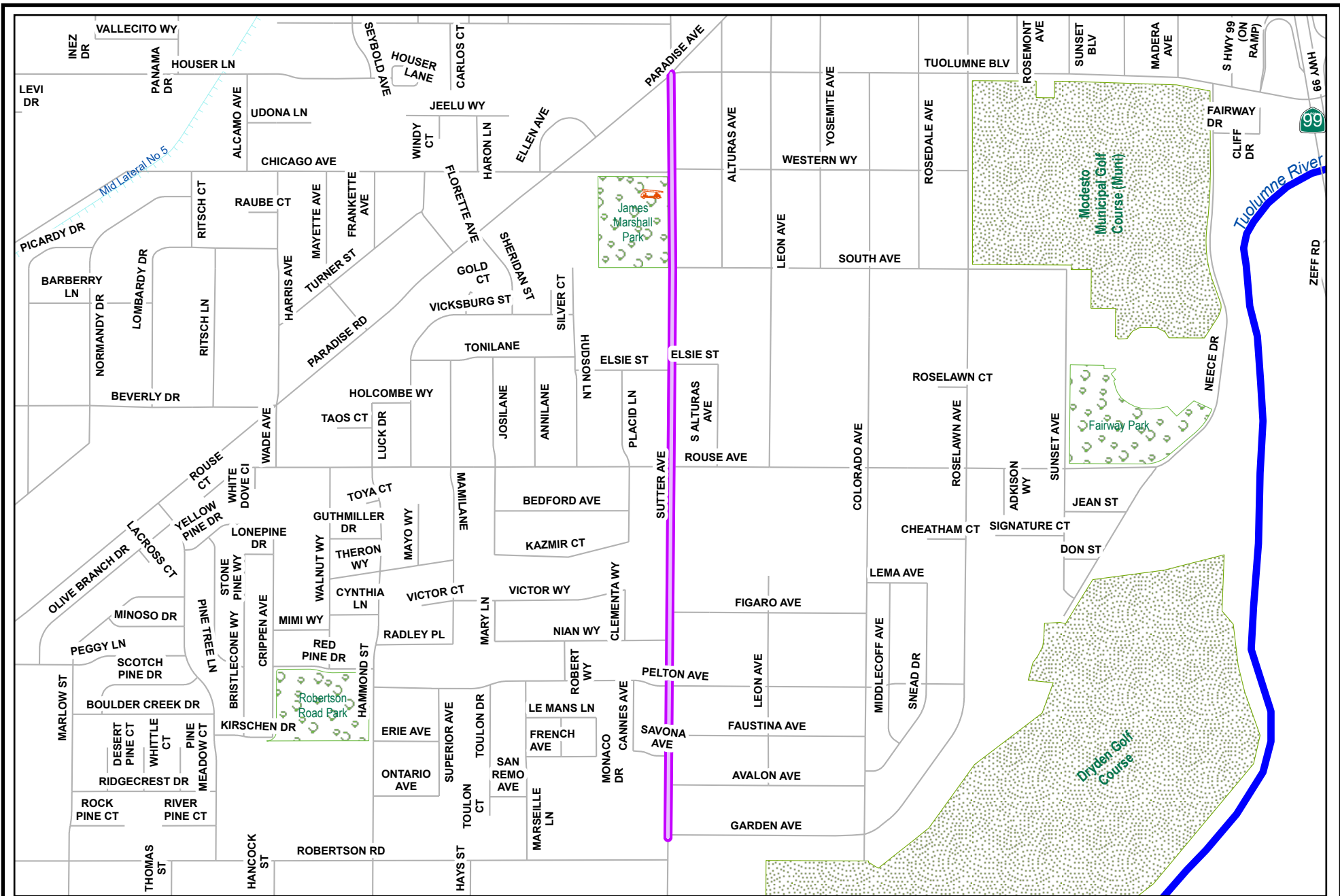
<i>Cost Center:</i> 49999	<i>Category:</i> Wastewater	<i>Start Date:</i> 2021
<i>Hosting Fund:</i> Sewer Operations Fund-4210	<i>Type Class:</i> Wastewater Utility	<i>End Date:</i> 2030
<i>Element Listing:</i> Comm Svcs & Fac	<i>Area:</i> Within City	<i>Status:</i> New
<i>Classification:</i> Improvements	<i>Manager:</i> Ciotau, Cristian C	<i>Const. Code:</i> New or Future

Proj Desc: This project will provide funding to replace the existing sewer main on F Street from 6th Street to Burney Street, as well as improvements to sewer mains connecting to the F Street main. The D Street sewer system will also be realigned to connect to the new F Street main. The Wastewater Master Plan identified improvements to the F Street sewer (DT-5) and D Street sewer (DT-3, DT-4). These improvements are being combined under this project.

Proj Stat: Design is scheduled to begin spring FY 24/25. Construction anticipated for FY 26/27.

Expenditures	Budget	Actual+Commit	Available	Prop. Inc./Dec. for 25-26	Budget+Prop. Inc./Dec.	Avail.+Prop. Inc./Dec.	26-27	27-28	28-29	29-30	Total Budgeted up to 2030
CA Construction Admin	0	6,241	-6,241	0	0	-6,241	0	0	0	0	0
EDA Eng/Design/Admin	200,000	12,044	187,956	0	200,000	187,956	0	0	0	0	200,000
Expenditure Totals:	200,000	18,285	181,715	0	200,000	181,715	0	0	0	0	200,000

Fund Balance Required	Budget+Prop. Inc./Dec.	Available+Prop. Inc./Dec.
Sewer Operations Fund-4210	200,000	181,715



City of Modesto

Project #: 100646
 UPP - River Trunk Realignment



City of Modesto: 2026-30 Capital Improvement Program

UTL - River Trunk Realignment

100646
Capital Un-sponsored

<i>Cost Center:</i> 49999	<i>Category:</i> Wastewater	<i>Start Date:</i> 2016
<i>Hosting Fund:</i> Sewer Operations Fund-4210	<i>Type Class:</i> Wastewater Utility	<i>End Date:</i> 2029
<i>Element Listing:</i> Comm Svcs & Fac	<i>Area:</i> Within City	<i>Status:</i> New
<i>Classification:</i> Improvements	<i>Manager:</i> Ciotau, Cristian C	<i>Const. Code:</i> New or Future

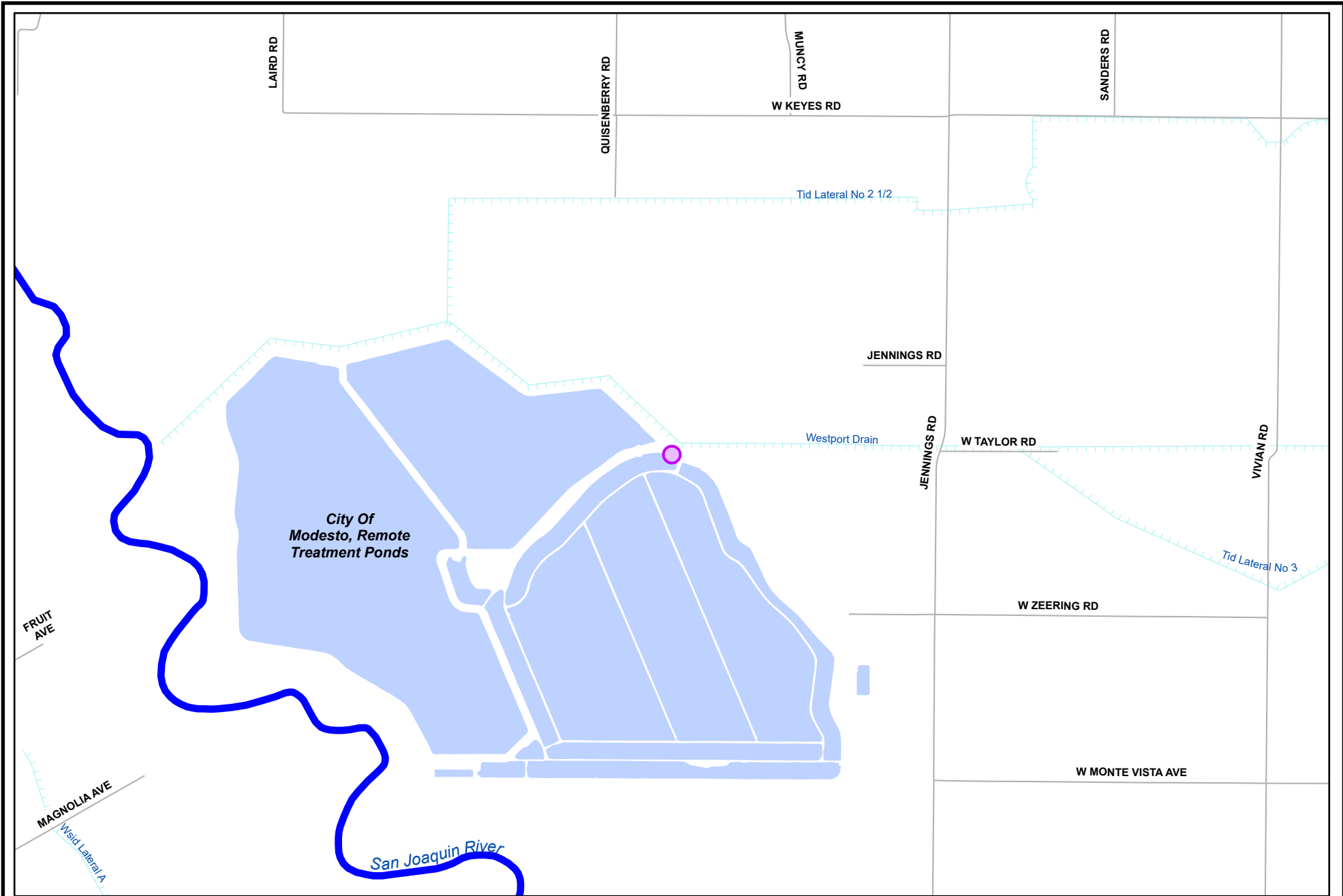
Proj Desc: This project will provide funding to combine Wastewater Master Plan CIPs (River Trunk S-1) to realign the River Trunk away from the Tuolumne River and a new underground lift station.

Proj Stat: In design, anticipating construction to start summer 2025.

Revenues	Budget	Actuals+Commit	Available	Prop. Inc./Dec. for 25-26	Bud + Prop. Incr/Decr	Avail.+ Prop. Incr/Decr	26-27	27-28	28-29	29-30	Total Budgeted up to 2030
46004 Miscellaneous Lease	0	63,000	-63,000	0	0	-63,000	0	0	0	0	0
47020 Refunds, Damages, and Cost Recovery	0	33,298	-33,298	0	0	-33,298	0	0	0	0	0
Revenue Totals:	0	96,298	-96,298	0	0	-96,298	0	0	0	0	0

Expenditures	Budget	Actual+Commit	Available	Prop. Inc./Dec. for 25-26	Budget+Prop. Inc./Dec.	Avail.+Prop. Inc./Dec.	26-27	27-28	28-29	29-30	Total Budgeted up to 2030
CA Construction Admin	1,387,063	113,823	1,273,240	0	1,387,063	1,273,240	0	0	0	0	1,387,063
CON Construction	8,036,284	13,990	8,022,294	0	8,036,284	8,022,294	0	0	0	0	8,036,284
CTGY-CIP Contingency - CIP	1,333,333	0	1,333,333	0	1,333,333	1,333,333	0	0	0	0	1,333,333
EDA Eng/Design/Admin	9,099,060	8,644,353	454,707	0	9,099,060	454,707	0	0	0	0	9,099,060
LA Land Acquisition	3,176,205	2,674,937	501,268	0	3,176,205	501,268	0	0	0	0	3,176,205
Expenditure Totals:	23,031,945	11,447,102	11,584,843	0	23,031,945	11,584,843	0	0	0	0	23,031,945

Fund Balance Required	Budget+Prop. Inc./Dec.	Available+Prop. Inc./Dec.
Sewer Operations Fund-4210	23,031,945	11,681,140



City of Modesto

Project #: 100648
 UPP - New Jennings WQC Entrance/Exit



City of Modesto: 2026-30 Capital Improvement Program

UTL - New Jennings WQC Entrance/Exit - Suspended

100648

Capital Un-sponsored

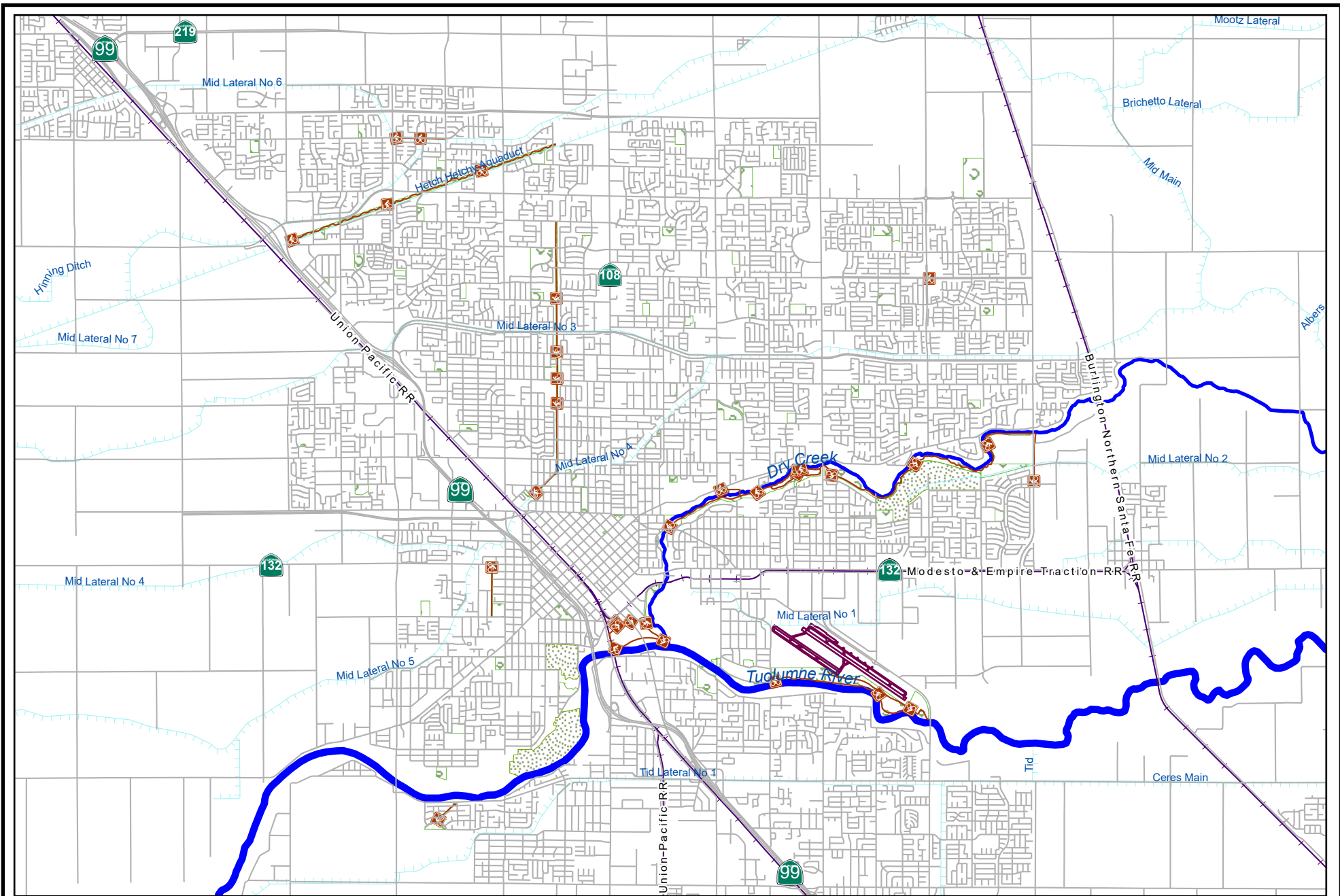
<i>Cost Center:</i> 49999	<i>Category:</i> Wastewater	<i>Start Date:</i>
<i>Hosting Fund:</i> Sewer Operations Fund-4210	<i>Type Class:</i> Wastewater Utility	<i>End Date:</i>
<i>Element Listing:</i> Comm Svcs & Fac	<i>Area:</i> Within City	<i>Status:</i> Active
<i>Classification:</i> Improvements	<i>Manager:</i> Ciotau, Cristian C	<i>Const. Code:</i> To be Closed

Proj Desc: This project will provide funding for a new entrance into the Jennings Treatment Plant as well as street overlay improvements on Jennings Road from Taylor Road to Monte Vista.

Proj Stat: Construction to be completed in Spring of 2023.

Expenditures	Budget	Actual+Commit	Available	Prop. Inc./Dec. for 25-26	Budget+Prop. Inc./Dec.	Avail.+Prop. Inc./Dec.	26-27	27-28	28-29	29-30	Total Budgeted up to 2030
CA Construction Admin	365,689	329,160	36,529	0	365,689	36,529	0	0	0	0	365,689
CCF City Construction Fo	3,000	0	3,000	0	3,000	3,000	0	0	0	0	3,000
CON Construction	3,652,785	3,123,329	529,456	0	3,652,785	529,456	0	0	0	0	3,652,785
CTGY-CIP Contingency - CIP	438,334	409,686	28,648	0	438,334	28,648	0	0	0	0	438,334
EDA Eng/Design/Admin	344,891	286,814	58,077	0	344,891	58,077	0	0	0	0	344,891
Expenditure Totals:	4,804,699	4,148,989	655,710	0	4,804,699	655,710	0	0	0	0	4,804,699

Fund Balance Required	Budget+Prop. Inc./Dec.	Available+Prop. Inc./Dec.
Sewer Operations Fund-4210	4,804,699	655,710



City of Modesto
 Project #: 100740
 UPP - Wastewater Master Plan Updates



City of Modesto: 2026-30 Capital Improvement Program

UTL - Wastewater Master Plan Updates

100740
Capital Un-sponsored

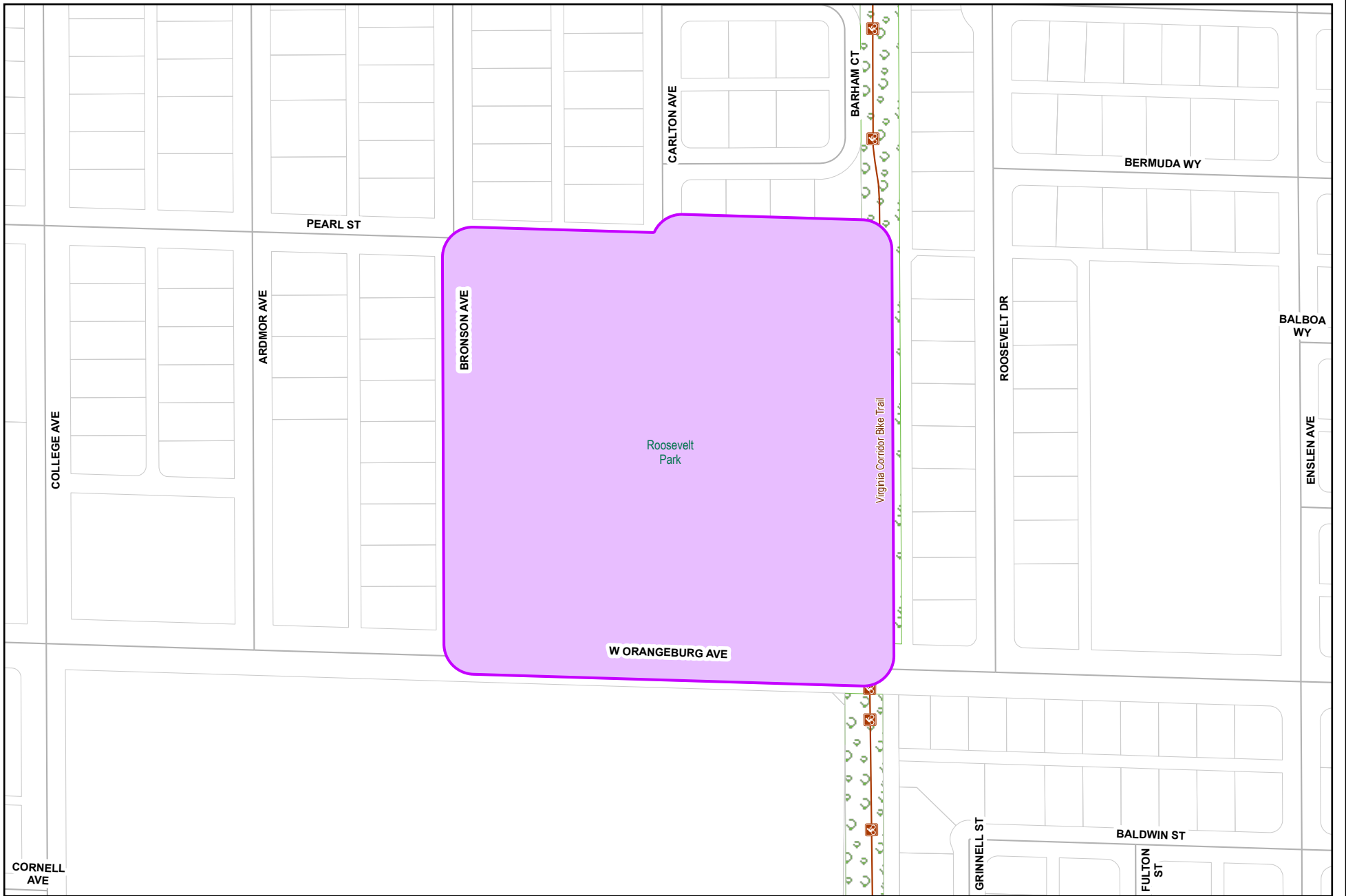
<i>Cost Center:</i> 49999	<i>Category:</i> Wastewater	<i>Start Date:</i>
<i>Hosting Fund:</i> Sewer Operations Fund-4210	<i>Type Class:</i> Wastewater Utility	<i>End Date:</i>
<i>Element Listing:</i> Comm Svcs & Fac	<i>Area:</i> Within City	<i>Status:</i> Closed
<i>Classification:</i> Improvements	<i>Manager:</i> Alves, Alfred James	<i>Const. Code:</i> To be Closed

Proj Desc:

Proj Stat:

Expenditures	Budget	Actual+Commit	Available	Prop. Inc./Dec. for 25-26	Budget+Prop. Inc./Dec.	Avail.+Prop. Inc./Dec.	26-27	27-28	28-29	29-30	Total Budgeted up to 2030
EDA Eng/Design/Admin	2,833,500	2,751,760	81,740	0	2,833,500	81,740	0	0	0	0	2,833,500
Expenditure Totals:	2,833,500	2,751,760	81,740	0	2,833,500	81,740	0	0	0	0	2,833,500

Fund Balance Required	Budget+Prop. Inc./Dec.	Available+Prop. Inc./Dec.
Sewer Operations Fund-4210	2,833,500	81,740



City of Modesto

Project #: 100793

UPP - Roosevelt Park Storm Drain Cross



Page Number: 72



City of Modesto: 2026-30 Capital Improvement Program

UTL - Roosevelt Park Storm Drain Cross Connection Removal (Suspended)

100793

Capital Un-sponsored

<i>Cost Center:</i> 49999	<i>Category:</i> Wastewater	<i>Start Date:</i> 2018
<i>Hosting Fund:</i> Sewer Operations Fund-4210	<i>Type Class:</i> Wastewater Utility	<i>End Date:</i> 2022
<i>Element Listing:</i> Comm Svcs & Fac	<i>Area:</i> Within City	<i>Status:</i> New
<i>Classification:</i> Improvements	<i>Manager:</i> Ciotau, Cristian C	<i>Const. Code:</i> Construction Completed

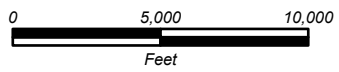
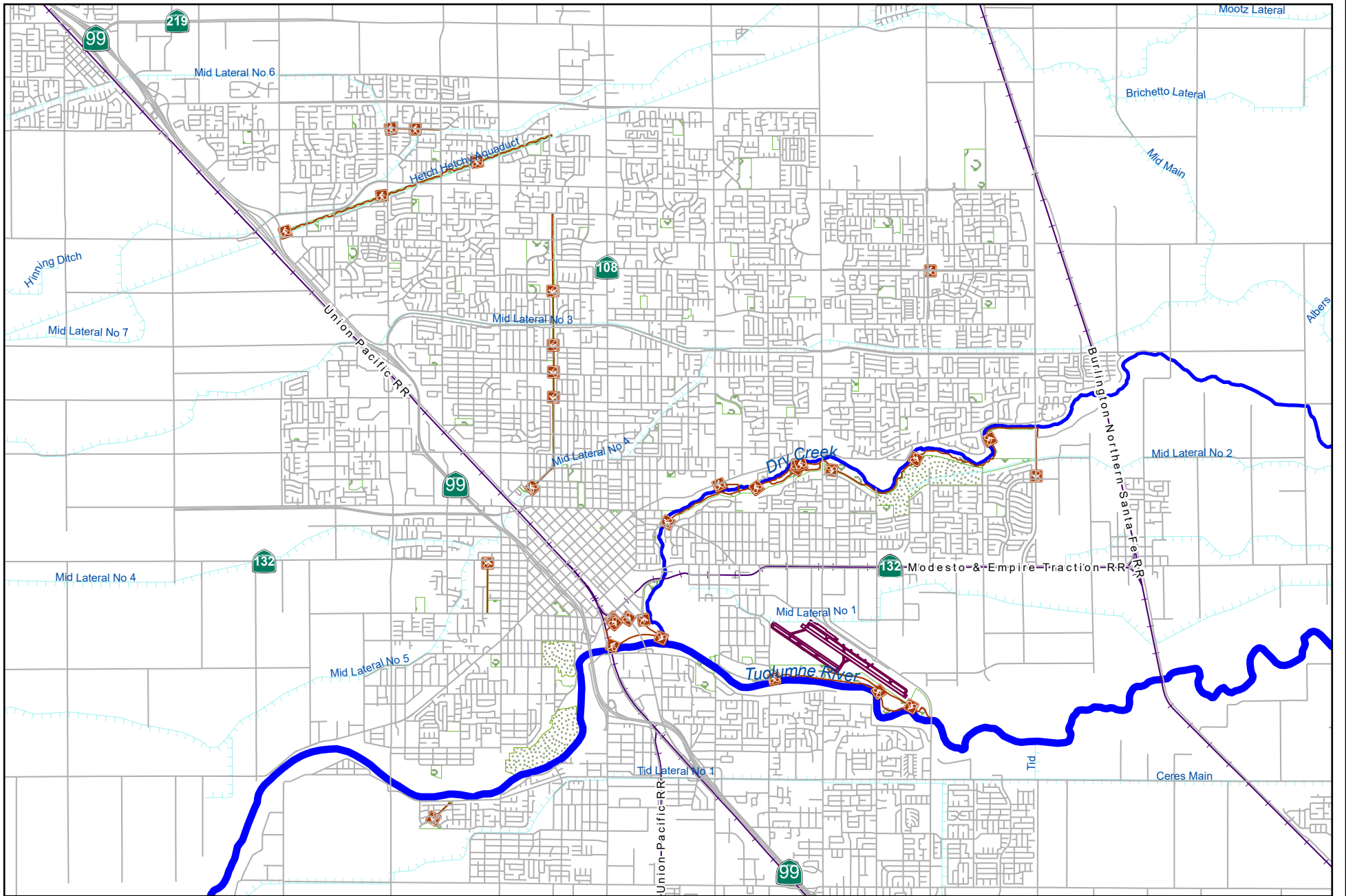
Proj Desc: The Preliminary Design Report (PDR) for the Area 2 Storm Drain Cross Connection Removal has been completed and approved. The first phase, Garrison Park, has been completed. This project will provide funding for the Final Design of the next phase; Roosevelt Park, and will remove existing storm drain cross connections into the sewer system and provide necessary storm drain improvements resulting from the cross connections being removed.

Proj Stat: Under Warranty

Revenues	Budget	Actuals+Commit	Available	Prop. Inc./Dec. for 25-26	Bud + Prop. Incr/Decr	Avail.+ Prop. Incr/Decr	26-27	27-28	28-29	29-30	Total Budgeted up to 2030
42210 Intergov - State - Department of Water Resources	4,619,290	4,642,626	-23,336	0	4,619,290	-23,336	0	0	0	0	4,619,290
47020 Refunds, Damages, and Cost Recovery	0	30	-30	0	0	-30	0	0	0	0	0
Revenue Totals:	4,619,290	4,642,656	-23,366	0	4,619,290	-23,366	0	0	0	0	4,619,290

Expenditures	Budget	Actual+Commit	Available	Prop. Inc./Dec. for 25-26	Budget+Prop. Inc./Dec.	Avail.+Prop. Inc./Dec.	26-27	27-28	28-29	29-30	Total Budgeted up to 2030
CA Construction Admin	828,262	892,484	-64,222	0	828,262	-64,222	0	0	0	0	828,262
CCF City Construct Force	14,538	14,438	100	0	14,538	100	0	0	0	0	14,538
CON Construction	6,143,701	6,068,989	74,712	0	6,143,701	74,712	0	0	0	0	6,143,701
CTGY-CIP Contingency - CIP	469,293	466,431	2,862	0	469,293	2,862	0	0	0	0	469,293
EDA Eng/Design/Admin	680,295	666,191	14,104	0	680,295	14,104	0	0	0	0	680,295
Expenditure Totals:	8,136,089	8,108,532	27,557	0	8,136,089	27,557	0	0	0	0	8,136,089

Fund Balance Required	Budget+Prop. Inc./Dec.	Available+Prop. Inc./Dec.
Sewer Operations Fund-4210	3,516,799	50,922



City of Modesto

Project #: 100815
 PW - Wastewater On-Call Engineering



City of Modesto: 2026-30 Capital Improvement Program

PW - Wastewater On-Call Engineering

100815
Capital Un-sponsored

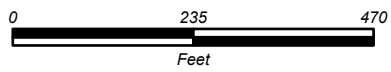
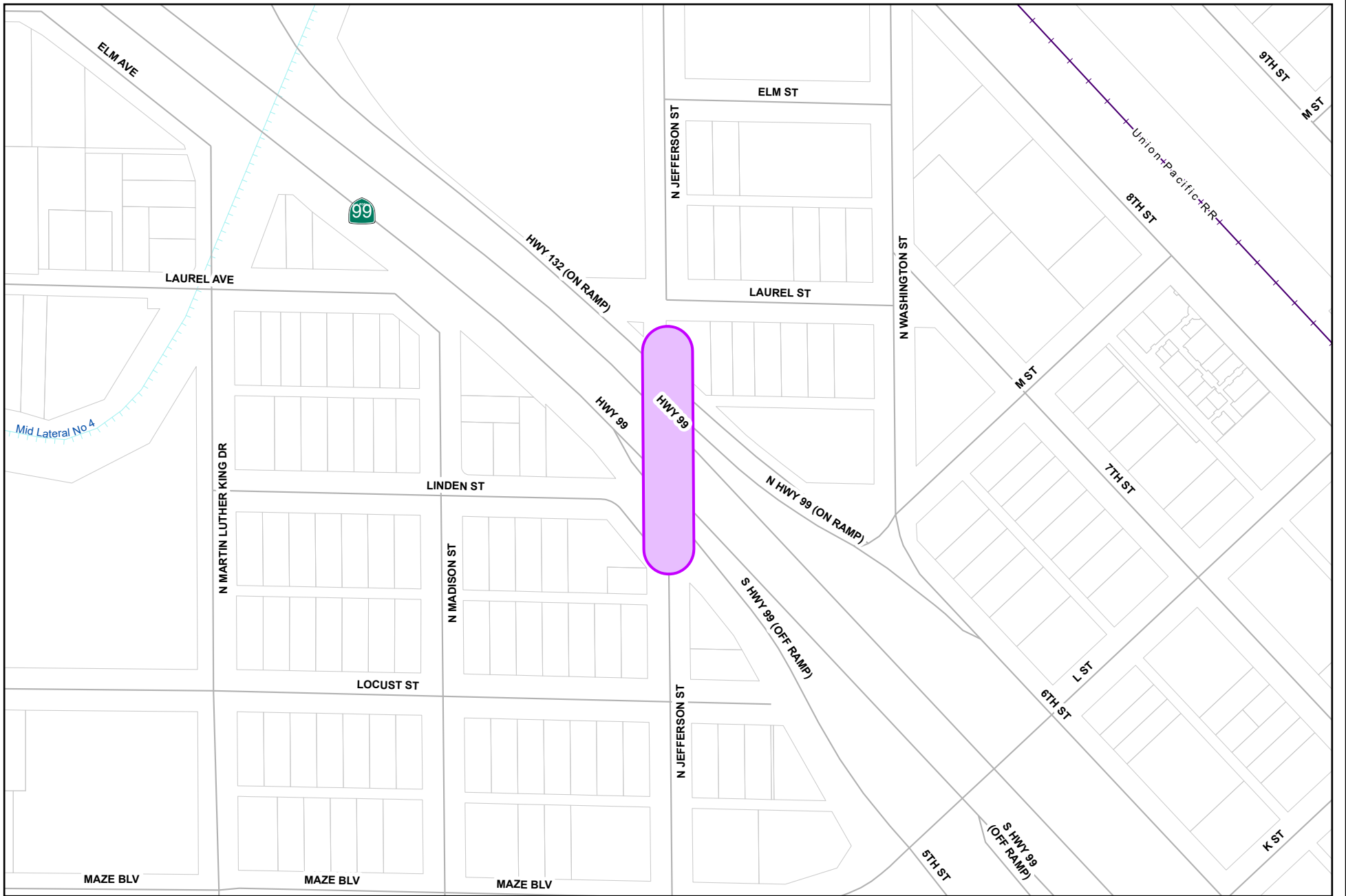
<i>Cost Center:</i> 59999	<i>Category:</i> Wastewater	<i>Start Date:</i>
<i>Hosting Fund:</i> Sewer Operations Fund-4210	<i>Type Class:</i> Maintenance	<i>End Date:</i>
<i>Element Listing:</i> Public Safety	<i>Area:</i> Within City	<i>Status:</i> New
<i>Classification:</i> Maintenance	<i>Manager:</i> Anhalt, Laura	<i>Const. Code:</i> New or Future

Proj Desc: This project will be used for Wastewater On Call Engineering needs for Sutter and Jennings Wastewater Treatment Plant, Lift Stations and Collections.

Proj Stat: This is an on-going five year project. Agreements end in September, 2019. No new funds are being added.

Expenditures	Budget	Actual+Commit	Available	Prop. Inc./Dec. for 25-26	Budget+Prop. Inc./Dec.	Avail.+Prop. Inc./Dec.	26-27	27-28	28-29	29-30	Total Budgeted up to 2030
CC Consultant Charges	1,000,000	770,424	229,576	0	1,000,000	229,576	0	0	0	0	1,000,000
Expenditure Totals:	1,000,000	770,424	229,576	0	1,000,000	229,576	0	0	0	0	1,000,000

Fund Balance Required	Budget+Prop. Inc./Dec.	Available+Prop. Inc./Dec.
Sewer Operations Fund-4210	1,000,000	229,576



City of Modesto

Project #: 100842
 UPP - Sutter Trunk Rehabilitation and



UTL - Sutter Trunk Rehabilitation and Reliability - Suspended

100842

Capital Un-sponsored

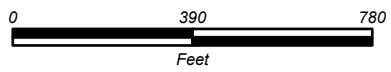
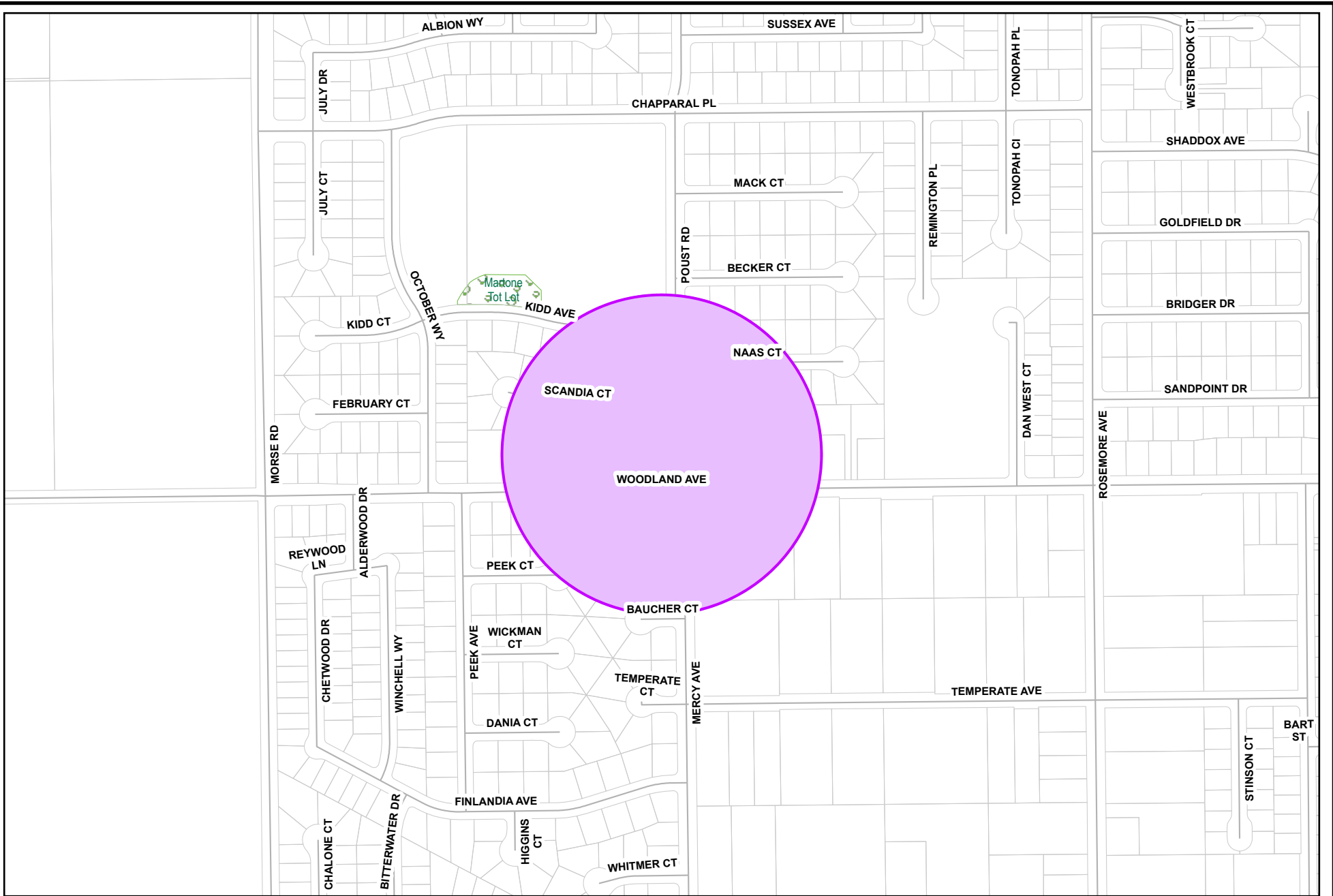
<i>Cost Center:</i> 49999	<i>Category:</i> Wastewater	<i>Start Date:</i>
<i>Hosting Fund:</i> Sewer Operations Fund-4210	<i>Type Class:</i> Wastewater Utility	<i>End Date:</i>
<i>Element Listing:</i> Comm Svcs & Fac	<i>Area:</i> Within City	<i>Status:</i> New
<i>Classification:</i> Improvements	<i>Manager:</i> Ciotau, Cristian C	<i>Const. Code:</i> Construction Completed

Proj Desc: This project will provide funding for the Sutter Trunk which crosses Highway 99 near Jefferson Street as a 16-inch diameter pipeline. This project will construct a second 377-foot, 16-inch diameter pipeline. Following construction of the second pipeline, the existing segment would be rehabilitated. These improvements are referred to as project S4a and S4b in the Wastewater Master Plan.

Proj Stat: Under Warranty

Expenditures	Budget	Actual+Commit	Available	Prop. Inc./Dec. for 25-26	Budget+Prop. Inc./Dec.	Avail.+Prop. Inc./Dec.	26-27	27-28	28-29	29-30	Total Budgeted up to 2030
CA Construction Admin	320,000	347,093	-27,093	0	320,000	-27,093	0	0	0	0	320,000
CON Construction	3,925,000	3,258,041	666,959	0	3,925,000	666,959	0	0	0	0	3,925,000
CTGY-CIP Contingency - CIP	400,000	170,212	229,788	0	400,000	229,788	0	0	0	0	400,000
EDA Eng/Design/Admin	617,011	546,295	70,716	0	617,011	70,716	0	0	0	0	617,011
Expenditure Totals:	5,262,011	4,321,642	940,369	0	5,262,011	940,369	0	0	0	0	5,262,011

Fund Balance Required	Budget+Prop. Inc./Dec.	Available+Prop. Inc./Dec.
Sewer Operations Fund-4210	5,262,011	940,369



City of Modesto

Project #: 100844
 UTL - Woodland Lift Station Rehabilitation



Page Number: 87



City of Modesto: 2026-30 Capital Improvement Program

UTL - Woodland Lift Station Rehabilitation

100844

Capital Un-sponsored

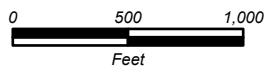
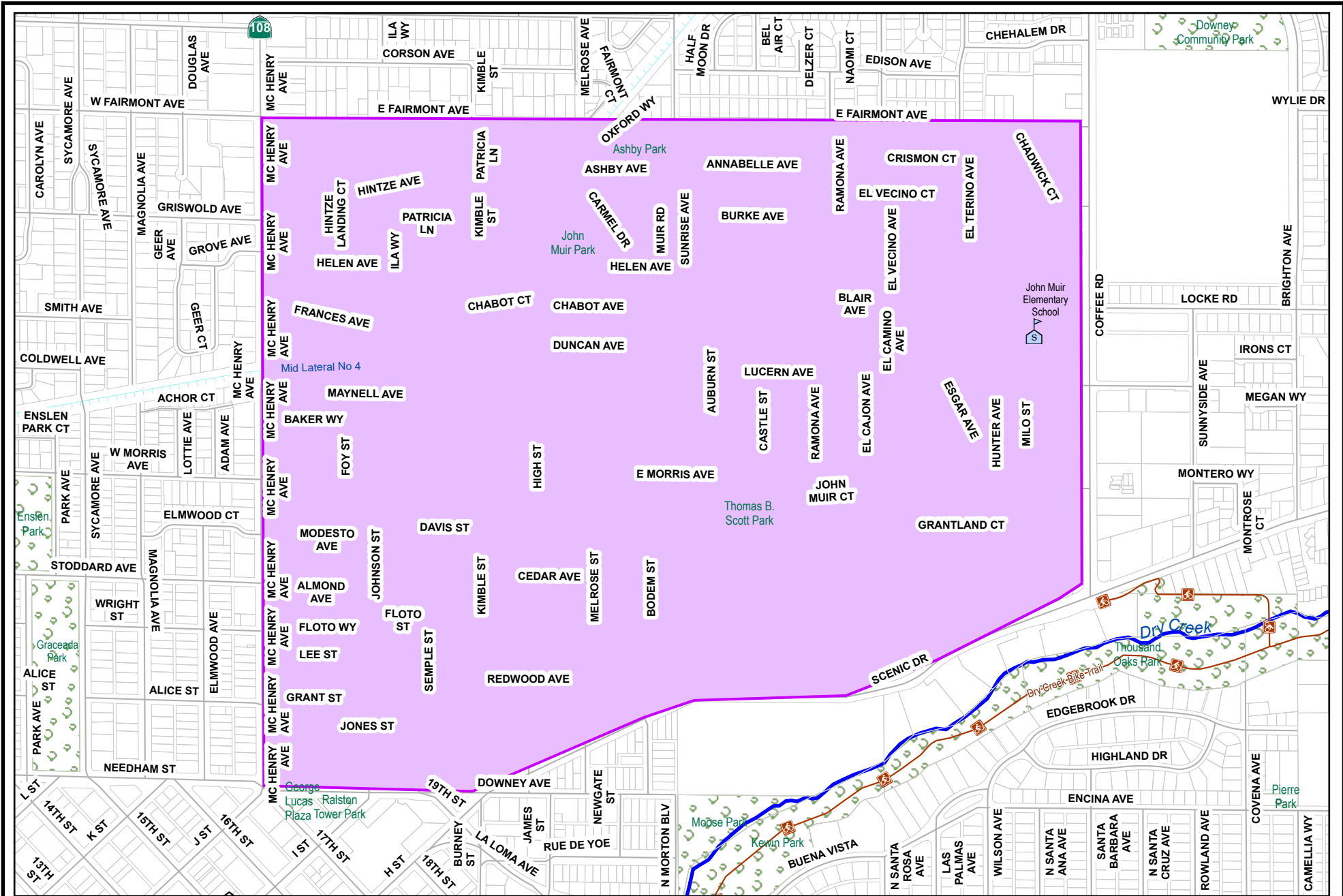
<i>Cost Center:</i> 49999	<i>Category:</i> Wastewater	<i>Start Date:</i> 2018
<i>Hosting Fund:</i> Sewer Operations Fund-4210	<i>Type Class:</i> Wastewater Utility	<i>End Date:</i> 2026
<i>Element Listing:</i> Comm Svcs & Fac	<i>Area:</i> Within City	<i>Status:</i> New
<i>Classification:</i> Improvements	<i>Manager:</i> Ciotau, Cristian C	<i>Const. Code:</i> Under Construction

Proj Desc: This project will provide rehabilitation improvements to the Woodland sewer lift station. Improvements include pump and piping replacement, access hatch replacement, control upgrades, rehabilitation to the odor control system and painting of the existing building. The project will also include further evaluation to identify other components in need of replacement or upgrades.

Proj Stat: Construction to begin by end of FY 23/24.

Expenditures	Budget	Actual+Commit	Available	Prop. Inc./Dec. for 25-26	Budget+Prop. Inc./Dec.	Avail.+Prop. Inc./Dec.	26-27	27-28	28-29	29-30	Total Budgeted up to 2030
CA Construction Admin	406,460	43,219	363,241	0	406,460	363,241	0	0	0	0	406,460
CON Construction	3,792,937	3,792,937	0	0	3,792,937	0	0	0	0	0	3,792,937
CTGY-CIP Contingency - CIP	568,941	0	568,941	0	568,941	568,941	0	0	0	0	568,941
EDA Eng/Design/Admin	280,278	162,337	117,941	0	280,278	117,941	0	0	0	0	280,278
Expenditure Totals:	5,048,616	3,998,493	1,050,123	0	5,048,616	1,050,123	0	0	0	0	5,048,616

Fund Balance Required	Budget+Prop. Inc./Dec.	Available+Prop. Inc./Dec.
Sewer Operations Fund-4210	5,048,616	1,050,123



City of Modesto

Project #: 100847

UTL-This project is to replace existing sewer



City of Modesto: 2026-30 Capital Improvement Program

UTL - East Morris Neighborhood Sewer Replacement

100847

Capital Un-sponsored

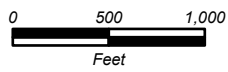
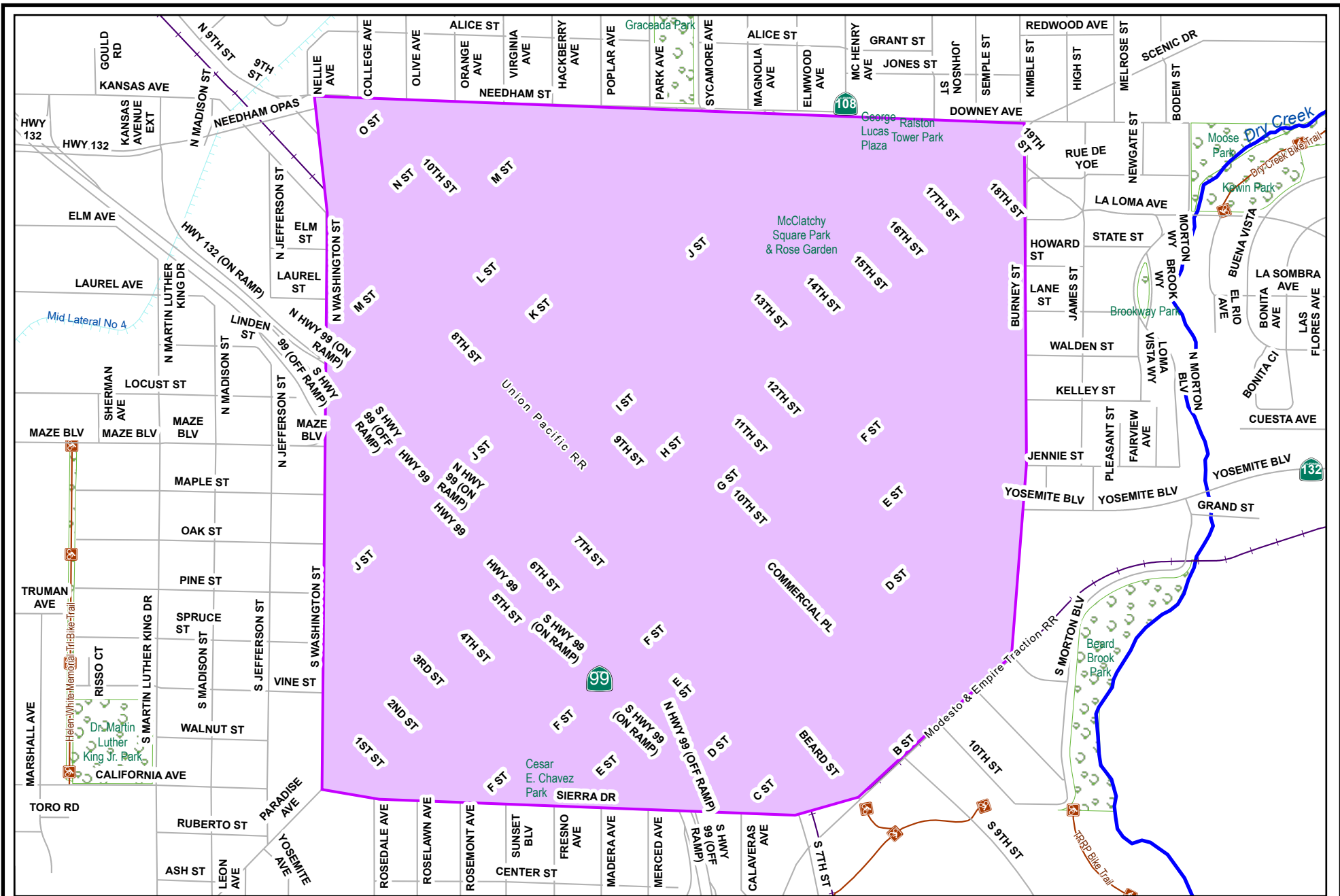
<i>Cost Center:</i> 49999	<i>Category:</i> Wastewater	<i>Start Date:</i> 2018
<i>Hosting Fund:</i> Sewer Operations Fund-4210	<i>Type Class:</i> Wastewater Utility	<i>End Date:</i> 2028
<i>Element Listing:</i> Comm Svcs & Fac	<i>Area:</i> Within City	<i>Status:</i> New
<i>Classification:</i> Improvements	<i>Manager:</i> Ciotau, Cristian C	<i>Const. Code:</i> New or Future

Proj Desc: This project will provide funding to replace existing sewer mains in the East Morris neighborhood. This area is between McHenry and Coffee, and Downey and Fairmont. This is one of the oldest sewer systems in the City and has several deficiencies. Project to be completed in phases.

Proj Stat: Design being prepared. Construction anticipated FY 24/25.

Expenditures	Budget	Actual+Commit	Available	Prop. Inc./Dec. for 25-26	Budget+Prop. Inc./Dec.	Avail.+Prop. Inc./Dec.	26-27	27-28	28-29	29-30	Total Budgeted up to 2030
CA Construction Admin	100,000	212	99,788	0	100,000	99,788	0	0	0	0	100,000
CON Construction	1,000,000	0	1,000,000	0	1,000,000	1,000,000	0	0	0	0	1,000,000
CTGY-CIP Contingency - CIP	100,000	0	100,000	0	100,000	100,000	0	0	0	0	100,000
EDA Eng/Design/Admin	2,354,400	2,135,271	219,129	0	2,354,400	219,129	0	0	0	0	2,354,400
Expenditure Totals:	3,554,400	2,135,484	1,418,916	0	3,554,400	1,418,916	0	0	0	0	3,554,400

Fund Balance Required	Budget+Prop. Inc./Dec.	Available+Prop. Inc./Dec.
Sewer Operations Fund-4210	3,554,400	1,418,916



City of Modesto

Project #: 100861
 UPP - Downtown Sewer Collection System



City of Modesto: 2026-30 Capital Improvement Program

UTL - Downtown Sewer Collection System Replacement

100861

Capital Un-sponsored

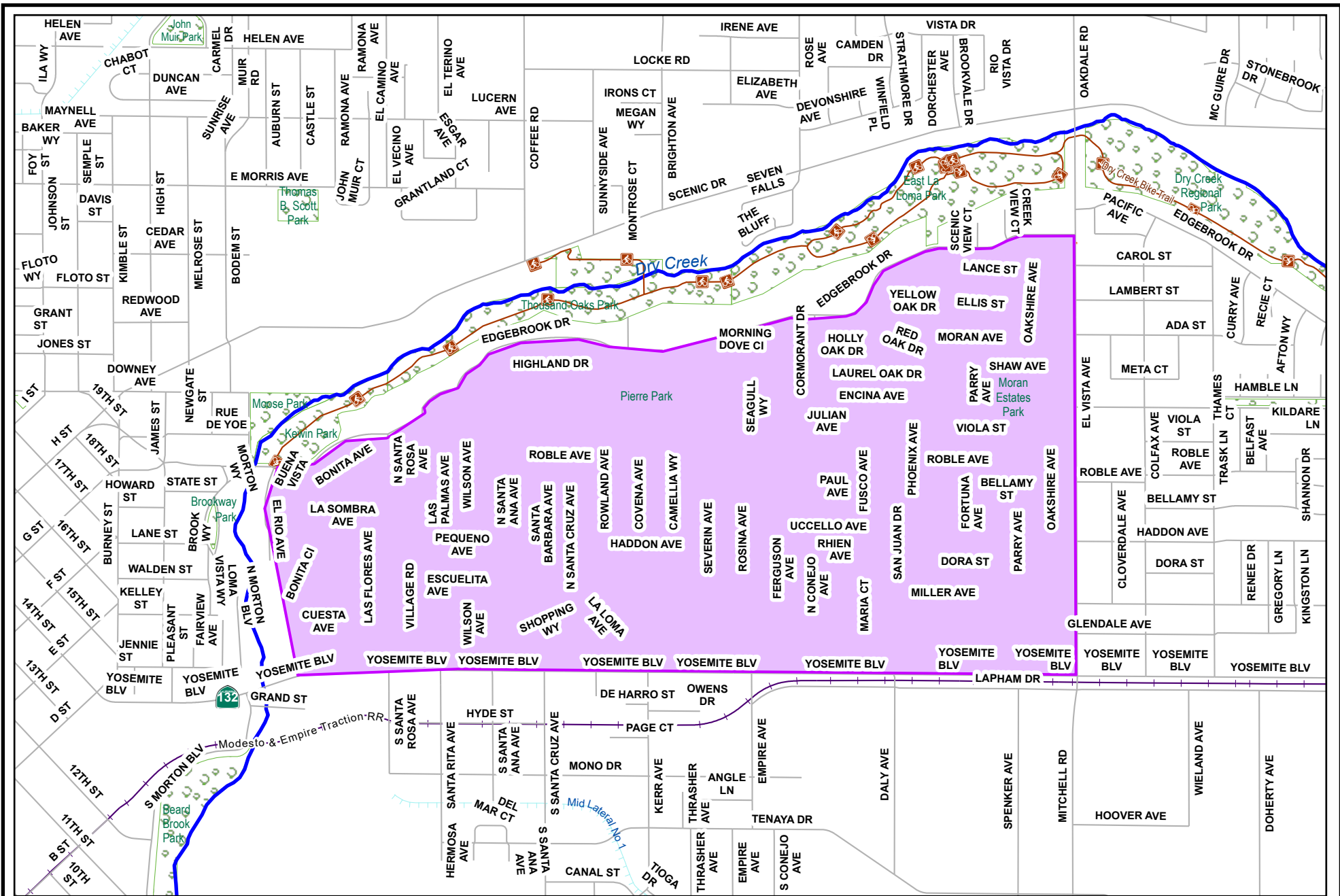
<i>Cost Center:</i> 49999	<i>Category:</i> Wastewater	<i>Start Date:</i> 2018
<i>Hosting Fund:</i> Sewer Operations Fund-4210	<i>Type Class:</i> Wastewater Utility	<i>End Date:</i> 2030
<i>Element Listing:</i> Comm Svcs & Fac	<i>Area:</i> Within City	<i>Status:</i> New
<i>Classification:</i> Improvements	<i>Manager:</i> Ciotau, Cristian C	<i>Const. Code:</i> New or Future

Proj Desc: This project will provide funding to perform topographic survey and GIS coordination of the sewer system within the downtown to assist with sewer replacements. Engineering will then coordinate with Operations and the recent CCTV inspections to determine sections of replacement.

Proj Stat: Survey and design effort is anticipated to begin late Summer 2026, with phased construction to follow. First phase of construction anticipated FY 26/27.

Expenditures	Budget	Actual+Commit	Available	Prop. Inc./Dec. for 25-26	Budget+Prop. Inc./Dec.	Avail.+Prop. Inc./Dec.	26-27	27-28	28-29	29-30	Total Budgeted up to 2030
CA Construction Admin	80,000	0	80,000	0	80,000	80,000	0	0	0	0	80,000
CON Construction	1,000,000	0	1,000,000	0	1,000,000	1,000,000	0	0	0	0	1,000,000
CTGY-CIP Contingency - CIP	120,000	0	120,000	0	120,000	120,000	0	0	0	0	120,000
EDA Eng/Design/Admin	300,000	157,075	142,925	0	300,000	142,925	0	0	0	0	300,000
Expenditure Totals:	1,500,000	157,075	1,342,925	0	1,500,000	1,342,925	0	0	0	0	1,500,000

Fund Balance Required	Budget+Prop. Inc./Dec.	Available+Prop. Inc./Dec.
Sewer Operations Fund-4210	1,500,000	1,342,925



City of Modesto

Project #: 100916

UTL - La Loma Sewer



City of Modesto: 2026-30 Capital Improvement Program

UTL - La Loma Sewer PH 1

100916
Capital Un-sponsored

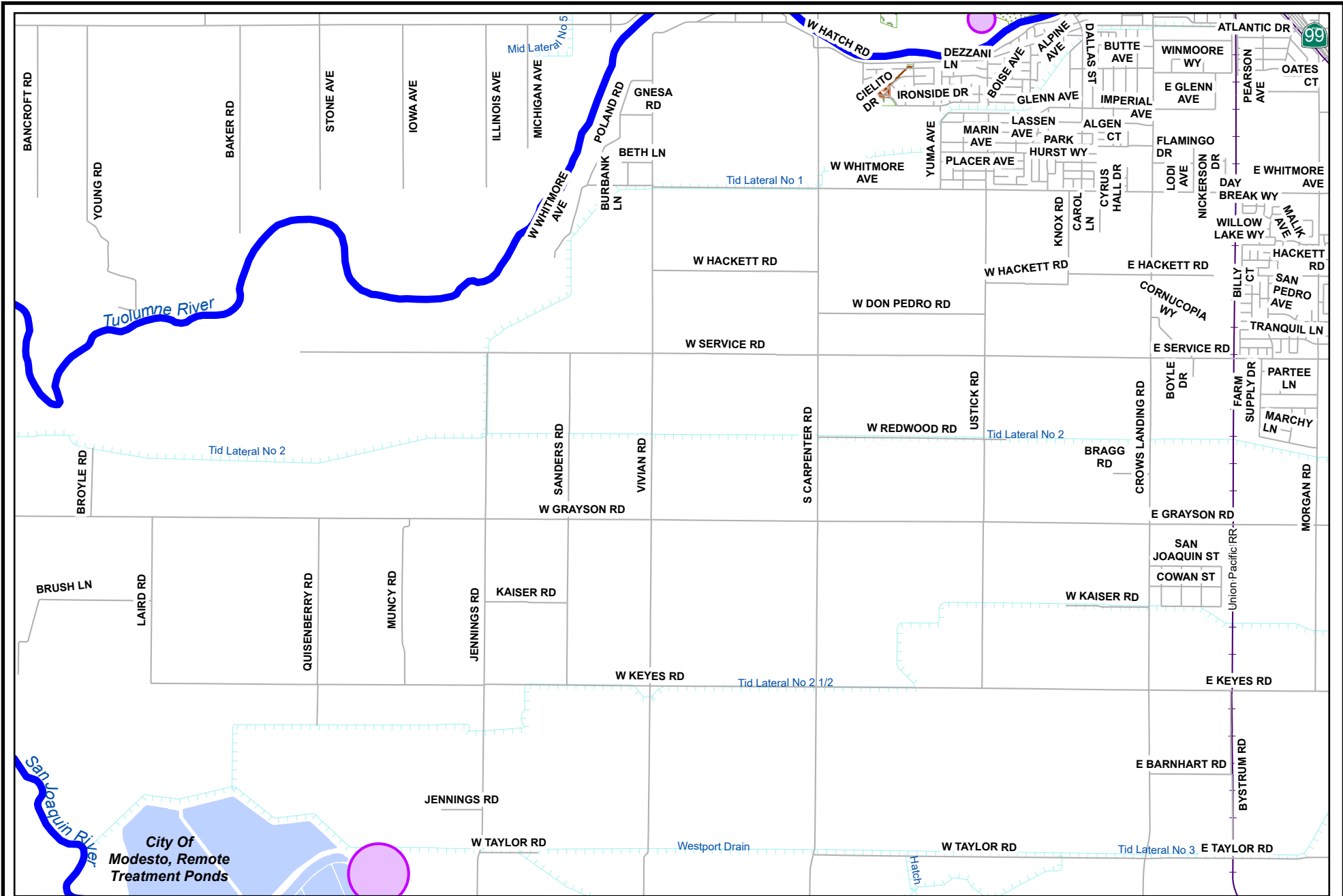
<i>Cost Center:</i> 49999	<i>Category:</i> Wastewater	<i>Start Date:</i> 2018
<i>Hosting Fund:</i> Sewer Operations Fund-4210	<i>Type Class:</i> Wastewater Utility	<i>End Date:</i> 2025
<i>Element Listing:</i> Comm Svcs & Fac	<i>Area:</i> Within City	<i>Status:</i> New
<i>Classification:</i> Improvements	<i>Manager:</i> Ciotau, Cristian C	<i>Const. Code:</i> Under Construction

Proj Desc: This project will provide sewer main replacements within various locations throughout the La Loma Neighborhood, bounded by El Rio Avenue and El Vista Avenue, and Edgebrook Drive and Yosemite Boulevard. Locations to be provided by Wastewater Collections staff.

Proj Stat: Under Construction

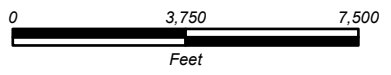
Expenditures	Budget	Actual+Commit	Available	Prop. Inc./Dec. for 25-26	Budget+Prop. Inc./Dec.	Avail.+Prop. Inc./Dec.	26-27	27-28	28-29	29-30	Total Budgeted up to 2030
CA Construction Admin	551,015	218,374	332,641	0	551,015	332,641	0	0	0	0	551,015
CCF CCF	30,000	0	30,000	0	30,000	30,000	0	0	0	0	30,000
CON Construction	5,282,147	5,282,147	0	0	5,282,147	0	0	0	0	0	5,282,147
CTGY-CIP Contingency - CIP	792,322	83,119	709,203	0	792,322	709,203	0	0	0	0	792,322
EDA Eng/Design/Admin	577,778	399,370	178,408	0	577,778	178,408	0	0	0	0	577,778
Expenditure Totals:	7,233,262	5,983,010	1,250,252	0	7,233,262	1,250,252	0	0	0	0	7,233,262

Fund Balance Required	Budget+Prop. Inc./Dec.	Available+Prop. Inc./Dec.
Sewer Operations Fund-4210	7,233,262	1,250,252



City of Modesto

Project #: 100931
 UTL - Plant Structural Improvements



City of Modesto: 2026-30 Capital Improvement Program

UTL - Plant Structural Improvements

100931
Capital Un-sponsored

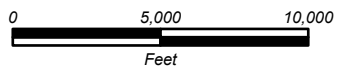
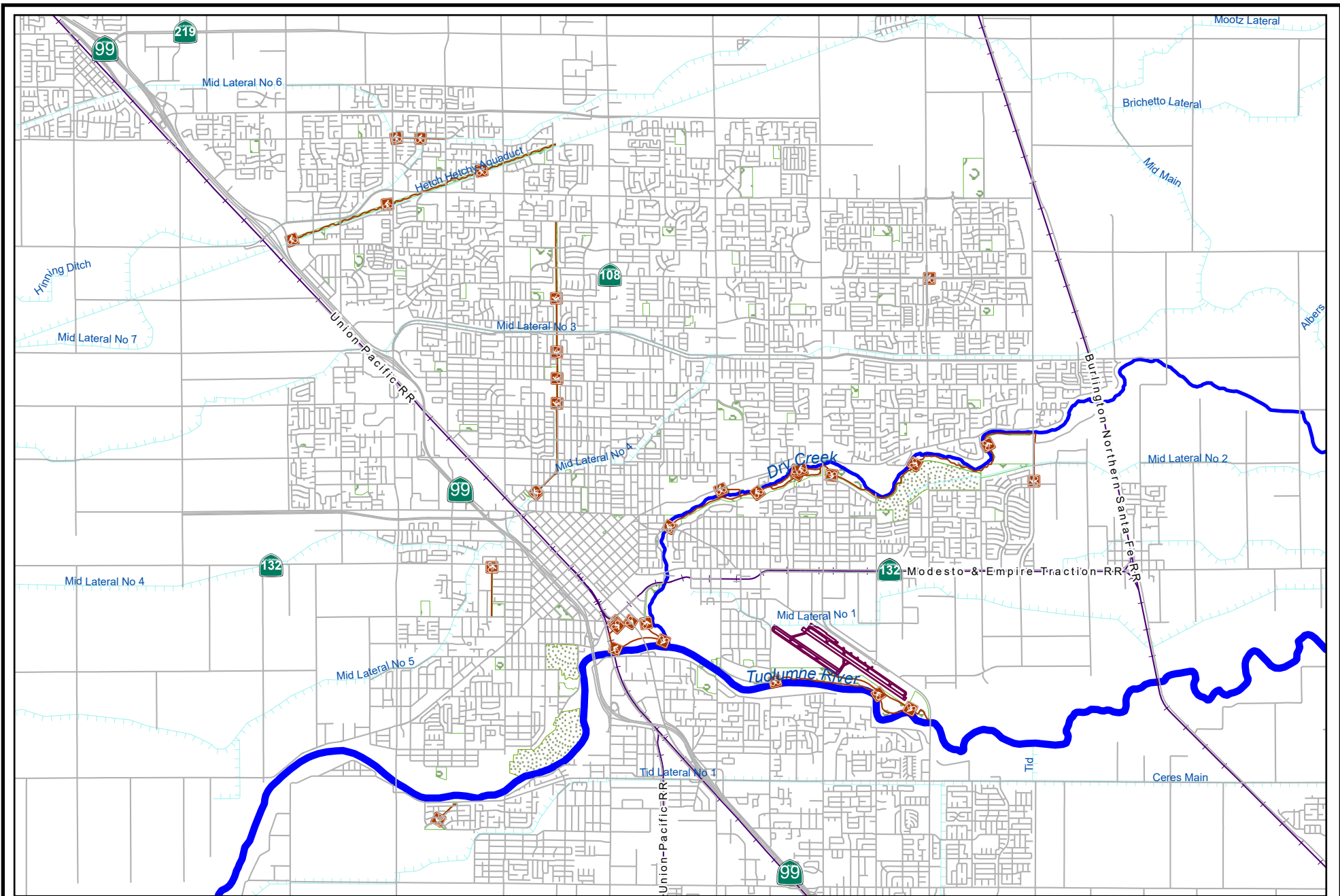
<i>Cost Center:</i> 49999	<i>Category:</i> Wastewater	<i>Start Date:</i> 2018
<i>Hosting Fund:</i> Sewer Operations Fund-4210	<i>Type Class:</i> Wastewater Utility	<i>End Date:</i> 2025
<i>Element Listing:</i> Comm Svcs & Fac	<i>Area:</i> Within City	<i>Status:</i> New
<i>Classification:</i> Improvements	<i>Manager:</i> Ciotau, Cristian C	<i>Const. Code:</i> Under Construction

Proj Desc: This project will provide structural repairs and improvements to Anaerobic Digesters No. 1 and 2 at the Sutter Plant.

Proj Stat: Construction to be completed by the end of 2024.

Expenditures	Budget	Actual+Commit	Available	Prop. Inc./Dec. for 25-26	Budget+Prop. Inc./Dec.	Avail.+Prop. Inc./Dec.	26-27	27-28	28-29	29-30	Total Budgeted up to 2030
CA Construction Admin	305,844	308,848	-3,004	0	305,844	-3,004	0	0	0	0	305,844
CON Construction	2,468,052	2,468,052	0	0	2,468,052	0	0	0	0	0	2,468,052
CTGY-CIP Contingency - CIP	350,653	205,008	145,645	0	350,653	145,645	0	0	0	0	350,653
EDA Eng/Design/Admin	196,647	195,091	1,556	0	196,647	1,556	0	0	0	0	196,647
Expenditure Totals:	3,321,196	3,176,999	144,197	0	3,321,196	144,197	0	0	0	0	3,321,196

Fund Balance Required	Budget+Prop. Inc./Dec.	Available+Prop. Inc./Dec.
Sewer Operations Fund-4210	3,321,196	144,197



City of Modesto

Project #: 100996
 UPP - 2017-2018 Sewer Replacement



Page Number: 146



City of Modesto: 2026-30 Capital Improvement Program

UTL - 2017-2018 Sewer Replacement - Suspended

100996

Capital Un-sponsored

<i>Cost Center:</i> 49999	<i>Category:</i> Wastewater	<i>Start Date:</i>
<i>Hosting Fund:</i> Sewer Operations Fund-4210	<i>Type Class:</i> Wastewater Utility	<i>End Date:</i>
<i>Element Listing:</i> Comm Svcs & Fac	<i>Area:</i> Within City	<i>Status:</i> Closed
<i>Classification:</i> Improvements	<i>Manager:</i> Ciotau, Cristian C	<i>Const. Code:</i> To be Closed

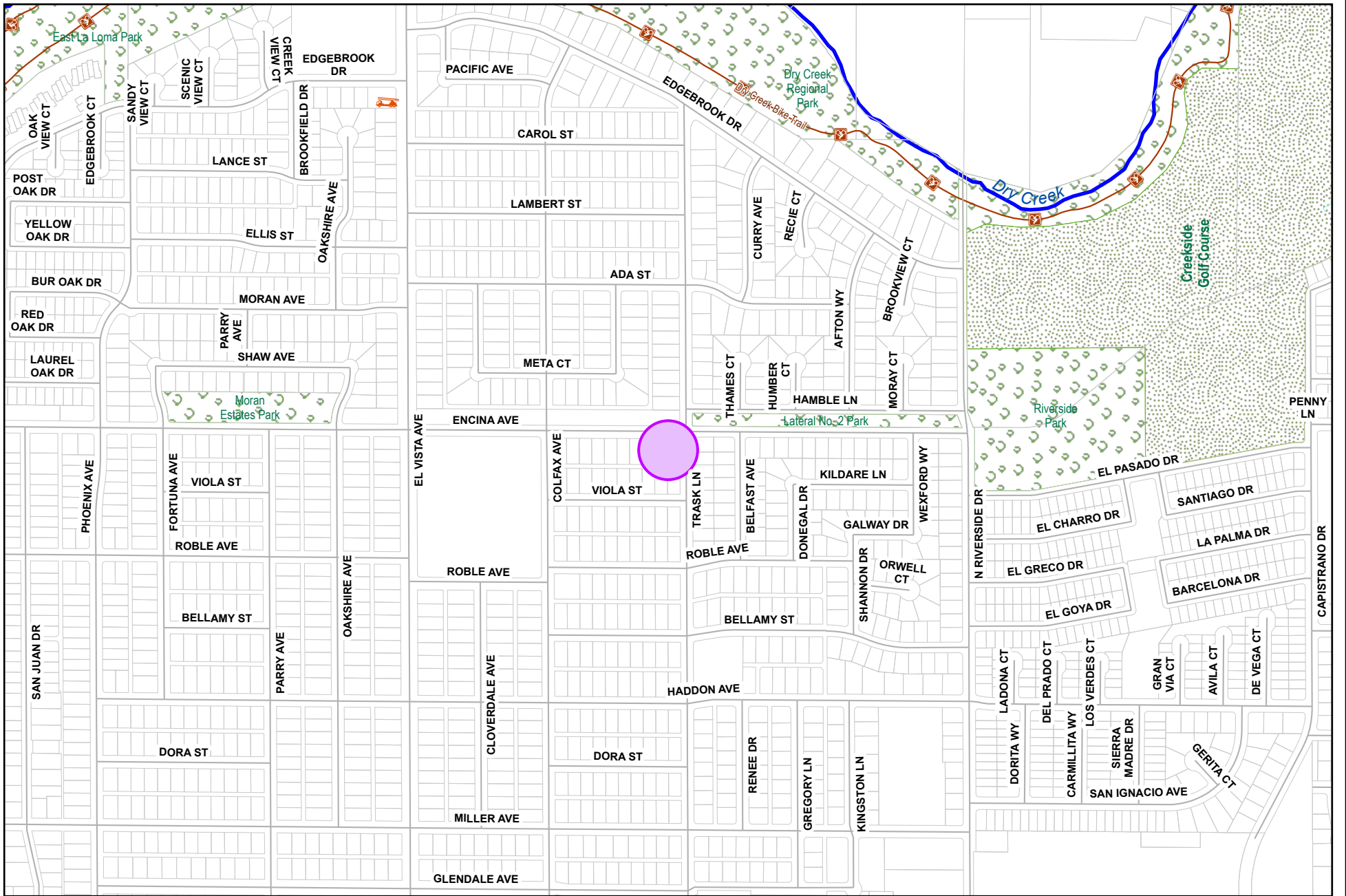
Proj Desc:

Proj Stat:

Expenditures	Budget	Actual+Commit	Available	Prop. Inc./Dec. for 25-26	Budget+Prop. Inc./Dec.	Avail.+Prop. Inc./Dec.	26-27	27-28	28-29	29-30	Total Budgeted up to 2030
CA Construction Admin	77,782	80,969	-3,187	0	77,782	-3,187	0	0	0	0	77,782
CON Construction	691,296	669,115	22,181	0	691,296	22,181	0	0	0	0	691,296
CTGY-CIP Contingency - CIP	297,257	259,736	37,521	0	297,257	37,521	0	0	0	0	297,257
EDA Eng/Design/Admin	63,341	53,391	9,950	0	63,341	9,950	0	0	0	0	63,341
Expenditure Totals:	1,129,676	1,063,210	66,466	0	1,129,676	66,466	0	0	0	0	1,129,676

Fund Balance Required

Sewer Operations Fund-4210	Budget+Prop. Inc./Dec.	Available+Prop. Inc./Dec.
	1,129,676	66,466



City of Modesto
 Project #: 100998
 UPP - Encina Sewer Lift Station



Page Number: 147



City of Modesto: 2026-30 Capital Improvement Program

UTL - Encina Sewer Lift Station Replacement

100998

Capital Un-sponsored

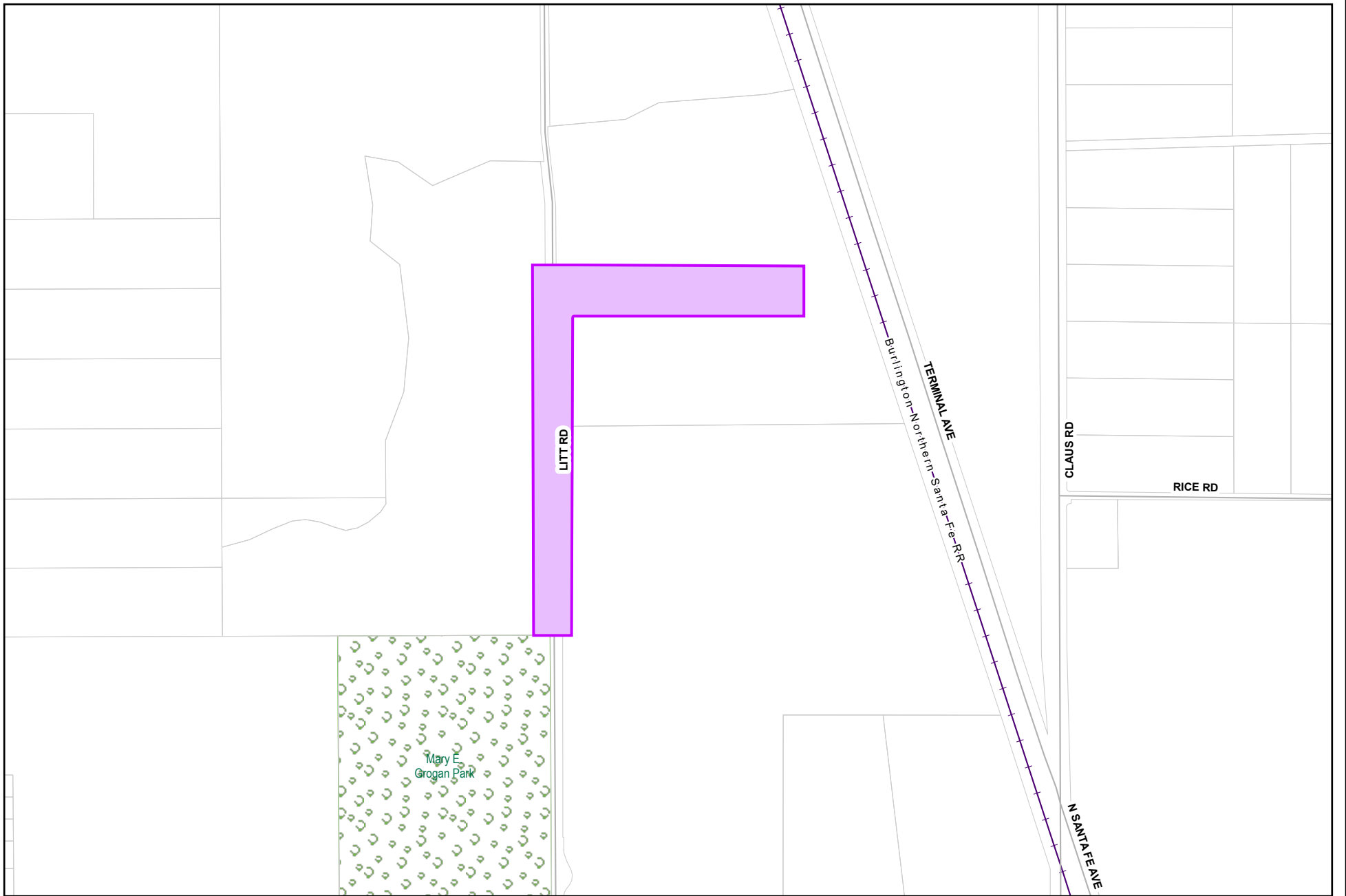
<i>Cost Center:</i> 49999	<i>Category:</i> Wastewater	<i>Start Date:</i> 2019
<i>Hosting Fund:</i> Sewer Operations Fund-4210	<i>Type Class:</i> Wastewater Utility	<i>End Date:</i> 2027
<i>Element Listing:</i> Comm Svcs & Fac	<i>Area:</i> Within City	<i>Status:</i> New
<i>Classification:</i> Improvements	<i>Manager:</i> Ciotau, Cristian C	<i>Const. Code:</i> New or Future

Proj Desc: This project will provide funding for the Encina Sewer Lift Station located near the southwest corner of Encina Avenue and Trask Lane. The existing lift station is located within the roadway making routine maintetance challenging. Lift Station will be relocated out of the street to an adjacent location within public right-of-way. Work for the project will consist of constructing a new submersible lift station with two submersible pumps.

Proj Stat: Construction to begin late Winter 2024

Expenditures	Budget	Actual+Commit	Available	Prop. Inc./Dec. for 25-26	Budget+Prop. Inc./Dec.	Avail.+Prop. Inc./Dec.	26-27	27-28	28-29	29-30	Total Budgeted up to 2030
CA Construction Admin	70,000	0	70,000	0	70,000	70,000	0	0	0	0	70,000
CON Construction	1,032,000	0	1,032,000	0	1,032,000	1,032,000	0	0	0	0	1,032,000
CTGY-CIP Contingency - CIP	119,105	0	119,105	0	119,105	119,105	0	0	0	0	119,105
EDA Eng/Design/Admin	93,506	94,827	-1,321	0	93,506	-1,321	0	0	0	0	93,506
Expenditure Totals:	1,314,611	94,827	1,219,784	0	1,314,611	1,219,784	0	0	0	0	1,314,611

Fund Balance Required	Budget+Prop. Inc./Dec.	Available+Prop. Inc./Dec.
Sewer Operations Fund-4210	1,314,611	1,219,784



City of Modesto

Project #: 101002
UPP - Litt Road Sewer Trunk Extension



City of Modesto: 2026-30 Capital Improvement Program

UTL - Litt Road Sewer Trunk Extension (suspended)

101002

Capital Un-sponsored

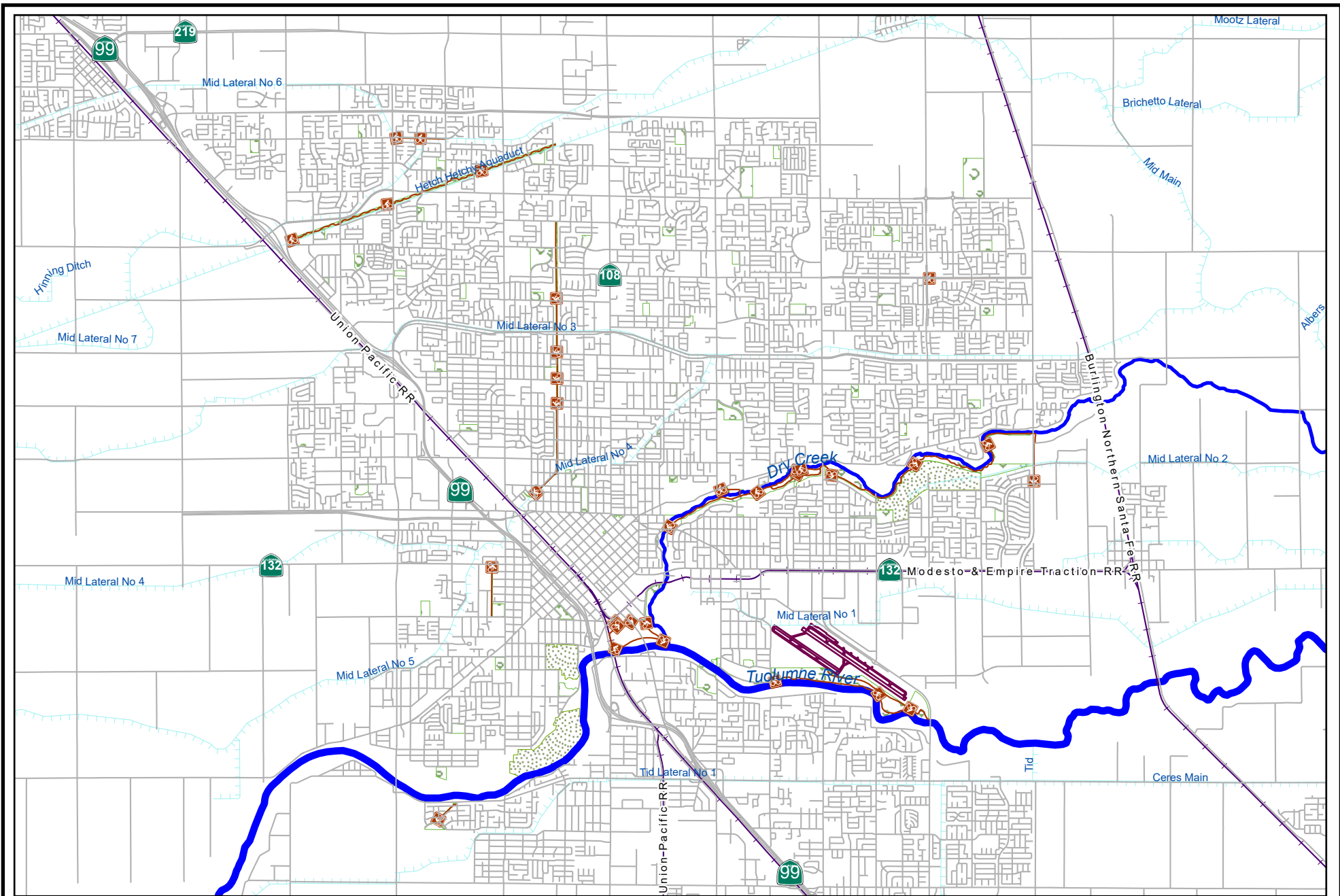
<i>Cost Center:</i> 49999	<i>Category:</i> Wastewater	<i>Start Date:</i>
<i>Hosting Fund:</i> Sewer Operations Fund-4210	<i>Type Class:</i> Wastewater Utility	<i>End Date:</i>
<i>Element Listing:</i> Comm Svcs & Fac	<i>Area:</i> Within City	<i>Status:</i> Closed
<i>Classification:</i> Improvements	<i>Manager:</i> Ciotau, Cristian C	<i>Const. Code:</i> To be Closed

Proj Desc:

Proj Stat:

Expenditures	Budget	Actual+Commit	Available	Prop. Inc./Dec. for 25-26	Budget+Prop. Inc./Dec.	Avail.+Prop. Inc./Dec.	26-27	27-28	28-29	29-30	Total Budgeted up to 2030
CA Construction Admin	72,000	42,791	29,209	0	72,000	29,209	0	0	0	0	72,000
CON Construction	600,000	483,073	116,927	0	600,000	116,927	0	0	0	0	600,000
CTGY-CIP Contingency - CIP	60,000	54,478	5,522	0	60,000	5,522	0	0	0	0	60,000
EDA Eng/Design/Admin	72,000	6,652	65,348	0	72,000	65,348	0	0	0	0	72,000
Expenditure Totals:	804,000	586,994	217,006	0	804,000	217,006	0	0	0	0	804,000

Fund Balance Required	Budget+Prop. Inc./Dec.	Available+Prop. Inc./Dec.
Sewer Operations Fund-4210	804,000	217,006



City of Modesto

Project #: 101090
 UTL - 2018-2019 Lift Station Improv



City of Modesto: 2026-30 Capital Improvement Program

UTL - 2018-2019 Lift Station Improv

101090

Capital Un-sponsored

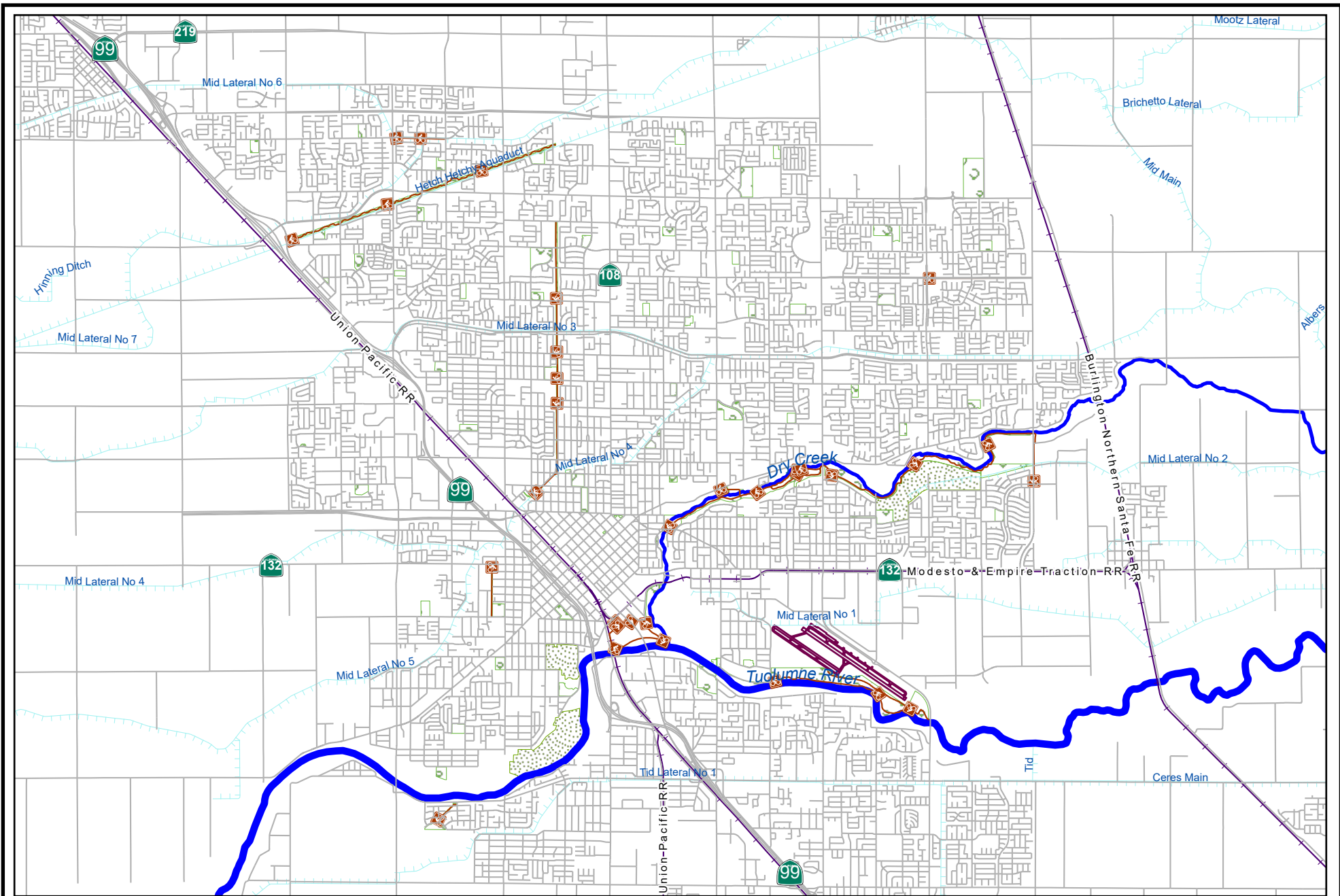
<i>Cost Center:</i> 49999	<i>Category:</i> Wastewater	<i>Start Date:</i> 2020
<i>Hosting Fund:</i> Sewer Operations Fund-4210	<i>Type Class:</i> Wastewater Utility	<i>End Date:</i> 2026
<i>Element Listing:</i> Comm Svcs & Fac	<i>Area:</i> Within City	<i>Status:</i> New
<i>Classification:</i> Improvements	<i>Manager:</i> Ciotau, Cristian C	<i>Const. Code:</i> Not Awarded

Proj Desc: This project will provide improvements to Codoni lift station. Improvements will include installation of new submersible pumps and associated valves and piping, as well as necessary electrical improvements.

Proj Stat: Construction to begin late Summer 2024.

Expenditures	Budget	Actual+Commit	Available	Prop. Inc./Dec. for 25-26	Budget+Prop. Inc./Dec.	Avail.+Prop. Inc./Dec.	26-27	27-28	28-29	29-30	Total Budgeted up to 2030
CA Construction Admin	88,595	486	88,109	0	88,595	88,109	0	0	0	0	88,595
CON Construction	835,952	0	835,952	0	835,952	835,952	0	0	0	0	835,952
CTGY-CIP Contingency - CIP	88,595	0	88,595	0	88,595	88,595	0	0	0	0	88,595
EDA Eng/Design/Admin	182,893	162,983	19,910	0	182,893	19,910	0	0	0	0	182,893
Expenditure Totals:	1,196,035	163,469	1,032,566	0	1,196,035	1,032,566	0	0	0	0	1,196,035

Fund Balance Required	Budget+Prop. Inc./Dec.	Available+Prop. Inc./Dec.
Sewer Operations Fund-4210	1,196,035	1,032,566



City of Modesto

Project #: 101091
 UTL - 2018-2019 Sewer Replacement



Page Number: 202



City of Modesto: 2026-30 Capital Improvement Program

UTL - 2018-2019 Sewer Replacement (suspended)

101091

Capital Un-sponsored

<i>Cost Center:</i> 49999	<i>Category:</i> Wastewater	<i>Start Date:</i>
<i>Hosting Fund:</i> Sewer Operations Fund-4210	<i>Type Class:</i> Wastewater Utility	<i>End Date:</i>
<i>Element Listing:</i> Comm Svcs & Fac	<i>Area:</i> Within City	<i>Status:</i> New
<i>Classification:</i> Improvements	<i>Manager:</i> Ciotau, Cristian C	<i>Const. Code:</i> To be Closed

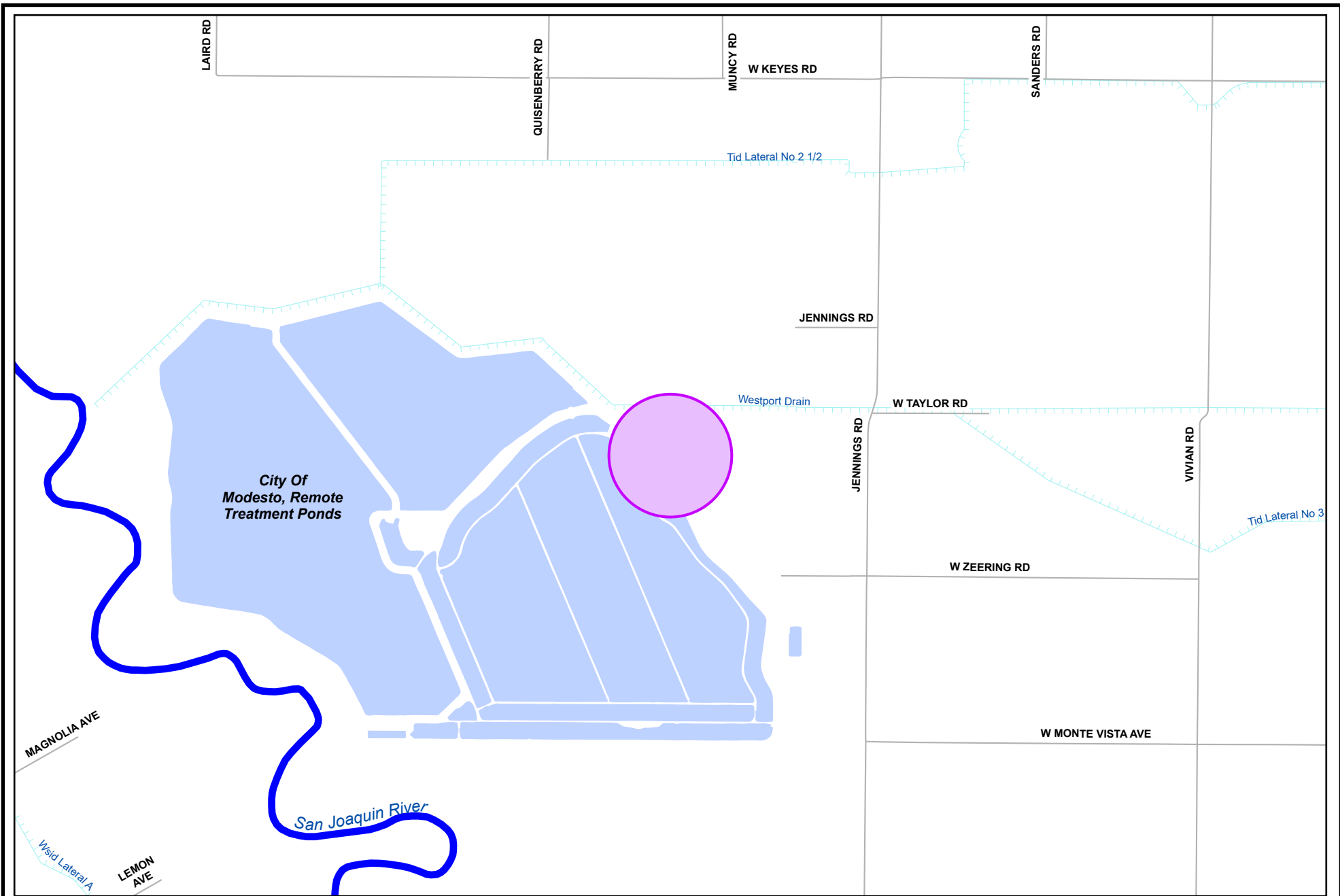
Proj Desc:

Proj Stat:

Expenditures	Budget	Actual+Commit	Available	Prop. Inc./Dec. for 25-26	Budget+Prop. Inc./Dec.	Avail.+Prop. Inc./Dec.	26-27	27-28	28-29	29-30	Total Budgeted up to 2030
CA Construction Admin	86,382	66,260	20,122	0	86,382	20,122	0	0	0	0	86,382
CON Construction	863,822	370,189	493,633	0	863,822	493,633	0	0	0	0	863,822
CTGY-CIP Contingency - CIP	86,382	0	86,382	0	86,382	86,382	0	0	0	0	86,382
EDA Eng/Design/Admin	129,574	50,846	78,728	0	129,574	78,728	0	0	0	0	129,574
Expenditure Totals:	1,166,160	487,294	678,866	0	1,166,160	678,866	0	0	0	0	1,166,160

Fund Balance Required

Sewer Operations Fund-4210	Budget+Prop. Inc./Dec.	Available+Prop. Inc./Dec.
	1,166,160	678,866



City of Modesto

Project #: 101092
 UTL - Caustic Soda Handling Facility



City of Modesto: 2026-30 Capital Improvement Program

UTL - Jennings Corrosion Control Measures

101092

Capital Un-sponsored

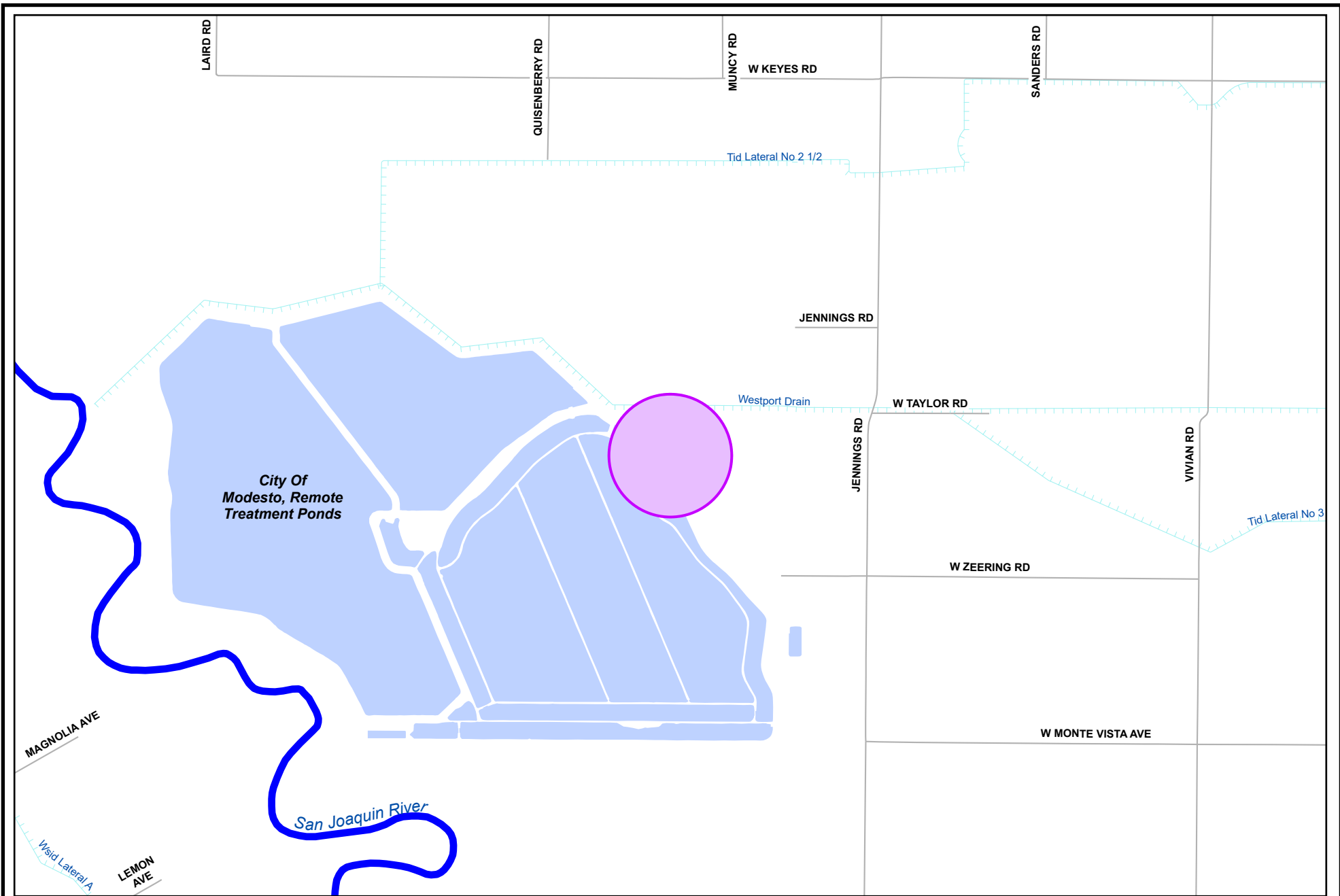
<i>Cost Center:</i> 49999	<i>Category:</i> Wastewater	<i>Start Date:</i> 2019
<i>Hosting Fund:</i> Sewer Operations Fund-4210	<i>Type Class:</i> Wastewater Utility	<i>End Date:</i> 2026
<i>Element Listing:</i> Comm Svcs & Fac	<i>Area:</i> Within City	<i>Status:</i> New
<i>Classification:</i> Improvements	<i>Manager:</i> Ciotau, Cristian C	<i>Const. Code:</i> Under Construction

Proj Desc: This project will provide funding for a storage and handling facility for the caustic soda materials for Tertiary Treatment at the Jennings Plant. New facility would include building, tanks, piping, secondary containment, and all appurtenances.

Proj Stat: Construction to begin Spring 2024

Expenditures	Budget	Actual+Commit	Available	Prop. Inc./Dec. for 25-26	Budget+Prop. Inc./Dec.	Avail.+Prop. Inc./Dec.	26-27	27-28	28-29	29-30	Total Budgeted up to 2030
CA Construction Admin	400,868	89,595	311,273	0	400,868	311,273	0	0	0	0	400,868
CON Construction	3,870,047	3,870,047	0	0	3,870,047	0	0	0	0	0	3,870,047
CTGY-CIP Contingency - CIP	580,507	52,536	527,971	0	580,507	527,971	0	0	0	0	580,507
EDA Eng/Design/Admin	997,338	747,175	250,163	0	997,338	250,163	0	0	0	0	997,338
Expenditure Totals:	5,848,760	4,759,353	1,089,407	0	5,848,760	1,089,407	0	0	0	0	5,848,760

Fund Balance Required	Budget+Prop. Inc./Dec.	Available+Prop. Inc./Dec.
Sewer Operations Fund-4210	5,848,760	1,089,407



City of Modesto

Project #: 101093
 UTL - Jennings Well Treatment



City of Modesto: 2026-30 Capital Improvement Program

UTL - Jennings Well Treatment Improvements

101093

Capital Un-sponsored

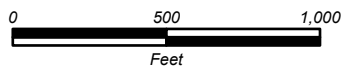
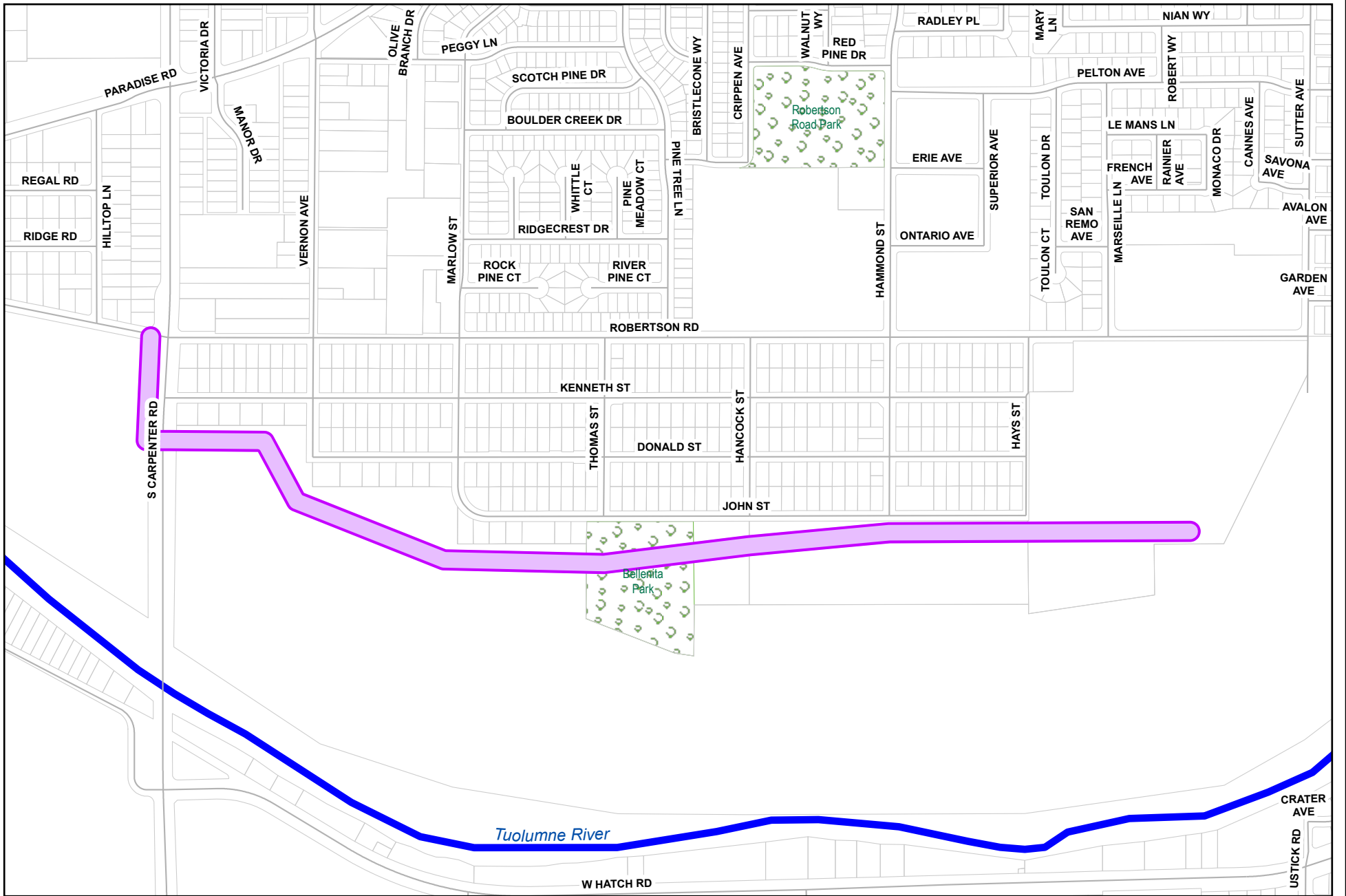
<i>Cost Center:</i> 49999	<i>Category:</i> Wastewater	<i>Start Date:</i> 2019
<i>Hosting Fund:</i> Sewer Operations Fund-4210	<i>Type Class:</i> Wastewater Utility	<i>End Date:</i> 2025
<i>Element Listing:</i> Comm Svcs & Fac	<i>Area:</i> Within City	<i>Status:</i> New
<i>Classification:</i> Improvements	<i>Manager:</i> Ciotau, Cristian C	<i>Const. Code:</i> Under Construction

Proj Desc: This project will provide funding to install treatment improvements for the Jennings Potable Well. Currently the well exceeds manganese levels which requires treatment in order to reduce levels to meet State regulations. Improvements to include treatment system and all necessary equipment and appurtenances.

Proj Stat: Construction is anticipated in FY 24/25.

Expenditures	Budget	Actual+Commit	Available	Prop. Inc./Dec. for 25-26	Budget+Prop. Inc./Dec.	Avail.+Prop. Inc./Dec.	26-27	27-28	28-29	29-30	Total Budgeted up to 2030
CA Construction Admin	301,129	39,026	262,103	0	301,129	262,103	0	0	0	0	301,129
CCF City Construct Force	5,862	5,861	1	0	5,862	1	0	0	0	0	5,862
CON Construction	1,135,700	1,135,700	0	0	1,135,700	0	0	0	0	0	1,135,700
CTGY-CIP Contingency - CIP	170,355	0	170,355	0	170,355	170,355	0	0	0	0	170,355
EDA Eng/Design/Admin	513,129	390,604	122,525	0	513,129	122,525	0	0	0	0	513,129
Expenditure Totals:	2,126,175	1,571,192	554,983	0	2,126,175	554,983	0	0	0	0	2,126,175

Fund Balance Required	Budget+Prop. Inc./Dec.	Available+Prop. Inc./Dec.
Sewer Operations Fund-4210	2,126,175	554,983



City of Modesto

Project #: 101094
 UTL - West Trunk Rehabilitation



Page Number: 205



City of Modesto: 2026-30 Capital Improvement Program

UTL - West Trunk Rehabilitation

101094

Capital Un-sponsored

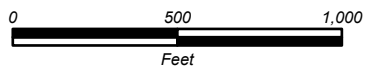
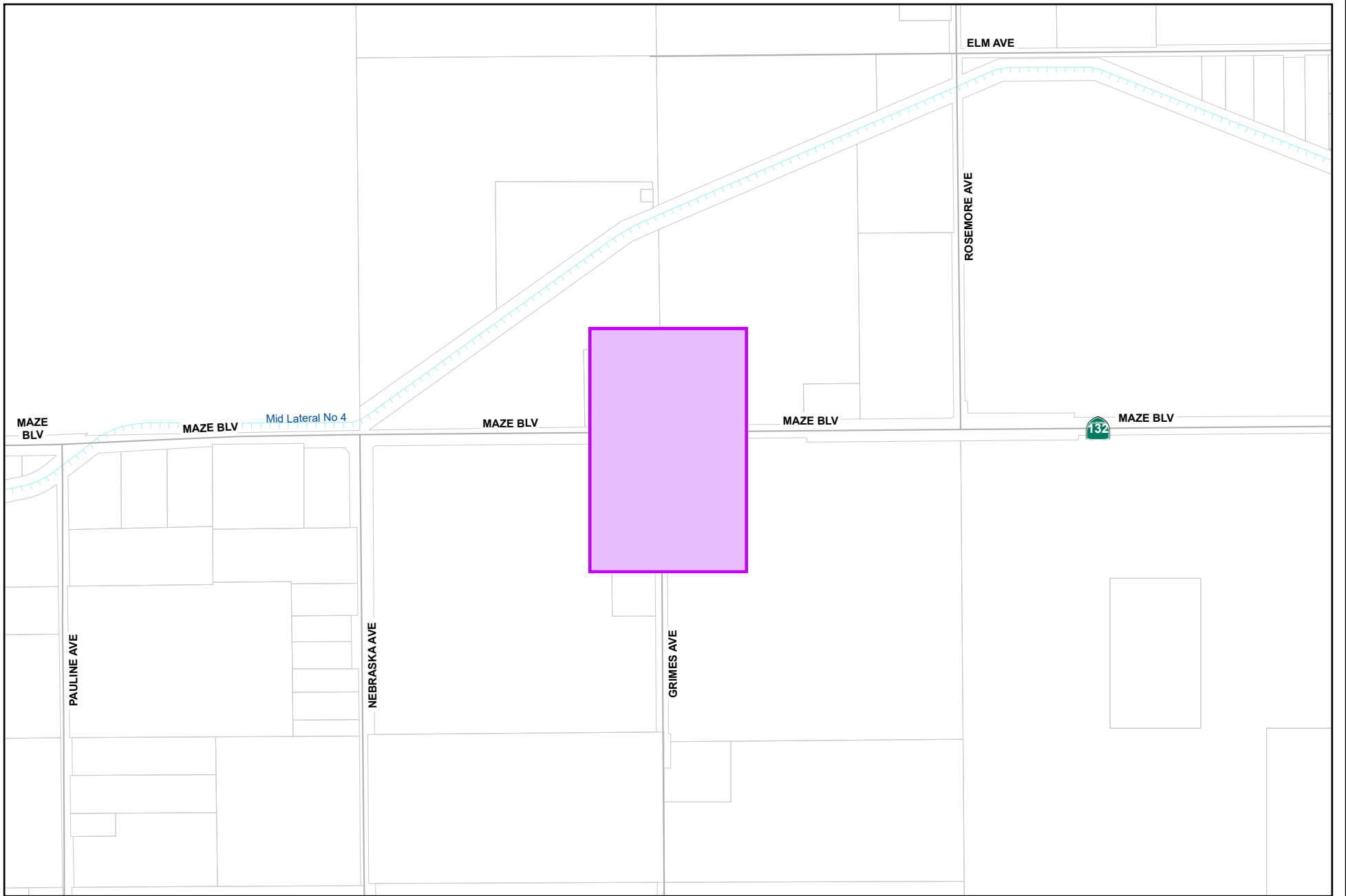
<i>Cost Center:</i> 49999	<i>Category:</i> Wastewater	<i>Start Date:</i> 2020
<i>Hosting Fund:</i> Sewer Operations Fund-4210	<i>Type Class:</i> Wastewater Utility	<i>End Date:</i> 2025
<i>Element Listing:</i> Comm Svcs & Fac	<i>Area:</i> Within City	<i>Status:</i> New
<i>Classification:</i> Improvements	<i>Manager:</i> Ciotau, Cristian C	<i>Const. Code:</i> Under Construction

Proj Desc: This project will provide funding to rehabilitate the existing West Trunk from the Sutter Plant to Kansas Avenue, using pipe relining methods to protect sewer trunk line from corrosion.

Proj Stat: Construction anticipated to begin in Spring 2024.

Expenditures	Budget	Actual+Commit	Available	Prop. Inc./Dec. for 25-26	Budget+Prop. Inc./Dec.	Avail.+Prop. Inc./Dec.	26-27	27-28	28-29	29-30	Total Budgeted up to 2030
CA Construction Admin	874,354	195,066	679,288	0	874,354	679,288	0	0	0	0	874,354
CON Construction	17,871,543	17,871,543	0	0	17,871,543	0	0	0	0	0	17,871,543
CTGY-CIP Contingency - CIP	2,144,586	120,417	2,024,169	0	2,144,586	2,024,169	0	0	0	0	2,144,586
EDA Eng/Design/Admin	1,694,354	1,282,317	412,037	0	1,694,354	412,037	0	0	0	0	1,694,354
Expenditure Totals:	22,584,837	19,469,343	3,115,494	0	22,584,837	3,115,494	0	0	0	0	22,584,837

Fund Balance Required	Budget+Prop. Inc./Dec.	Available+Prop. Inc./Dec.
Sewer Operations Fund-4210	22,584,837	3,115,494



City of Modesto
Project #: 101102
UTL - West Trunk Crossing HWY 132



Page Number: 210



City of Modesto: 2026-30 Capital Improvement Program

UTL - West Trunk Crossing HWY 132

101102
Capital Un-sponsored

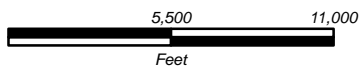
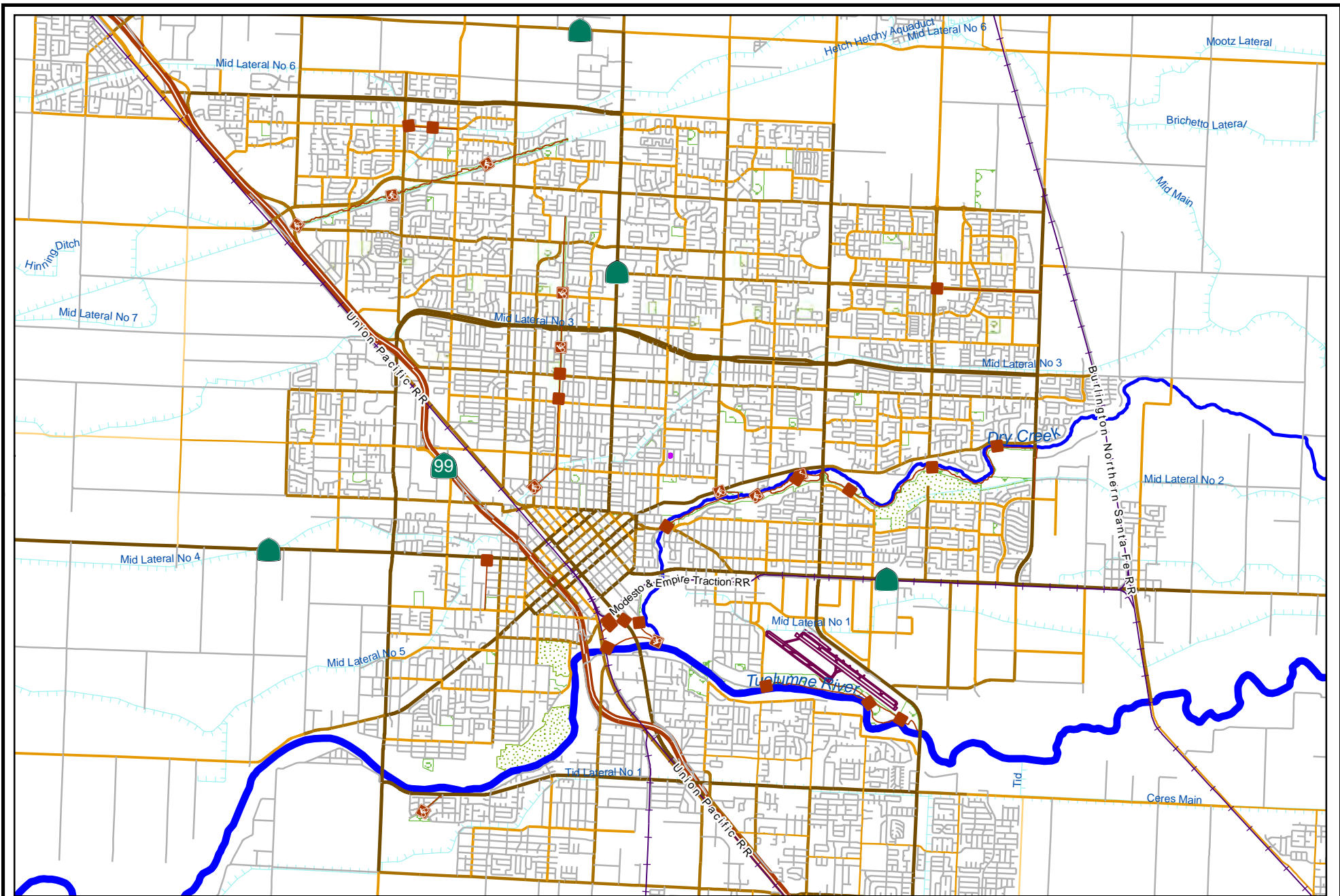
<i>Cost Center:</i> 49999	<i>Category:</i> Wastewater	<i>Start Date:</i>
<i>Hosting Fund:</i> Sewer Operations Fund-4210	<i>Type Class:</i> Wastewater Utility	<i>End Date:</i>
<i>Element Listing:</i> Comm Svcs & Fac	<i>Area:</i> Within City	<i>Status:</i> New
<i>Classification:</i> Improvements	<i>Manager:</i> Ciotau, Cristian C	<i>Const. Code:</i> To be Closed

Proj Desc: Project will replace the west trunk at the proposed HWY 132 crossing.

Proj Stat: Under Warranty

Expenditures	Budget	Actual+Commit	Available	Prop. Inc./Dec. for 25-26	Budget+Prop. Inc./Dec.	Avail.+Prop. Inc./Dec.	26-27	27-28	28-29	29-30	Total Budgeted up to 2030
CA Construction Admin	136,000	0	136,000	0	136,000	136,000	0	0	0	0	136,000
CON Construction	1,700,000	1,344,092	355,908	0	1,700,000	355,908	0	0	0	0	1,700,000
CTGY-CIP Contingency - CIP	136,000	0	136,000	0	136,000	136,000	0	0	0	0	136,000
EDA Eng/Design/Admin	155,000	154,814	186	0	155,000	186	0	0	0	0	155,000
Expenditure Totals:	2,127,000	1,498,906	628,094	0	2,127,000	628,094	0	0	0	0	2,127,000

Fund Balance Required	Budget+Prop. Inc./Dec.	Available+Prop. Inc./Dec.
Sewer Operations Fund-4210	2,127,000	628,094



City of Modesto

Project #: 101103

UTL - River Trunk Section Repair



City of Modesto: 2026-30 Capital Improvement Program

UTL - River Trunk Section Repair

101103

Capital Un-sponsored

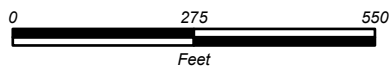
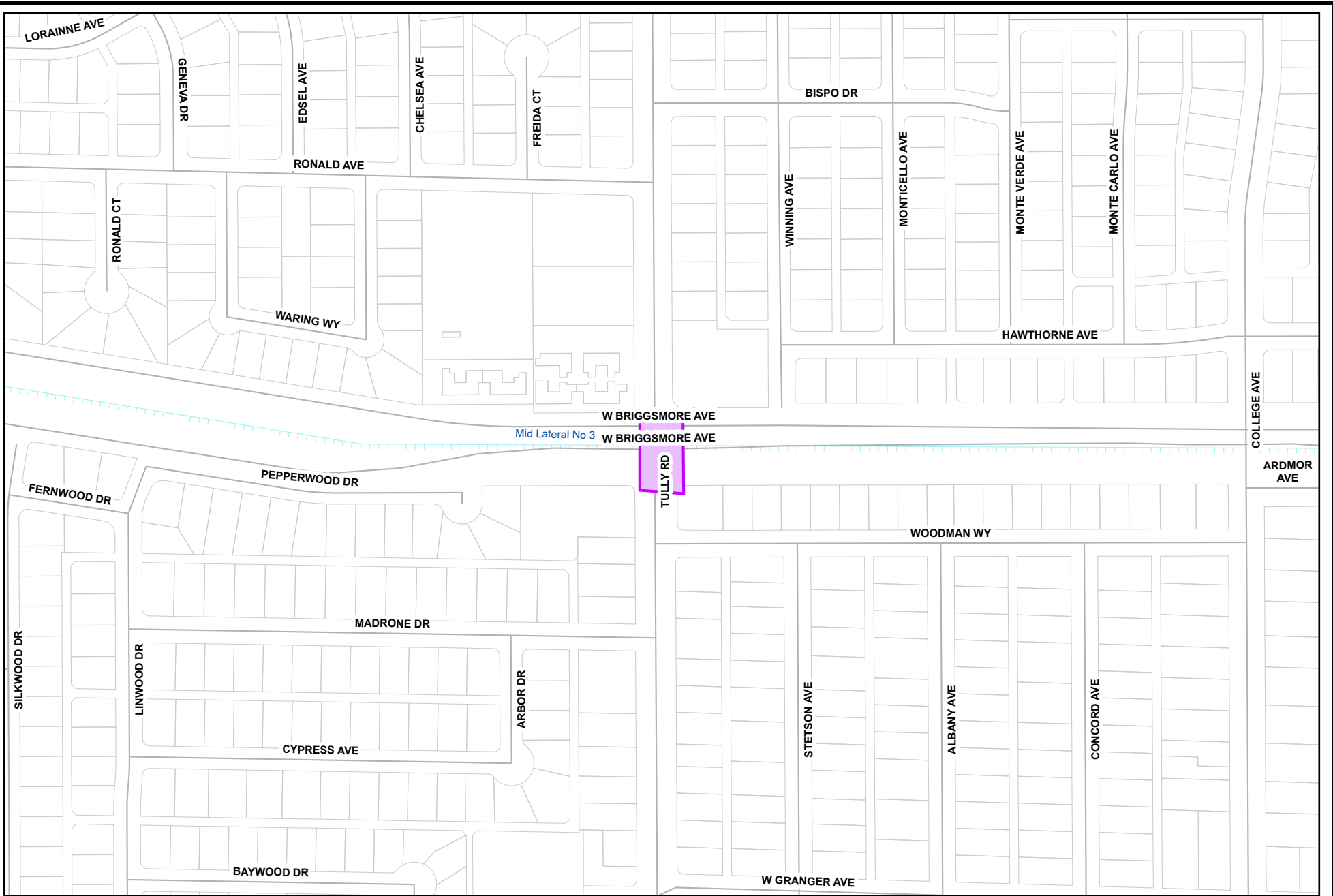
<i>Cost Center:</i> 49999	<i>Category:</i> Wastewater	<i>Start Date:</i>
<i>Hosting Fund:</i> Sewer Operations Fund-4210	<i>Type Class:</i> Wastewater Utility	<i>End Date:</i>
<i>Element Listing:</i> Comm Svcs & Fac	<i>Area:</i> Within City	<i>Status:</i> New
<i>Classification:</i> Improvements	<i>Manager:</i> Ciotau, Cristian C	<i>Const. Code:</i> To be Closed

Proj Desc: Replace approximately 5,200 ft of damaged and temporary fixed river trunk and soil remediation.

Proj Stat: Design to begin Summer 2023. Construction anticipated Summer 2024.

Expenditures	Budget	Actual+Commit	Available	Prop. Inc./Dec. for 25-26	Budget+Prop. Inc./Dec.	Avail.+Prop. Inc./Dec.	26-27	27-28	28-29	29-30	Total Budgeted up to 2030
CA Construction Admin	100,000	0	100,000	0	100,000	100,000	0	0	0	0	100,000
CON Construction	1,000,000	0	1,000,000	0	1,000,000	1,000,000	0	0	0	0	1,000,000
CTGY-CIP Contingency - CIP	100,000	0	100,000	0	100,000	100,000	0	0	0	0	100,000
EDA Eng/Design/Admin	100,000	0	100,000	0	100,000	100,000	0	0	0	0	100,000
Expenditure Totals:	1,300,000	0	1,300,000	0	1,300,000	1,300,000	0	0	0	0	1,300,000

Fund Balance Required	Budget+Prop. Inc./Dec.	Available+Prop. Inc./Dec.
Sewer Operations Fund-4210	1,300,000	1,300,000



City of Modesto

Project #: 101201
 UTL - Sewer Line Replacment - Tully and



City of Modesto: 2026-30 Capital Improvement Program

UTL - Sewer Line Replacment - Tully and Briggsmore

101201

Capital Un-sponsored

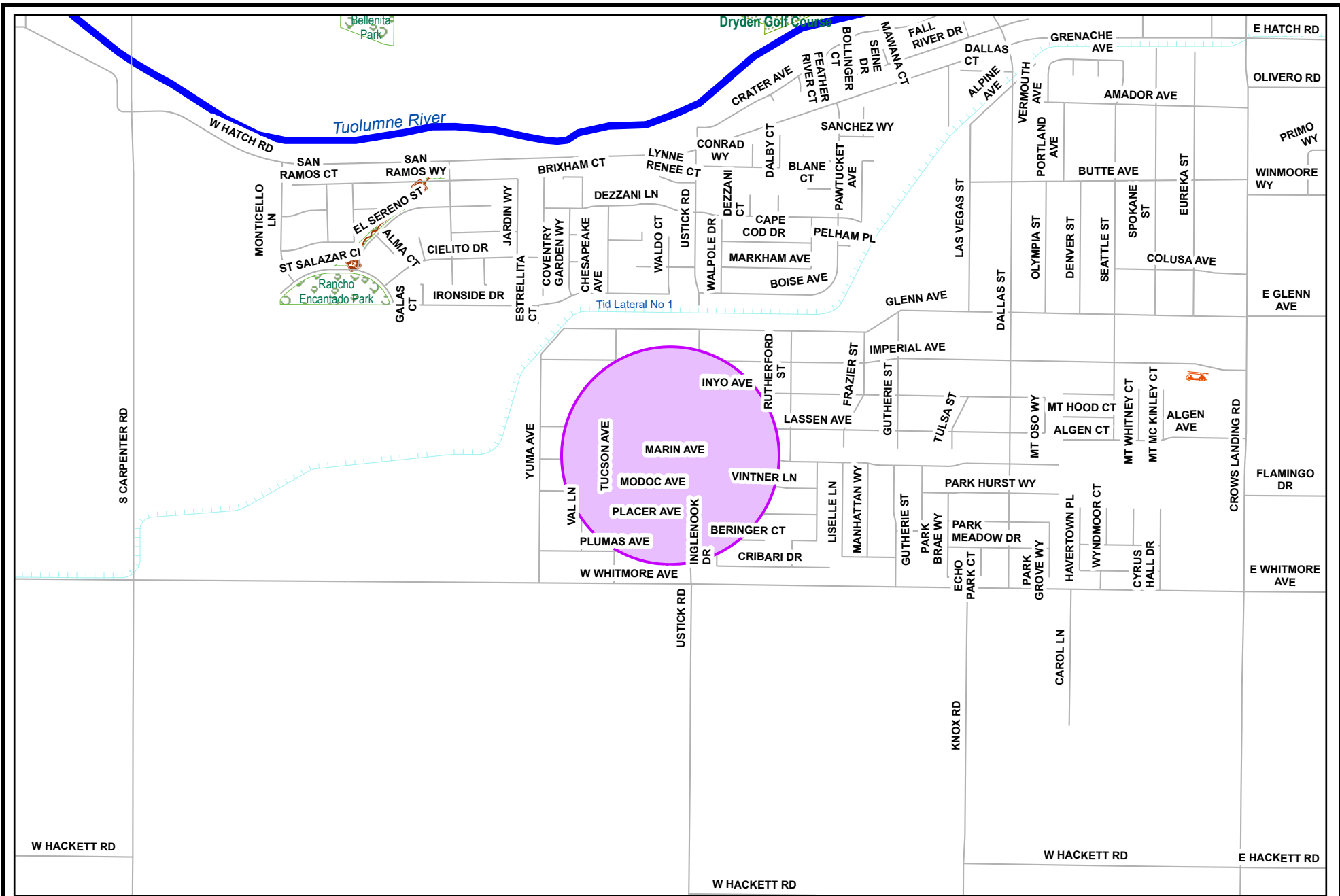
<i>Cost Center:</i> 49999	<i>Category:</i> Wastewater	<i>Start Date:</i>
<i>Hosting Fund:</i> Sewer Operations Fund-4210	<i>Type Class:</i> Wastewater Utility	<i>End Date:</i>
<i>Element Listing:</i> Comm Svcs & Fac	<i>Area:</i> System Wide	<i>Status:</i> New
<i>Classification:</i> Maintenance	<i>Manager:</i> Ciotau, Cristian C	<i>Const. Code:</i> To be Closed

Proj Desc: This CIP will replace a segment of the existing sewer line (approximately 110 LF) located in Tully and Briggsmore. The existing rubberized 30" diameter steel pipe is running at 90% capacity and the rubberized liner is deteriorating and falling off. The existing line will be replaced with a new sewer line in accordance with City standard specifications.

Proj Stat: The project is currently in design.

Expenditures	Budget	Actual+Commit	Available	Prop. Inc./Dec. for 25-26	Budget+Prop. Inc./Dec.	Avail.+Prop. Inc./Dec.	26-27	27-28	28-29	29-30	Total Budgeted up to 2030
CA Construction Admin	35,000	0	35,000	0	35,000	35,000	0	0	0	0	35,000
CON Construction	300,000	0	300,000	0	300,000	300,000	0	0	0	0	300,000
CTGY-CIP Contingency - CIP	40,000	0	40,000	0	40,000	40,000	0	0	0	0	40,000
EDA Eng/Design/Admin	45,000	35,375	9,626	0	45,000	9,626	0	0	0	0	45,000
Expenditure Totals:	420,000	35,375	384,626	0	420,000	384,626	0	0	0	0	420,000

Fund Balance Required	Budget+Prop. Inc./Dec.	Available+Prop. Inc./Dec.
Sewer Operations Fund-4210	420,000	384,626



City of Modesto

Project #: 101202
 UTL - ATS Replacement - Sutter WWTP



City of Modesto: 2026-30 Capital Improvement Program

UTL - ATS Replacement - Sutter WWTP - Suspended

101202

Capital Un-sponsored

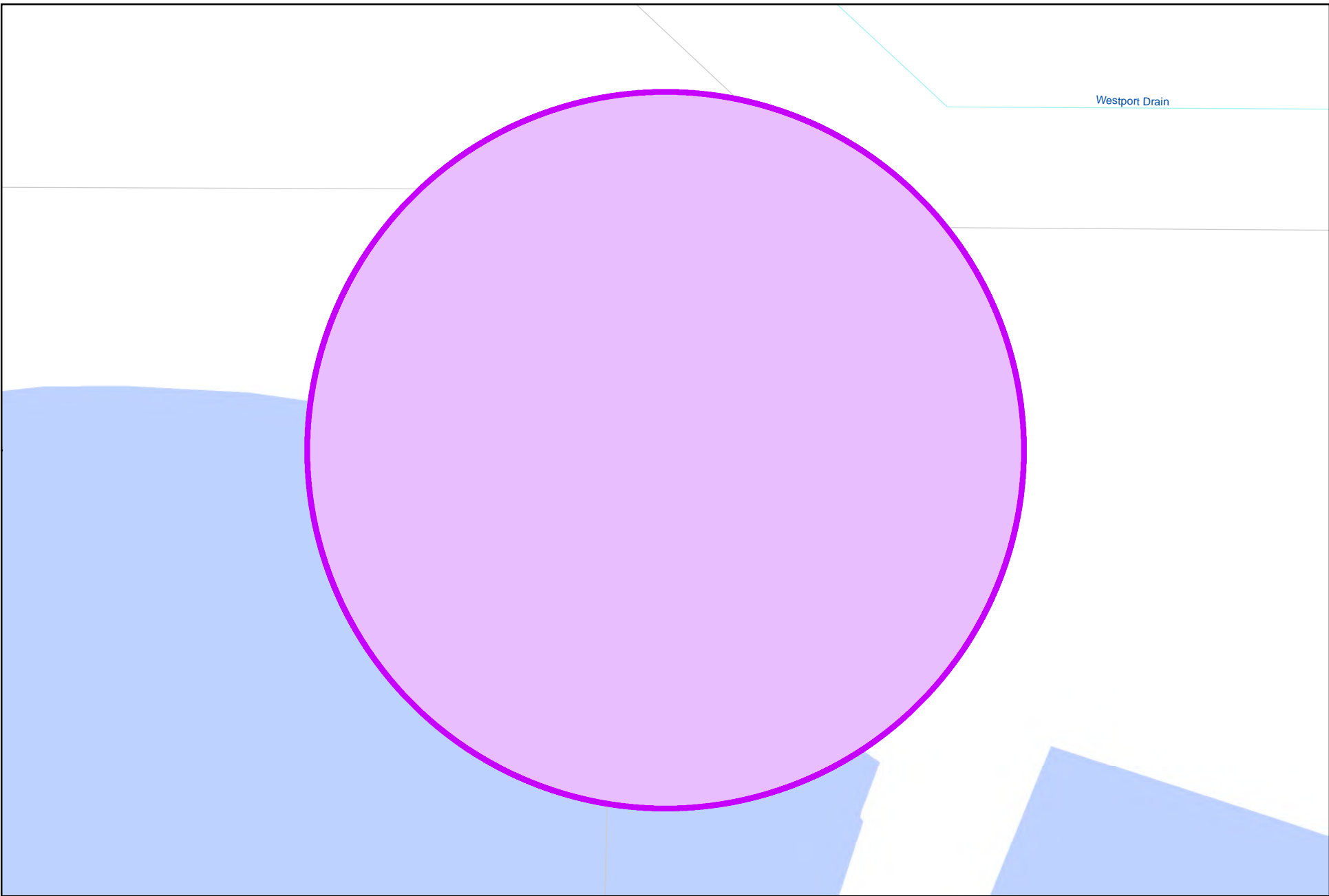
<i>Cost Center:</i> 49999	<i>Category:</i> Wastewater	<i>Start Date:</i>
<i>Hosting Fund:</i> Sewer Operations Fund-4210	<i>Type Class:</i> Wastewater Utility	<i>End Date:</i>
<i>Element Listing:</i> Comm Svcs & Fac	<i>Area:</i> System Wide	<i>Status:</i> New
<i>Classification:</i> Replacement	<i>Manager:</i> Ciotau, Cristian C	<i>Const. Code:</i> To be Closed

Proj Desc: The existing Automatic Transfer Switches (ATS) that are currently in use at the City Sutter Wastewater Treatment Plant (WWTP) are old and obsolete and are no longer supported for parts and maintenance by the manufacturer. Due to these reasons, as well as the ATS's importance in a critical and safe operation at the WWTP, this project will replace the five existing ATSS with new up to date ATSS.

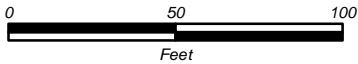
Proj Stat: Construction to be completed by the end of FY 22-23.

Expenditures	Budget	Actual+Commit	Available	Prop. Inc./Dec. for 25-26	Budget+Prop. Inc./Dec.	Avail.+Prop. Inc./Dec.	26-27	27-28	28-29	29-30	Total Budgeted up to 2030
CA Construction Admin	72,779	43,289	29,490	0	72,779	29,490	0	0	0	0	72,779
CC Consultant Charges	0	0	0	0	0	0	0	0	0	0	0
CON Construction	606,491	606,491	0	0	606,491	0	0	0	0	0	606,491
CTGY-CIP Contingency - CIP	72,779	70,733	2,046	0	72,779	2,046	0	0	0	0	72,779
EDA Eng/Design/Admin	67,371	38,974	28,397	0	67,371	28,397	0	0	0	0	67,371
Expenditure Totals:	819,420	759,487	59,933	0	819,420	59,933	0	0	0	0	819,420

Fund Balance Required	Budget+Prop. Inc./Dec.	Available+Prop. Inc./Dec.
Sewer Operations Fund-4210	819,420	59,933



Westport Drain



City of Modesto

Project #: 100224

UTL - Jennings Road Improvement



City of Modesto: 2026-30 Capital Improvement Program

UTL - Jennings Road Improvement

101224
Capital Un-sponsored

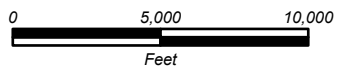
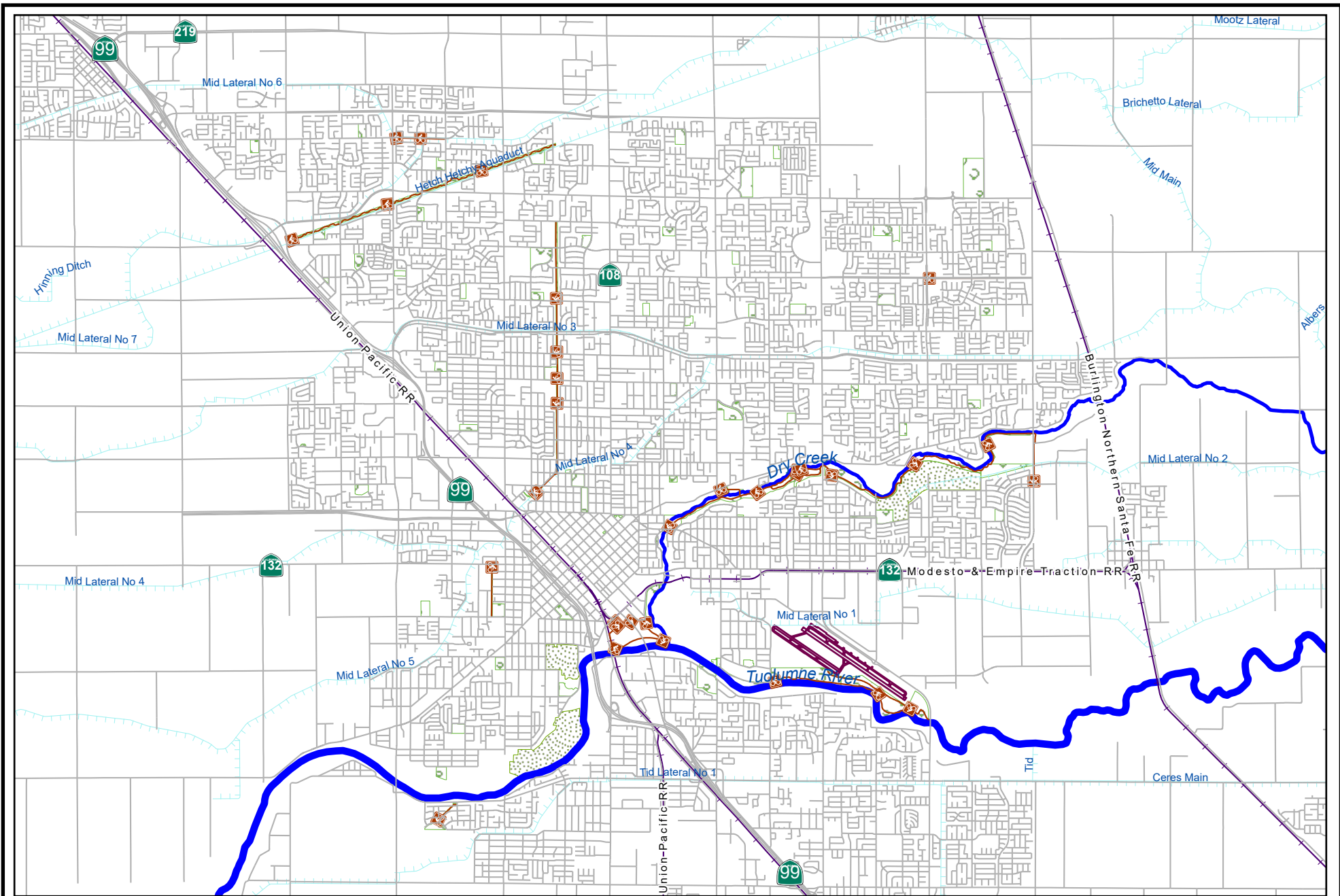
<i>Cost Center:</i> 49999	<i>Category:</i> Wastewater	<i>Start Date:</i>
<i>Hosting Fund:</i> Sewer Operations Fund-4210	<i>Type Class:</i> Miscellaneous	<i>End Date:</i>
<i>Element Listing:</i> Comm Svcs & Fac	<i>Area:</i> Within City	<i>Status:</i> Active
<i>Classification:</i> Improvements	<i>Manager:</i> Ciotau, Cristian C	<i>Const. Code:</i> To be Closed

Proj Desc: This project will provide a new entrance and exit at the Jennings WWTP. It will also repair Jennings Rd from West Taylor Rd to West Monte Vista Ave.

Proj Stat: Project started Winter 2020 and is scheduled to be completed Spring 2022.

Expenditures	Budget	Actual+Commit	Available	Prop. Inc./Dec. for 25-26	Budget+Prop. Inc./Dec.	Avail.+Prop. Inc./Dec.	26-27	27-28	28-29	29-30	Total Budgeted up to 2030
CA Construction Admin	12,000	0	12,000	0	12,000	12,000	0	0	0	0	12,000
CON Construction	345,450	345,450	0	0	345,450	0	0	0	0	0	345,450
Expenditure Totals:	357,450	345,450	12,000	0	357,450	12,000	0	0	0	0	357,450

Fund Balance Required	Budget+Prop. Inc./Dec.	Available+Prop. Inc./Dec.
Sewer Operations Fund-4210	357,450	12,000



City of Modesto

Project #: 101259
UTL-High Voltage Improvements Sutter



Page Number: 273



City of Modesto: 2026-30 Capital Improvement Program

UTL - High Voltage Improvements Sutter - Suspended

101259

Capital Un-sponsored

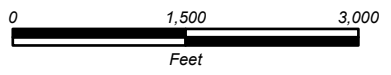
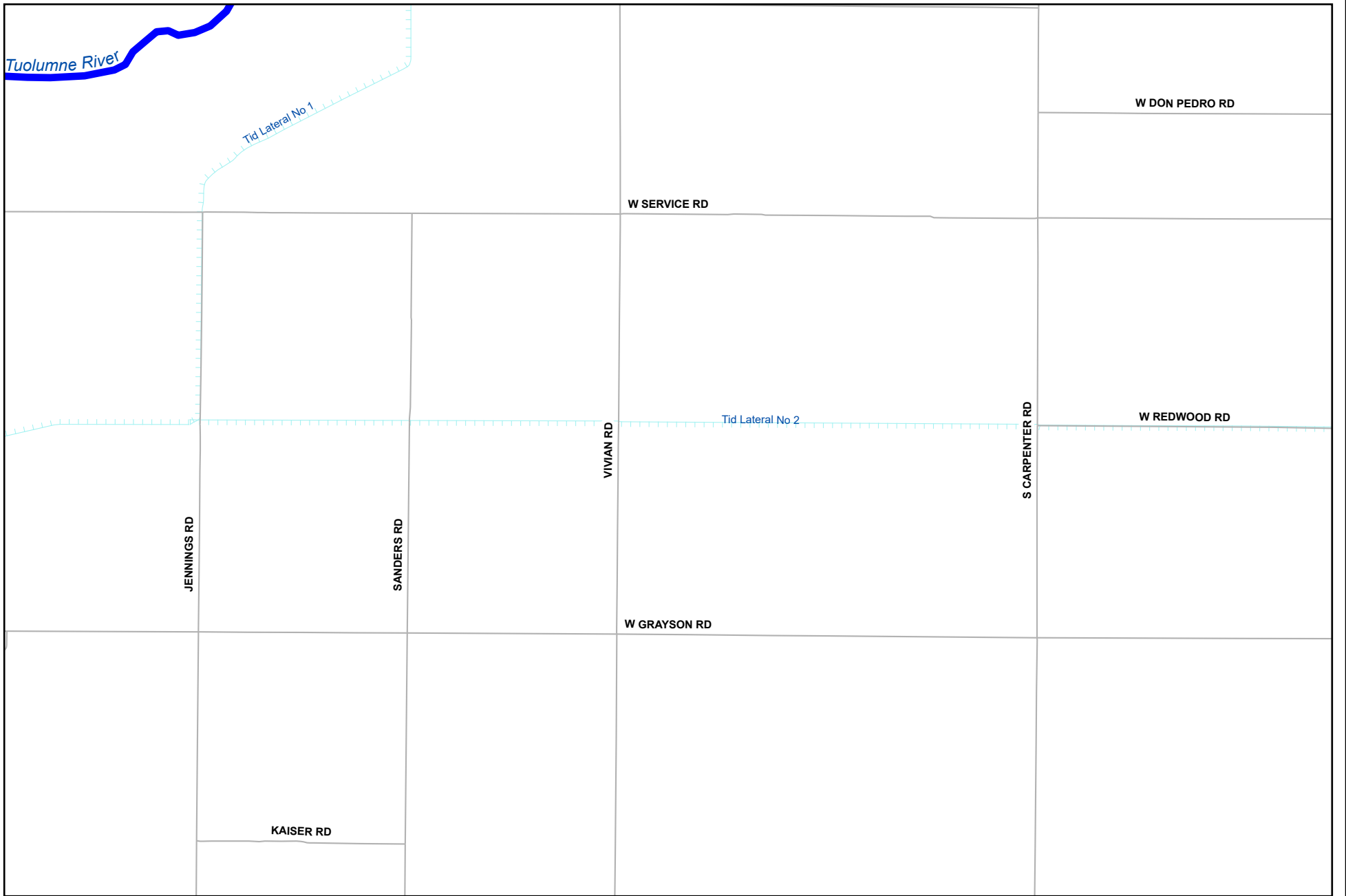
<i>Cost Center:</i> 49999	<i>Category:</i> Wastewater	<i>Start Date:</i>
<i>Hosting Fund:</i> Sewer Operations Fund-4210	<i>Type Class:</i> Wastewater Utility	<i>End Date:</i>
<i>Element Listing:</i> Comm Svcs & Fac	<i>Area:</i> Within City	<i>Status:</i> New
<i>Classification:</i> Improvements	<i>Manager:</i> Ciotau, Cristian C	<i>Const. Code:</i> To be Closed

Proj Desc: The City, by MID request will upgrade all high voltage switch gear and replace the existing fuses with breakers.

Proj Stat: Under Construction, to be Completed in FY 2022/23.

Expenditures	Budget	Actual+Commit	Available	Prop. Inc./Dec. for 25-26	Budget+Prop. Inc./Dec.	Avail.+Prop. Inc./Dec.	26-27	27-28	28-29	29-30	Total Budgeted up to 2030
CA Construction Admin	36,300	49,777	-13,477	0	36,300	-13,477	0	0	0	0	36,300
CON Construction	302,500	302,500	0	0	302,500	0	0	0	0	0	302,500
CTGY-CIP Contingency - CIP	45,375	11,372	34,003	0	45,375	34,003	0	0	0	0	45,375
EDA Eng/Design/Admin	70,250	49,138	21,112	0	70,250	21,112	0	0	0	0	70,250
Expenditure Totals:	454,425	412,787	41,638	0	454,425	41,638	0	0	0	0	454,425

Fund Balance Required	Budget+Prop. Inc./Dec.	Available+Prop. Inc./Dec.
Sewer Operations Fund-4210	454,425	41,638



City of Modesto

Project #: 101262
 UTL - Command Ctr & Restroom Jennings



City of Modesto: 2026-30 Capital Improvement Program

UTL - Command Ctr & Restroom Jennings WWTP (Suspended)

101262

Capital Un-sponsored

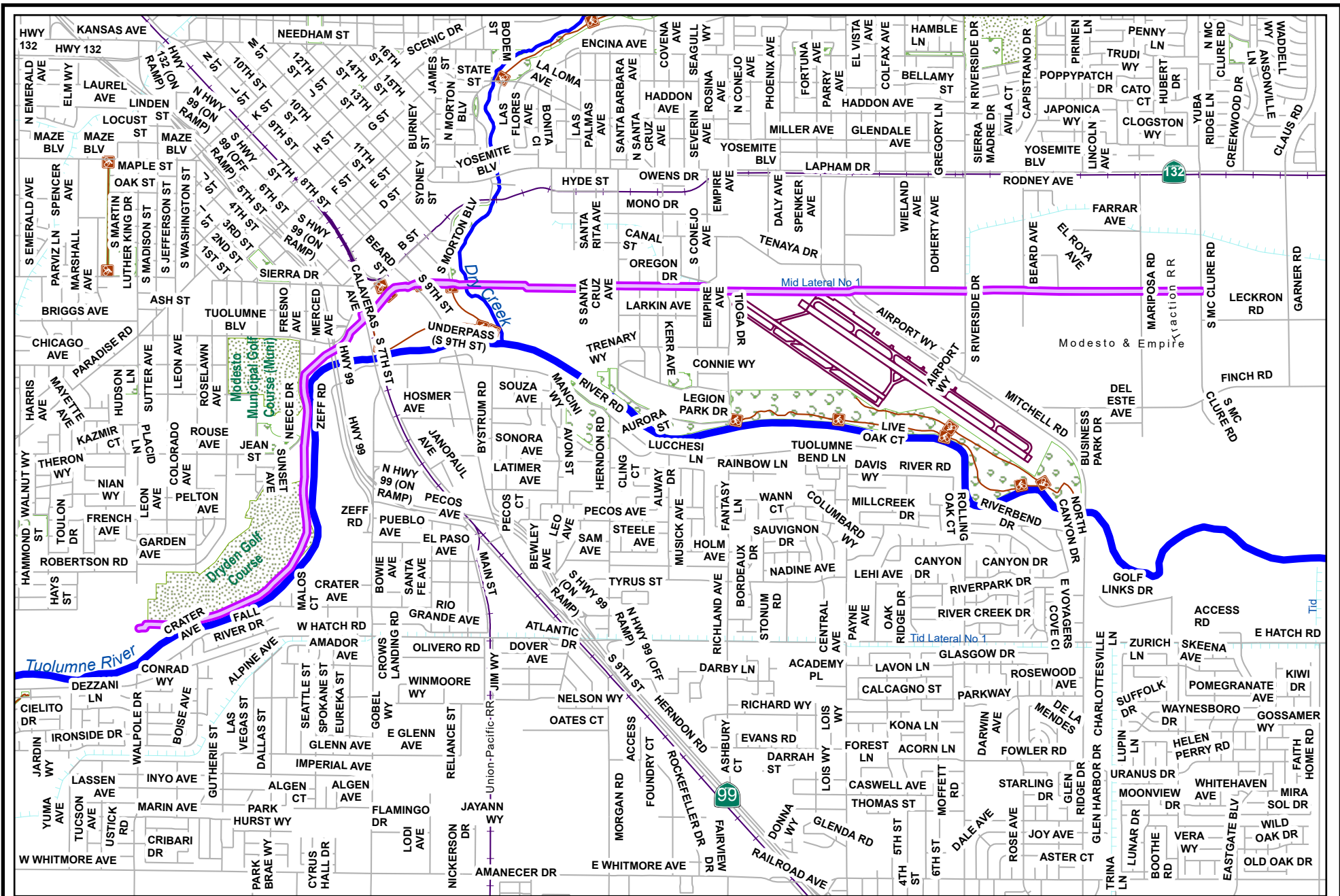
<i>Cost Center:</i> 49999	<i>Category:</i> Wastewater	<i>Start Date:</i>
<i>Hosting Fund:</i> Sewer Operations Fund-4210	<i>Type Class:</i> Wastewater Utility	<i>End Date:</i>
<i>Element Listing:</i> Comm Svcs & Fac	<i>Area:</i> Within City	<i>Status:</i> New
<i>Classification:</i> Improvements	<i>Manager:</i> Ciotau, Cristian C	<i>Const. Code:</i> To be Closed

Proj Desc: The project will fund a permanent Command Center with a restroom to replace the construction trailer that is currently being used by Operations.

Proj Stat: Project Under Construction, to be Completed in FY 2023/24.

Expenditures	Budget	Actual+Commit	Available	Prop. Inc./Dec. for 25-26	Budget+Prop. Inc./Dec.	Avail.+Prop. Inc./Dec.	26-27	27-28	28-29	29-30	Total Budgeted up to 2030
CA Construction Admin	150,000	154,683	-4,683	0	150,000	-4,683	0	0	0	0	150,000
CON Construction	542,277	542,277	0	0	542,277	0	0	0	0	0	542,277
CTGY-CIP Contingency - CIP	81,342	25,028	56,314	0	81,342	56,314	0	0	0	0	81,342
EDA Eng/Design/Admin	108,000	97,079	10,921	0	108,000	10,921	0	0	0	0	108,000
Expenditure Totals:	881,619	819,068	62,551	0	881,619	62,551	0	0	0	0	881,619

Fund Balance Required	Budget+Prop. Inc./Dec.	Available+Prop. Inc./Dec.
Sewer Operations Fund-4210	881,619	62,551



City of Modesto

Project #: 101290

UTL - River Trunk Realignment - Gravity



Page Number: 280



City of Modesto: 2026-30 Capital Improvement Program

UTL - River Trunk Realignment - Gravity System

101290

Capital Un-sponsored

<i>Cost Center:</i> 49999	<i>Category:</i> Wastewater	<i>Start Date:</i> 2018
<i>Hosting Fund:</i> Sewer Operations Fund-4210	<i>Type Class:</i> Wastewater Utility	<i>End Date:</i> 2025
<i>Element Listing:</i> Comm Svcs & Fac	<i>Area:</i> Within City	<i>Status:</i> New
<i>Classification:</i> Improvements	<i>Manager:</i> Ciotau, Cristian C	<i>Const. Code:</i> Under Construction

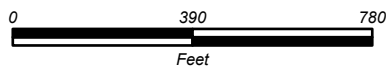
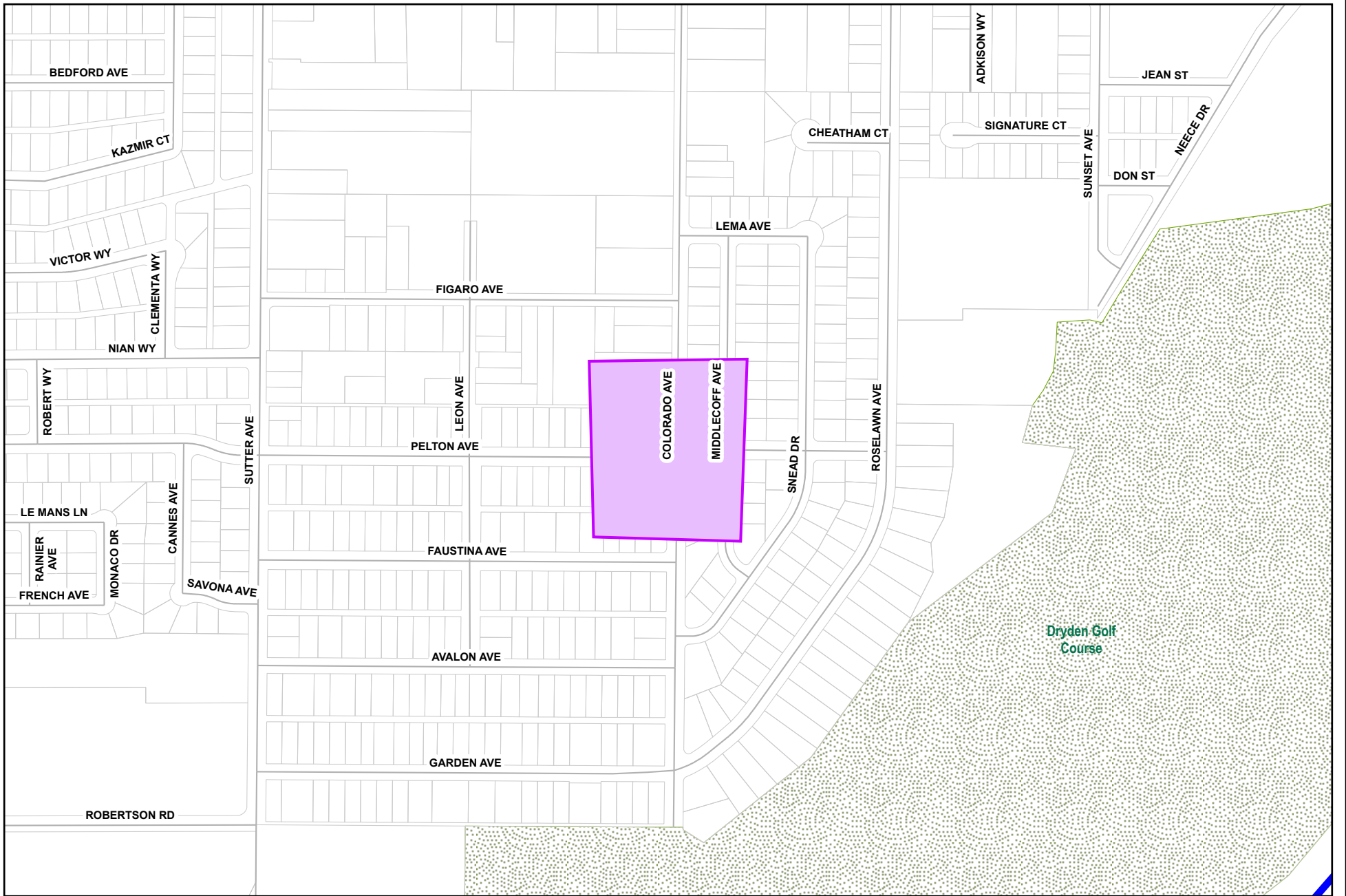
Proj Desc: This project will address the flow capacity deficiencies and aging infrastructure of the River Trunk.

Proj Stat: Construction is anticipated to be completed by the end of 2024.

Revenues	Budget	Actuals+Commit	Available	Prop. Inc./Dec. for 25-26	Bud + Prop. Incr/Decr	Avail.+ Prop. Incr/Decr	26-27	27-28	28-29	29-30	Total Budgeted up to 2030
42301 Intergov - County Contribution/Reimbursement	898,560	100,700	797,860	0	898,560	797,860	0	0	0	0	898,560
Revenue Totals:	898,560	100,700	797,860	0	898,560	797,860	0	0	0	0	898,560

Expenditures	Budget	Actual+Commit	Available	Prop. Inc./Dec. for 25-26	Budget+Prop. Inc./Dec.	Avail.+Prop. Inc./Dec.	26-27	27-28	28-29	29-30	Total Budgeted up to 2030
CA Construction Admin	3,004,402	2,870,876	133,526	0	3,004,402	133,526	0	0	0	0	3,004,402
CA-CDBG Construction Admin	74,880	947	73,933	0	74,880	73,933	0	0	0	0	74,880
CCF City Construct Force	20,000	13,637	6,363	0	20,000	6,363	0	0	0	0	20,000
CON Construction	19,971,463	19,937,784	33,679	0	19,971,463	33,679	0	0	0	0	19,971,463
CON-CDBG Construction	748,800	748,800	0	0	748,800	0	0	0	0	0	748,800
CTGY-CDBG Contingency - CDBG	74,880	0	74,880	0	74,880	74,880	0	0	0	0	74,880
CTGY-CIP Contingency - CIP	1,997,146	1,554,106	443,040	0	1,997,146	443,040	0	0	0	0	1,997,146
EDA Eng/Design/Admin	1,271,178	1,133,730	137,448	0	1,271,178	137,448	0	0	0	0	1,271,178
Expenditure Totals:	27,162,749	26,259,880	902,869	0	27,162,749	902,869	0	0	0	0	27,162,749

Fund Balance Required	Budget+Prop. Inc./Dec.	Available+Prop. Inc./Dec.
Sewer Operations Fund-4210	26,264,189	105,009



City of Modesto

Project #: 101291
 UTL - River Trunk - Shackelford Pump



Page Number: 281



City of Modesto: 2026-30 Capital Improvement Program

UTL - River Trunk - Shackelford Pump

101291
Capital Un-sponsored

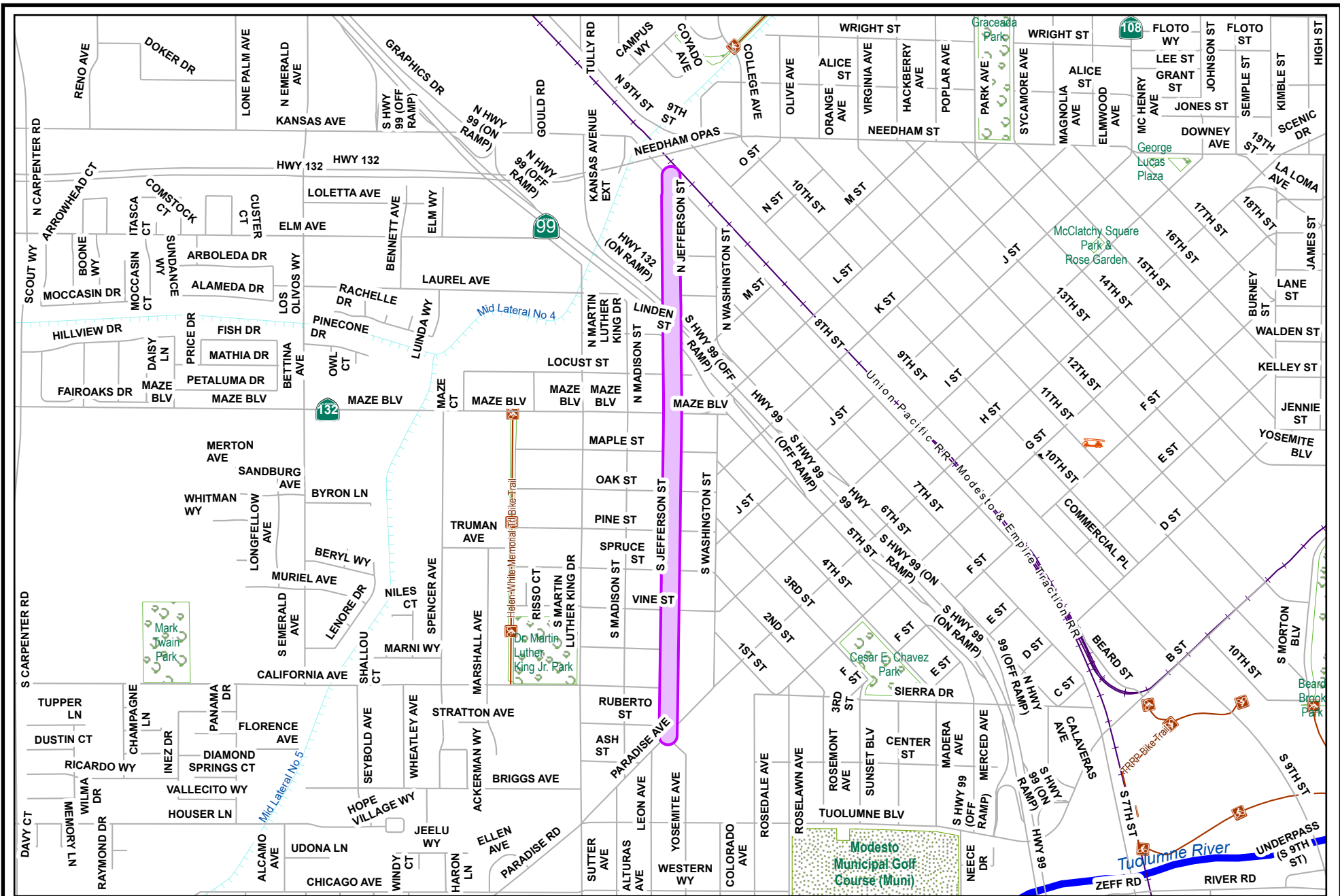
<i>Cost Center:</i> 49999	<i>Category:</i> Wastewater	<i>Start Date:</i> 2018
<i>Hosting Fund:</i> Sewer Operations Fund-4210	<i>Type Class:</i> Wastewater Utility	<i>End Date:</i> 2025
<i>Element Listing:</i> Comm Svcs & Fac	<i>Area:</i> Within City	<i>Status:</i> New
<i>Classification:</i> Improvements	<i>Manager:</i> Ciotau, Cristian C	<i>Const. Code:</i> Under Construction

Proj Desc: This project will construct a new pump station that will convey the domestic flow under the Tuolumne River into the new River Trunk Line.

Proj Stat: Project is under construction and anticipated to be completed by the end of 2024.

Expenditures	Budget	Actual+Commit	Available	Prop. Inc./Dec. for 25-26	Budget+Prop. Inc./Dec.	Avail.+Prop. Inc./Dec.	26-27	27-28	28-29	29-30	Total Budgeted up to 2030
CA Construction Admin	1,895,241	1,762,349	132,892	0	1,895,241	132,892	0	0	0	0	1,895,241
CON Construction	10,156,821	10,156,821	0	0	10,156,821	0	0	0	0	0	10,156,821
CTGY-CIP Contingency - CIP	1,015,682	466,314	549,368	0	1,015,682	549,368	0	0	0	0	1,015,682
EDA Eng/Design/Admin	1,525,869	1,209,209	316,660	0	1,525,869	316,660	0	0	0	0	1,525,869
Expenditure Totals:	14,593,613	13,594,693	998,920	0	14,593,613	998,920	0	0	0	0	14,593,613

Fund Balance Required	Budget+Prop. Inc./Dec.	Available+Prop. Inc./Dec.
Sewer Operations Fund-4210	14,593,613	998,920



City of Modesto

Project #: 101298

UTL - Sutter Trunk - P2 Improvements



City of Modesto: 2026-30 Capital Improvement Program

UTL - Sutter Trunk - P2 Improvements

101298

Capital Un-sponsored

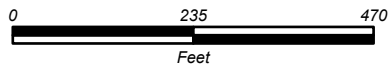
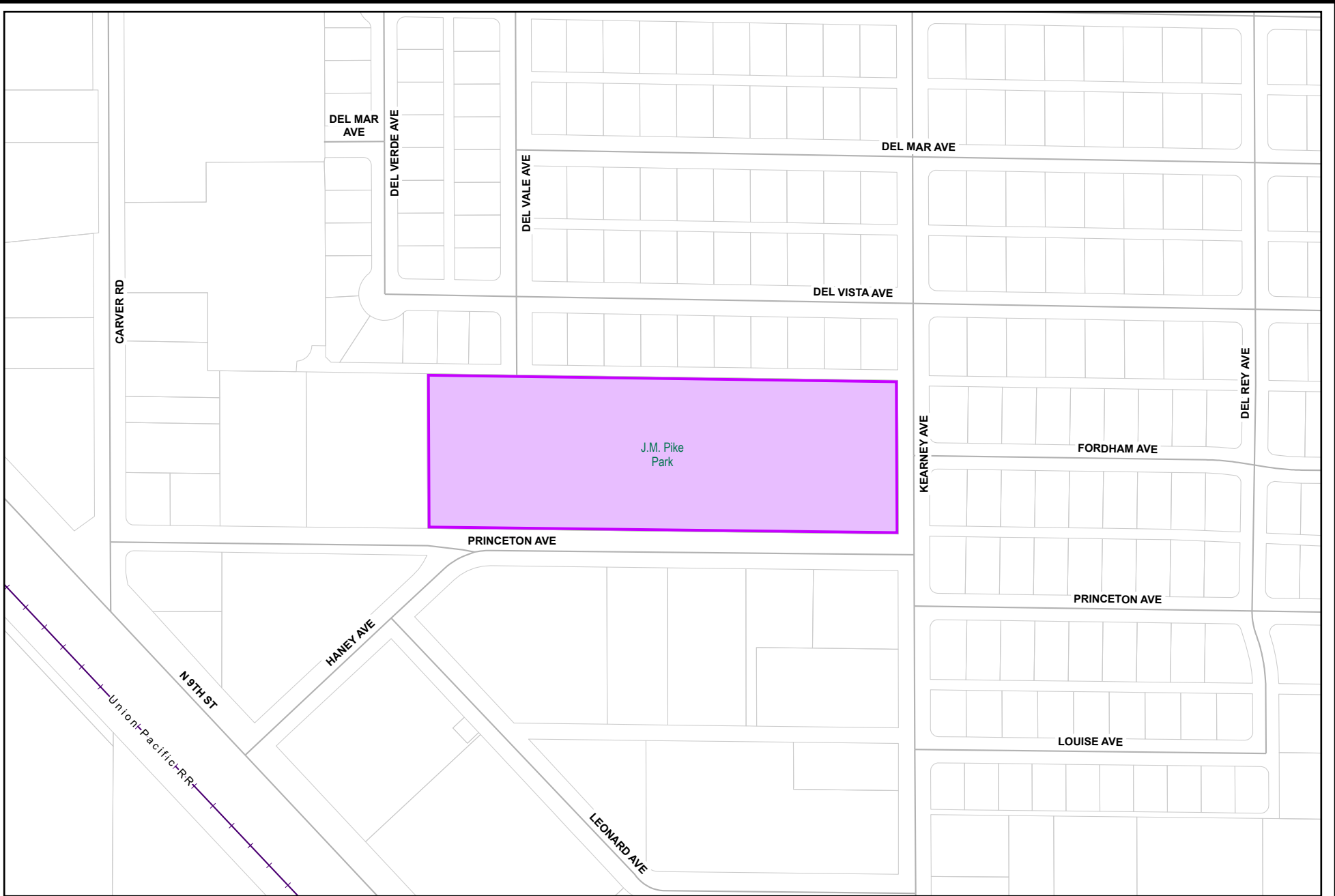
<i>Cost Center:</i> 49999	<i>Category:</i> Wastewater	<i>Start Date:</i> 2020
<i>Hosting Fund:</i> Sewer Operations Fund-4210	<i>Type Class:</i> Wastewater Utility	<i>End Date:</i> 2024
<i>Element Listing:</i> Comm Svcs & Fac	<i>Area:</i> Within City	<i>Status:</i> Active
<i>Classification:</i> Improvements	<i>Manager:</i> Ciotau, Cristian C	<i>Const. Code:</i> Construction Completed

Proj Desc: The proposed rehabilitation project will replace approximately 5,000 of undersized linear feet of the trunk line. The limits of the project will span from the point of beginning at Jefferson and 8th Streets to the intersection at Paradise Road and Sutter Avenue. In addition to the Sutter Trunk Rehabilitation located downstream of the Jefferson Lift Station, the sewer system upstream of the lift station will need modification for better flow efficiency. The sewer mains between 9th and 8th Streets have unnecessary flow splitting that can be remedied by abandoning or reconfiguring mains. This system will be evaluated to determine the necessary improvements which could eliminate the need for the Jefferson Lift Station.

Proj Stat: Project is anticipated to be completed in FY 2023/24.

Expenditures	Budget	Actual+Commit	Available	Prop. Inc./Dec. for 25-26	Budget+Prop. Inc./Dec.	Avail.+Prop. Inc./Dec.	26-27	27-28	28-29	29-30	Total Budgeted up to 2030
CA Construction Admin	869,582	862,269	7,313	0	869,582	7,313	0	0	0	0	869,582
CCF City Construct Force	30,000	20,651	9,349	0	30,000	9,349	0	0	0	0	30,000
CON Construction	4,671,665	4,671,665	0	0	4,671,665	0	0	0	0	0	4,671,665
CTGY-CIP Contingency - CIP	700,750	695,196	5,554	0	700,750	5,554	0	0	0	0	700,750
EDA Eng/Design/Admin	203,003	38,615	164,388	0	203,003	164,388	0	0	0	0	203,003
Expenditure Totals:	6,475,000	6,288,396	186,604	0	6,475,000	186,604	0	0	0	0	6,475,000

Fund Balance Required	Budget+Prop. Inc./Dec.	Available+Prop. Inc./Dec.
Sewer Operations Fund-4210	6,475,000	186,604



City of Modesto

Project #: 101313

UTL - JM Pike Park Stormwater to Sanitary



Page Number: 288



City of Modesto: 2026-30 Capital Improvement Program

UTL - JM Pike Park Stormwater to Sanitary Cross Connection Removal

101313

Capital Un-sponsored

<i>Cost Center:</i> 49999	<i>Category:</i> Wastewater	<i>Start Date:</i> 2021
<i>Hosting Fund:</i> Wastewater Grants Fund-4280	<i>Type Class:</i> Wastewater Utility	<i>End Date:</i> 2025
<i>Element Listing:</i> Comm Svcs & Fac	<i>Area:</i> System Wide	<i>Status:</i> New
<i>Classification:</i> Replacement	<i>Manager:</i> Ciotau, Cristian C	<i>Const. Code:</i> Under Construction

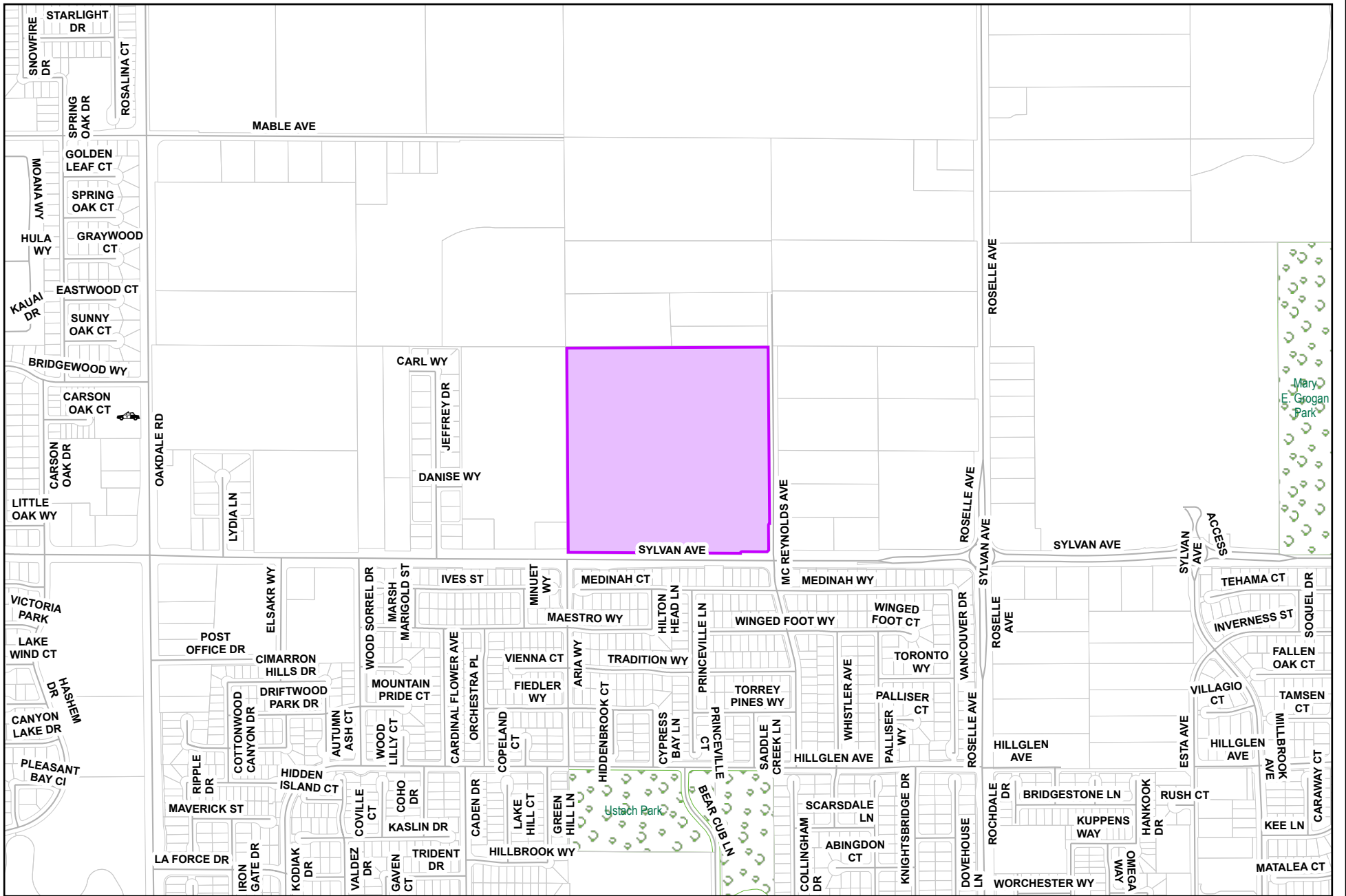
Proj Desc: This project will remove storm water connections from the sewer system and will redirect the storm water to the JM Pike Park where underground storage chambers will be installed for storage and percolation into the ground.

Proj Stat: The project is currently under construction.

Revenues	Budget	Actuals+Commit	Available	Prop. Inc./Dec. for 25-26	Bud + Prop. Incr/Decr	Avail.+ Prop. Incr/Decr	26-27	27-28	28-29	29-30	Total Budgeted up to 2030
42210 Intergov - State - Department of Water Resources	10,000,000	9,000,000	1,000,000	0	10,000,000	1,000,000	0	0	0	0	10,000,000
64210 Transfer In from Fund 4210	8,823,224	3,401,221	5,422,003	0	8,823,224	5,422,003	0	0	0	0	8,823,224
Revenue Totals:	18,823,224	12,401,221	6,422,003	0	18,823,224	6,422,003	0	0	0	0	19,721,784

Expenditures	Budget	Actual+Commit	Available	Prop. Inc./Dec. for 25-26	Budget+Prop. Inc./Dec.	Avail.+Prop. Inc./Dec.	26-27	27-28	28-29	29-30	Total Budgeted up to 2030
CA Construction Admin	2,543,096	2,338,665	204,431	0	2,543,096	204,431	0	0	0	0	2,543,096
CCF City Construct Force	6,159	0	6,159	0	6,159	6,159	0	0	0	0	6,159
CON Construction	22,333,201	22,100,723	232,478	0	22,333,201	232,478	0	0	0	0	22,333,201
CTGY-CIP Contingency - CIP	2,233,320	668,131	1,565,189	0	2,233,320	1,565,189	0	0	0	0	2,233,320
EDA Eng/Design/Admin	2,295,968	1,885,118	410,850	0	2,295,968	410,850	0	0	0	0	2,295,968
Expenditure Totals:	29,411,744	26,992,638	2,419,106	0	29,411,744	2,419,106	0	0	0	0	29,411,744

Fund Balance Required	Budget+Prop. Inc./Dec.	Available+Prop. Inc./Dec.
Wastewater Grants Fund-4280	10,588,520	-4,002,897



City of Modesto

Project #: 101370

UTL - Sonoma Sewer Trunk Ext Ph 3



Page Number: 301



City of Modesto: 2026-30 Capital Improvement Program

UTL - Sonoma Sewer Trunk Ext Ph 3

101370
Capital Un-sponsored

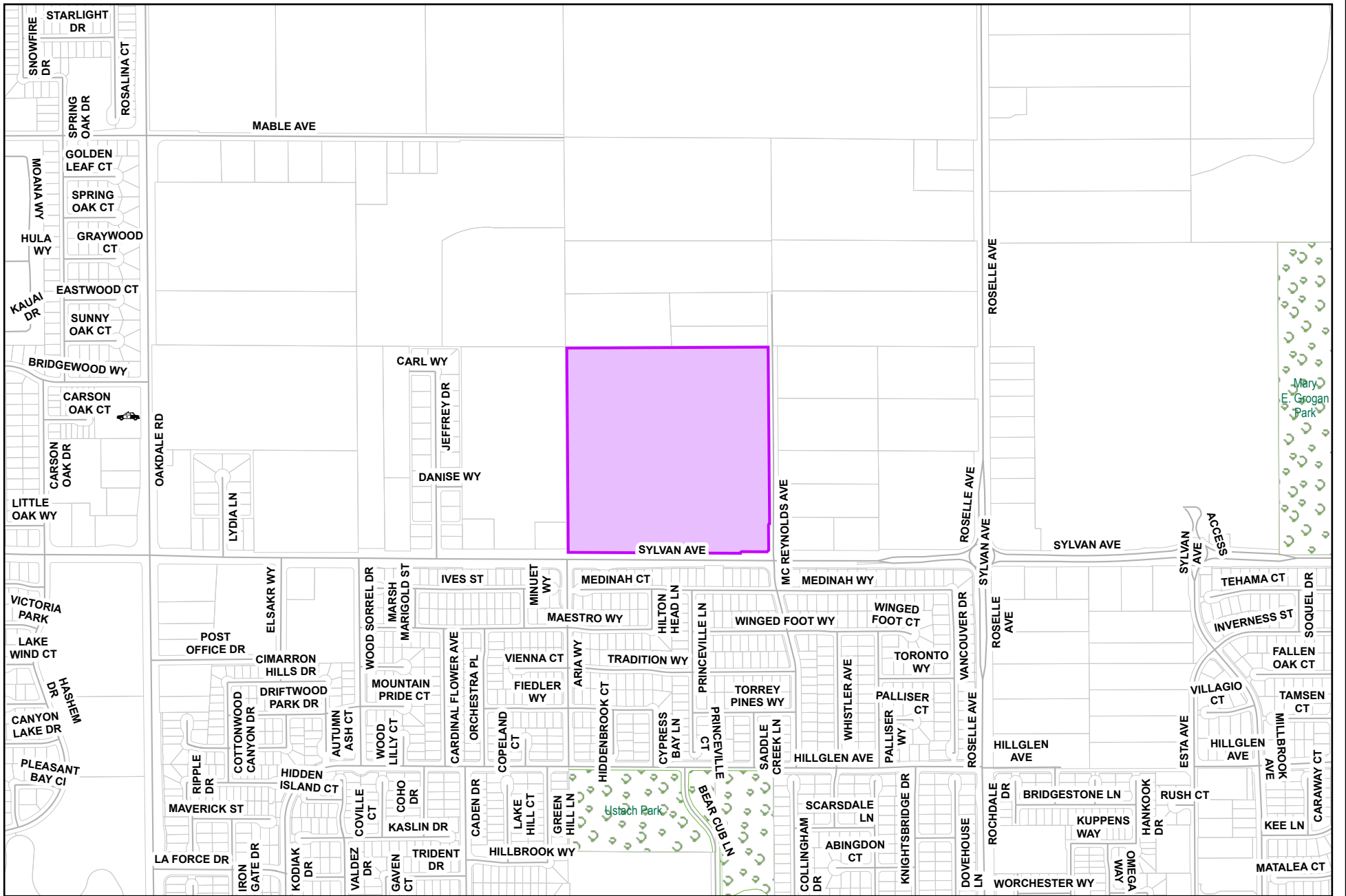
<i>Cost Center:</i> 49999	<i>Category:</i> Wastewater	<i>Start Date:</i> 2021
<i>Hosting Fund:</i> Sewer Operations Fund-4210	<i>Type Class:</i> Wastewater Utility	<i>End Date:</i> 2025
<i>Element Listing:</i> Comm Dev	<i>Area:</i> System Wide	<i>Status:</i> New
<i>Classification:</i> Improvements	<i>Manager:</i> Ciotau, Cristian C	<i>Const. Code:</i> Under Construction

Proj Desc: This project includes installation of the new Sonoma Sewer Trunk Extensions for the Tivoli Development. The scope of the project will include installation of new 24-inch diameter PVC sewer trunk extension along Future Aria Way from Sylvan Avenue to Future Bidgewood Way. This segment is referred to as SO-2 and SO-3 in the Wastewater Master Plan. All work within the project limits will conform to the City of Modesto Standards.

Proj Stat: Design has been completed.

Expenditures	Budget	Actual+Commit	Available	Prop. Inc./Dec. for 25-26	Budget+Prop. Inc./Dec.	Avail.+Prop. Inc./Dec.	26-27	27-28	28-29	29-30	Total Budgeted up to 2030
CA Construction Admin	120,000	603	119,397	0	120,000	119,397	0	0	0	0	120,000
CON Construction	1,500,000	0	1,500,000	0	1,500,000	1,500,000	0	0	0	0	1,500,000
CTGY-CIP Contingency - CIP	120,000	0	120,000	0	120,000	120,000	0	0	0	0	120,000
EDA Eng/Design/Admin	195,000	48,902	146,098	0	195,000	146,098	0	0	0	0	195,000
Expenditure Totals:	1,935,000	49,505	1,885,495	0	1,935,000	1,885,495	0	0	0	0	1,935,000

Fund Balance Required	Budget+Prop. Inc./Dec.	Available+Prop. Inc./Dec.
Sewer Operations Fund-4210	1,935,000	1,885,495



City of Modesto

Project #: 101371

UTL - Sonoma Sewer Trunk Ext Ph 4



Page Number: 302



City of Modesto: 2026-30 Capital Improvement Program

UTL - Sonoma Sewer Trunk Ext Ph 4

101371

Capital Un-sponsored

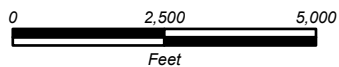
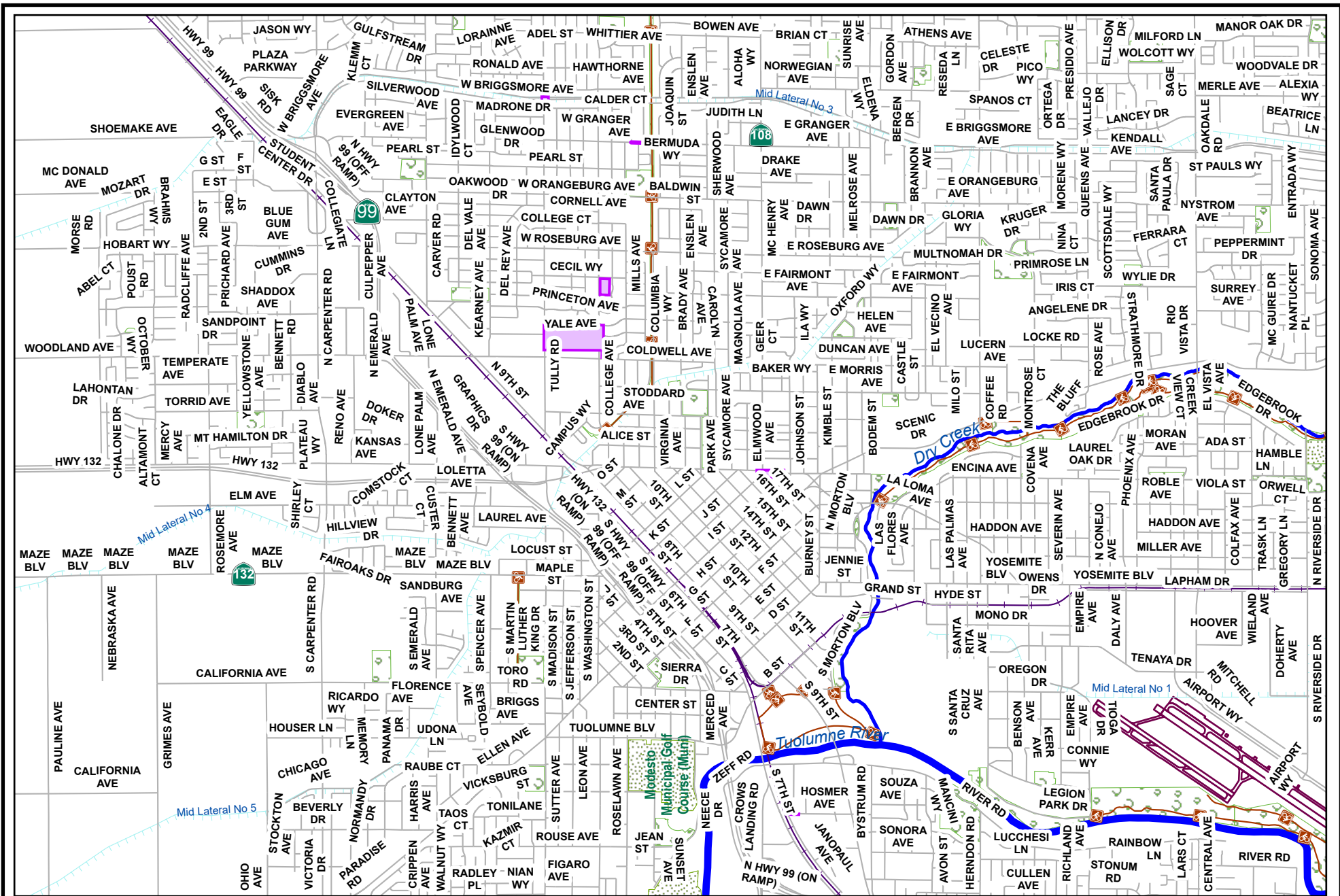
<i>Cost Center:</i> 49999	<i>Category:</i> Wastewater	<i>Start Date:</i> 2021
<i>Hosting Fund:</i> Sewer Operations Fund-4210	<i>Type Class:</i> Wastewater Utility	<i>End Date:</i> 2025
<i>Element Listing:</i> Comm Dev	<i>Area:</i> System Wide	<i>Status:</i> New
<i>Classification:</i> Improvements	<i>Manager:</i> Ciotau, Cristian C	<i>Const. Code:</i> Under Construction

Proj Desc: This project includes installation of the new Sonoma Sewer Trunk Extensions for the Tivoli Development. The scope of the project will include installation of new 24-inch diameter PVC sewer trunk extension along Future Aria Way from Future Bidgewood Way to Mable Avenue. This segment is referred to as SO-4 in the Wastewater Master Plan. All work within the project limits will conform to the City of Modesto Standards.

Proj Stat: Design has been completed.

Expenditures	Budget	Actual+Commit	Available	Prop. Inc./Dec. for 25-26	Budget+Prop. Inc./Dec.	Avail.+Prop. Inc./Dec.	26-27	27-28	28-29	29-30	Total Budgeted up to 2030
CA Construction Admin	120,000	38	119,962	0	120,000	119,962	0	0	0	0	120,000
CON Construction	1,500,000	0	1,500,000	0	1,500,000	1,500,000	0	0	0	0	1,500,000
CTGY-CIP Contingency - CIP	120,000	0	120,000	0	120,000	120,000	0	0	0	0	120,000
EDA Eng/Design/Admin	195,000	48,426	146,574	0	195,000	146,574	0	0	0	0	195,000
Expenditure Totals:	1,935,000	48,464	1,886,536	0	1,935,000	1,886,536	0	0	0	0	1,935,000

Fund Balance Required	Budget+Prop. Inc./Dec.	Available+Prop. Inc./Dec.
Sewer Operations Fund-4210	1,935,000	1,886,536



City of Modesto

Project #: 101375
 UTL - 2020-2021 Sanitary Sewer



Page Number: 303



City of Modesto: 2026-30 Capital Improvement Program

UTL - 2020-2021 Sanitary Sewer Replacement

101375

Capital Un-sponsored

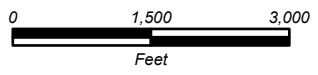
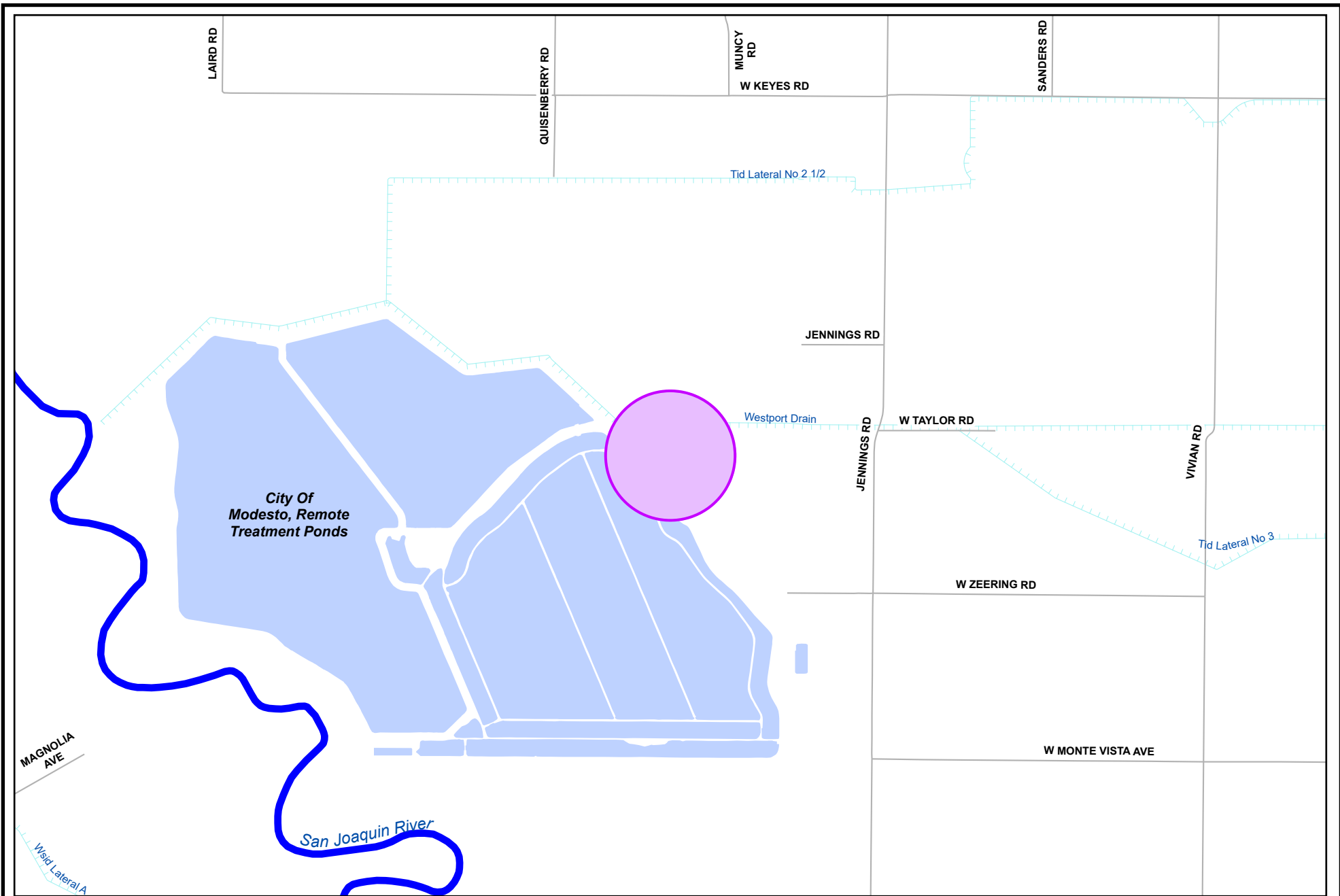
<i>Cost Center:</i> 49999	<i>Category:</i> Wastewater	<i>Start Date:</i> 2021
<i>Hosting Fund:</i> Sewer Operations Fund-4210	<i>Type Class:</i> Wastewater Utility	<i>End Date:</i> 2026
<i>Element Listing:</i> Comm Dev	<i>Area:</i> System Wide	<i>Status:</i> New
<i>Classification:</i> Replacement	<i>Manager:</i> Ciotau, Cristian C	<i>Const. Code:</i> New or Future

Proj Desc: This project will remove approximately 110 linear feet of deteriorating 30-inch diameter rubberized corrugated metal sewer pipe at Briggsmore and Tully and replace with 30-inch diameter PVC sewer pipe. The two existing sewer manholes will also be replaced. Additionally, on Granger Avenue, near the Virginia Corridor, 700 linear feet of deteriorating 15-inch diameter corrugated metal sewer pipe will be removed and replaced with 15-inch diameter PVC sewer pipe. A new intermediate manhole will be added. On Hosmer Avenue, a 6-inch diameter VCP sewer main with hydraulic deficiencies will be removed and replaced with an 8-inch diameter PVC sewer main with adequate slope and a new terminal manhole will be installed in place of the existing lamp hole (cleanout). On Downey Ave, approximately 272 linear feet of VCP sewer pipe be removed and replaced with PVC sewer pipe. There are also three additional locations identified by the City collection group where the existing sewer main is hydraulically deficient or is damaged by the tree roots (on Yale Avenue Alley approximately 130 linear feet of 8-inch diameter VCP will be removed and replaced, on College/Harvard Alley approximately 425 linear feet of 8 inch VCP sewer main will be removed and replaced and on College/Exeter Alley approximately 420 linear feet of 8 inch VCP sewer main will be removed and replaced).

Proj Stat: Project is in design, Construction is anticipated to start in late 2024.

Expenditures	Budget	Actual+Commit	Available	Prop. Inc./Dec. for 25-26	Budget+Prop. Inc./Dec.	Avail.+Prop. Inc./Dec.	26-27	27-28	28-29	29-30	Total Budgeted up to 2030
CA Construction Admin	150,000	0	150,000	0	150,000	150,000	0	0	0	0	150,000
CON Construction	1,500,000	0	1,500,000	0	1,500,000	1,500,000	0	0	0	0	1,500,000
CTGY-CIP Contingency - CIP	150,000	0	150,000	0	150,000	150,000	0	0	0	0	150,000
EDA Eng/Design/Admin	200,000	83,477	116,523	0	200,000	116,523	0	0	0	0	200,000
Expenditure Totals:	2,000,000	83,477	1,916,523	0	2,000,000	1,916,523	0	0	0	0	2,000,000

Fund Balance Required	Budget+Prop. Inc./Dec.	Available+Prop. Inc./Dec.
Sewer Operations Fund-4210	2,000,000	1,916,523



City of Modesto
 Project #: 101468
 UTL - Pump Station at Jennings WWTP



Page Number: 319



City of Modesto: 2026-30 Capital Improvement Program

UTL - Pump Station at Jennings WWTP

101468

Capital Un-sponsored

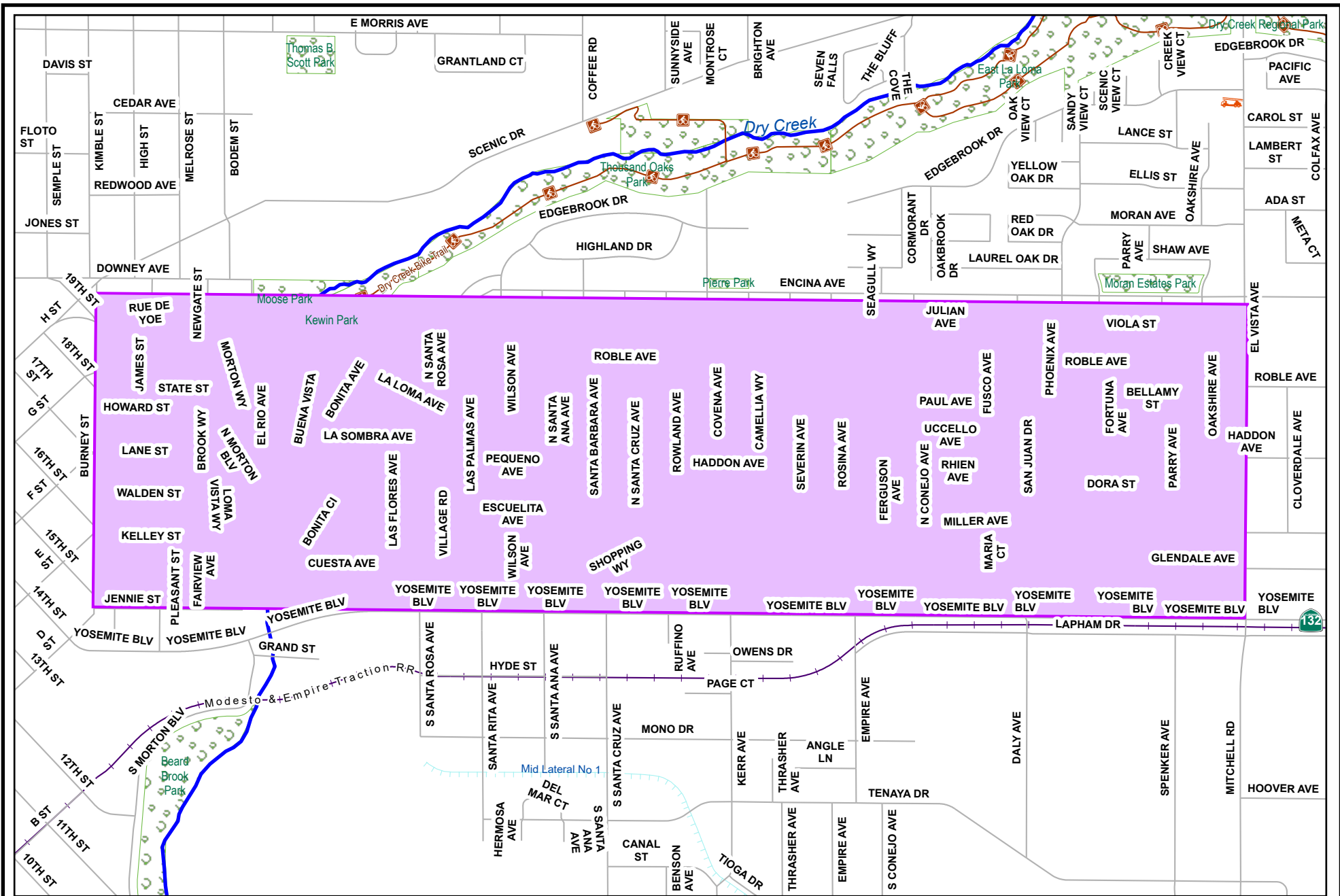
<i>Cost Center:</i> 49999	<i>Category:</i> Wastewater	<i>Start Date:</i> 2023
<i>Hosting Fund:</i> Sewer Operations Fund-4210	<i>Type Class:</i> Wastewater Utility	<i>End Date:</i> 2028
<i>Element Listing:</i> Comm Dev	<i>Area:</i> System Wide	<i>Status:</i> New
<i>Classification:</i> Improvements	<i>Manager:</i> Ciotau, Cristian C	<i>Const. Code:</i> New or Future

Proj Desc: Wastewater personnel has been working together with TID to utilize water from TID's adjacent canals out at Jennings Wastewater Treatment Plant. TID has indicated the availability of water is much greater than our current temporary pump station is able to handle. A new pump station will be required to replace the temporary one, in order to meet the needed capacity for pumping the water into the existing storage pond no.1

Proj Stat: Project is new for FY 23-24.

Expenditures	Budget	Actual+Commit	Available	Prop. Inc./Dec. for 25-26	Budget+Prop. Inc./Dec.	Avail.+Prop. Inc./Dec.	26-27	27-28	28-29	29-30	Total Budgeted up to 2030
CA Construction Admin	200,000	0	200,000	0	200,000	200,000	0	0	0	0	200,000
CON Construction	2,000,000	0	2,000,000	0	2,000,000	2,000,000	0	0	0	0	2,000,000
CTGY-CIP Contingency - CIP	200,000	0	200,000	0	200,000	200,000	0	0	0	0	200,000
EDA Eng/Design/Admin	630,177	513,644	116,533	0	630,177	116,533	0	0	0	0	630,177
Expenditure Totals:	3,030,177	513,644	2,516,533	0	3,030,177	2,516,533	0	0	0	0	3,030,177

Fund Balance Required	Budget+Prop. Inc./Dec.	Available+Prop. Inc./Dec.
Sewer Operations Fund-4210	3,030,177	2,516,533



City of Modesto

Project #: 101556

UTL - La Loma Sewer Replacement Phase II



City of Modesto: 2026-30 Capital Improvement Program

UTL - La Loma Sewer Replacement Phase II

101556
Capital Un-sponsored

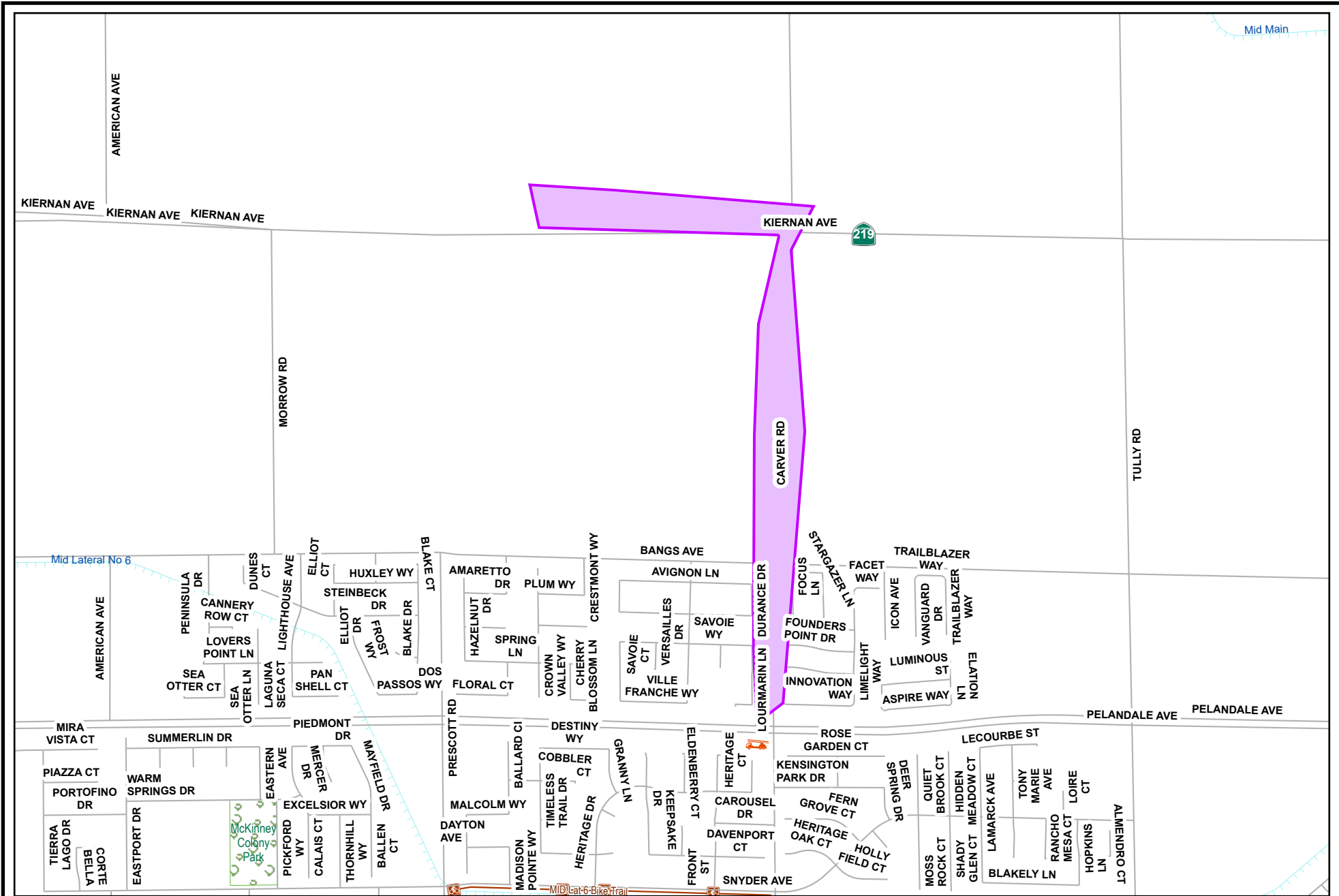
<i>Cost Center:</i> 49999	<i>Category:</i> Wastewater	<i>Start Date:</i> 2023
<i>Hosting Fund:</i> Sewer Operations Fund-4210	<i>Type Class:</i> Wastewater Utility	<i>End Date:</i> 2028
<i>Element Listing:</i> Comm Dev	<i>Area:</i> System Wide	<i>Status:</i> New
<i>Classification:</i> Improvements	<i>Manager:</i> Ciotau, Cristian C	<i>Const. Code:</i> New or Future

Proj Desc: This project will provide sewer main replacement in various locations throughout the La Loma neighborhood.

Proj Stat: Project is in design.

Expenditures	Budget	Actual+Commit	Available	Prop. Inc./Dec. for 25-26	Budget+Prop. Inc./Dec.	Avail.+Prop. Inc./Dec.	26-27	27-28	28-29	29-30	Total Budgeted up to 2030
CA Construction Admin	700,000	0	700,000	0	700,000	700,000	0	0	0	0	700,000
CCF City Construct Force	50,000	0	50,000	0	50,000	50,000	0	0	0	0	50,000
CON Construction	6,000,000	0	6,000,000	0	6,000,000	6,000,000	0	0	0	0	6,000,000
CTGY-CIP Contingency - CIP	600,000	0	600,000	0	600,000	600,000	0	0	0	0	600,000
EDA Eng/Design/Admin	250,000	25,604	224,396	0	250,000	224,396	0	0	0	0	250,000
Expenditure Totals:	7,600,000	25,604	7,574,396	0	7,600,000	7,574,396	0	0	0	0	7,600,000

Fund Balance Required	Budget+Prop. Inc./Dec.	Available+Prop. Inc./Dec.
Sewer Operations Fund-4210	7,600,000	7,574,396



City of Modesto

Project #: 101569
 UTL - Stanislaus Elementary School - Carver



City of Modesto: 2026-30 Capital Improvement Program

UTL - Stanislaus Elementary School - Carver Road Sewer Extension

101569

Capital Un-sponsored

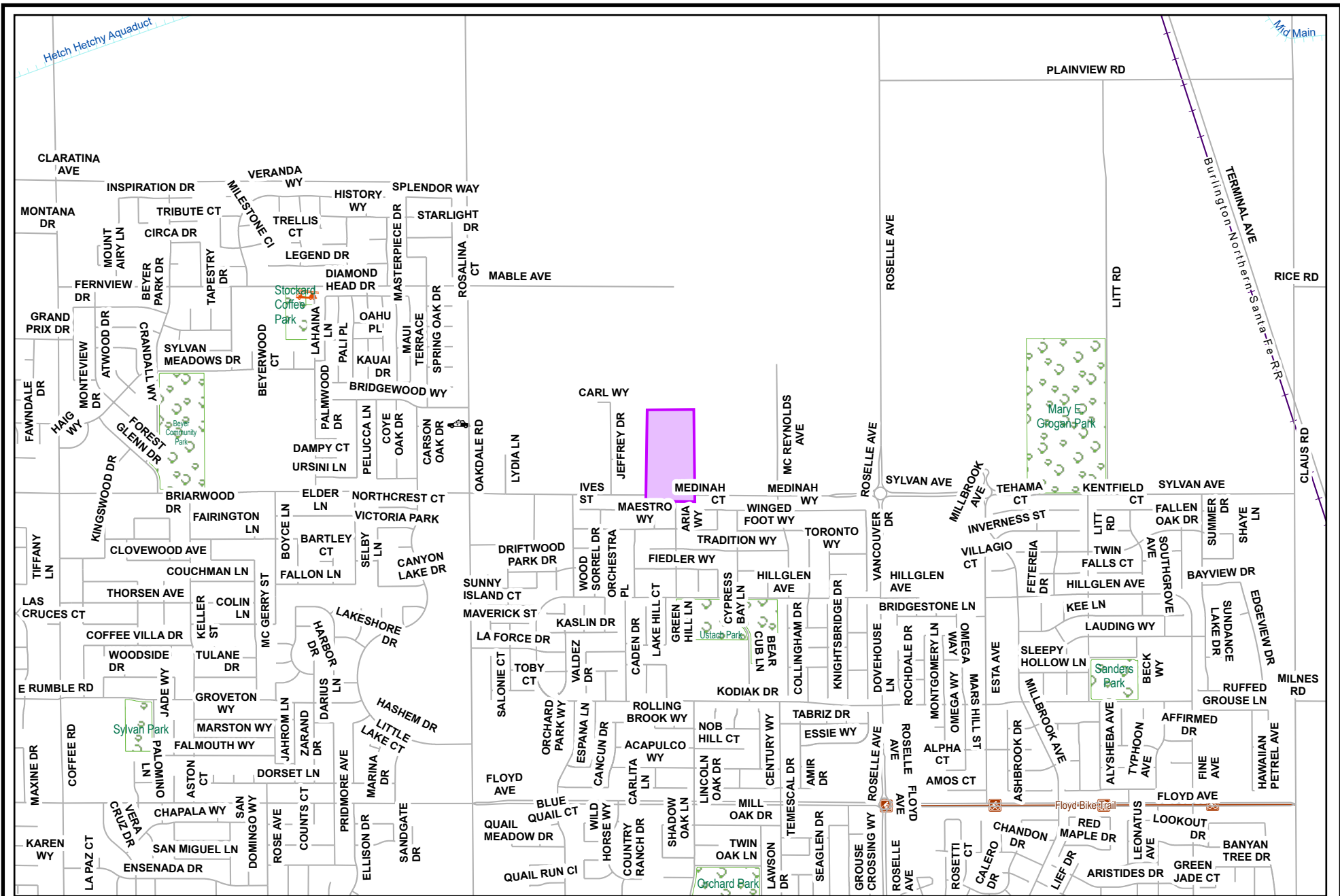
<i>Cost Center:</i> 49999	<i>Category:</i> Wastewater	<i>Start Date:</i> 2024
<i>Hosting Fund:</i> Sewer Operations Fund-4210	<i>Type Class:</i> Wastewater Utility	<i>End Date:</i> 2026
<i>Element Listing:</i> Comm Svcs & Fac	<i>Area:</i> Carver Bangs	<i>Status:</i> New
<i>Classification:</i> Improvements	<i>Manager:</i> Alves, Alfred James	<i>Const. Code:</i> New or Future

Proj Desc: The project will extend a new wastewater main from the existing Bangs Ave sewer trunk north along the Carver Rd ROW and then west along Kiernan Ave to serve the Stanislaus Elementary School, located at 1931 Kiernan Ave. The existing school has a septic system that will no longer be able to serve the demands of the school and the Stanislaus School District has asked the City to provide sewer services. Stanislaus School District is working with the State and Stanislaus County to secure grant funding from the septic-to-sewer program for the project. Project is expected to start design in FY 23/24, funded by a third party with State Technical Assistance funds, and complete construction by end of calendar year 2025.

Proj Stat: Project is currently in design.

Expenditures	Budget	Actual+Commit	Available	Prop. Inc./Dec. for 25-26	Budget+Prop. Inc./Dec.	Avail.+Prop. Inc./Dec.	26-27	27-28	28-29	29-30	Total Budgeted up to 2030
EDA Eng/Design/Admin	50,000	1,270	48,730	0	50,000	48,730	0	0	0	0	50,000
Expenditure Totals:	50,000	1,270	48,730	0	50,000	48,730	0	0	0	0	50,000

Fund Balance Required	Budget+Prop. Inc./Dec.	Available+Prop. Inc./Dec.
Sewer Operations Fund-4210	50,000	48,730



City of Modesto

Project #: 101620

UTL - Sonoma Sewer Trunk Extension Phase



Page Number: 339



City of Modesto: 2026-30 Capital Improvement Program

UTL - Sonoma Sewer Trunk Extension Phase 4b

101620
Capital Un-sponsored

<i>Cost Center:</i> 49999	<i>Category:</i> Wastewater	<i>Start Date:</i> 2024
<i>Hosting Fund:</i> Sewer Operations Fund-4210	<i>Type Class:</i> Wastewater Utility	<i>End Date:</i> 2026
<i>Element Listing:</i> Comm Dev	<i>Area:</i> Future Specific Plan Area	<i>Status:</i> New
<i>Classification:</i> Improvements	<i>Manager:</i> Ciotau, Cristian C	<i>Const. Code:</i> New or Future

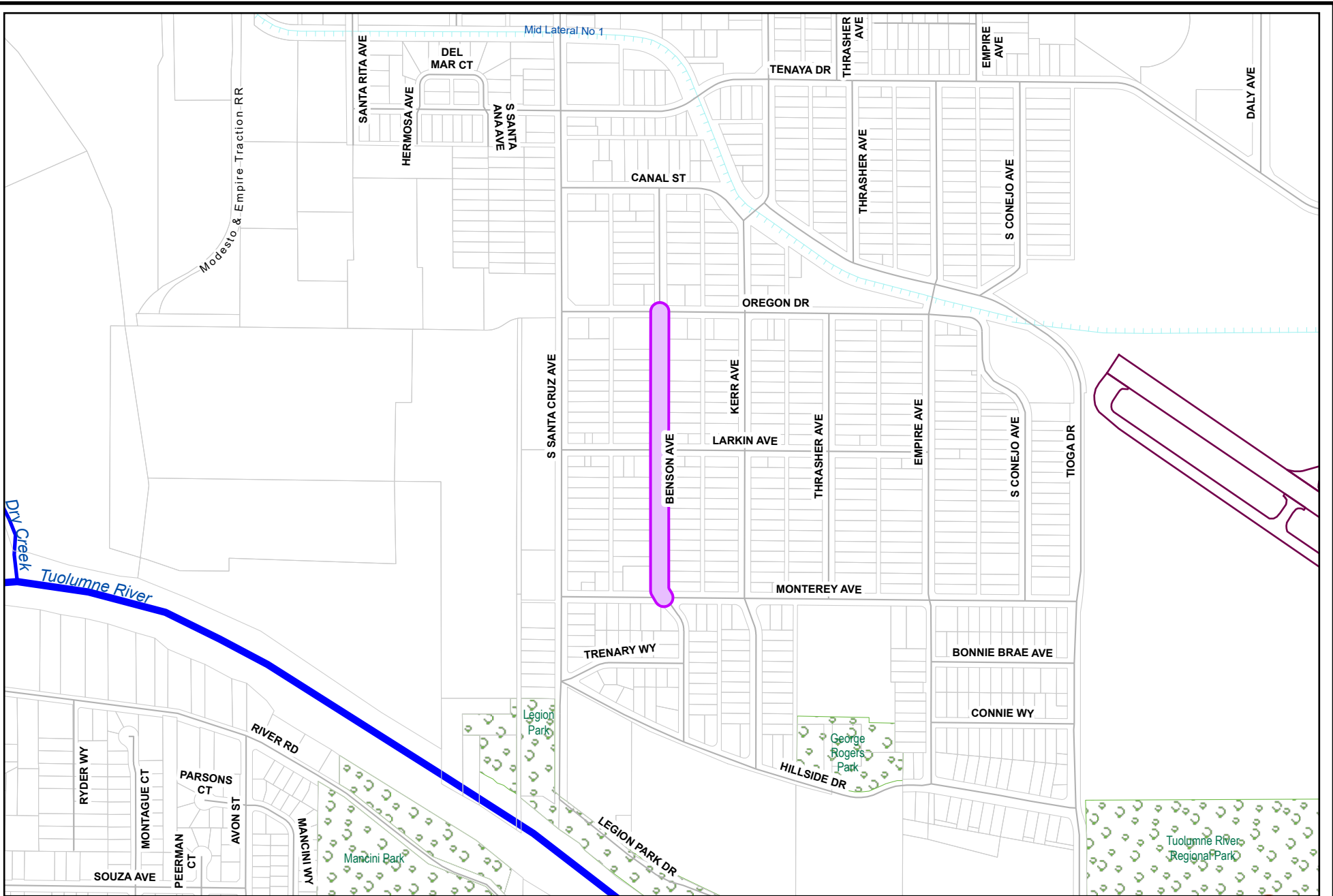
Proj Desc:

Proj Stat:

Expenditures	Budget	Actual+Commit	Available	Prop. Inc./Dec. for 25-26	Budget+Prop. Inc./Dec.	Avail.+Prop. Inc./Dec.	26-27	27-28	28-29	29-30	Total Budgeted up to 2030
CA Construction Admin	200,000	0	200,000	0	200,000	200,000	0	0	0	0	200,000
CON Construction	1,500,000	0	1,500,000	0	1,500,000	1,500,000	0	0	0	0	1,500,000
CTGY-CIP Contingency - CIP	200,000	0	200,000	0	200,000	200,000	0	0	0	0	200,000
EDA Eng/Design/Admin	130,300	73,000	57,300	0	130,300	57,300	0	0	0	0	130,300
Expenditure Totals:	2,030,300	73,000	1,957,300	0	2,030,300	1,957,300	0	0	0	0	2,030,300

Fund Balance Required

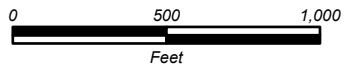
Sewer Operations Fund-4210	Budget+Prop. Inc./Dec.	Available+Prop. Inc./Dec.
	2,030,300	1,957,300



City of Modesto

Project #: 101622

UTL - Empire Sewer Trunk Improvement



City of Modesto: 2026-30 Capital Improvement Program

UTL - Empire Sewer Trunk Improvement

101622
Capital Un-sponsored

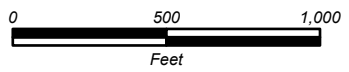
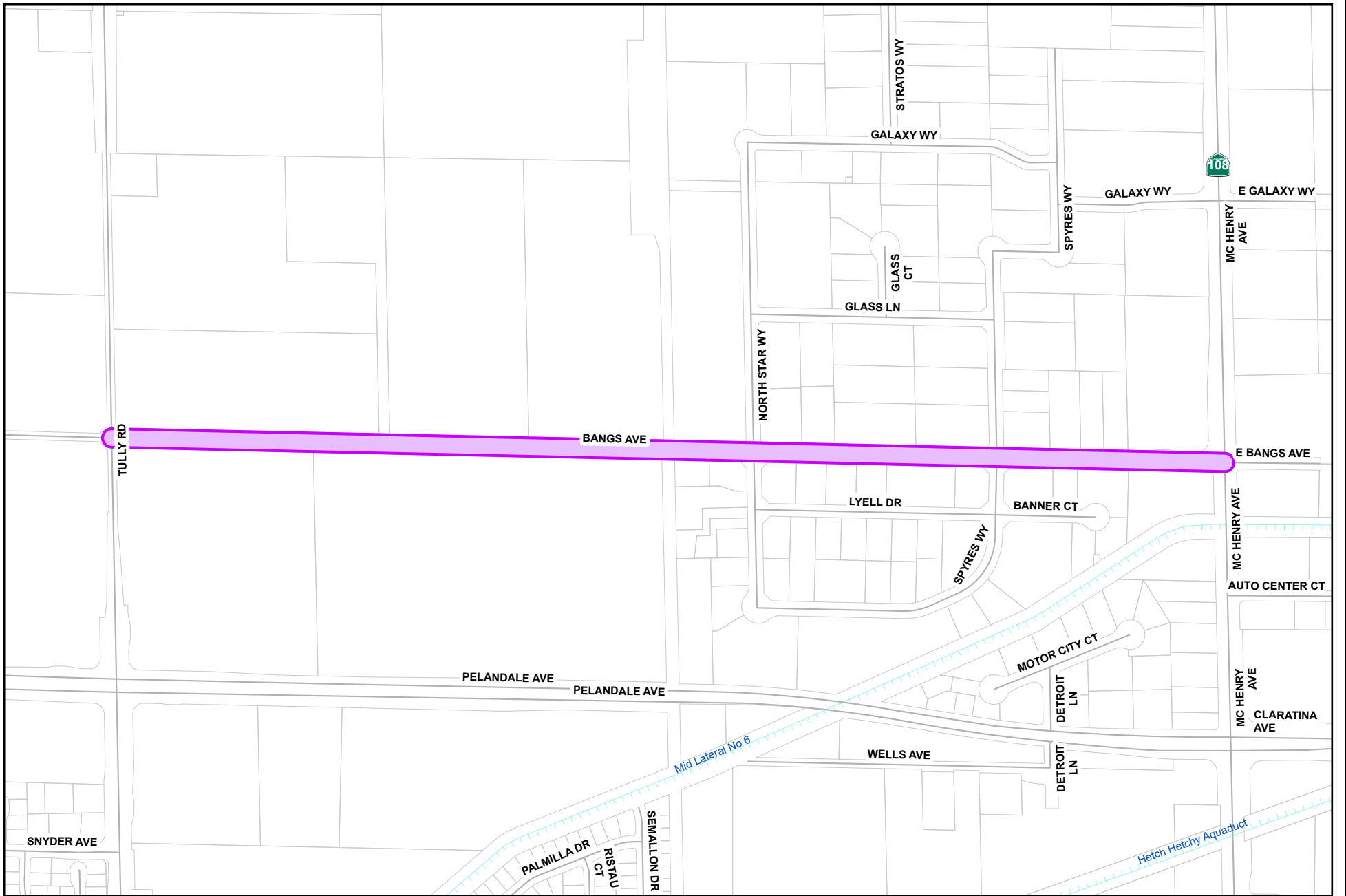
<i>Cost Center:</i> 49999	<i>Category:</i> Wastewater	<i>Start Date:</i> 2024
<i>Hosting Fund:</i> Sewer Operations Fund-4210	<i>Type Class:</i> Wastewater Utility	<i>End Date:</i> 2027
<i>Element Listing:</i> Comm Svcs & Fac	<i>Area:</i> Within City	<i>Status:</i> New
<i>Classification:</i> Improvements	<i>Manager:</i> Ciotau, Cristian C	<i>Const. Code:</i> New or Future

Proj Desc:

Proj Stat:

Expenditures	Budget	Actual+Commit	Available	Prop. Inc./Dec. for 25-26	Budget+Prop. Inc./Dec.	Avail.+Prop. Inc./Dec.	26-27	27-28	28-29	29-30	Total Budgeted up to 2030
EDA Eng/Design/Admin	25,000	4,091	20,909	0	25,000	20,909	0	0	0	0	25,000
Expenditure Totals:	25,000	4,091	20,909	0	25,000	20,909	0	0	0	0	25,000

Fund Balance Required	Budget+Prop. Inc./Dec.	Available+Prop. Inc./Dec.
Sewer Operations Fund-4210	25,000	20,909



City of Modesto

Project #: 101625
 UTL - North Trunk Sewer Extension Phase 2



City of Modesto: 2026-30 Capital Improvement Program

UTL - North Trunk Sewer Extension Phase 2

101625
Capital Un-sponsored

<i>Cost Center:</i> 49999	<i>Category:</i> Wastewater	<i>Start Date:</i> 2024
<i>Hosting Fund:</i> Sewer Operations Fund-4210	<i>Type Class:</i> Wastewater Utility	<i>End Date:</i> 2028
<i>Element Listing:</i> Comm Svcs & Fac	<i>Area:</i> System Wide	<i>Status:</i> New
<i>Classification:</i> Improvements	<i>Manager:</i> Ciotau, Cristian C	<i>Const. Code:</i> New or Future

Proj Desc:

Proj Stat:

Expenditures	Budget	Actual+Commit	Available	Prop. Inc./Dec. for 25-26	Budget+Prop. Inc./Dec.	Avail.+Prop. Inc./Dec.	26-27	27-28	28-29	29-30	Total Budgeted up to 2030
EDA Eng/Design/Admin	50,000	35,066	14,934	0	50,000	14,934	0	0	0	0	50,000
Expenditure Totals:	50,000	35,066	14,934	0	50,000	14,934	0	0	0	0	50,000

Fund Balance Required	Budget+Prop. Inc./Dec.	Available+Prop. Inc./Dec.
Sewer Operations Fund-4210	50,000	14,934

WATER SYSTEM

SYSTEM OVERVIEW

The City of Modesto’s regional water system supplies water to City of Modesto residents and communities within Stanislaus County, which include Empire, Salida, Del Rio, Grayson and portions of Ceres and Turlock. The City is responsible for 7 separate water systems, with 75 active wells and 1,000 miles of water mains. Water wells range in depth from 250-600’ feet. Modesto’s well water (groundwater) is obtained from a confined aquifer, which is located below an extensive layer of clay, on the west side and unconfined on the east side.

Since 1995, the City has supplemented its groundwater supply with treated surface water purchased from the Modesto Regional Water Treatment Plant (MRWTP), which is maintained and operated by Modesto Irrigation District (MID). The MRWTP currently has the capacity to provide up to 60 MGD of treated surface water per day. Within the City of Modesto and its vicinity, water from both groundwater wells and the MRWTP goes directly into the City’s contiguous distribution system. Conjunctive use of both surface water and groundwater has ensured delivery of safe, reliable drinking water to the Modesto area, while minimizing the impact to the groundwater supply and allowing groundwater levels to stabilize. During drought conditions that would cause a surface water curtailment from MID, the City increases pumping of the groundwater wells throughout the City’s water system to make up the difference throughout the year, especially in high demand months from the spring to early fall. In the outlying systems solely served by groundwater, water from the wells enters directly into the distribution system to serve area customers.

The water system also currently includes twelve active storage tanks, with over 22.55 million gallons of combined storage capacity. Two additional separate MID maintained tanks provide the system with additional storage capacity of up to 10 million gallons.

City staff completed a Water Master Plan (WMP) and the associated Environmental Impact Report (EIR) in 2020. An update to the Water System Engineer’s Report was also completed in September of 2022. These documents are used for both short and long-range planning and provides an updated evaluation of the City’s water system and clearly identifies feasible projects to ensure that a reliable quantity and quality of water will be provided to existing and future customers for years to come. They will also be key supporting documents in the updating of the City’s General Plan to help guide new development.



CITY OF MODESTO

Water Master Plan

WEST YOST ASSOCIATES

HIGHLIGHTS

The FY 2025-2026 Capital Improvement Program emphasizes the City’s commitment to meet both the current and long-range water needs of the community. New wells, tanks, water mains, wellhead treatment, water meters, and other system improvements will enhance capacity and delivery.

Funding for the City water system operations and ongoing capital improvement water projects depends largely on the revenue received from collected water rates and water connection fees.

The City’s water system faces significant challenges, including drought impacts, loss of wells from contamination, potential loss of surface supply due to environmental rulings, water pressure concerns, and aged infrastructure in older areas of the system. The AB 2572 state-mandated metering program has been completed ahead of 2025 deadline and all water services are metered with automated meter readings and customers are billed by volumetric usage.

City staff continues to work collaboratively with other regional agencies to develop projects that address local groundwater issues under the Sustainable Groundwater Management Act (SGMA).

MAJOR ACCOMPLISHMENTS

Completed Projects:

- Empire Yosemite Blvd. Water Main Crossings
- Colorado Water Main Upgrade
- Sylvan Water Main Upgrade
- La Loma Phase 3A Strengthen & Replace Water Mains
- La Loma Phase 2C Strengthen & Replace Water Mains
- Grayson Well 69 Surface Improvements

Ongoing Activities (Currently in Construction):

- J.M. Pike Park Strengthen & Replace Water Mains
- Well 312 Treatment System & Flush Line Project
- Bret Harte Neighborhood Phase 1 Strengthen & Replace Water Mains
- Coffee Road Strengthen & Replace Water Mains

Various Water Projects are scheduled to begin construction by FY 2025-26:

- Various Well Flushlines 40, 41, 265 Improvements
- S. Modesto Areas Strengthen & Replace Water Mains – Phase 1



- Bystrum Area Strengthen & Replace Water Mains – Phase 1
- Hwy 99 Strengthen & Replace Water Main Crossings
- Riverdale Water System Consolidation Project

The following major projects are in the design phase:

- 7th Street Bridge Water Main
- Empire Strengthen & Replace Water Mains – Phase 1
- Chicago-Paradise Area Strengthen & Replace Water Mains
- Paradise-Grimes-Ohio Area Strengthen & Replace Water Mains
- Hwy 99 S&R Water Main Crossings

Water Resources Engineering accomplishments:

- Preliminary Award of \$9.4M Groundwater Supply Contamination Prevention and Cleanup Grant
- Applied for \$5.4M in grants for SCADA Project

On-going Water Resources Engineering Projects:

- Supervisory Control And Data Acquisition (SCADA)
- Groundwater Cleanup Mitigation Project
- Updating Water System Computer Hydraulic Model

Scheduled Projects for FY 2025-26

- Conduct Modesto’s Water System Risk & Resiliency Assessment and Update the Emergency Response Plan
- Grant Application for Water System Extensions to Serve Stanislaus Elementary School
- Initiate Design for the Groundwater Supply Contamination Prevention and Cleanup Project
- Water System Asset Management Plan Gap Analysis

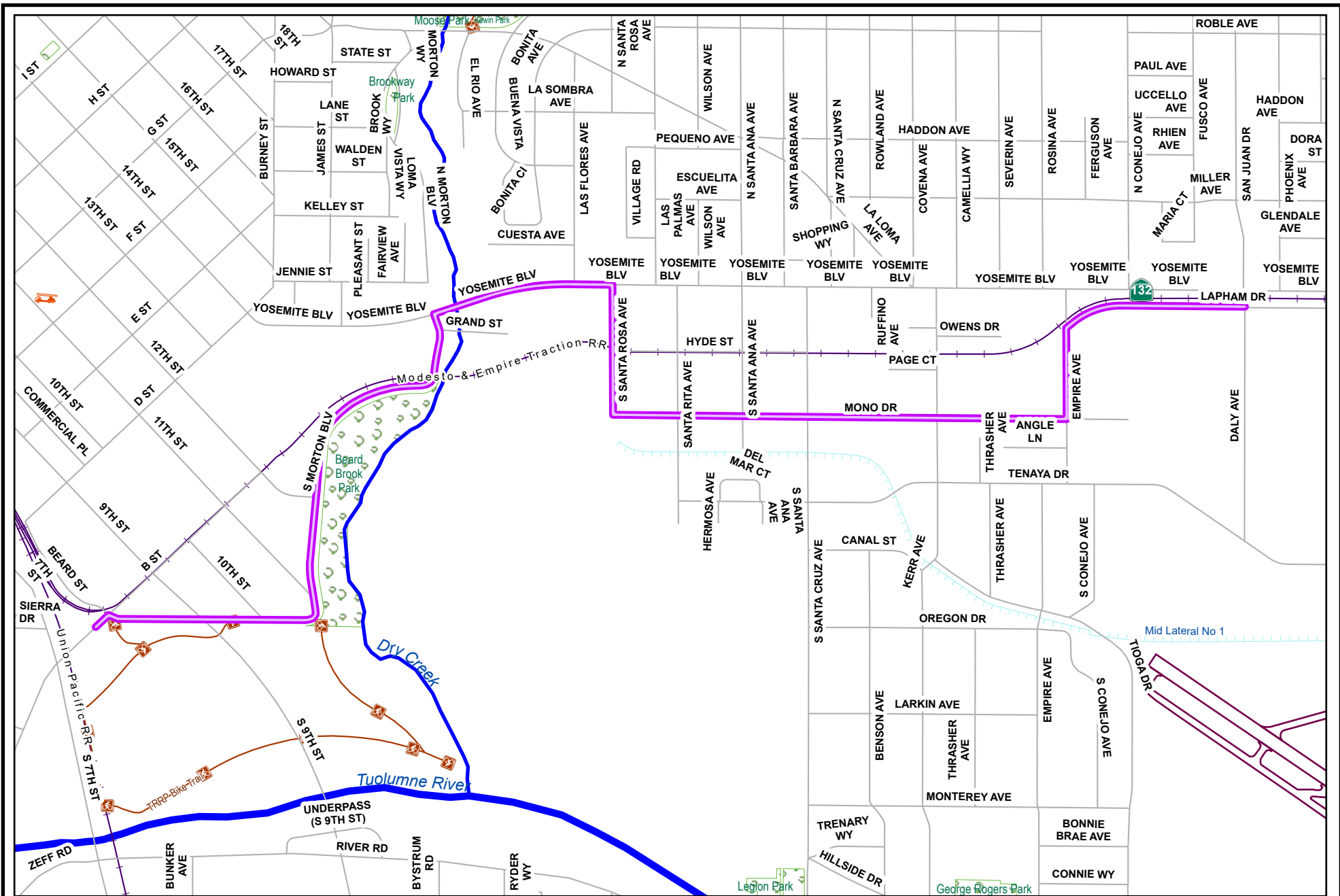
POLICY ISSUES

On August 22, 2023, the City adopted a five-year water rate plan that will end in FY 27-28. The rates are based on actual costs of service for water system reliability, water quality improvements, regulatory mandates, and to incorporate the new capital improvement program. City staff are actively monitoring the water fund to ensure that the City meets the revenue requirements for capital projects and adopted financial policies.

The 1996 Safe Drinking Water Act (SDWA) amendment requires that once every five years, the Environmental Protection Agency (EPA) must issue a new list of no more than 30 unregulated contaminants to be monitored by public water systems. The Fifth Unregulated Contaminant Monitoring Rule (UCMR5) required sample collection to be performed between 2023 and 2025 using analytical methods developed by the EPA and consensus organizations. These samples were taken during four consecutive quarters from fifty-three different



sampling sites and provides the EPA and other interested parties with scientifically valid data on the national occurrence of the selected contaminants in drinking water. UCMR5 sampling was completed in FY 24-25 and will not resume again for another five years.



City of Modesto

Project #: 100467
 UPP - DSI Yosemite Transmission Main



City of Modesto: 2026-30 Capital Improvement Program

UTL - DSI Yosemite Transmission Main (100467)

100467

Capital Un-sponsored

<i>Cost Center:</i> 49999	<i>Category:</i> Water	<i>Start Date:</i> 2007
<i>Hosting Fund:</i> Water Fund - CIP Projects-4180	<i>Type Class:</i> Water	<i>End Date:</i> 2027
<i>Element Listing:</i> Comm Svcs & Fac	<i>Area:</i> System Wide	<i>Status:</i> Active
<i>Classification:</i> Improvements	<i>Manager:</i> Vargas, Edgar	<i>Const. Code:</i> Not Awarded

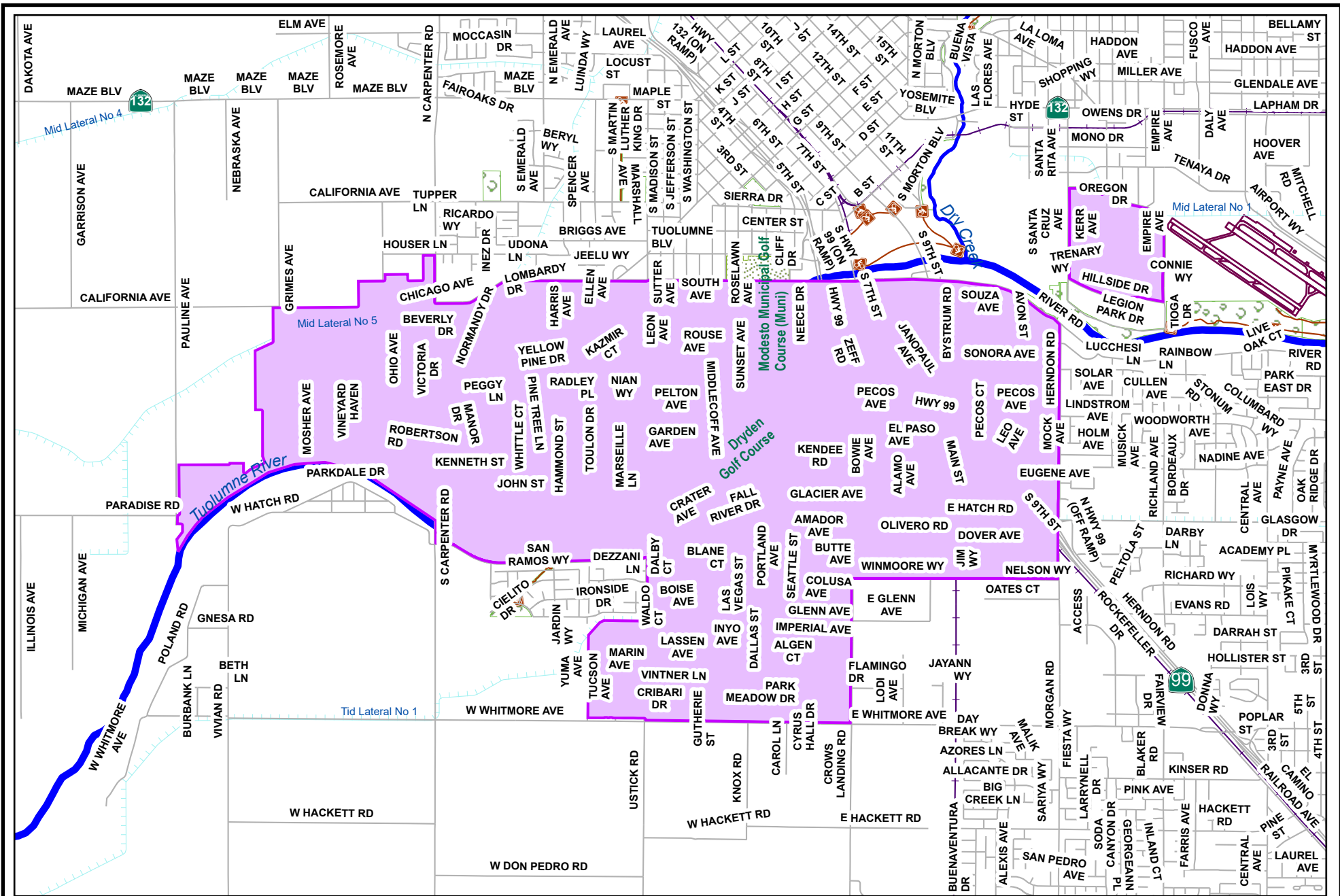
Proj Desc: This project will provide funding for the design, bid and construction of approximately 14,000 linear feet of 16-inch transmission main from the intersection of 7th/B St; in S. Morton, Yosemite Blvd, S. Santa Rosa, Mono Dr., Empire Ave and Lapham Dr to the intersection of Lapham and Spenker.

Proj Stat: Project is currently in design. Construction is anticipated to begin in FY 26/27.

Revenues	Budget	Actuals+Commit	Available	Prop. Inc./Dec. for 25-26	Bud + Prop. Incr/Decr	Avail.+ Prop. Incr/Decr	26-27	27-28	28-29	29-30	Total Budgeted up to 2030
47020 Refunds, Damages, and Cost Recovery	182	183	-1	0	182	-1	0	0	0	0	182
80501 Reserve - Bond Financing	3,000,000	0	3,000,000	0	3,000,000	3,000,000	0	0	0	0	3,000,000
Revenue Totals:	3,000,182	183	2,999,999	0	3,000,182	2,999,999	0	0	0	0	3,000,182

Expenditures	Budget	Actual+Commit	Available	Prop. Inc./Dec. for 25-26	Budget+Prop. Inc./Dec.	Avail.+Prop. Inc./Dec.	26-27	27-28	28-29	29-30	Total Budgeted up to 2030
CCF City Construct Force	25,000	0	25,000	0	25,000	25,000	0	0	0	0	25,000
EDA Eng/Design/Admin	2,002,737	1,820,046	182,691	0	2,002,737	182,691	0	0	0	0	2,002,737
LA Land Acquisition	1,632,780	1,632,779	1	0	1,632,780	1	0	0	0	0	1,632,780
Expenditure Totals:	3,660,517	3,452,825	207,692	0	3,660,517	207,692	0	0	0	0	3,660,517

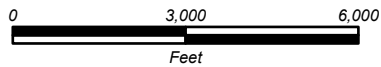
Fund Balance Required	Budget+Prop. Inc./Dec.	Available+Prop. Inc./Dec.
Water Fund - CIP Projects-4180	660,335	-2,792,308



City of Modesto

Project #: 100576

PW - Residential Meter Installation - South



City of Modesto: 2026-30 Capital Improvement Program

UTL - Residential Meter Installation - South Modesto

100576
Capital Un-sponsored

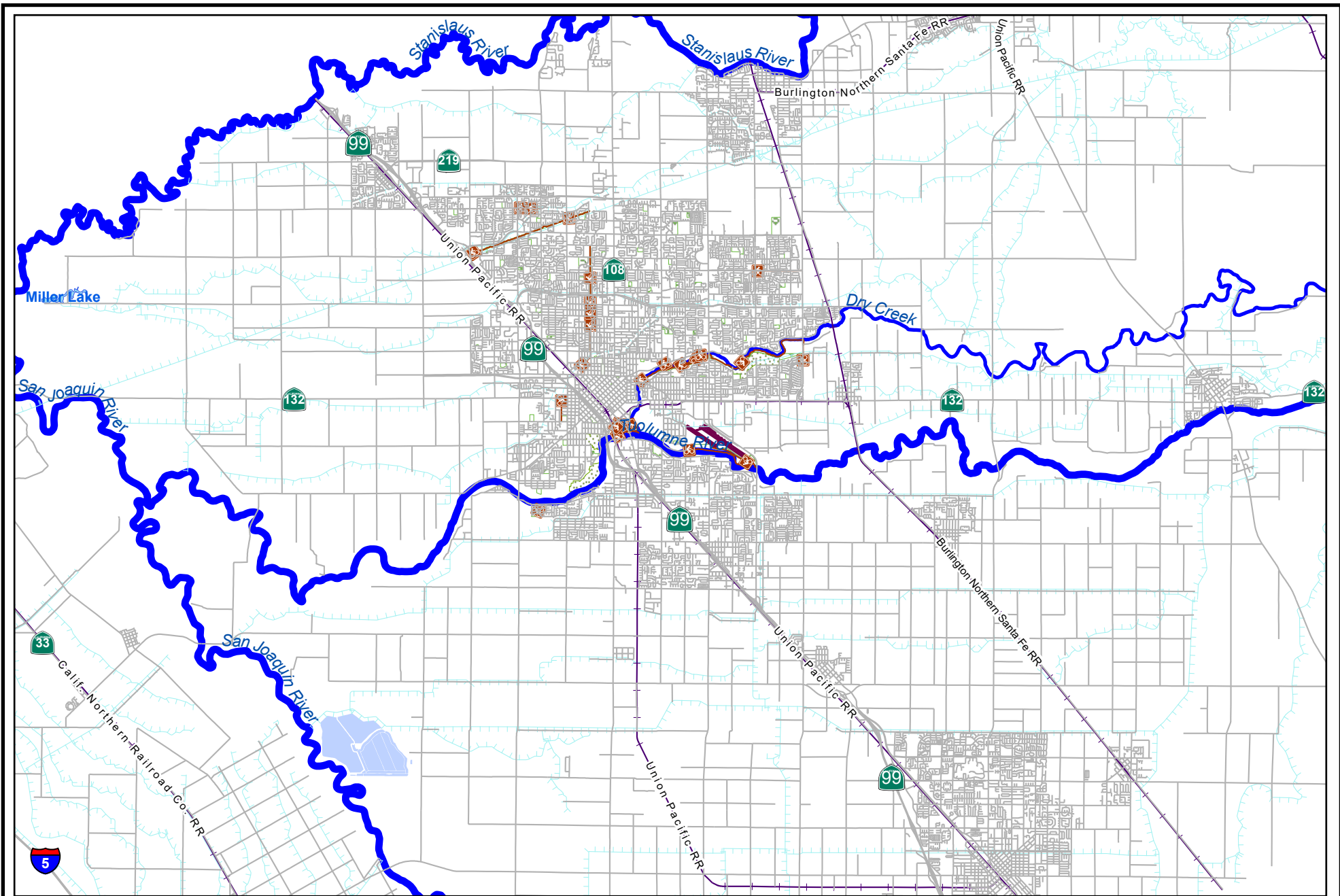
<i>Cost Center:</i> 59999	<i>Category:</i> Water	<i>Start Date:</i>
<i>Hosting Fund:</i> Water Fund - CIP Projects-4180	<i>Type Class:</i> Water	<i>End Date:</i>
<i>Element Listing:</i> Comm Svcs & Fac	<i>Area:</i> System Wide	<i>Status:</i> Closed
<i>Classification:</i> Improvements	<i>Manager:</i> Savidge, David L	<i>Const. Code:</i> To be Closed

Proj Desc:

Proj Stat:

Expenditures	Budget	Actual+Commit	Available	Prop. Inc./Dec. for 25-26	Budget+Prop. Inc./Dec.	Avail.+Prop. Inc./Dec.	26-27	27-28	28-29	29-30	Total Budgeted up to 2030
CCF City Construct Force	6,956,566	6,956,040	526	0	6,956,566	526	0	0	0	0	6,956,566
Expenditure Totals:	6,956,566	6,956,040	526	0	6,956,566	526	0	0	0	0	6,956,566

Fund Balance Required	Budget+Prop. Inc./Dec.	Available+Prop. Inc./Dec.
Water Fund - CIP Projects-4180	6,956,566	526



City of Modesto

Project #: 100695
 UPP - Water Fund Master Plan



Page Number: 45



City of Modesto: 2026-30 Capital Improvement Program

UTL - Water Fund Master Plan

100695
Capital Un-sponsored

<i>Cost Center:</i> 49999	<i>Category:</i> Water	<i>Start Date:</i>
<i>Hosting Fund:</i> Water Fund - CIP Projects-4180	<i>Type Class:</i> Water	<i>End Date:</i>
<i>Element Listing:</i> Comm Svcs & Fac	<i>Area:</i> System Wide	<i>Status:</i> Closed
<i>Classification:</i> Improvements	<i>Manager:</i> Alves, Alfred James	<i>Const. Code:</i> To be Closed

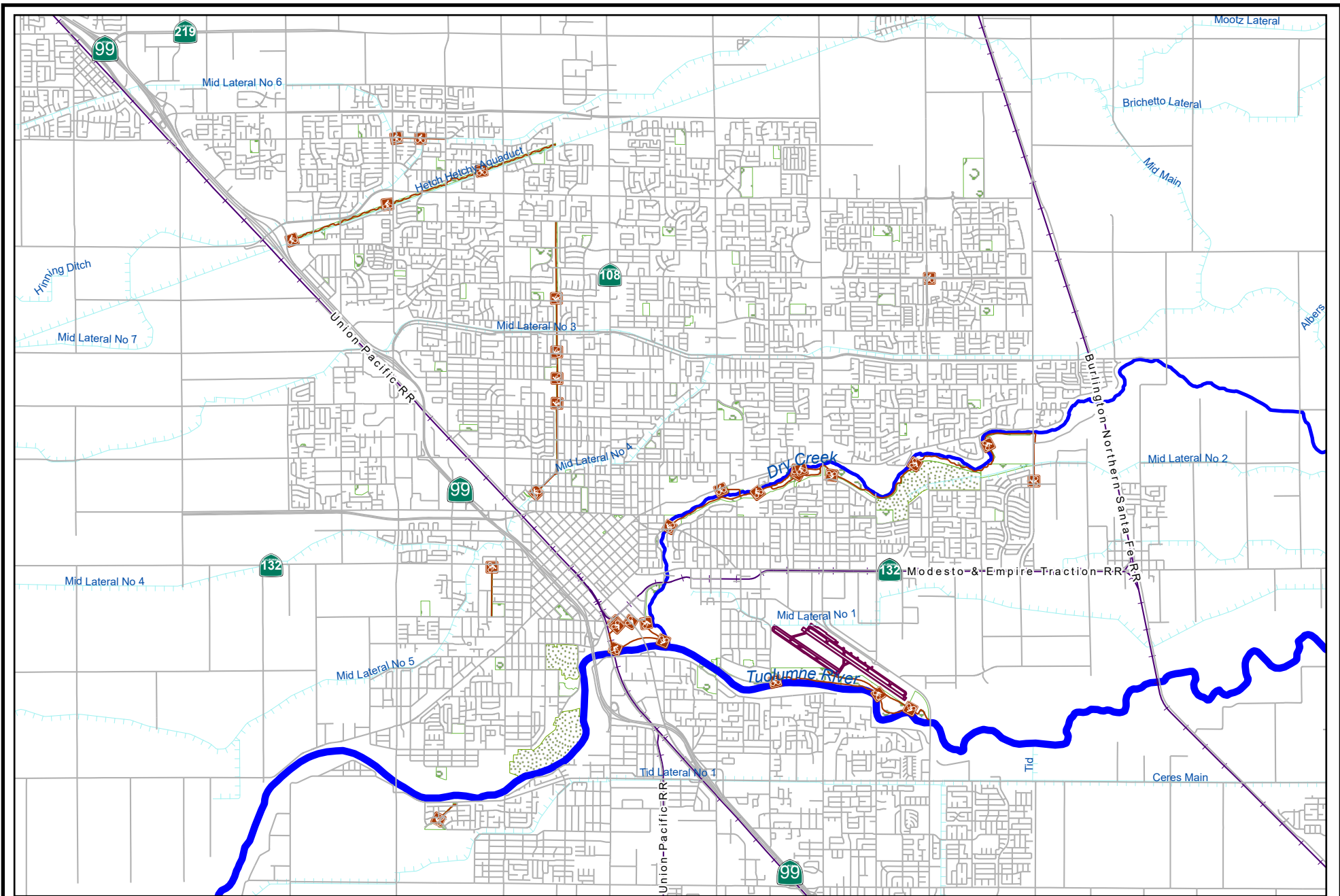
Proj Desc:

Proj Stat:

Revenues	Budget	Actuals+Commit	Available	Prop. Inc./Dec. for 25-26	Bud + Prop. Incr/Decr	Avail.+ Prop. Incr/Decr	26-27	27-28	28-29	29-30	Total Budgeted up to 2030
42402 Intergov - Local - City of Ceres	0	22,527	-22,527	0	0	-22,527	0	0	0	0	0
42418 Intergov - Local - City of Hughson	0	8,836	-8,836	0	0	-8,836	0	0	0	0	0
42510 Intergov - Other Government Agencies	0	29,633	-29,633	0	0	-29,633	0	0	0	0	0
Revenue Totals:	0	60,996	-60,996	0	0	-60,996	0	0	0	0	0

Expenditures	Budget	Actual+Commit	Available	Prop. Inc./Dec. for 25-26	Budget+Prop. Inc./Dec.	Avail.+Prop. Inc./Dec.	26-27	27-28	28-29	29-30	Total Budgeted up to 2030
EDA Eng/Design/Admin	2,114,776	1,889,539	225,237	0	2,114,776	225,237	0	0	0	0	2,114,776
ENV ENV Environmental	3,500	3,027	473	0	3,500	473	0	0	0	0	3,500
Expenditure Totals:	2,118,276	1,892,566	225,710	0	2,118,276	225,710	0	0	0	0	2,118,276

Fund Balance Required	Budget+Prop. Inc./Dec.	Available+Prop. Inc./Dec.
Water Fund - CIP Projects-4180	2,118,276	286,706



City of Modesto
 Project #: 100798
 PW - Installation of Flush Lines



City of Modesto: 2026-30 Capital Improvement Program

UTL - Installation of Flush Lines

100798

Capital Un-sponsored

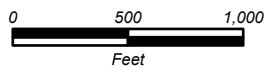
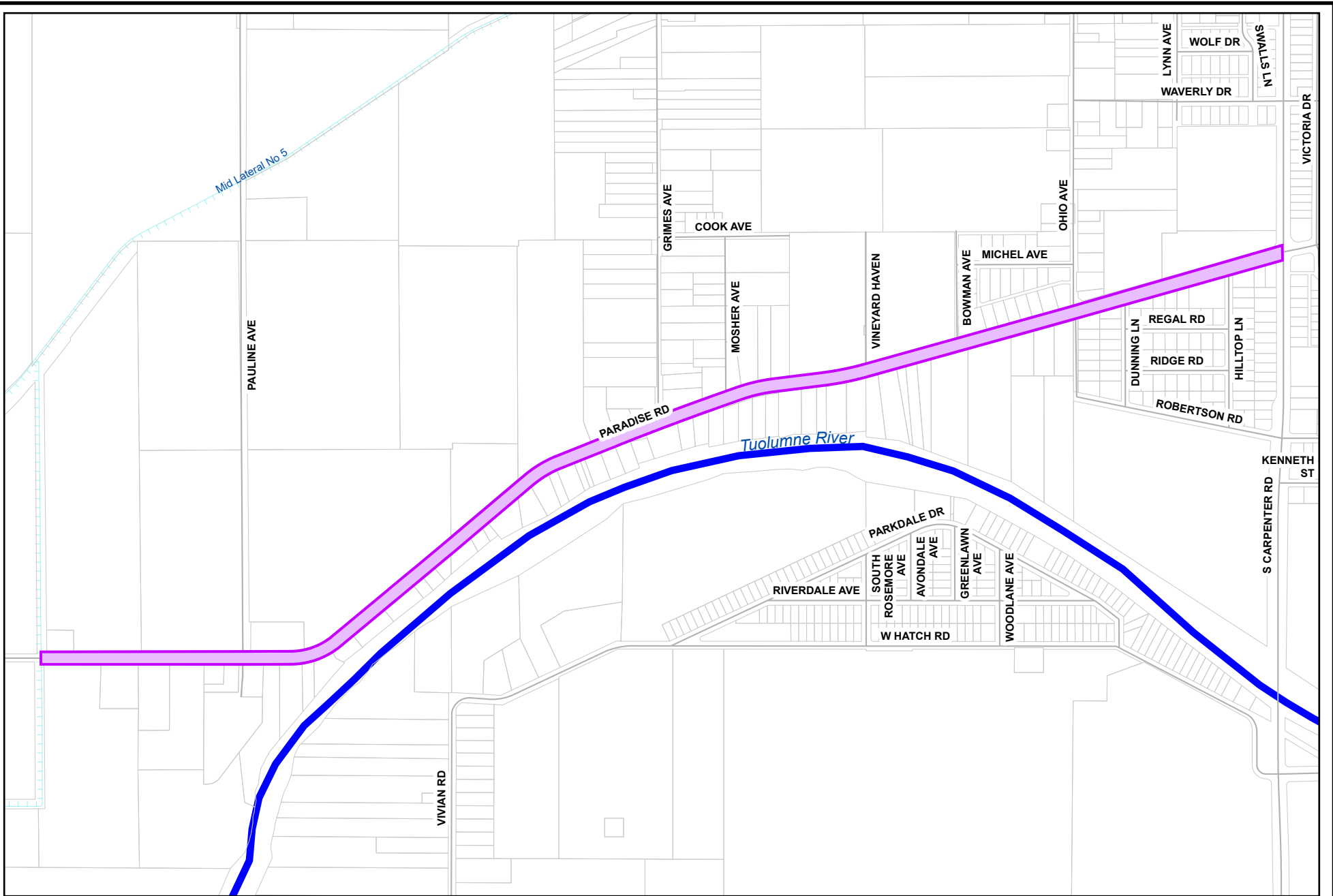
<i>Cost Center:</i> 59999	<i>Category:</i> Water	<i>Start Date:</i> 2020
<i>Hosting Fund:</i> Water Fund - CIP Projects-4180	<i>Type Class:</i> Water	<i>End Date:</i> 2026
<i>Element Listing:</i> Comm Svcs & Fac	<i>Area:</i> Within City	<i>Status:</i> Active
<i>Classification:</i> Improv	<i>Manager:</i> Vargas, Edgar	<i>Const. Code:</i> Not Awarded

Proj Desc: This project will install flush lines at well sites 40, 41 & 265. Installing flush lines will facilitate the flushing and sampling process prior to bringing wells back online when there has been contamination.

Proj Stat: Project is currently at 95% design. Construction anticipated to begin in FY 25/26.

Expenditures	Budget	Actual+Commit	Available	Prop. Inc./Dec. for 25-26	Budget+Prop. Inc./Dec.	Avail.+Prop. Inc./Dec.	26-27	27-28	28-29	29-30	Total Budgeted up to 2030
CA Construction Admin	160,000	879	159,121	0	160,000	159,121	0	0	0	0	160,000
CCF City Construct Force	300,000	163,550	136,450	0	300,000	136,450	0	0	0	0	300,000
CON Construction	1,492,000	0	1,492,000	0	1,492,000	1,492,000	0	0	0	0	1,492,000
CTGY-CIP Contingency - CIP	160,000	0	160,000	0	160,000	160,000	0	0	0	0	160,000
EDA Eng/Design/Admin	312,000	190,601	121,399	0	312,000	121,399	0	0	0	0	312,000
Expenditure Totals:	2,424,000	355,030	2,068,970	0	2,424,000	2,068,970	0	0	0	0	2,424,000

Fund Balance Required	Budget+Prop. Inc./Dec.	Available+Prop. Inc./Dec.
Water Fund - CIP Projects-4180	2,424,000	2,068,970



City of Modesto

Project #: 100804
 UPP - Paradise Strengthen & Replace Water



City of Modesto: 2026-30 Capital Improvement Program

UTL - Paradise/Grimes/Ohio Area S&R Water Mains

100804

Capital Un-sponsored

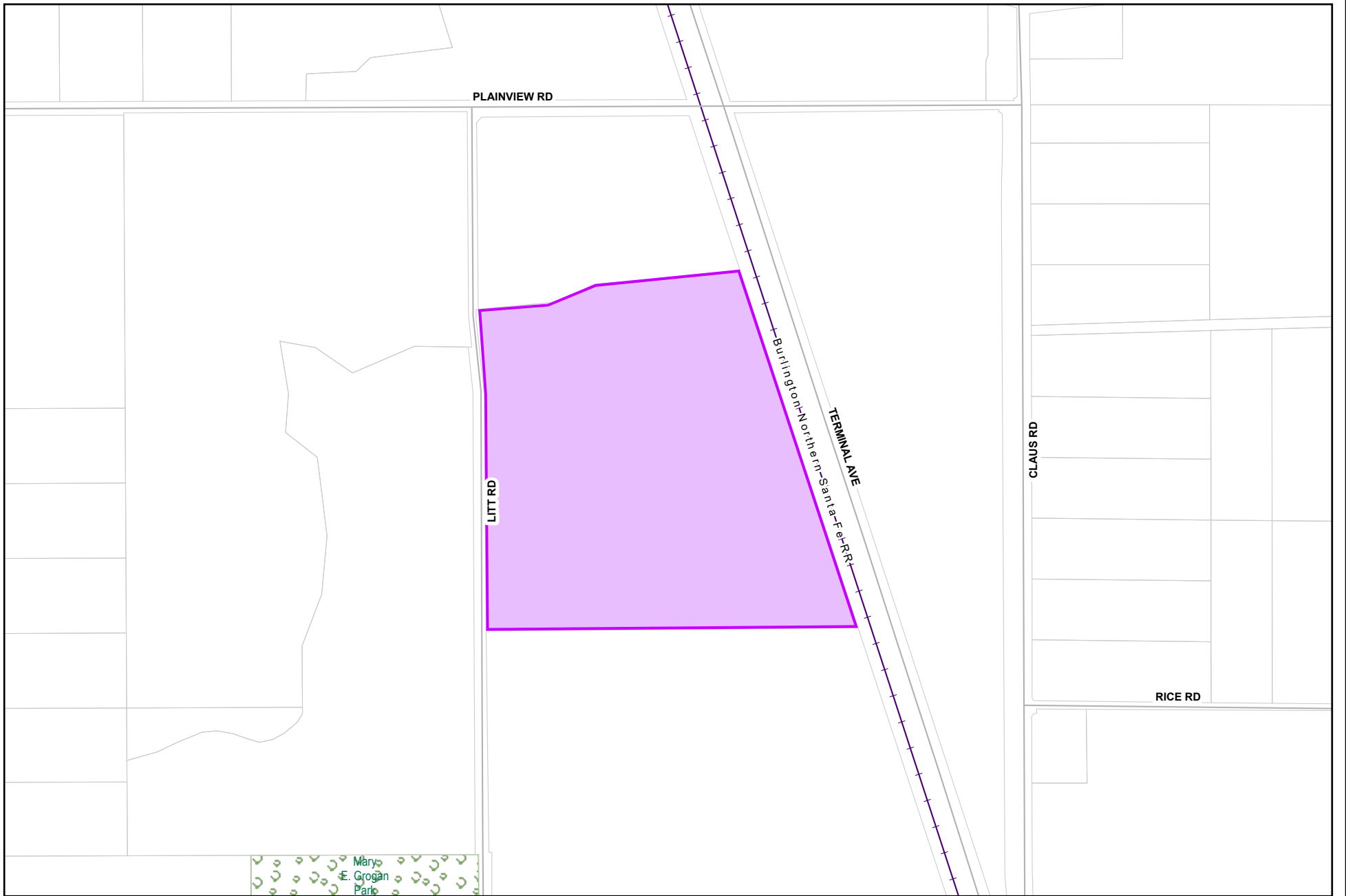
<i>Cost Center:</i> 59999	<i>Category:</i> Water	<i>Start Date:</i> 2014
<i>Hosting Fund:</i> Water Fund - CIP Projects-4180	<i>Type Class:</i> Water	<i>End Date:</i> 2027
<i>Element Listing:</i> Comm Svcs & Fac	<i>Area:</i> Within City	<i>Status:</i> Active
<i>Classification:</i> Improv	<i>Manager:</i> Vargas, Edgar	<i>Const. Code:</i> Not Awarded

Proj Desc: Existing water lines in the Paradise/Ohio/Grimes area are approximately 60 year old steel mains that are small in diameter and need to be replaced in accordance with industry standard practice. This project will provide funding to install new 8" and 12" water lines with individual residential services and additional fire hydrants to the neighborhood within Grimes Avenue north of Paradise, Ohio Ave north of Paradise to MID canal, Michael Ave, Mosher Ave and Paradise (Pauline to Ohio).

Proj Stat: Project is currently in design. Design is anticipated to be completed at the end of 2025. Construction is anticipated to begin in early 2026.

Expenditures	Budget	Actual+Commit	Available	Prop. Inc./Dec. for 25-26	Budget+Prop. Inc./Dec.	Avail.+Prop. Inc./Dec.	26-27	27-28	28-29	29-30	Total Budgeted up to 2030
CA Construction Admin	169,000	5,800	163,200	0	169,000	163,200	0	0	0	0	169,000
CCF City Construct Force	32,614	0	32,614	0	32,614	32,614	0	0	0	0	32,614
CON Construction	1,161,000	0	1,161,000	0	1,161,000	1,161,000	0	0	0	0	1,161,000
CTGY-CIP Contingency - CIP	210,000	0	210,000	0	210,000	210,000	0	0	0	0	210,000
EDA Eng/Design/Admin	1,150,000	677,227	472,773	0	1,150,000	472,773	0	0	0	0	1,150,000
LA Land Acquisition	15,000	4,000	11,000	0	15,000	11,000	0	0	0	0	15,000
Expenditure Totals:	2,737,614	687,026	2,050,588	0	2,737,614	2,050,588	0	0	0	0	2,737,614

Fund Balance Required	Budget+Prop. Inc./Dec.	Available+Prop. Inc./Dec.
Water Fund - CIP Projects-4180	2,737,614	2,050,588



City of Modesto

Project #: 100812
UPP - Water Corp Yard



City of Modesto: 2026-30 Capital Improvement Program

UTL - Water Corp Yard (Suspended)

100812
Capital Un-sponsored

<i>Cost Center:</i> 59999	<i>Category:</i> Water	<i>Start Date:</i>
<i>Hosting Fund:</i> Water Fund - CIP Projects-4180	<i>Type Class:</i> Water	<i>End Date:</i>
<i>Element Listing:</i> Comm Svcs & Fac	<i>Area:</i> Within City	<i>Status:</i> Closed
<i>Classification:</i> Improvements	<i>Manager:</i> Vargas, Edgar	<i>Const. Code:</i> To be Closed

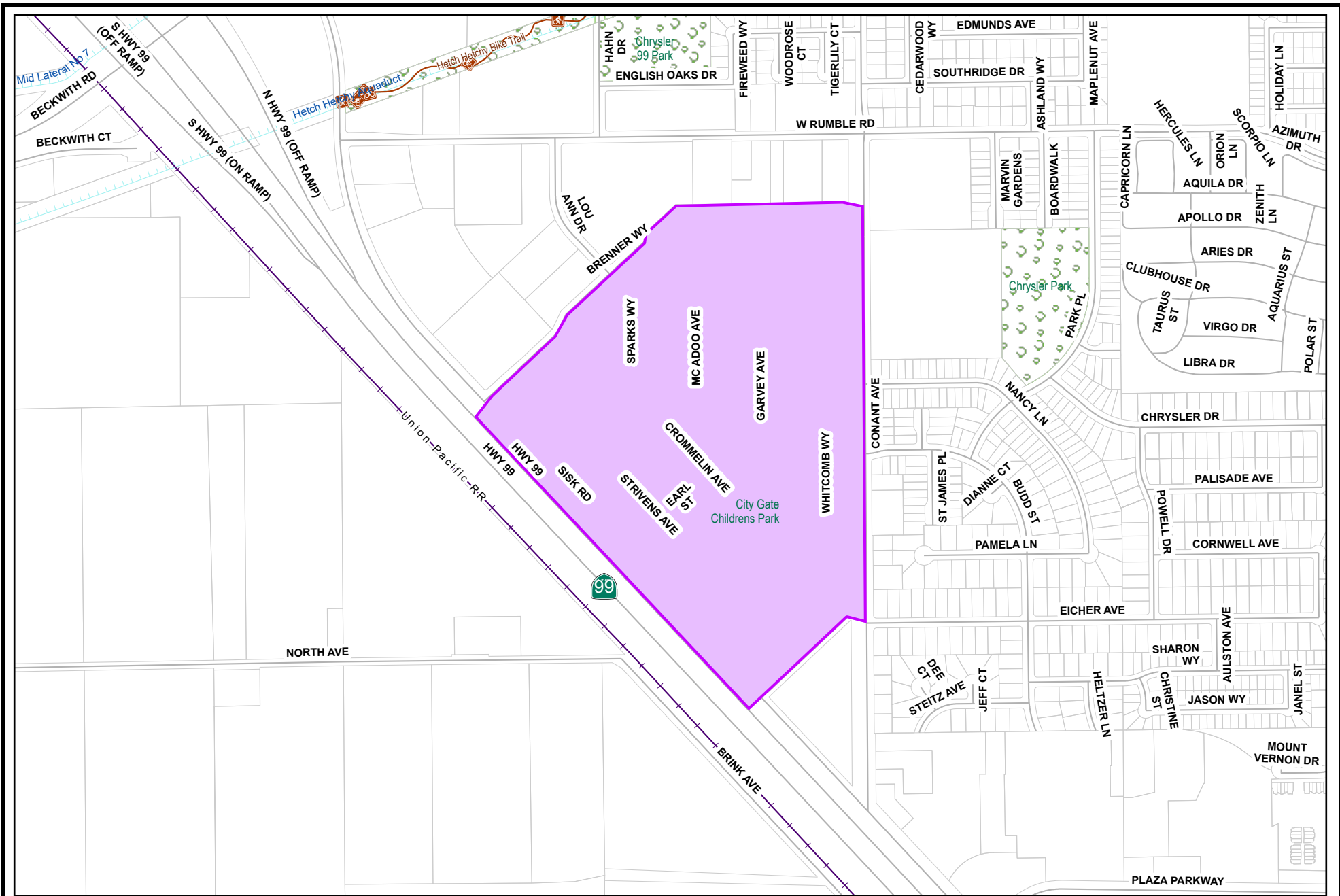
Proj Desc:

Proj Stat:

Revenues	Budget	Actuals+Commit	Available	Prop. Inc./Dec. for 25-26	Bud + Prop. Incr/Decr	Avail.+ Prop. Incr/Decr	26-27	27-28	28-29	29-30	Total Budgeted up to 2030
47020 Refunds, Damages, and Cost Recovery	0	5,081	-5,081	0	0	-5,081	0	0	0	0	0
Revenue Totals:	0	5,081	-5,081	0	0	-5,081	0	0	0	0	0

Expenditures	Budget	Actual+Commit	Available	Prop. Inc./Dec. for 25-26	Budget+Prop. Inc./Dec.	Avail.+Prop. Inc./Dec.	26-27	27-28	28-29	29-30	Total Budgeted up to 2030
CA Construction Admin	87,504	86,446	1,058	0	87,504	1,058	0	0	0	0	87,504
CCF City Constr Forces	77,096	76,533	563	0	77,096	563	0	0	0	0	77,096
CON Construction	13,650,000	13,650,000	0	0	13,650,000	0	0	0	0	0	13,650,000
CTGY-CIP Contingency - CIP	1,461,194	1,458,108	3,086	0	1,461,194	3,086	0	0	0	0	1,461,194
EDA Eng/Design/Admin	2,258,942	2,255,488	3,454	0	2,258,942	3,454	0	0	0	0	2,258,942
ENV CIP - Environmental	156,631	131,100	25,531	0	156,631	25,531	0	0	0	0	156,631
LA Land Acquisition	2,190,133	2,190,133	0	0	2,190,133	0	0	0	0	0	2,190,133
Expenditure Totals:	19,881,500	19,847,808	33,692	0	19,881,500	33,692	0	0	0	0	19,881,500

Fund Balance Required	Budget+Prop. Inc./Dec.	Available+Prop. Inc./Dec.
Water Fund - CIP Projects-4180	19,881,500	38,773



City of Modesto

Project #: 100846
 UTI - Highway Village Strengthen & Replace



City of Modesto: 2026-30 Capital Improvement Program

UTL - Highway Village Strengthen & Replace Water Mains (Suspended)

100846

Capital Un-sponsored

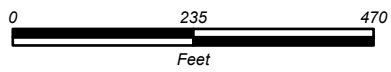
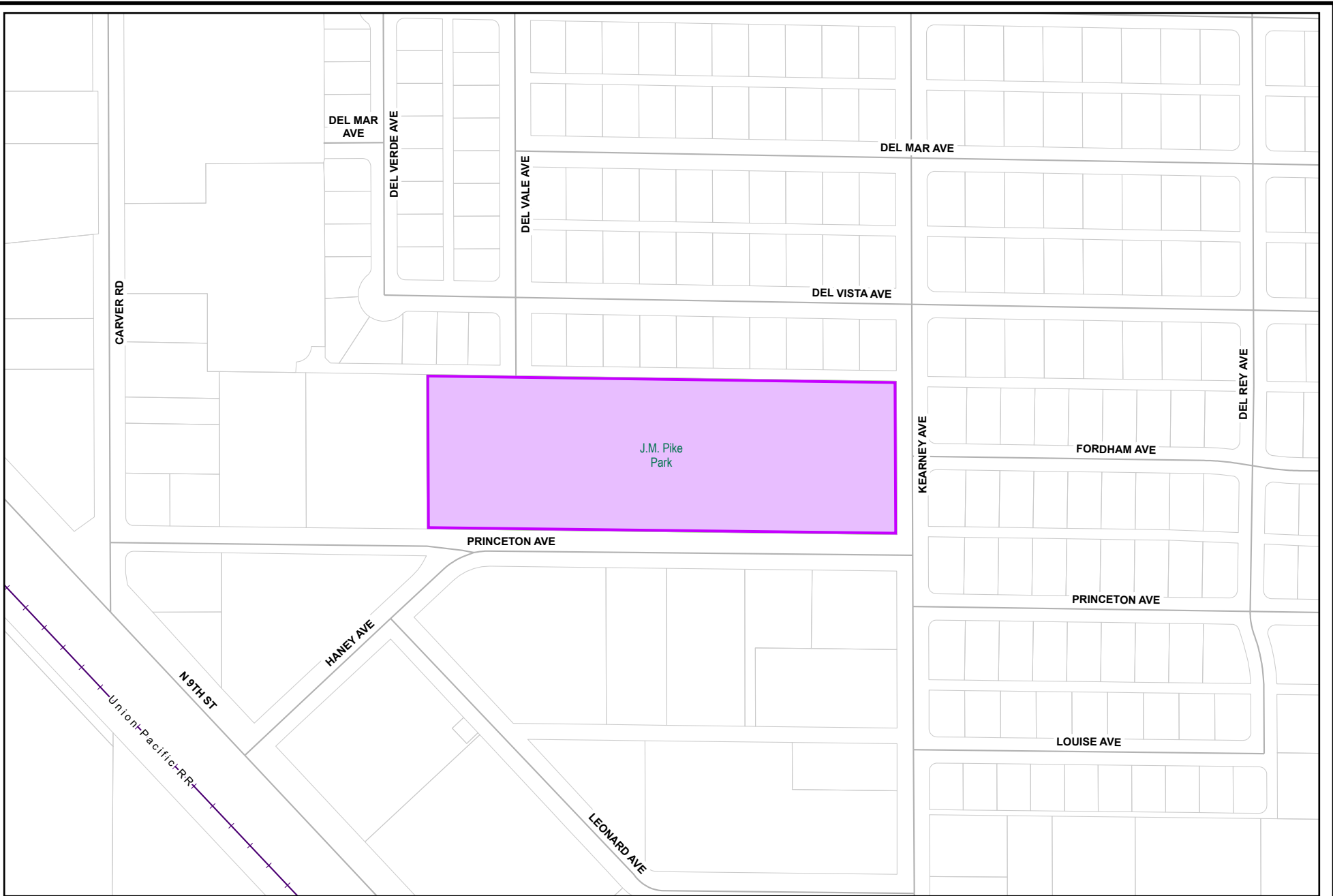
<i>Cost Center:</i> 49999	<i>Category:</i> Water	<i>Start Date:</i>
<i>Hosting Fund:</i> Water Fund - CIP Projects-4180	<i>Type Class:</i> Water	<i>End Date:</i>
<i>Element Listing:</i> Comm Svcs & Fac	<i>Area:</i> System Wide	<i>Status:</i> New
<i>Classification:</i> Replacement	<i>Manager:</i> Vargas, Edgar	<i>Const. Code:</i> To be Closed

Proj Desc: This project will provide funding to replace existing water mains within the Highway Village triangular area generally bounded by Conant on the East , Rumble on the North, and Sisk Road to the Southwest. Existing water mains in this area are old, undersized steel mains which are prone to leaking and low pressures. This project will replace the existing system with City standard water mains, valves and hydrants to improve system reliability, flows and pressures.

Proj Stat: Construction completed in FY 23/24. Project is currently in closeout process for Council acceptance.

Expenditures	Budget	Actual+Commit	Available	Prop. Inc./Dec. for 25-26	Budget+Prop. Inc./Dec.	Avail.+Prop. Inc./Dec.	26-27	27-28	28-29	29-30	Total Budgeted up to 2030
CA Construction Admin	811,261	804,344	6,917	0	811,261	6,917	0	0	0	0	811,261
CCF City Construct Force	50,000	43,229	6,771	0	50,000	6,771	0	0	0	0	50,000
CON Construction	4,074,652	3,705,761	368,892	0	4,074,652	368,892	0	0	0	0	4,074,652
CTGY-CIP Contingency - CIP	407,437	203,824	203,613	0	407,437	203,613	0	0	0	0	407,437
EDA Eng/Design/Admin	409,396	306,057	103,339	0	409,396	103,339	0	0	0	0	409,396
Expenditure Totals:	5,752,746	5,063,215	689,531	0	5,752,746	689,531	0	0	0	0	5,752,746

Fund Balance Required	Budget+Prop. Inc./Dec.	Available+Prop. Inc./Dec.
Water Fund - CIP Projects-4180	5,752,746	689,531



City of Modesto

Project #: 100851
UTL - Pike Park Neighborhood Strengthen &



City of Modesto: 2026-30 Capital Improvement Program

UTL - Pike Park Neighborhood Strengthen & Replace Water Mains

100851

Capital Un-sponsored

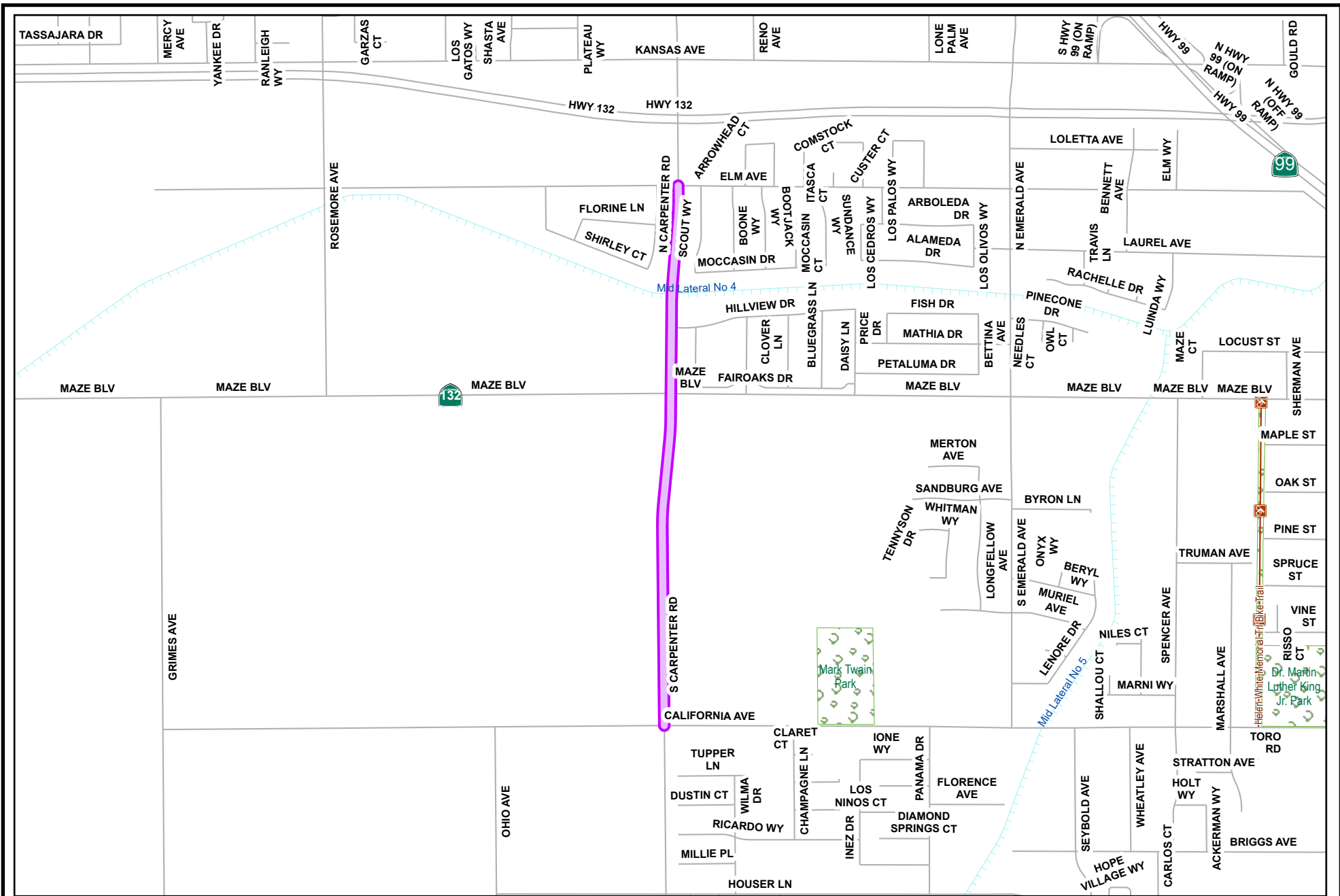
<i>Cost Center:</i> 49999	<i>Category:</i> Water	<i>Start Date:</i> 2022
<i>Hosting Fund:</i> Water Fund - CIP Projects-4180	<i>Type Class:</i> Water	<i>End Date:</i> 2025
<i>Element Listing:</i> Comm Svcs & Fac	<i>Area:</i> System Wide	<i>Status:</i> Active
<i>Classification:</i> Improv	<i>Manager:</i> Vargas, Edgar	<i>Const. Code:</i> Under Construction

Proj Desc: This project will provide funding to replace existing water mains within the Pike Park Neighborhood area generally bounded by Tully on the East , Roseburg on the North, Carver on the West, and Coldwell on the South. Existing water mains in this area are old, undersized steel mains which are prone to leaking and low pressures. This project will replace the existing system with City standard water mains, valves and hydrants to improve system reliability, flows and pressures.

Proj Stat: Construction began in FY 23/24 and is anticipated to be completed by the end of FY 24/25.

Expenditures	Budget	Actual+Commit	Available	Prop. Inc./Dec. for 25-26	Budget+Prop. Inc./Dec.	Avail.+Prop. Inc./Dec.	26-27	27-28	28-29	29-30	Total Budgeted up to 2030
CA Construction Admin	919,885	803,867	116,018	0	919,885	116,018	0	0	0	0	919,885
CCF City Construct Force	125,000	89,738	35,262	0	125,000	35,262	0	0	0	0	125,000
CON Construction	8,440,248	8,672,726	-232,478	0	8,440,248	-232,478	0	0	0	0	8,440,248
CTGY-CIP Contingency - CIP	844,025	336,023	508,002	0	844,025	508,002	0	0	0	0	844,025
EDA Eng/Design/Admin	970,424	913,426	56,998	0	970,424	56,998	0	0	0	0	970,424
Expenditure Totals:	11,299,582	10,815,779	483,803	0	11,299,582	483,803	0	0	0	0	11,299,582

Fund Balance Required	Budget+Prop. Inc./Dec.	Available+Prop. Inc./Dec.
Water Fund - CIP Projects-4180	11,299,582	483,803



City of Modesto

Project #: 100923
 UTL - SR 132 Relocate Water Mains



City of Modesto: 2026-30 Capital Improvement Program

UTL - SR 132 Relocation - Water Mains

100923
Capital Un-sponsored

<i>Cost Center:</i> 49999	<i>Category:</i> Water	<i>Start Date:</i>
<i>Hosting Fund:</i> Water Fund - CIP Projects-4180	<i>Type Class:</i> Water	<i>End Date:</i>
<i>Element Listing:</i> Comm Svcs & Fac	<i>Area:</i> System Wide	<i>Status:</i> Active
<i>Classification:</i> Replacement	<i>Manager:</i> Vargas, Edgar	<i>Const. Code:</i> To be Closed

Proj Desc: This project will provide funding for Phase 1A to replace and upsize an existing water main in Carpenter Road across from the proposed new SR132.

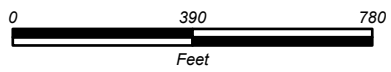
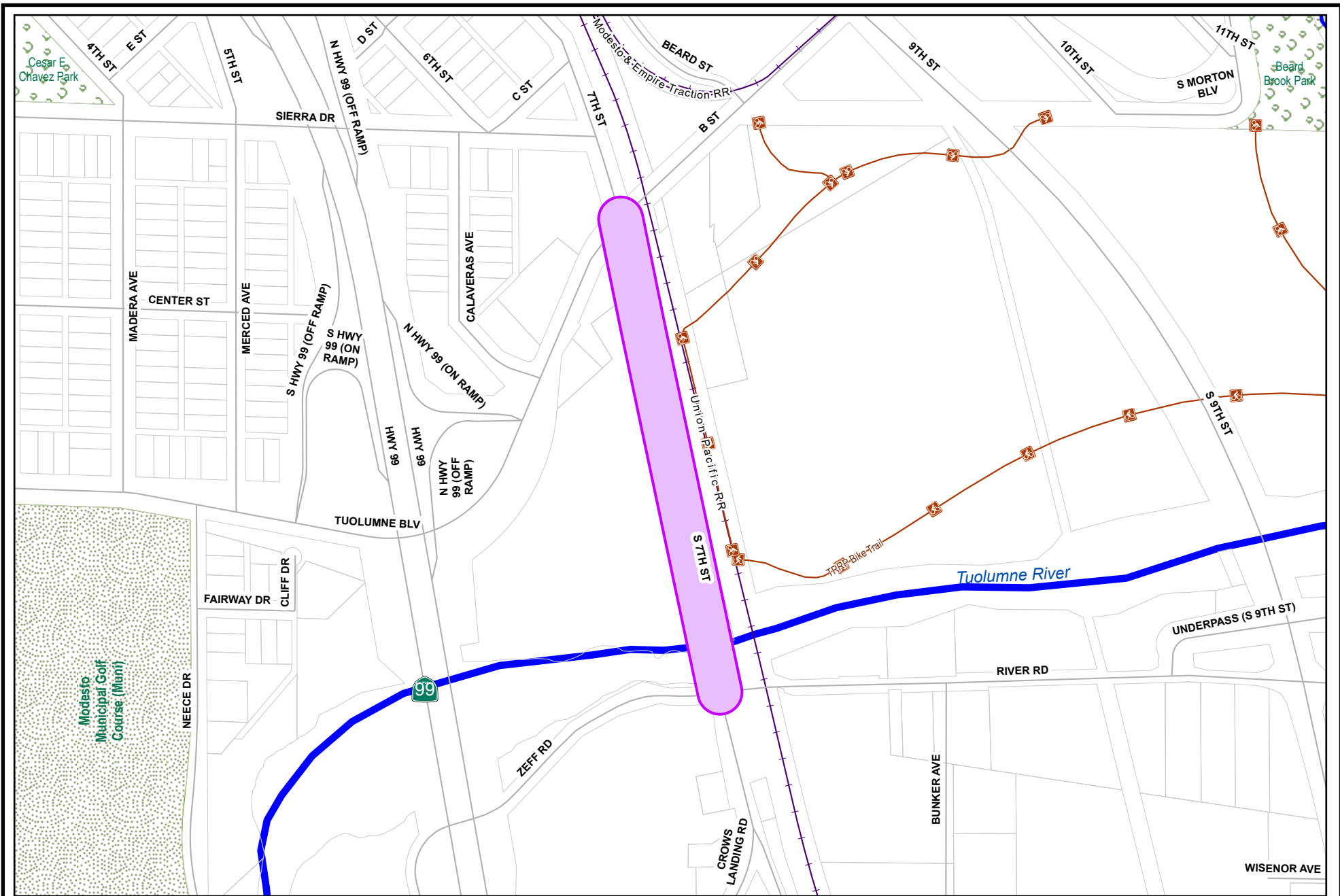
Other impacts occur at Rosemere, Emerald & Kansas where lines will be brought up to City standards or abandoned.

The design will be developed and incorporated into the Community Economic Development project SR132 construction documents.

Proj Stat: Project was completed in FY 22/23. Project closeout currently in progress.

Expenditures	Budget	Actual+Commit	Available	Prop. Inc./Dec. for 25-26	Budget+Prop. Inc./Dec.	Avail.+Prop. Inc./Dec.	26-27	27-28	28-29	29-30	Total Budgeted up to 2030
CA Construction Admin	72,721	0	72,721	0	72,721	72,721	0	0	0	0	72,721
CCF City Construct Force	40,000	69,164	-29,164	0	40,000	-29,164	0	0	0	0	40,000
CON Construction	673,339	581,524	91,815	0	673,339	91,815	0	0	0	0	673,339
CTGY Contingency - CIP	133,169	0	133,169	0	133,169	133,169	0	0	0	0	133,169
EDA Eng/Design/Admin	97,726	12,453	85,273	0	97,726	85,273	0	0	0	0	97,726
Expenditure Totals:	1,016,955	663,141	353,814	0	1,016,955	353,814	0	0	0	0	1,016,955

Fund Balance Required	Budget+Prop. Inc./Dec.	Available+Prop. Inc./Dec.
Water Fund - CIP Projects-4180	1,016,955	353,814



City of Modesto

Project #: 100933
 UTL - 7th Street Bridge Water Main



Page Number: 125



City of Modesto: 2026-30 Capital Improvement Program

UTL - 7th Street Bridge Water Main

100933

Capital Un-sponsored

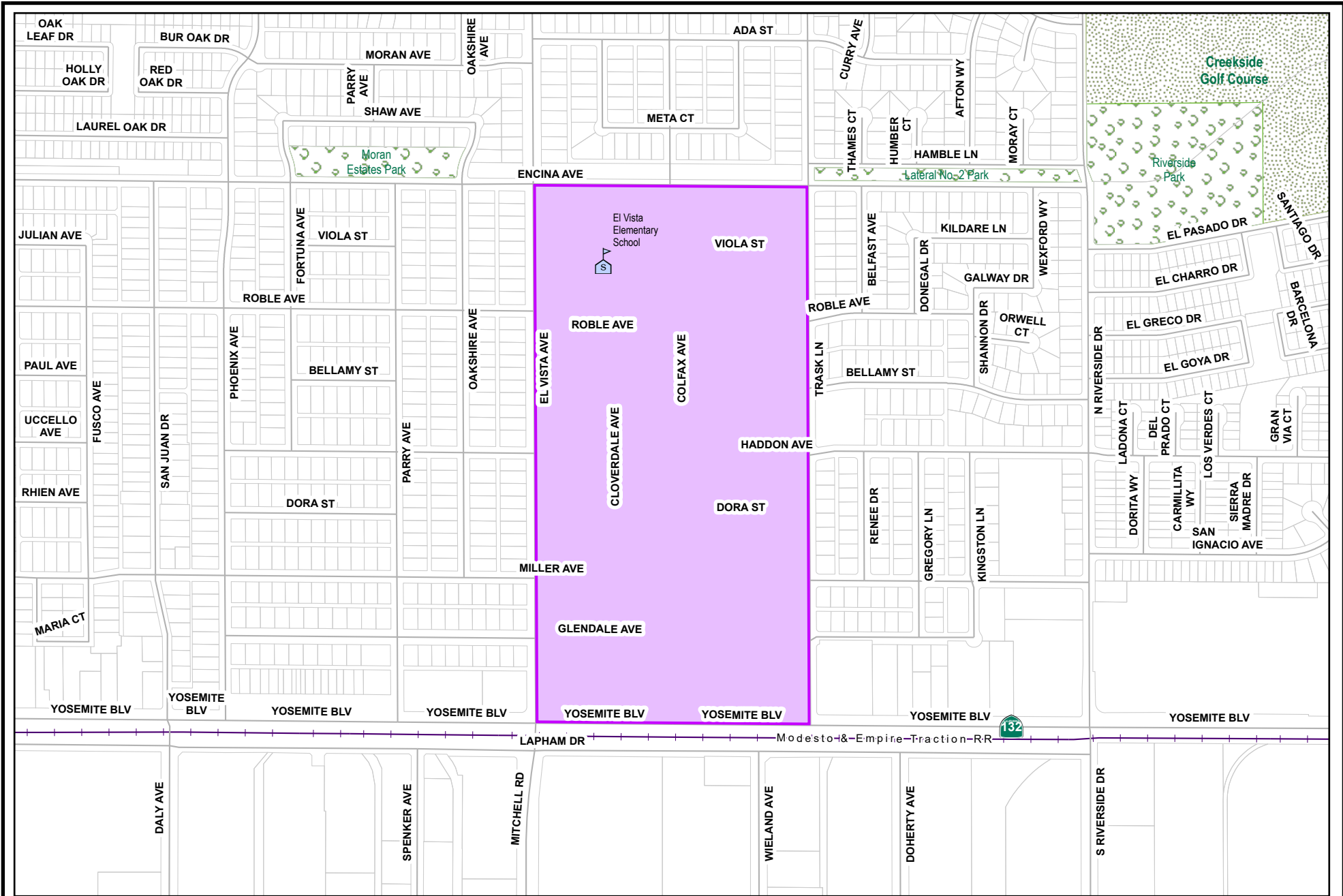
<i>Cost Center:</i> 49999	<i>Category:</i> Water	<i>Start Date:</i> 2017
<i>Hosting Fund:</i> Water Fund - CIP Projects-4180	<i>Type Class:</i> Water	<i>End Date:</i> 2028
<i>Element Listing:</i> Comm Svcs & Fac	<i>Area:</i> System Wide	<i>Status:</i> Active
<i>Classification:</i> Improvements	<i>Manager:</i> Vargas, Edgar	<i>Const. Code:</i> Not Awarded

Proj Desc: This project will provide funding for design and construction of a approximately 1,560 LF of new 16-inch water main in the 7th Street Bridge, in conjunction with the bridge replacement project. Stanislaus County is the lead agency, Phil Soares is the City contact, CH2MHill is the Consultant Engineer.

Proj Stat: The project is in environmental review process as of December 2015. Alternative 2B has been recommended and approved by Council. Bridge design has been completed and construction is anticipated to begin in FY 25/26.

Expenditures	Budget	Actual+Commit	Available	Prop. Inc./Dec. for 25-26	Budget+Prop. Inc./Dec.	Avail.+Prop. Inc./Dec.	26-27	27-28	28-29	29-30	Total Budgeted up to 2030
CA Construction Admin	100,000	0	100,000	0	100,000	100,000	0	0	0	0	100,000
CCF City Construct Force	50,000	0	50,000	0	50,000	50,000	0	0	0	0	50,000
CON Construction	850,000	29	849,971	0	850,000	849,971	0	0	0	0	850,000
CTGY-CIP Contingency - CIP	100,000	0	100,000	0	100,000	100,000	0	0	0	0	100,000
EDA Eng/Design/Admin	250,000	205,583	44,417	0	250,000	44,417	0	0	0	0	250,000
Expenditure Totals:	1,350,000	205,611	1,144,389	0	1,350,000	1,144,389	0	0	0	0	1,350,000

Fund Balance Required	Budget+Prop. Inc./Dec.	Available+Prop. Inc./Dec.
Water Fund - CIP Projects-4180	1,350,000	1,144,389



City of Modesto

Project #: 100953
 UTL - La Loma Phase 3A Strengthen and



City of Modesto: 2026-30 Capital Improvement Program

UTL - La Loma Phase 3A S&R Water Mains

100953

Capital Un-sponsored

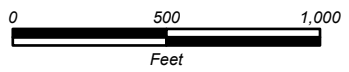
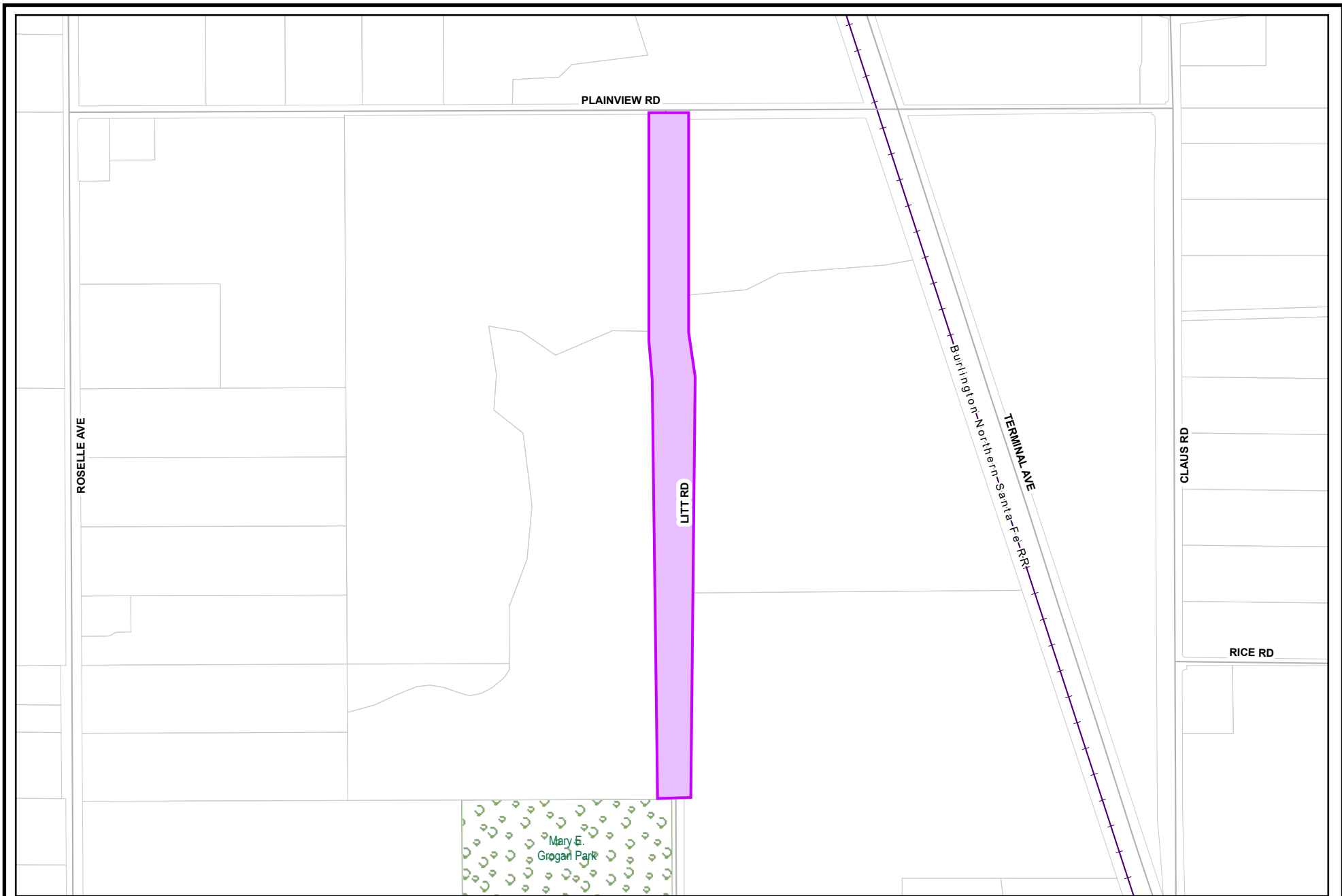
<i>Cost Center:</i> 49999	<i>Category:</i> Water	<i>Start Date:</i> 2017
<i>Hosting Fund:</i> Water Fund - CIP Projects-4180	<i>Type Class:</i> Water	<i>End Date:</i> 2024
<i>Element Listing:</i> Comm Svcs & Fac	<i>Area:</i> System Wide	<i>Status:</i> Active
<i>Classification:</i> Improv	<i>Manager:</i> Vargas, Edgar	<i>Const. Code:</i> Construction Completed

Proj Desc: This project will provide funding to replace approximately 16,400 LF of aged existing water mains within the La Loma Neighborhood generally bounded by Trask Ln on the East , Encina Ave on the North, and El Vista Ave on the West, and Yosemite Blvd on the South. Existing water mains in this area are old, undersized steel mains which are prone to leaking and low pressures. This project will replace the existing system with City standard water mains, valves and hydrants to improve system reliability, flows and pressures.

Proj Stat: Construction completed in FY 24/25. Project is currently in closeout process for Council acceptance.

Expenditures	Budget	Actual+Commit	Available	Prop. Inc./Dec. for 25-26	Budget+Prop. Inc./Dec.	Avail.+Prop. Inc./Dec.	26-27	27-28	28-29	29-30	Total Budgeted up to 2030
CA Construction Admin	625,934	316,185	309,749	0	625,934	309,749	0	0	0	0	625,934
CCF City Construct Force	93,439	76,913	16,526	0	93,439	16,526	0	0	0	0	93,439
CON Construction	6,229,282	6,211,242	18,040	0	6,229,282	18,040	0	0	0	0	6,229,282
CTGY-CIP Contingency - CIP	622,928	283,154	339,774	0	622,928	339,774	0	0	0	0	622,928
EDA Eng/Design/Admin	540,438	314,439	225,999	0	540,438	225,999	0	0	0	0	540,438
Expenditure Totals:	8,112,021	7,201,932	910,089	0	8,112,021	910,089	0	0	0	0	8,112,021

Fund Balance Required	Budget+Prop. Inc./Dec.	Available+Prop. Inc./Dec.
Water Fund - CIP Projects-4180	8,112,021	910,089



City of Modesto

Project #: 101001
UPP - Litt Road Improvements (Grogan



City of Modesto: 2026-30 Capital Improvement Program

UPP - Litt Road Improvements (Grogan Park to Plainview) (Suspended)

101001

Capital Un-sponsored

<i>Cost Center:</i> 49999	<i>Category:</i> Water	<i>Start Date:</i>
<i>Hosting Fund:</i> Water Fund - CIP Projects-4180	<i>Type Class:</i> Water	<i>End Date:</i>
<i>Element Listing:</i> Comm Svcs & Fac	<i>Area:</i> System Wide	<i>Status:</i> Closed
<i>Classification:</i> Maintenance	<i>Manager:</i> Vargas, Edgar	<i>Const. Code:</i> To be Closed

Proj Desc:

Proj Stat:

Expenditures	Budget	Actual+Commit	Available	Prop. Inc./Dec. for 25-26	Budget+Prop. Inc./Dec.	Avail.+Prop. Inc./Dec.	26-27	27-28	28-29	29-30	Total Budgeted up to 2030
CA Construction Admin	155,000	152,382	2,618	0	155,000	2,618	0	0	0	0	155,000
CCF City Construct Force	0	0	0	0	0	0	0	0	0	0	0
CON Construction	1,300,000	1,085,100	214,900	0	1,300,000	214,900	0	0	0	0	1,300,000
CTGY-CIP Contingency - CIP	535,000	305,638	229,362	0	535,000	229,362	0	0	0	0	535,000
EDA Eng/Design/Admin	70,000	62,665	7,336	0	70,000	7,336	0	0	0	0	70,000
Expenditure Totals:	2,060,000	1,605,784	454,216	0	2,060,000	454,216	0	0	0	0	2,060,000

Fund Balance Required	Budget+Prop. Inc./Dec.	Available+Prop. Inc./Dec.
Water Fund - CIP Projects-4180	2,060,000	454,216

City of Modesto: 2026-30 Capital Improvement Program

UTL - La Loma Phase 2C Strengthen and Replace Water Mains

101057

Capital Un-sponsored

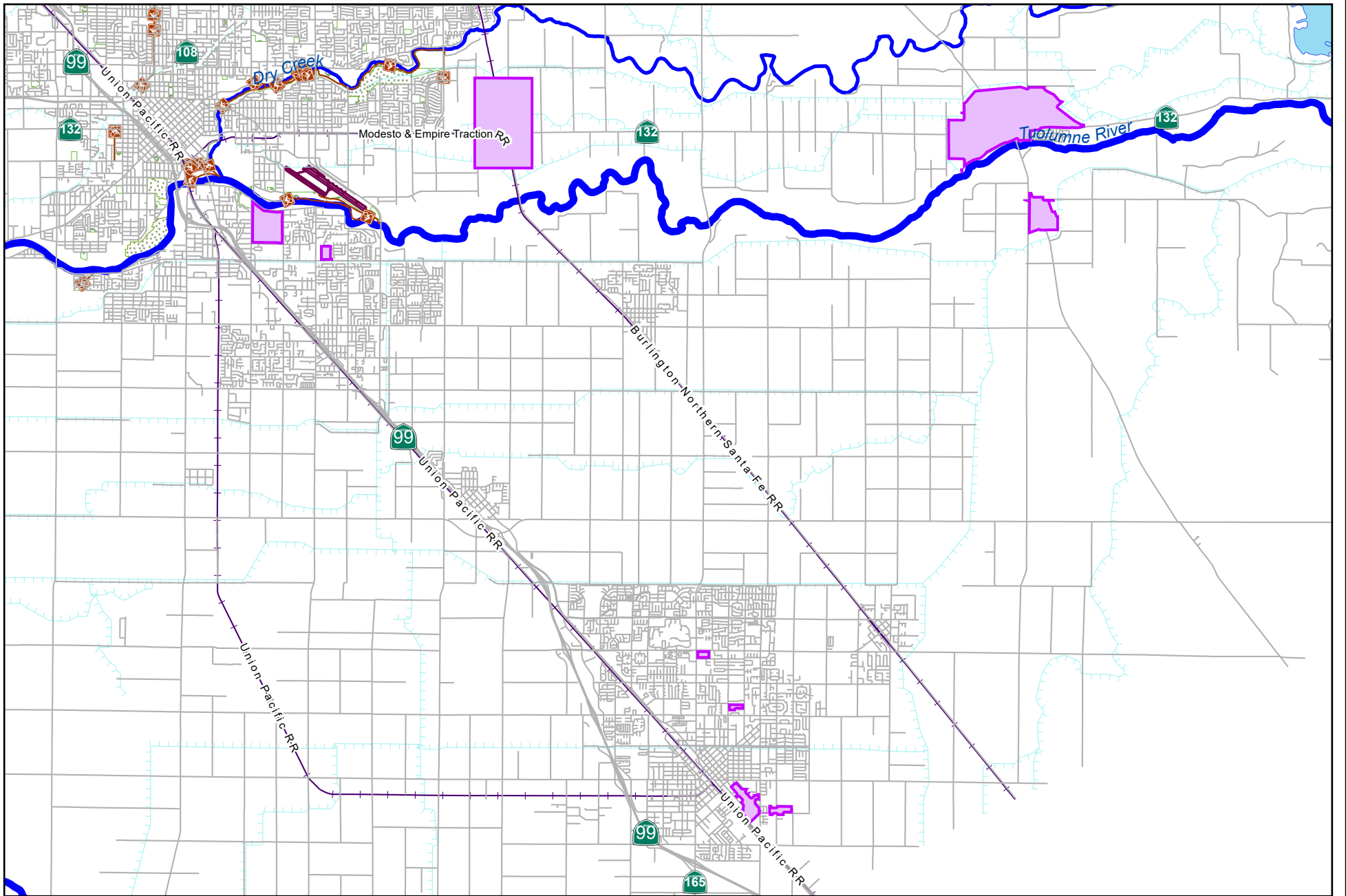
<i>Cost Center:</i> 49999	<i>Category:</i> Water	<i>Start Date:</i> 2017
<i>Hosting Fund:</i> Water Fund - CIP Projects-4180	<i>Type Class:</i> Water	<i>End Date:</i> 2025
<i>Element Listing:</i> Comm Svcs & Fac	<i>Area:</i> System Wide	<i>Status:</i> Active
<i>Classification:</i> Improvements	<i>Manager:</i> Vargas, Edgar	<i>Const. Code:</i> Construction Completed

Proj Desc: Existing waterlines in the La Loma area are approximately 60 year old steel mains that are small in diameter and need to be replaced in accordance with industry standard practice. The project is to provide funding to install new 8" and 12" waterlines with individual residential services and additional fire hydrants. The project will replace approximately 23,000 LF of new City standard water mains in the area generally bounded by Encina on the north, Yosemite Blvd on the south, San Juan Dr on the east and Rowland Ave to the west. The project area is the second of four phases (2A, 2B, 2C and 2D). Phase 2B was funded through CIP 100797 and phase 2A and 2D will be designed and constructed as a part of separate CIPs.

Proj Stat: Construction completed in FY 24/25. Project is currently in the closeout process for Council acceptance.

Expenditures	Budget	Actual+Commit	Available	Prop. Inc./Dec. for 25-26	Budget+Prop. Inc./Dec.	Avail.+Prop. Inc./Dec.	26-27	27-28	28-29	29-30	Total Budgeted up to 2030
CA Construction Admin	1,076,235	921,129	155,106	0	1,076,235	155,106	0	0	0	0	1,076,235
CC Consultant Charges	0	630	-630	0	0	-630	0	0	0	0	0
CCF City Construct Force	40,000	62,385	-22,385	0	40,000	-22,385	0	0	0	0	40,000
CON Construction	7,755,825	7,757,952	-2,127	0	7,755,825	-2,127	0	0	0	0	7,755,825
CTGY-CIP Contingency - CIP	775,583	766,544	9,039	0	775,583	9,039	0	0	0	0	775,583
EDA Eng/Design/Admin	315,498	102,561	212,937	0	315,498	212,937	0	0	0	0	315,498
Expenditure Totals:	9,963,141	9,611,201	351,940	0	9,963,141	351,940	0	0	0	0	9,963,141

Fund Balance Required	Budget+Prop. Inc./Dec.	Available+Prop. Inc./Dec.
Water Fund - CIP Projects-4180	9,963,141	351,940



City of Modesto

Project #: 101069

UTL - Empire Strengthen and Replace Water



City of Modesto: 2026-30 Capital Improvement Program

UTL - Empire S&R Water Mains Ph1

101069

Capital Un-sponsored

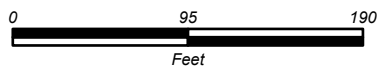
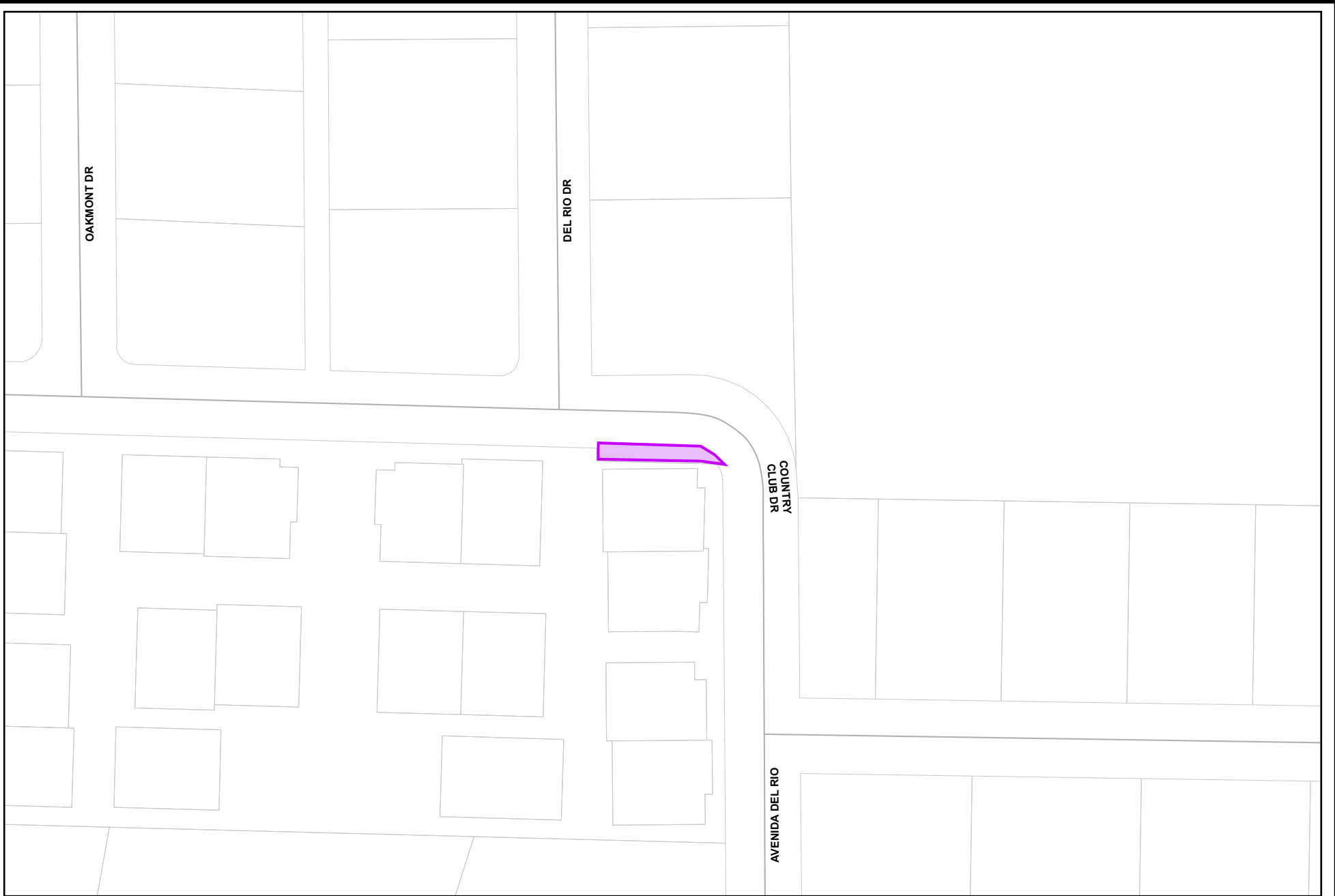
<i>Cost Center:</i> 49999	<i>Category:</i> Water	<i>Start Date:</i> 2018
<i>Hosting Fund:</i> Water Fund - CIP Projects-4180	<i>Type Class:</i> Water	<i>End Date:</i> 2027
<i>Element Listing:</i> Comm Svcs & Fac	<i>Area:</i> System Wide	<i>Status:</i> Active
<i>Classification:</i> Improv	<i>Manager:</i> Vargas, Edgar	<i>Const. Code:</i> Not Awarded

Proj Desc: This project will provide funding to replace existing water mains with the Empire Service Area generally bounded by Yosemite Boulevard (SR 123) to the South, Garst Road to the North, Root Road to the East, and Santa Fe Railroad to the West. Existing water mains in this area are old and undersized steel mains which are prone to leaking and low pressures. This project is the first of three phases that will replace the existing systems with City Standard water mains, valves, and hydrants to improve system reliability, flows, and pressures.

Proj Stat: Design anticipated to be completed Fall of FY 25/26, Construction anticipated in Spring of FY 25/26.

Expenditures	Budget	Actual+Commit	Available	Prop. Inc./Dec. for 25-26	Budget+Prop. Inc./Dec.	Avail.+Prop. Inc./Dec.	26-27	27-28	28-29	29-30	Total Budgeted up to 2030
CA Construction Admin	210,000	11,923	198,077	0	210,000	198,077	0	0	0	0	210,000
CCF City Construct Force	25,000	7,216	17,784	0	25,000	17,784	0	0	0	0	25,000
CON Construction	2,000,000	0	2,000,000	0	2,000,000	2,000,000	0	0	0	0	2,000,000
CTGY-CIP Contingency - CIP	200,000	0	200,000	0	200,000	200,000	0	0	0	0	200,000
EDA Eng/Design/Admin	160,000	93,064	66,936	0	160,000	66,936	0	0	0	0	160,000
Expenditure Totals:	2,595,000	112,203	2,482,797	0	2,595,000	2,482,797	0	0	0	0	2,595,000

Fund Balance Required	Budget+Prop. Inc./Dec.	Available+Prop. Inc./Dec.
Water Fund - CIP Projects-4180	2,595,000	2,482,797



City of Modesto

Project #: 101078
UTL - Del Rio Well 70 (Replacing Well 271)



Page Number: 190



City of Modesto: 2026-30 Capital Improvement Program

UTL - Del Rio Well 70 (Replacing Well 271) Surface Improvements

101078

Capital Un-sponsored

<i>Cost Center:</i> 49999	<i>Category:</i> Water	<i>Start Date:</i> 2018
<i>Hosting Fund:</i> Water Fund - CIP Projects-4180	<i>Type Class:</i> Water	<i>End Date:</i> 2028
<i>Element Listing:</i> Comm Svcs & Fac	<i>Area:</i> System Wide	<i>Status:</i> Active
<i>Classification:</i> Improv	<i>Manager:</i> Vargas, Edgar	<i>Const. Code:</i> Not Awarded

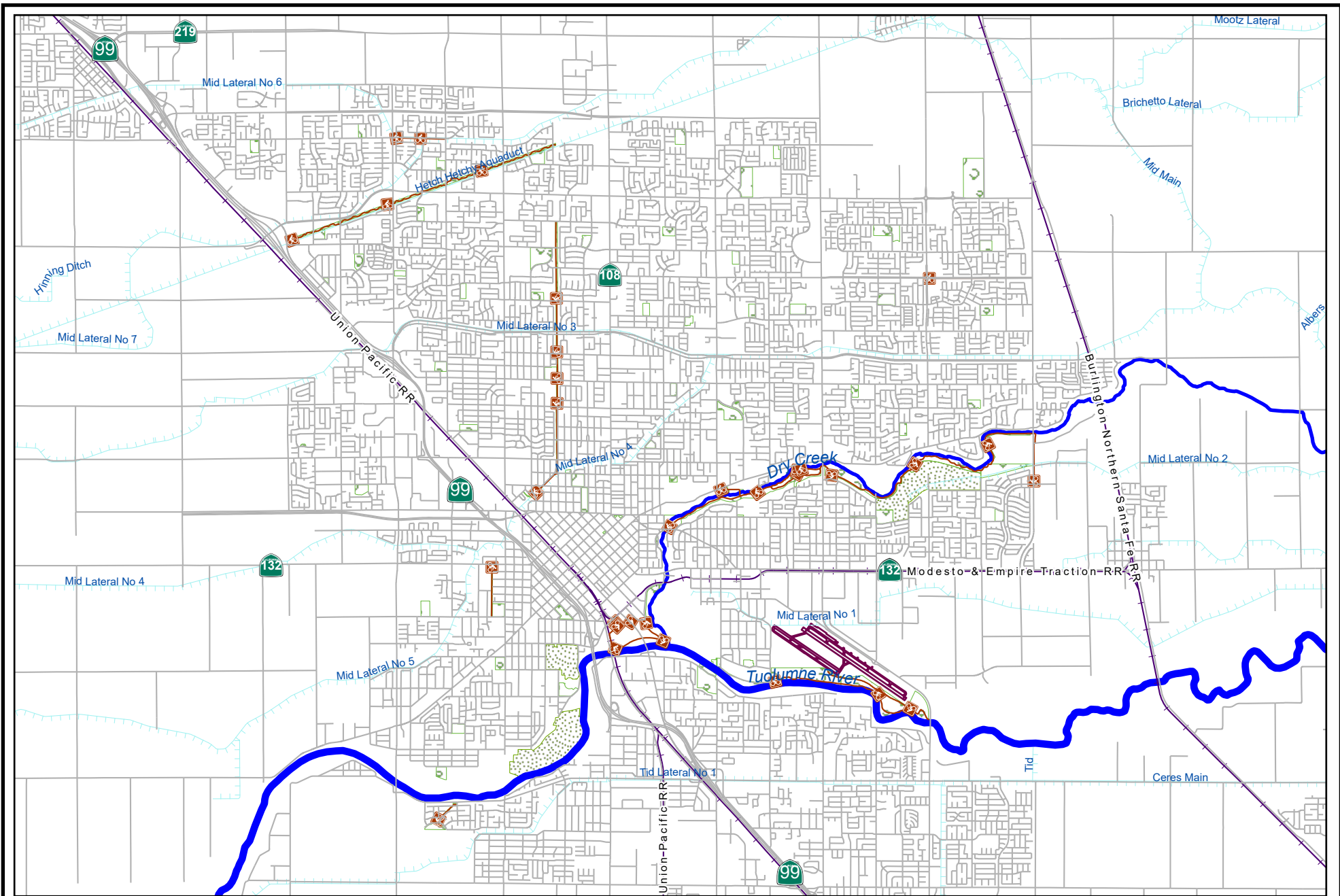
Proj Desc: This project will provide funding for the construction of the surface improvements for Del Rio Well 70. The project is intended to limit the amount of treatment and restore the Well to it's optimum capacity in the Del Rio Service Area. This project will provide engineering services during construction and construct the above ground improvements for the Well only. Work will constitute the construction of above ground pumps, piping and electrical work. The drilling of the well was funded by CIP 100506.

During construction of surface improvements, DBCP was discovered. Treatment options are being considered which will result in a new treatment system.

Proj Stat: Construction of surface improvements was completed in FY 22. Design for the treatment system is anticipated to begin in FY 25/26 with construction anticipated in FY 26/27.

Expenditures	Budget	Actual+Commit	Available	Prop. Inc./Dec. for 25-26	Budget+Prop. Inc./Dec.	Avail.+Prop. Inc./Dec.	26-27	27-28	28-29	29-30	Total Budgeted up to 2030
CA Construction Admin	276,200	285,555	-9,355	0	276,200	-9,355	0	0	0	0	276,200
CCF City Construct Force	25,000	9	24,991	0	25,000	24,991	0	0	0	0	25,000
CON Construction	2,537,000	2,316,810	220,190	0	2,537,000	220,190	0	0	0	0	2,537,000
CTGY-CIP Contingency - CIP	190,000	127,977	62,023	0	190,000	62,023	0	0	0	0	190,000
EDA Eng/Design/Admin	875,000	805,898	69,102	0	875,000	69,102	0	0	0	0	875,000
Expenditure Totals:	3,903,200	3,536,249	366,951	0	3,903,200	366,951	0	0	0	0	3,903,200

Fund Balance Required	Budget+Prop. Inc./Dec.	Available+Prop. Inc./Dec.
Water Fund - CIP Projects-4180	3,903,200	366,951



City of Modesto
 Project #: 101079
 UTL - Well Flush Lines 2018-2019



City of Modesto: 2026-30 Capital Improvement Program

UTL - Well Flush Lines 2018-2019

101079

Capital Un-sponsored

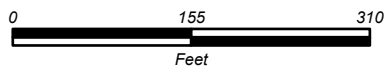
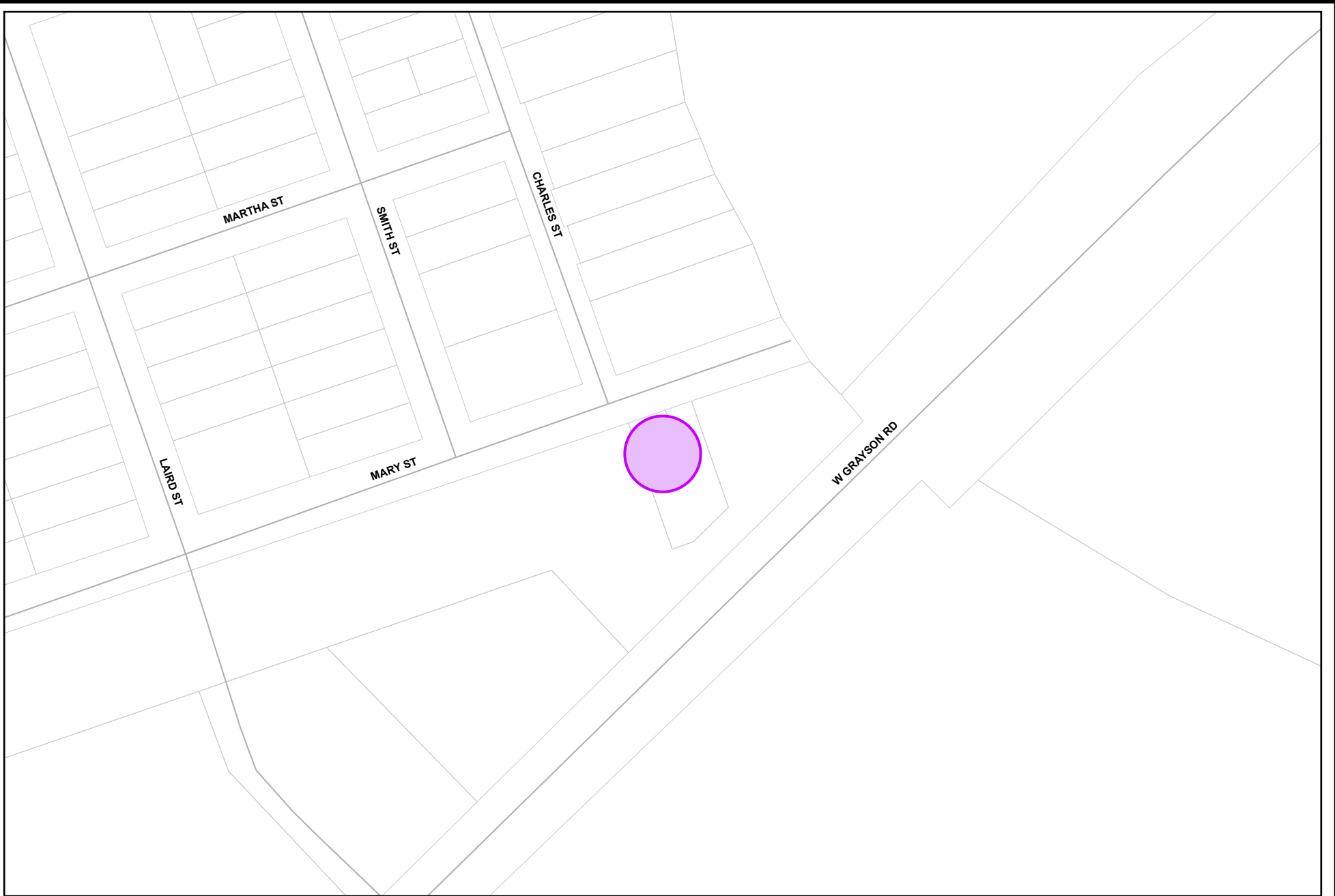
<i>Cost Center:</i> 49999	<i>Category:</i> Water	<i>Start Date:</i>
<i>Hosting Fund:</i> Water Fund - CIP Projects-4180	<i>Type Class:</i> Water	<i>End Date:</i>
<i>Element Listing:</i> Comm Svcs & Fac	<i>Area:</i> System Wide	<i>Status:</i> New
<i>Classification:</i> Replacement	<i>Manager:</i> Vargas, Edgar	<i>Const. Code:</i> To be Closed

Proj Desc: Installations of flush lines at well sites are imperative for the overall health of the water system. Flushing wells facilitate cleaning and aid in the sampling process prior to bringing wells back online. Water is forced through pipes from the well at high velocity, removing accumulated mineral sediment until the water is within acceptable regulatory limits. Water Services identified wells 216, 225, 269 & 284 that are in need of immediate attention and require a flush line to be installed. The project will install a flush line at each well site location wherein a sanitary sewer pipeline will transfer water from the well site to the City's wastewater collections system.

Proj Stat: Design to be complete in Fall of FY 23/24 and construction in Spring of FY 23/24. Staff will evaluate which wells can be installed by Water Services Division.

Expenditures	Budget	Actual+Commit	Available	Prop. Inc./Dec. for 25-26	Budget+Prop. Inc./Dec.	Avail.+Prop. Inc./Dec.	26-27	27-28	28-29	29-30	Total Budgeted up to 2030
CA Construction Admin	90,000	0	90,000	0	90,000	90,000	0	0	0	0	90,000
CCF City Construct Force	50,000	18,292	31,708	0	50,000	31,708	0	0	0	0	50,000
CON Construction	350,000	0	350,000	0	350,000	350,000	0	0	0	0	350,000
CTGY-CIP Contingency - CIP	90,000	0	90,000	0	90,000	90,000	0	0	0	0	90,000
EDA Eng/Design/Admin	172,000	140,898	31,102	0	172,000	31,102	0	0	0	0	172,000
Expenditure Totals:	752,000	159,190	592,810	0	752,000	592,810	0	0	0	0	752,000

Fund Balance Required	Budget+Prop. Inc./Dec.	Available+Prop. Inc./Dec.
Water Fund - CIP Projects-4180	752,000	592,810



City of Modesto

Project #: 101080
UTL - Grayson Well 69 (Replacing Well 274)



Page Number: 192



City of Modesto: 2026-30 Capital Improvement Program

UTL - Grayson Well 274 (Surface)

101080
Capital Un-sponsored

<i>Cost Center:</i> 49999	<i>Category:</i> Water	<i>Start Date:</i> 2018
<i>Hosting Fund:</i> Water Fund - CIP Projects-4180	<i>Type Class:</i> Water	<i>End Date:</i> 2025
<i>Element Listing:</i> Comm Svcs & Fac	<i>Area:</i> System Wide	<i>Status:</i> Active
<i>Classification:</i> Improv	<i>Manager:</i> Vargas, Edgar	<i>Const. Code:</i> Construction Completed

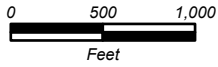
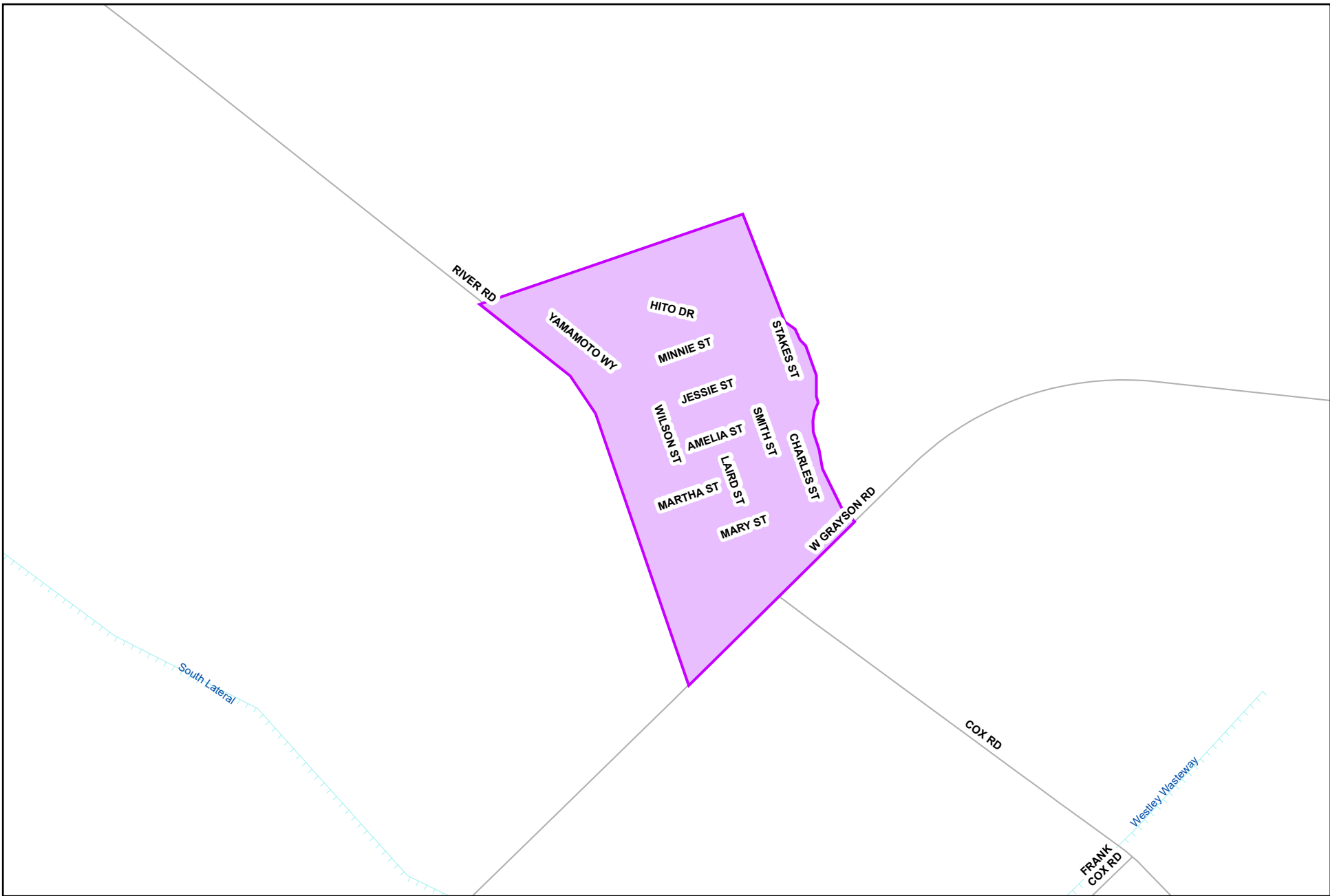
Proj Desc: This project will provide funding for the replacement of Well 274 in Grayson. Well 274 was constructed in 1987 by cable tool method to a total depth of 188 bgs for production of 220 gpm. Well 274 is currently active active and serves Grayson. The project intends to limit the potential of nitrates and restore the Well to it's optimum production. The funding for this portion of the project will fund only the surface improvements which will consist of the well pump, above ground piping, mehcanical and electrical work.

As a requirement from the State Department of Water Resources, any new well is required to have a new identifier. As a result, the City assigned the new well # 69.

Proj Stat: Construction completed in FY 24/25. Project is currently in closeout process for Council acceptance.

Expenditures	Budget	Actual+Commit	Available	Prop. Inc./Dec. for 25-26	Budget+Prop. Inc./Dec.	Avail.+Prop. Inc./Dec.	26-27	27-28	28-29	29-30	Total Budgeted up to 2030
CA Construction Admin	613,598	615,349	-1,751	0	613,598	-1,751	0	0	0	0	613,598
CCF City Construct Force	0	0	0	0	0	0	0	0	0	0	0
CON Construction	2,658,838	2,658,838	0	0	2,658,838	0	0	0	0	0	2,658,838
CTGY-CIP Contingency - CIP	402,570	386,521	16,049	0	402,570	16,049	0	0	0	0	402,570
EDA Eng/Design/Admin	565,923	565,561	362	0	565,923	362	0	0	0	0	565,923
Expenditure Totals:	4,240,929	4,226,270	14,659	0	4,240,929	14,659	0	0	0	0	4,240,929

Fund Balance Required	Budget+Prop. Inc./Dec.	Available+Prop. Inc./Dec.
Water Fund - CIP Projects-4180	4,240,929	14,659



City of Modesto

Project #: 101081
 UTL - Grayson System Improvements



City of Modesto: 2026-30 Capital Improvement Program

UTL - Grayson Water Infrastructure Improvements

101081

Capital Un-sponsored

<i>Cost Center:</i> 49999	<i>Category:</i> Water	<i>Start Date:</i> 2018
<i>Hosting Fund:</i> Water Fund - CIP Projects-4180	<i>Type Class:</i> Water	<i>End Date:</i> 2028
<i>Element Listing:</i> Comm Svcs & Fac	<i>Area:</i> System Wide	<i>Status:</i> Active
<i>Classification:</i> Improv	<i>Manager:</i> Vargas, Edgar	<i>Const. Code:</i> Not Awarded

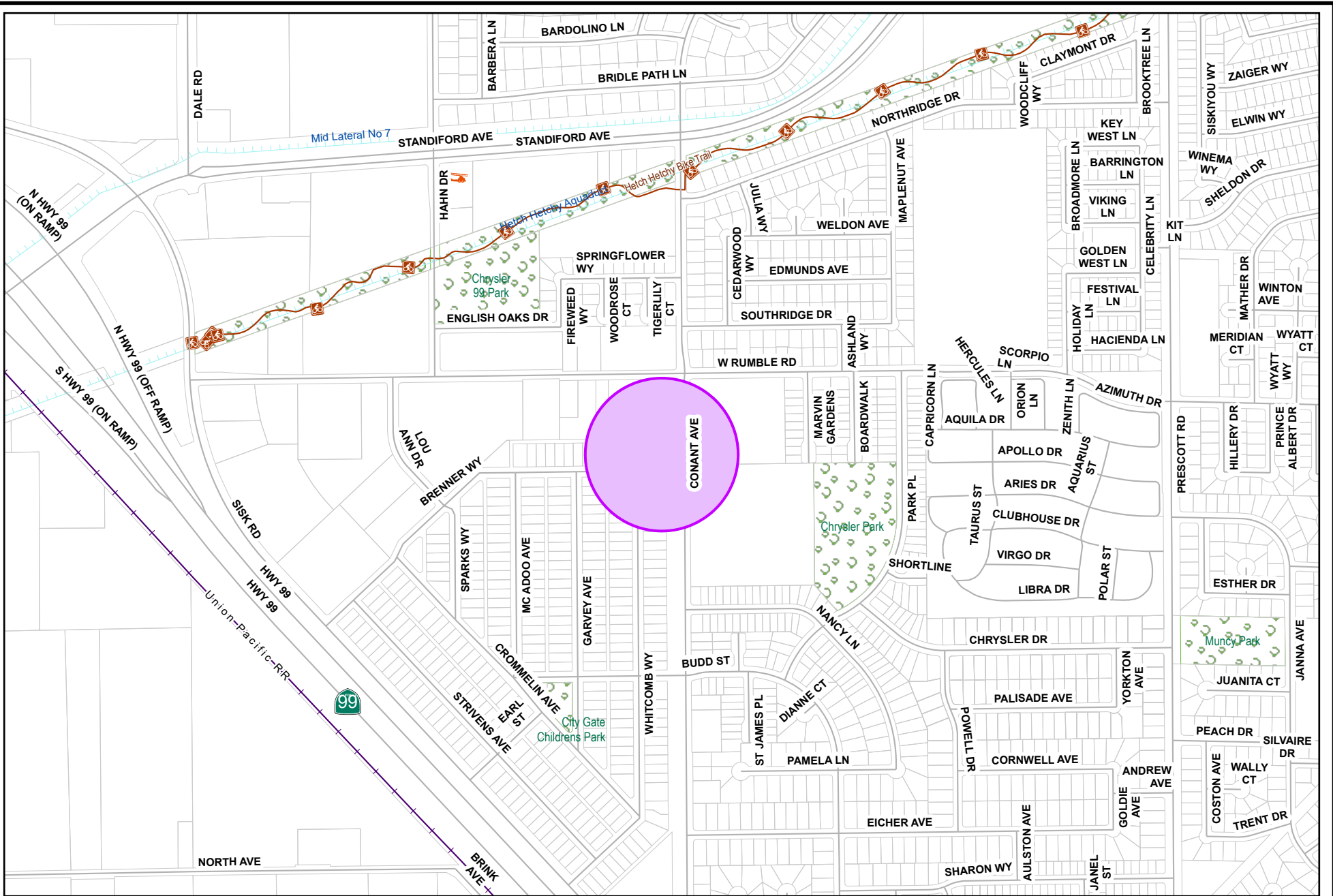
Proj Desc: The project will seek alternative funding sources for the specific improvements required for the Grayson Service Area (per the Water System Engineer's Report and Water Master Plan), including replacement of existing wells, addition of a wellhead treatment system, replacement of Tank 9, addition of booster pump capacity, and replacement of distribution mains. The project will fund the preparation and submittal of applications for \$500k in Prop 1 Planning grants, and implementation funding for the estimated \$8.7M in improvements (includes Replacement Well 274), with the potential of receiving up to \$5M in grant assistance, along with additional grants or principal forgiveness. One the alternative funding sources are in place, the project will design and construct improvements as funding permits.

Proj Stat: Design began in FY 22/23, Construction anticipated in FY 26/27.

Revenues	Budget	Actuals+Commit	Available	Prop. Inc./Dec. for 25-26	Bud + Prop. Incr/Decr	Avail.+ Prop. Incr/Decr	26-27	27-28	28-29	29-30	Total Budgeted up to 2030
42210 Intergov - State - Department of Water Resources	0	160,947	-160,947	0	0	-160,947	0	0	0	0	0
Revenue Totals:	0	160,947	-160,947	0	0	-160,947	0	0	0	0	0

Expenditures	Budget	Actual+Commit	Available	Prop. Inc./Dec. for 25-26	Budget+Prop. Inc./Dec.	Avail.+Prop. Inc./Dec.	26-27	27-28	28-29	29-30	Total Budgeted up to 2030
CA Construction Admin	0	1,925	-1,925	0	0	-1,925	0	0	0	0	0
CCF City Construct Force	50,000	0	50,000	0	50,000	50,000	0	0	0	0	50,000
EDA Eng/Design/Admin	1,763,461	1,532,762	230,699	0	1,763,461	230,699	0	0	0	0	1,763,461
Expenditure Totals:	1,813,461	1,534,687	278,774	0	1,813,461	278,774	0	0	0	0	1,813,461

Fund Balance Required	Budget+Prop. Inc./Dec.	Available+Prop. Inc./Dec.
Water Fund - CIP Projects-4180	1,813,461	439,721



City of Modesto

Project #: 101084

UTL - Well 71 (Replacing Well 226) Surface



Page Number: 196



City of Modesto: 2026-30 Capital Improvement Program

UTL - Replacement Well 226 Surface Improvements (Suspended)

101084

Capital Un-sponsored

<i>Cost Center:</i> 49999	<i>Category:</i> Water	<i>Start Date:</i>
<i>Hosting Fund:</i> Water Fund - CIP Projects-4180	<i>Type Class:</i> Water	<i>End Date:</i>
<i>Element Listing:</i> Comm Svcs & Fac	<i>Area:</i> System Wide	<i>Status:</i> New
<i>Classification:</i> Replacement	<i>Manager:</i> Vargas, Edgar	<i>Const. Code:</i> To be Closed

Proj Desc: This project will provide funding for the construction of the surface improvements for Well 226. The project is intended to limit the amount of treatment and restore the Well to it's optimum capacity. This project will provide engineering services during construction and construct the above ground improvements for the Well only. Work will constitute the construction of above ground pumps, piping and electrical work. The drilling of the well was funded by another CIP.

Proj Stat: Construction is anticipated to be completed in FY 23/24.

Expenditures	Budget	Actual+Commit	Available	Prop. Inc./Dec. for 25-26	Budget+Prop. Inc./Dec.	Avail.+Prop. Inc./Dec.	26-27	27-28	28-29	29-30	Total Budgeted up to 2030
CA Construction Admin	282,996	268,320	14,676	0	282,996	14,676	0	0	0	0	282,996
CCF City Construct Force	25,000	358	24,642	0	25,000	24,642	0	0	0	0	25,000
CON Construction	2,376,000	2,367,597	8,403	0	2,376,000	8,403	0	0	0	0	2,376,000
CTGY-CIP Contingency - CIP	285,120	143,420	141,700	0	285,120	141,700	0	0	0	0	285,120
EDA Eng/Design/Admin	590,420	344,913	245,508	0	590,420	245,508	0	0	0	0	590,420
Expenditure Totals:	3,559,536	3,124,607	434,929	0	3,559,536	434,929	0	0	0	0	3,559,536

Fund Balance Required	Budget+Prop. Inc./Dec.	Available+Prop. Inc./Dec.
Water Fund - CIP Projects-4180	3,559,536	434,929

City of Modesto: 2026-30 Capital Improvement Program

UTL - Replacement Well 229

101085

Capital Un-sponsored

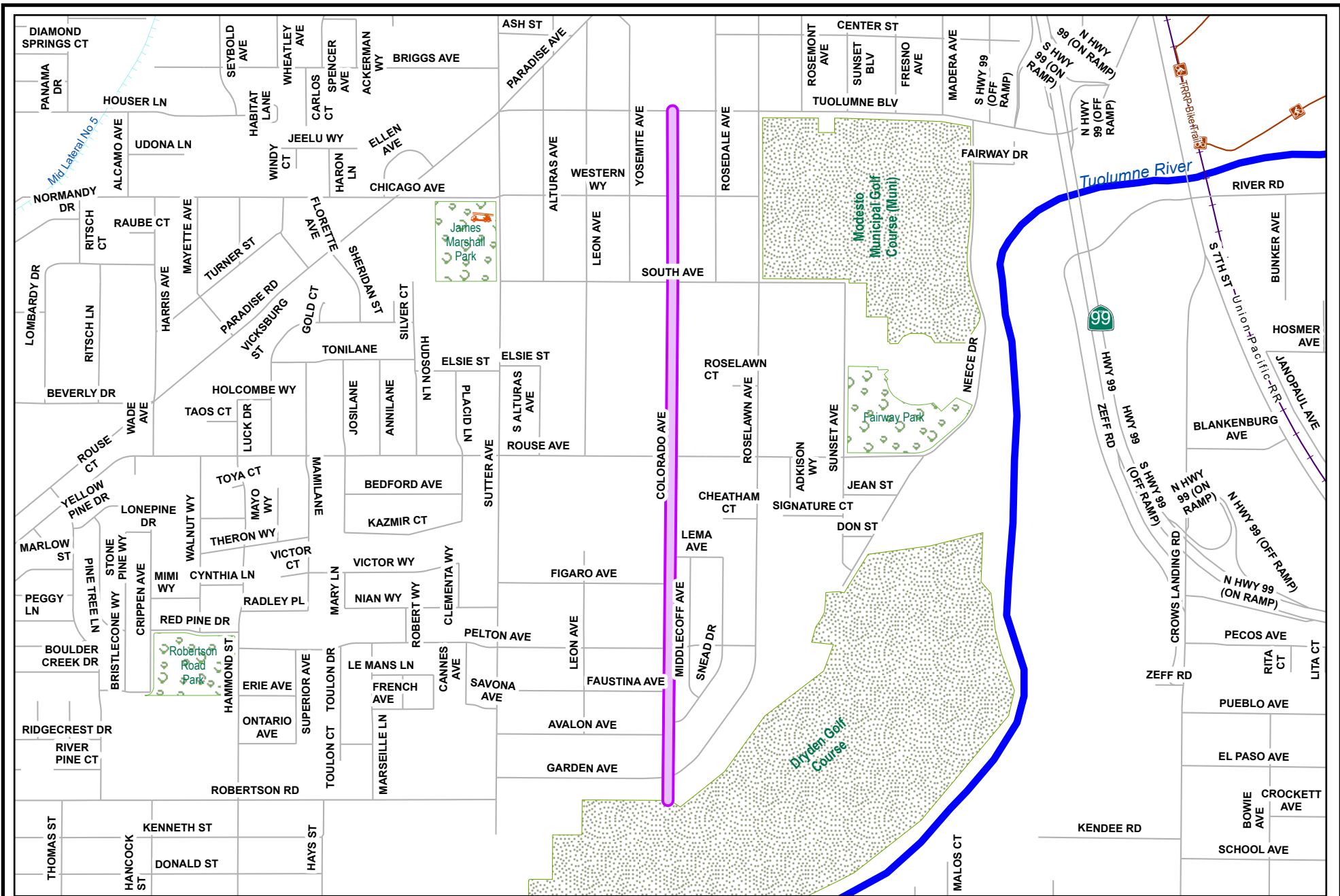
<i>Cost Center:</i> 49999	<i>Category:</i> Water	<i>Start Date:</i>
<i>Hosting Fund:</i> Water Fund - CIP Projects-4180	<i>Type Class:</i> Water	<i>End Date:</i>
<i>Element Listing:</i> Comm Svcs & Fac	<i>Area:</i> System Wide	<i>Status:</i> New
<i>Classification:</i> Replacement	<i>Manager:</i> Vargas, Edgar	<i>Const. Code:</i> To be Closed

Proj Desc: This project will provide funding for the construction of the surface improvement for Well 72. The project is intended to limit the amount of treatment and restore the Well to its optimum capacity. This project will provide engineering services during construction and construct the above ground improvements for the Well only. Work will constitute the construction of above ground pumps, piping and electrical work. The drilling of the well was funded by CIP #100853.

Proj Stat: Design to be completed in FY 19/20. In FY 21/22 a sampling plan was initiated to determine if the project should move forward with construction, sampling is ongoing.

Expenditures	Budget	Actual+Commit	Available	Prop. Inc./Dec. for 25-26	Budget+Prop. Inc./Dec.	Avail.+Prop. Inc./Dec.	26-27	27-28	28-29	29-30	Total Budgeted up to 2030
CA Construction Admin	220,000	0	220,000	0	220,000	220,000	0	0	0	0	220,000
CCF City Construct Force	25,000	0	25,000	0	25,000	25,000	0	0	0	0	25,000
CON Construction	2,200,000	0	2,200,000	0	2,200,000	2,200,000	0	0	0	0	2,200,000
CTGY-CIP Contingency - CIP	200,000	0	200,000	0	200,000	200,000	0	0	0	0	200,000
EDA Eng/Design/Admin	264,000	1,291	262,709	0	264,000	262,709	0	0	0	0	264,000
Expenditure Totals:	2,909,000	1,291	2,907,709	0	2,909,000	2,907,709	0	0	0	0	2,909,000

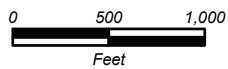
Fund Balance Required	Budget+Prop. Inc./Dec.	Available+Prop. Inc./Dec.
Water Fund - CIP Projects-4180	2,909,000	2,907,709



City of Modesto

Project #: 101152

UTL - Colorado Avenue Strengthen &



Page Number: 229



City of Modesto: 2026-30 Capital Improvement Program

UTL - Colorado Avenue Strengthen & Replace Water Main

101152

Capital Un-sponsored

<i>Cost Center:</i> 49999	<i>Category:</i> Water	<i>Start Date:</i> 2018
<i>Hosting Fund:</i> Water Fund - CIP Projects-4180	<i>Type Class:</i> Water	<i>End Date:</i> 2024
<i>Element Listing:</i> Comm Svcs & Fac	<i>Area:</i> System Wide	<i>Status:</i> Active
<i>Classification:</i> Improv	<i>Manager:</i> Vargas, Edgar	<i>Const. Code:</i> Construction Completed

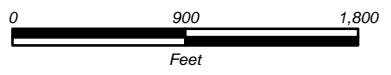
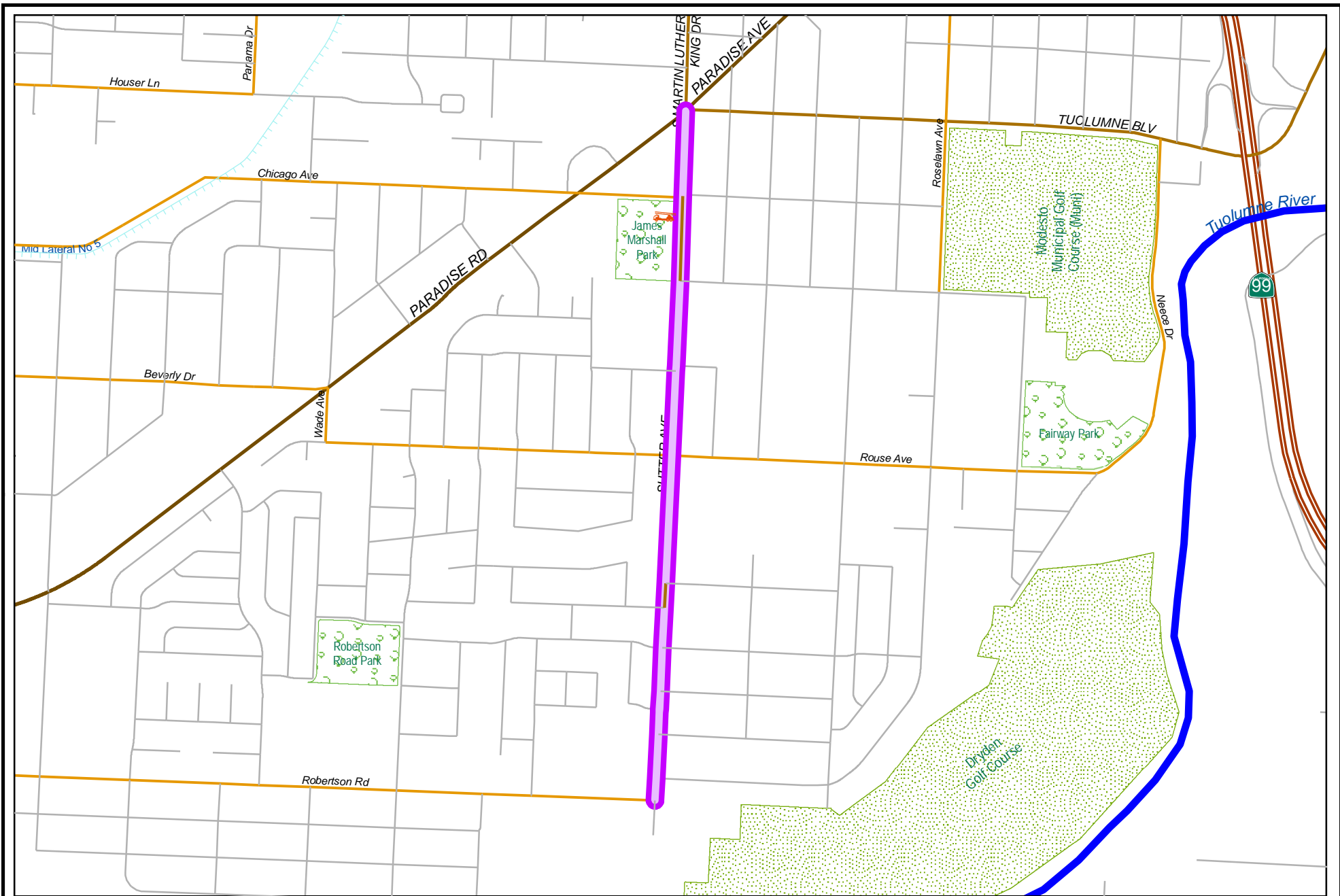
Proj Desc: This project will provide funding to replace the existing water main along Colorado Avenue generally bounded by Pelton Avenue to the South, South Avenue to the North, Roselawn Avenue to the East and Sutter Avenue to the West. The water line will be installed as a part of the Sutter Trunk realignment project which will install a 16" trunk line down Colorado Avenue. The existing water main along Colorado in this area is an old 4" undersized steel main which is prone to leaking and low pressures. The project will replace the existing system with City Standard water mains, valves and hydrants to improve system reliability, flows and pressures.

Construction of all potable water mains to be completed as a part of the River Trunk Realignment Gravity Project housed in CIP 101290.

Proj Stat: Construction has been completed in FY 23/24. Project is awaiting full construction completion of CIP 101290 before it's officially accepted by Council and closed.

Expenditures	Budget	Actual+Commit	Available	Prop. Inc./Dec. for 25-26	Budget+Prop. Inc./Dec.	Avail.+Prop. Inc./Dec.	26-27	27-28	28-29	29-30	Total Budgeted up to 2030
CA Construction Admin	160,000	591	159,409	0	160,000	159,409	0	0	0	0	160,000
CCF City Construct Force	25,000	60,684	-35,684	0	25,000	-35,684	0	0	0	0	25,000
CON Construction	1,600,000	0	1,600,000	0	1,600,000	1,600,000	0	0	0	0	1,600,000
CTGY-CIP Contingency - CIP	160,000	0	160,000	0	160,000	160,000	0	0	0	0	160,000
EDA Eng/Design/Admin	256,447	150,908	105,539	0	256,447	105,539	0	0	0	0	256,447
Expenditure Totals:	2,201,447	212,184	1,989,263	0	2,201,447	1,989,263	0	0	0	0	2,201,447

Fund Balance Required	Budget+Prop. Inc./Dec.	Available+Prop. Inc./Dec.
Water Fund - CIP Projects-4180	2,201,447	1,989,263



City of Modesto

Project #: 101154

UTL -Sutter Avenue Strengthen & Replace Water Mains



City of Modesto: 2026-30 Capital Improvement Program

UTL - Sutter Avenue Strengthen & Replace Water Mains (Suspended)

101154

Capital Un-sponsored

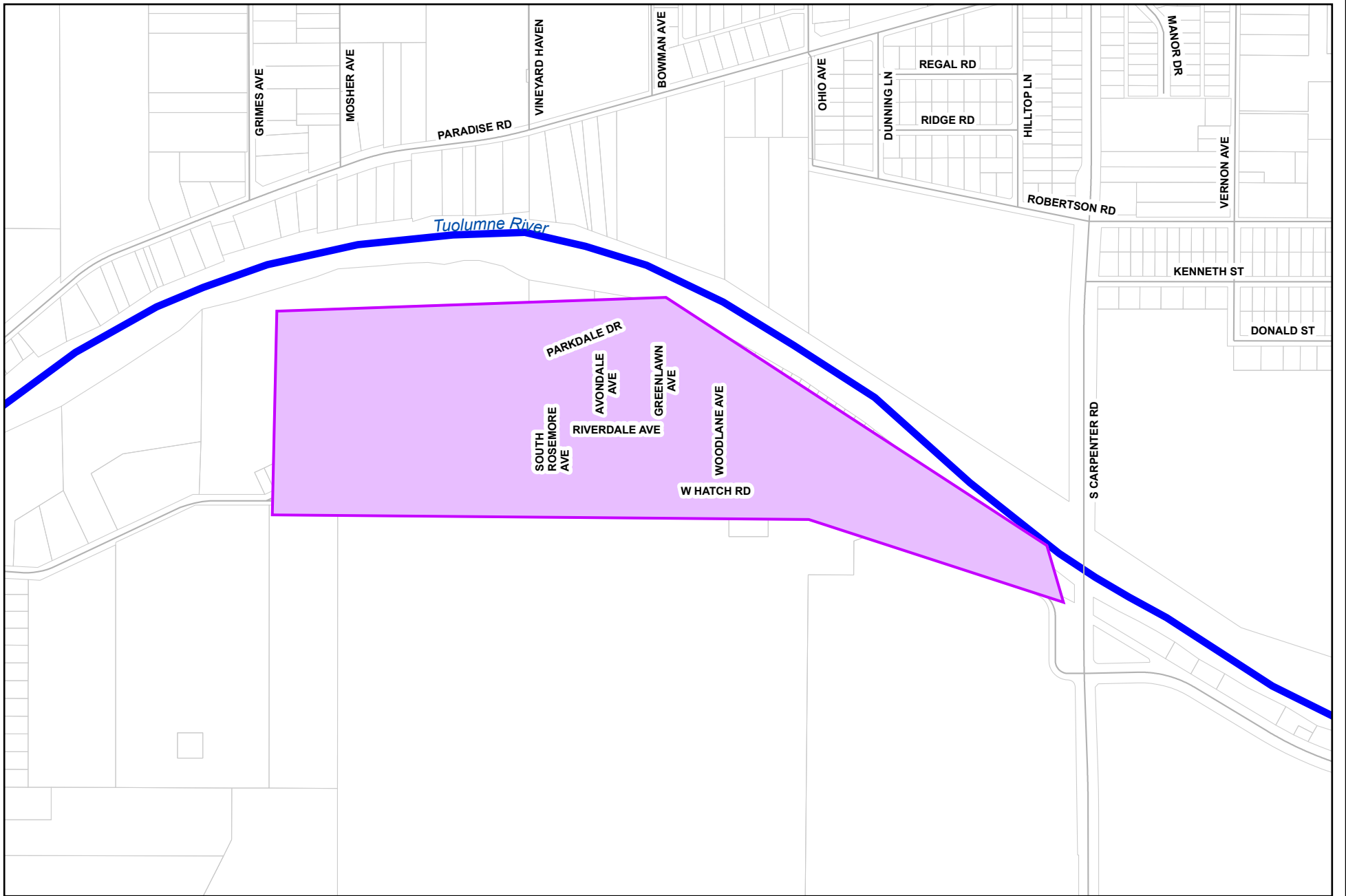
<i>Cost Center:</i> 49999	<i>Category:</i> Water	<i>Start Date:</i>
<i>Hosting Fund:</i> Water Fund - CIP Projects-4180	<i>Type Class:</i> Water	<i>End Date:</i>
<i>Element Listing:</i> Comm Svcs & Fac	<i>Area:</i> System Wide	<i>Status:</i> New
<i>Classification:</i> Replacement	<i>Manager:</i> Vargas, Edgar	<i>Const. Code:</i> To be Closed

Proj Desc: This project will provide funding to replace approximately 3,747 LF of aged existing water mains within Stanislaus County generally bounded by Sunset Avenue on the East, Rouse Ave to the North, Sutter Ave on the West, and Pelton Avenue on the South. Existing water mains in this area are old, undersized steel mains which are prone to leaking and low pressures. This project will replace the existing system with City standard water mains, valves and hydrants to improve system reliability, flows and pressures.

Proj Stat: Construction was completed in FY 23/24. Project is currently in closeout process for Council acceptance.

Expenditures	Budget	Actual+Commit	Available	Prop. Inc./Dec. for 25-26	Budget+Prop. Inc./Dec.	Avail.+Prop. Inc./Dec.	26-27	27-28	28-29	29-30	Total Budgeted up to 2030
CA Construction Admin	215,640	160,198	55,442	0	215,640	55,442	0	0	0	0	215,640
CCF City Construct Force	25,000	0	25,000	0	25,000	25,000	0	0	0	0	25,000
CON Construction	2,149,680	2,036,477	113,203	0	2,149,680	113,203	0	0	0	0	2,149,680
CTGY-CIP Contingency - CIP	214,968	208,956	6,012	0	214,968	6,012	0	0	0	0	214,968
EDA Eng/Design/Admin	330,212	264,852	65,360	0	330,212	65,360	0	0	0	0	330,212
Expenditure Totals:	2,935,500	2,670,483	265,017	0	2,935,500	265,017	0	0	0	0	2,935,500

Fund Balance Required	Budget+Prop. Inc./Dec.	Available+Prop. Inc./Dec.
Water Fund - CIP Projects-4180	2,935,500	265,017

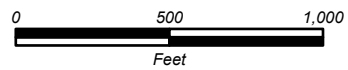


City of Modesto

Project #: 101212
 UTL - Riverdale Park Water System



Page Number: 262



City of Modesto: 2026-30 Capital Improvement Program

UTL - Riverdale Park Water System

101212

Capital Un-sponsored

<i>Cost Center:</i> 49999	<i>Category:</i> Water	<i>Start Date:</i> 2019
<i>Hosting Fund:</i> Water Fund - CIP Projects-4180	<i>Type Class:</i> Water	<i>End Date:</i> 2025
<i>Element Listing:</i> Comm Svcs & Fac	<i>Area:</i> System Wide	<i>Status:</i> Active
<i>Classification:</i> Replacement	<i>Manager:</i> Alves, Alfred James	<i>Const. Code:</i> Not Awarded

Proj Desc: The Riverdale Park Tract Community consists of 178 developed parcels located on the south side of the Tuolumne River west of Carpenter Rd and north of W Hatch Rd. The Riverdale water system is an isolated system whose well has had uranium contaminate concerns which have on occasion exceeded the maximum contaminant level (MCL).

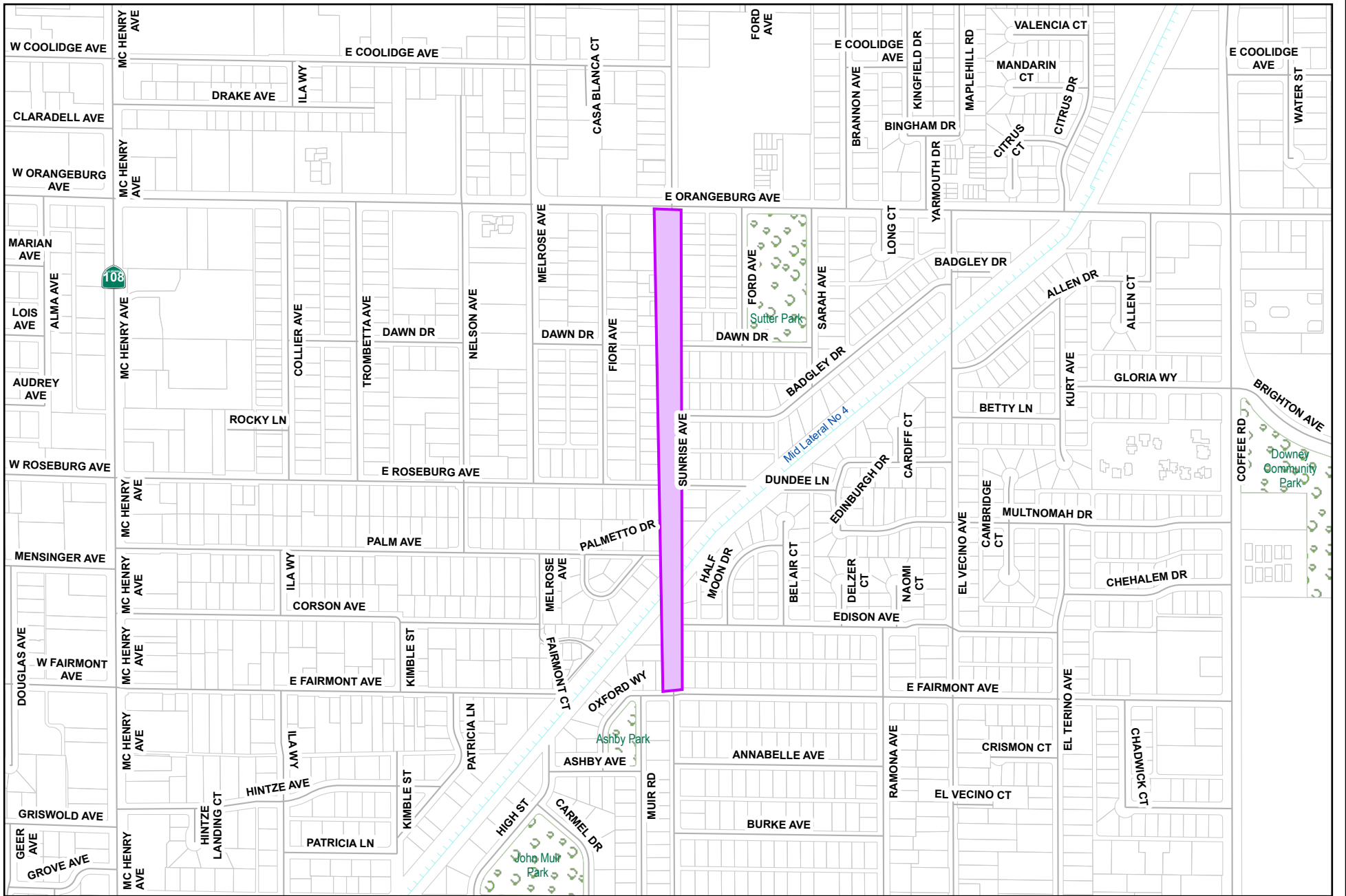
A hydraulic modeling effort to identify the specific improvements that would be needed to serve Riverdale to meet the City's buildout expectation was conducted. Improvements will include upsizing the existing water main in W Hatch Rd, west of Carpenter Rd to a 12", and all 4" and 6" mains within the Riverdale services area to 8". Other water assets also would be brought up to City standards including residential services, valves and hydrants.

Proj Stat: Design completed in 2025, CEQA completed in 2022, Grant awarded in Spring 2024. Construction to be led by Stanislaus County through an agreement with the City. Construction to be completed by the end of 2025/Spring 2026.

Revenues	Budget	Actuals+Commit	Available	Prop. Inc./Dec. for 25-26	Bud + Prop. Incr/Decr	Avail.+ Prop. Incr/Decr	26-27	27-28	28-29	29-30	Total Budgeted up to 2030
42201 Intergov - State - Natural Resources Agency	0	25,346	-25,346	0	0	-25,346	0	0	0	0	0
42210 Intergov - State - Department of Water Resources	7,115,592	0	7,115,592	0	7,115,592	7,115,592	0	0	0	0	7,115,592
Revenue Totals:	7,115,592	25,346	7,090,246	0	7,115,592	7,090,246	0	0	0	0	7,115,592

Expenditures	Budget	Actual+Commit	Available	Prop. Inc./Dec. for 25-26	Budget+Prop. Inc./Dec.	Avail.+Prop. Inc./Dec.	26-27	27-28	28-29	29-30	Total Budgeted up to 2030
CA Construction Admin	316,613	0	316,613	0	316,613	316,613	0	0	0	0	316,613
CCF City Construct Force	10,000	0	10,000	0	10,000	10,000	0	0	0	0	10,000
CON Construction	3,496,125	0	3,496,125	0	3,496,125	3,496,125	0	0	0	0	3,496,125
CTGY-CIP Contingency - CIP	316,613	0	316,613	0	316,613	316,613	0	0	0	0	316,613
EDA Eng/Design/Admin	188,469	74,343	114,126	0	188,469	114,126	0	0	0	0	188,469
Expenditure Totals:	4,327,820	74,343	4,253,477	0	4,327,820	4,253,477	0	0	0	0	4,327,820

Fund Balance Required	Budget+Prop. Inc./Dec.	Available+Prop. Inc./Dec.
Water Fund - CIP Projects-4180	-2,787,772	-2,836,769



City of Modesto

Project #: 101213
 UTL - Sunrise Water Mains



Page Number: 263



City of Modesto: 2026-30 Capital Improvement Program

UTL - Sunrise S&R Water Mains

101213

Capital Un-sponsored

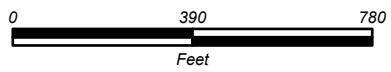
<i>Cost Center:</i> 49999	<i>Category:</i> Water	<i>Start Date:</i> 2019
<i>Hosting Fund:</i> Water Fund - CIP Projects-4180	<i>Type Class:</i> Water	<i>End Date:</i> 2026
<i>Element Listing:</i> Comm Svcs & Fac	<i>Area:</i> System Wide	<i>Status:</i> Active
<i>Classification:</i> Improv	<i>Manager:</i> Vargas, Edgar	<i>Const. Code:</i> Not Awarded

Proj Desc: This project will strengthen & replace approximately 7,620 LF of water main improvements on Sunrise Ave, Ford Ave, Trombetta Ave, Nelson Ave, Dawn Ave, Burke Ave, Duncan Ave and Muir Rd. Existing water mains in this area are old and undersized steel mains which are prone to leaking, low pressures and having corrosion issues. This project will replace and upgrade the existing systems with City Standard water mains, valves, and hydrants to improve system reliability, flows and pressures.

Proj Stat: Project is currently in design. Construction is anticipated to begin in Summer 2026.

Expenditures	Budget	Actual+Commit	Available	Prop. Inc./Dec. for 25-26	Budget+Prop. Inc./Dec.	Avail.+Prop. Inc./Dec.	26-27	27-28	28-29	29-30	Total Budgeted up to 2030
CA Construction Admin	200,000	0	200,000	0	200,000	200,000	0	0	0	0	200,000
CCF City Construct Force	50,000	0	50,000	0	50,000	50,000	0	0	0	0	50,000
CON Construction	2,000,000	0	2,000,000	0	2,000,000	2,000,000	0	0	0	0	2,000,000
CTGY-CIP Contingency - CIP	200,000	0	200,000	0	200,000	200,000	0	0	0	0	200,000
EDA Eng/Design/Admin	135,000	43,845	91,155	0	135,000	91,155	0	0	0	0	135,000
LA Land Acquisition	25,000	0	25,000	0	25,000	25,000	0	0	0	0	25,000
Expenditure Totals:	2,610,000	43,845	2,566,155	0	2,610,000	2,566,155	0	0	0	0	2,610,000

Fund Balance Required	Budget+Prop. Inc./Dec.	Available+Prop. Inc./Dec.
Water Fund - CIP Projects-4180	2,610,000	2,566,155



City of Modesto

Project #: 101267
 UTL - Del Rio Well 70 Landscaping



Page Number: 275



City of Modesto: 2026-30 Capital Improvement Program

UTL - Del Rio Well 70 Landscaping

101267
Capital Un-sponsored

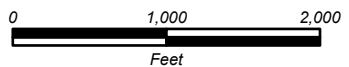
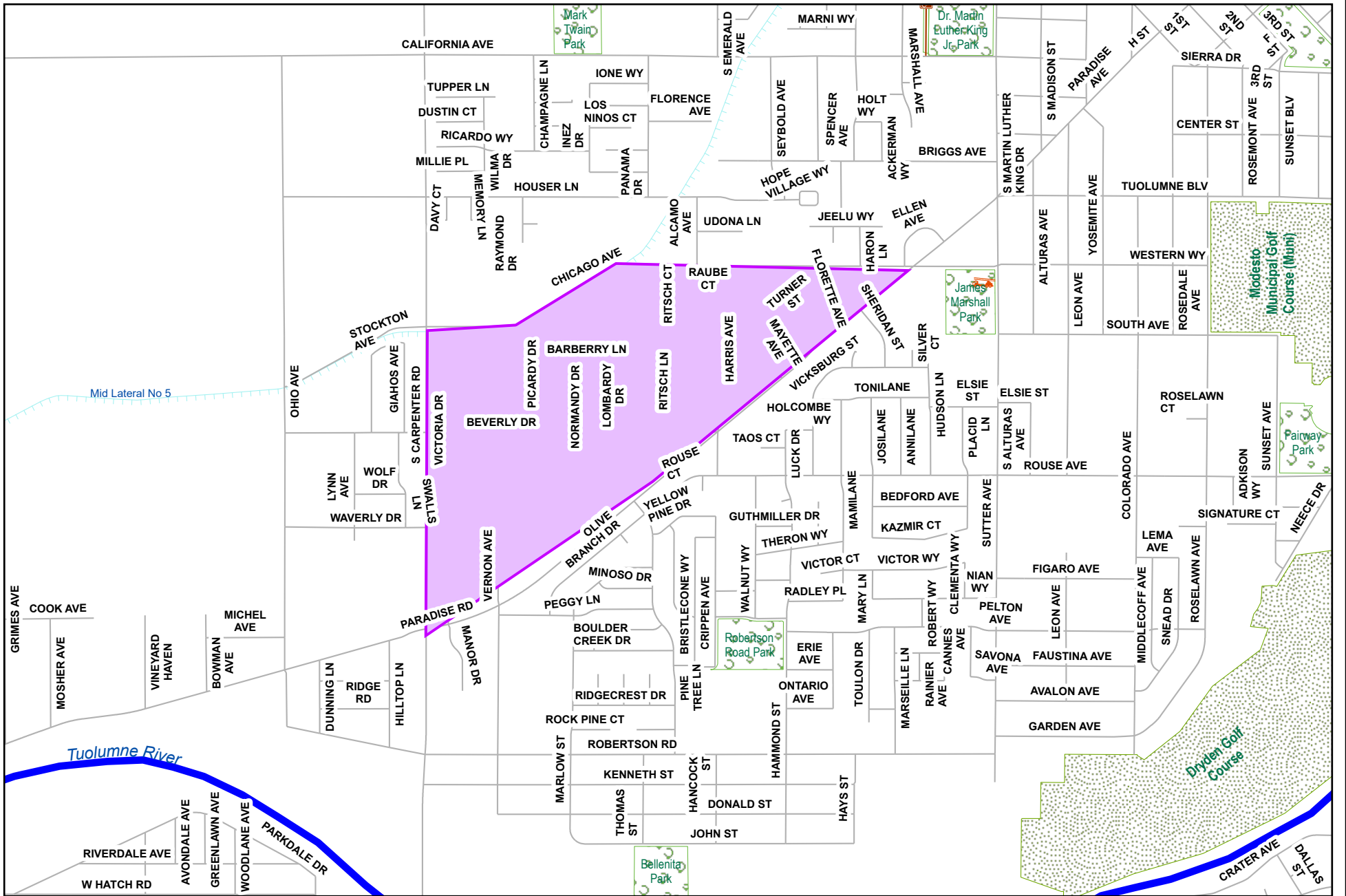
<i>Cost Center:</i> 49999	<i>Category:</i> Water	<i>Start Date:</i>
<i>Hosting Fund:</i> Water Fund - CIP Projects-4180	<i>Type Class:</i> CFD Landscaping	<i>End Date:</i>
<i>Element Listing:</i> Comm Svcs & Fac	<i>Area:</i> System Wide	<i>Status:</i> New
<i>Classification:</i> Improvements	<i>Manager:</i> Vargas, Edgar	<i>Const. Code:</i> To be Closed

Proj Desc: This project will install landscaping improvements at the Del Rio Well 70 site to meet the state storm drain runoff and rainfall capture requirements.

Proj Stat: Design is anticipated to be complete in FY 23/24 & Construction in FY 23/24. Design alternatives and coordination with the Del Rio community has delayed the project.

Expenditures	Budget	Actual+Commit	Available	Prop. Inc./Dec. for 25-26	Budget+Prop. Inc./Dec.	Avail.+Prop. Inc./Dec.	26-27	27-28	28-29	29-30	Total Budgeted up to 2030
CA Construction Admin	15,000	3,484	11,516	0	15,000	11,516	0	0	0	0	15,000
CCF City Construct Force	10,000	0	10,000	0	10,000	10,000	0	0	0	0	10,000
CON Construction	150,000	0	150,000	0	150,000	150,000	0	0	0	0	150,000
CTGY-CIP Contingency - CIP	25,000	0	25,000	0	25,000	25,000	0	0	0	0	25,000
EDA Eng/Design/Admin	40,000	29,436	10,564	0	40,000	10,564	0	0	0	0	40,000
Expenditure Totals:	240,000	32,921	207,079	0	240,000	207,079	0	0	0	0	240,000

Fund Balance Required	Budget+Prop. Inc./Dec.	Available+Prop. Inc./Dec.
Water Fund - CIP Projects-4180	240,000	207,079



City of Modesto

Project #: 101285

UTL - Chicago-Paradise Strengthen &



City of Modesto: 2026-30 Capital Improvement Program

UTL - Chicago-Paradise S&R Water Mains

101285

Capital Un-sponsored

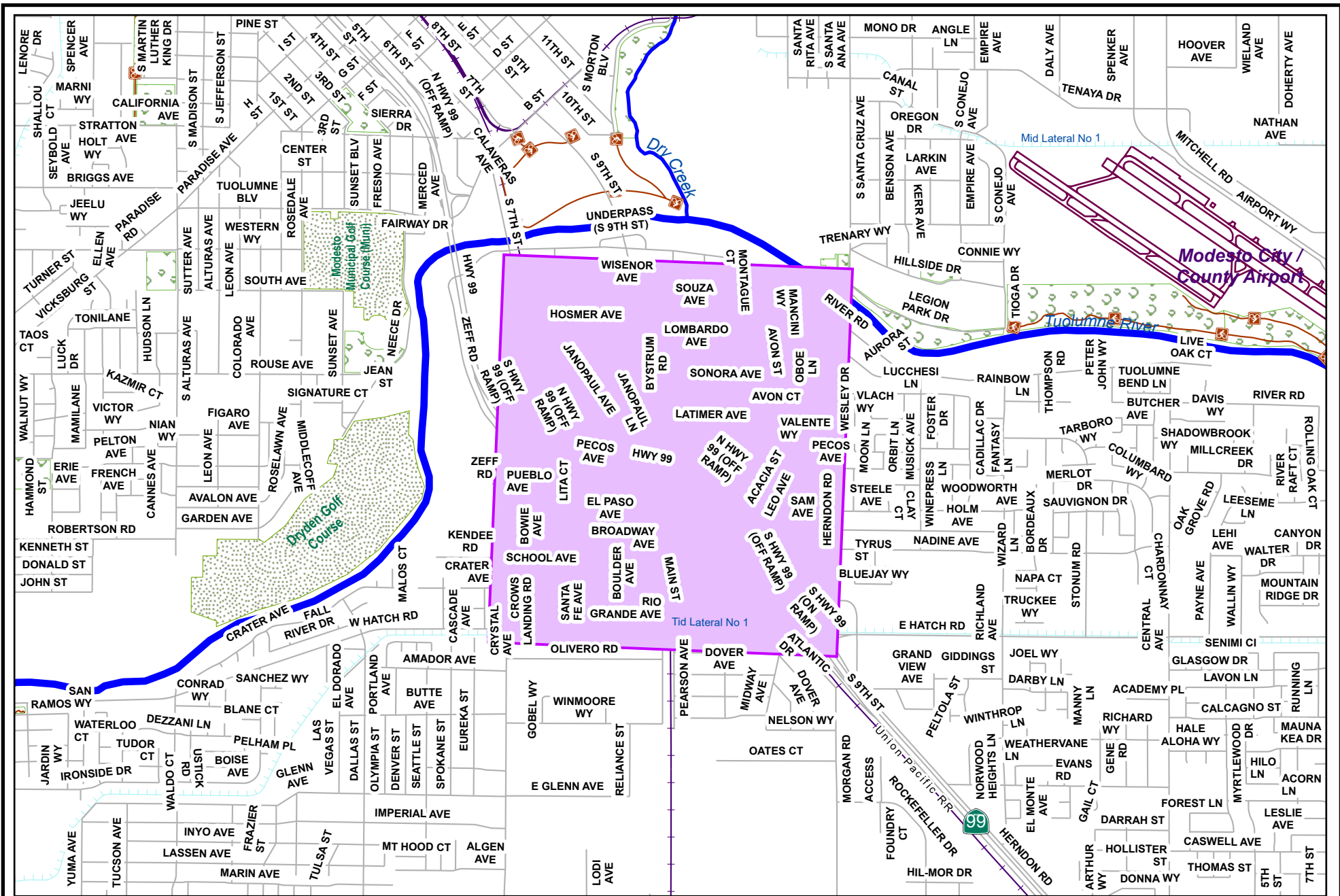
<i>Cost Center:</i> 49999	<i>Category:</i> Water	<i>Start Date:</i> 2020
<i>Hosting Fund:</i> Water Fund - CIP Projects-4180	<i>Type Class:</i> Water	<i>End Date:</i> 2027
<i>Element Listing:</i> Comm Svcs & Fac	<i>Area:</i> System Wide	<i>Status:</i> Active
<i>Classification:</i> Improv	<i>Manager:</i> Vargas, Edgar	<i>Const. Code:</i> Not Awarded

Proj Desc: The project will rehabilitate approximately 26,000 LF of water mains in an area bounded by Carpenter Rd, Chicago Ave and Paradise Rd. The water mains are old, steel and undersized and are prone to leaks and low pressure. The project will replace the existing systems with City standard water mains, valves and hydrants to improve system reliability, flows and pressures. Not a part of this project, the County will install sewer to the same area where coordination between the City and County will be required.

Proj Stat: Project is currently in design. Construction is anticipated to start in early 2026.

Expenditures	Budget	Actual+Commit	Available	Prop. Inc./Dec. for 25-26	Budget+Prop. Inc./Dec.	Avail.+Prop. Inc./Dec.	26-27	27-28	28-29	29-30	Total Budgeted up to 2030
CA Construction Admin	1,000,000	0	1,000,000	0	1,000,000	1,000,000	0	0	0	0	1,000,000
CCF City Construct Force	100,000	0	100,000	0	100,000	100,000	0	0	0	0	100,000
CON Construction	10,000,000	0	10,000,000	0	10,000,000	10,000,000	0	0	0	0	10,000,000
CTGY-CIP Contingency - CIP	1,000,000	0	1,000,000	0	1,000,000	1,000,000	0	0	0	0	1,000,000
EDA Eng/Design/Admin	1,290,417	1,066,162	224,255	0	1,290,417	224,255	0	0	0	0	1,290,417
ENV CIP - Environmental	0	0	0	0	0	0	0	0	0	0	0
Expenditure Totals:	13,390,417	1,066,162	12,324,255	0	13,390,417	12,324,255	0	0	0	0	13,390,417

Fund Balance Required	Budget+Prop. Inc./Dec.	Available+Prop. Inc./Dec.
Water Fund - CIP Projects-4180	13,390,417	12,324,255



City of Modesto

Project #: 101286

UTL - Bystrom Strengthen & Replace Water



City of Modesto: 2026-30 Capital Improvement Program

UTL - Bystrom Area S&R Water Mains - Phase 1

101286

Capital Un-sponsored

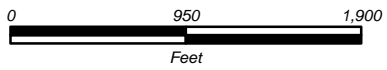
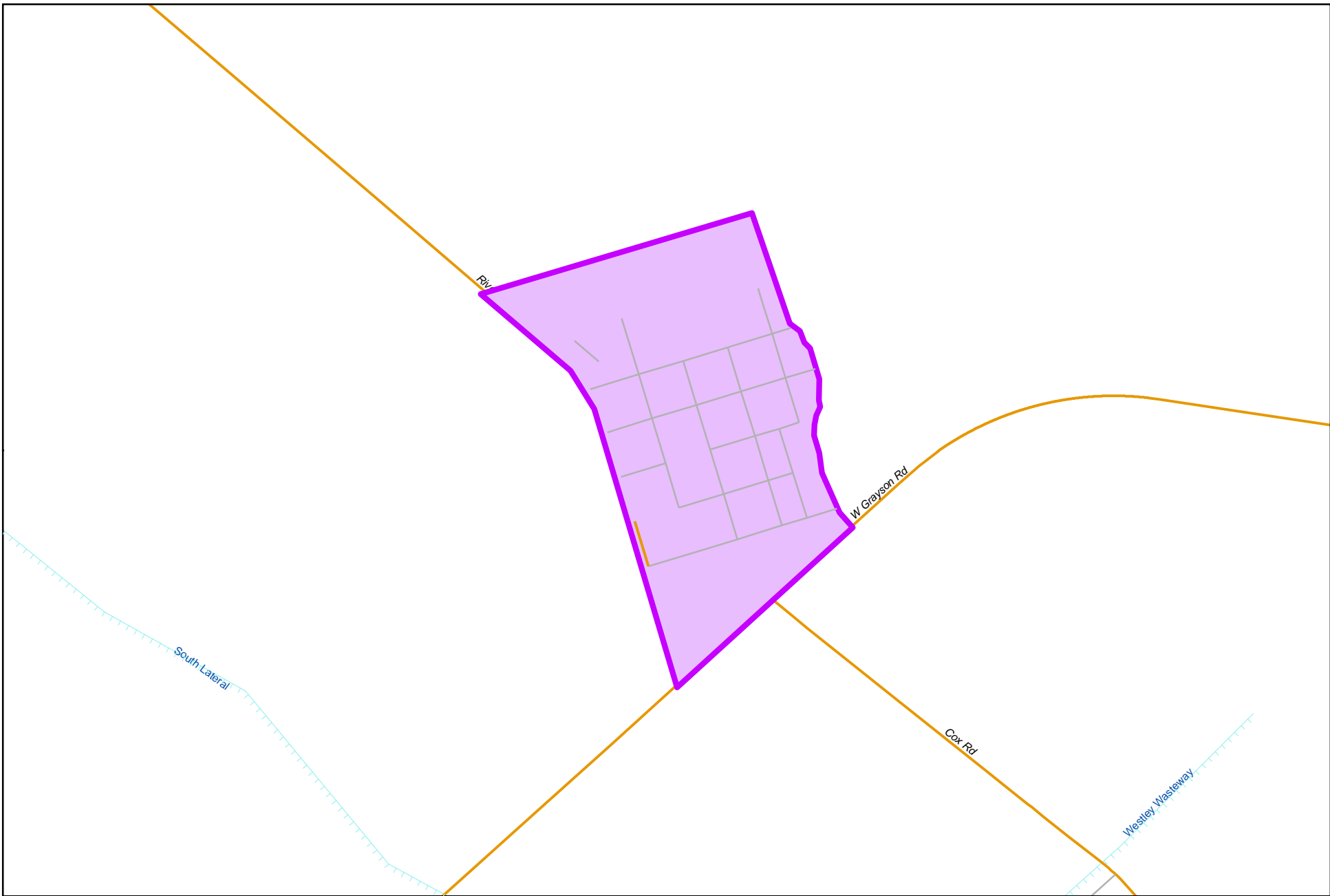
<i>Cost Center:</i> 49999	<i>Category:</i> Water	<i>Start Date:</i> 2020
<i>Hosting Fund:</i> Water Fund - CIP Projects-4180	<i>Type Class:</i> Water	<i>End Date:</i> 2026
<i>Element Listing:</i> Comm Svcs & Fac	<i>Area:</i> System Wide	<i>Status:</i> Active
<i>Classification:</i> Improv	<i>Manager:</i> Vargas, Edgar	<i>Const. Code:</i> Not Awarded

Proj Desc: The project will rehabilitate approximately 10,000 LF of water mains in the Bystrom Rd neighborhood. The water mains in the Bystrom Rd Neighborhood are old, steel and undersized which are prone to leaks and low pressure. The project will replace the existing system with City standard water mains, valves and hydrants to improve system reliability, flows and pressures. The project is bounded by Herndon Rd to the West, Woodworth Ave to the North, Richland Ave to the East and Nadine Ave to the South.

Proj Stat: Design began in FY 23/24 & construction is anticipated for FY 25/26.

Expenditures	Budget	Actual+Commit	Available	Prop. Inc./Dec. for 25-26	Budget+Prop. Inc./Dec.	Avail.+Prop. Inc./Dec.	26-27	27-28	28-29	29-30	Total Budgeted up to 2030
CA Construction Admin	250,000	38,049	211,951	0	250,000	211,951	0	0	0	0	250,000
CCF City Construct Force	50,000	0	50,000	0	50,000	50,000	0	0	0	0	50,000
CON Construction	2,150,000	0	2,150,000	0	2,150,000	2,150,000	0	0	0	0	2,150,000
CTGY-CIP Contingency - CIP	250,000	0	250,000	0	250,000	250,000	0	0	0	0	250,000
EDA Eng/Design/Admin	500,000	377,593	122,407	0	500,000	122,407	0	0	0	0	500,000
Expenditure Totals:	3,200,000	415,642	2,784,358	0	3,200,000	2,784,358	0	0	0	0	3,200,000

Fund Balance Required	Budget+Prop. Inc./Dec.	Available+Prop. Inc./Dec.
Water Fund - CIP Projects-4180	3,200,000	2,784,358



City of Modesto

Project #: 101287

UTL - Grayson Strengthen & Replace Water Mains



City of Modesto: 2026-30 Capital Improvement Program

UTL - Grayson S&R (Suspended)

101287

Capital Un-sponsored

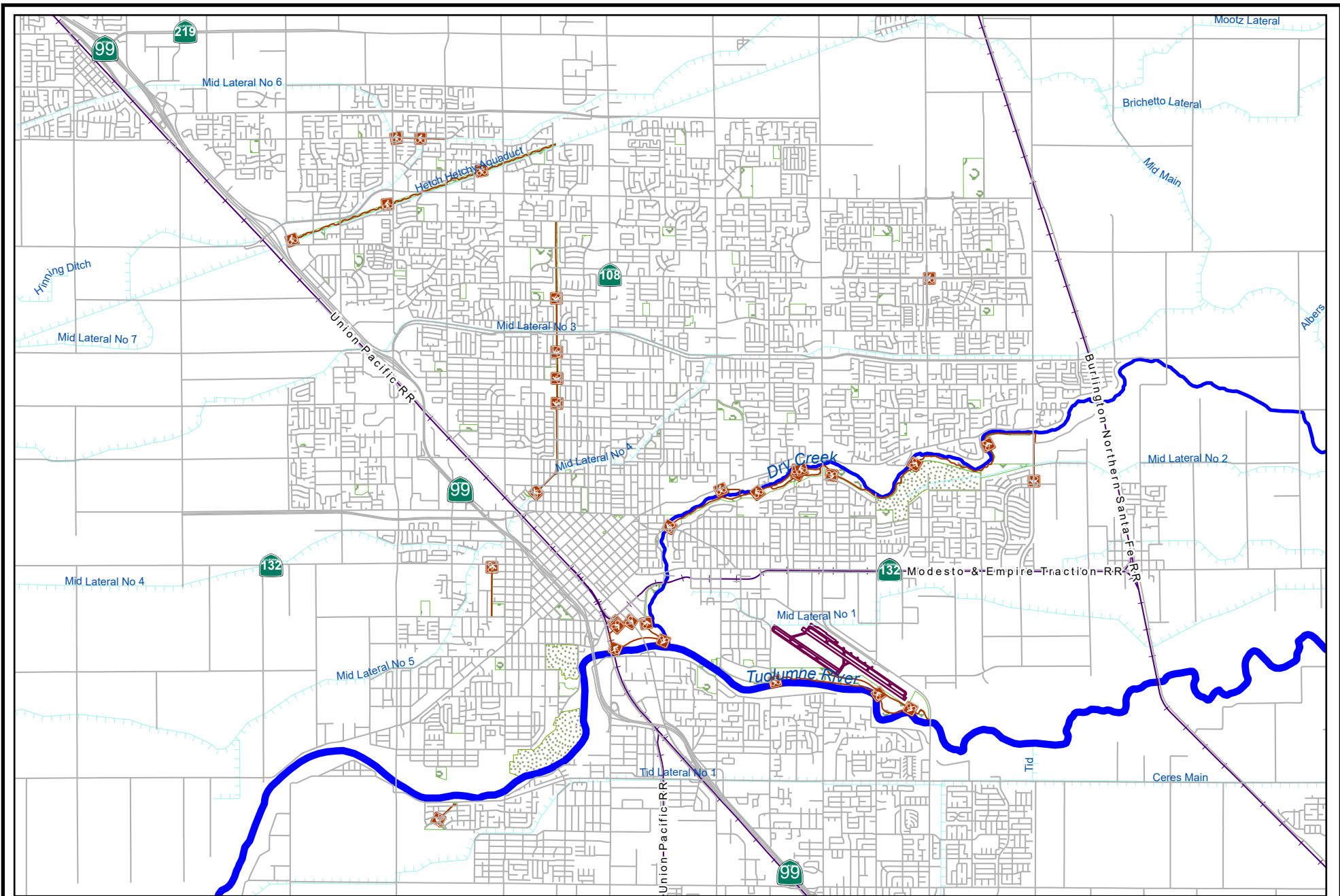
<i>Cost Center:</i> 49999	<i>Category:</i> Water	<i>Start Date:</i>
<i>Hosting Fund:</i> Water Fund - CIP Projects-4180	<i>Type Class:</i> Water	<i>End Date:</i>
<i>Element Listing:</i> Comm Svcs & Fac	<i>Area:</i> System Wide	<i>Status:</i> New
<i>Classification:</i> Replacement	<i>Manager:</i> Vargas, Edgar	<i>Const. Code:</i> To be Closed

Proj Desc: The project will rehabilitate the water mains in the town of Grayson. The water mains bounded by Mary St to the south, River Rd to the west, Minnie St to the north and Charles St to the east. The existing mains are old, steel and undersized which are prone to leaks and low pressure. The project will replace the existing system with City standard water mains, valves and hydrants to improve system reliability, flows and pressures.

Proj Stat: Construction was completed in FY 23/24. Project is currently in closeout process for Council acceptance.

Expenditures	Budget	Actual+Commit	Available	Prop. Inc./Dec. for 25-26	Budget+Prop. Inc./Dec.	Avail.+Prop. Inc./Dec.	26-27	27-28	28-29	29-30	Total Budgeted up to 2030
CA Construction Admin	327,073	233,735	93,338	0	327,073	93,338	0	0	0	0	327,073
CCF City Construct Force	50,000	8,823	41,177	0	50,000	41,177	0	0	0	0	50,000
CON Construction	2,696,561	2,594,770	101,791	0	2,696,561	101,791	0	0	0	0	2,696,561
CTGY-CIP Contingency - CIP	269,656	235,448	34,208	0	269,656	34,208	0	0	0	0	269,656
EDA Eng/Design/Admin	179,710	103,696	76,014	0	179,710	76,014	0	0	0	0	179,710
Expenditure Totals:	3,523,000	3,176,472	346,528	0	3,523,000	346,528	0	0	0	0	3,523,000

Fund Balance Required	Budget+Prop. Inc./Dec.	Available+Prop. Inc./Dec.
Water Fund - CIP Projects-4180	3,523,000	346,528



City of Modesto
 Project #: 101292
 UTL - SCADA System Replacement



City of Modesto: 2026-30 Capital Improvement Program

UTL - SCADA System Replacement

101292

Capital Un-sponsored

<i>Cost Center:</i> 49999	<i>Category:</i> Water	<i>Start Date:</i> 2019
<i>Hosting Fund:</i> Water Fund - CIP Projects-4180	<i>Type Class:</i> Water	<i>End Date:</i> 2026
<i>Element Listing:</i> Comm Svcs & Fac	<i>Area:</i> System Wide	<i>Status:</i> Active
<i>Classification:</i> Replacement	<i>Manager:</i> Alves, Alfred James	<i>Const. Code:</i> Not Awarded

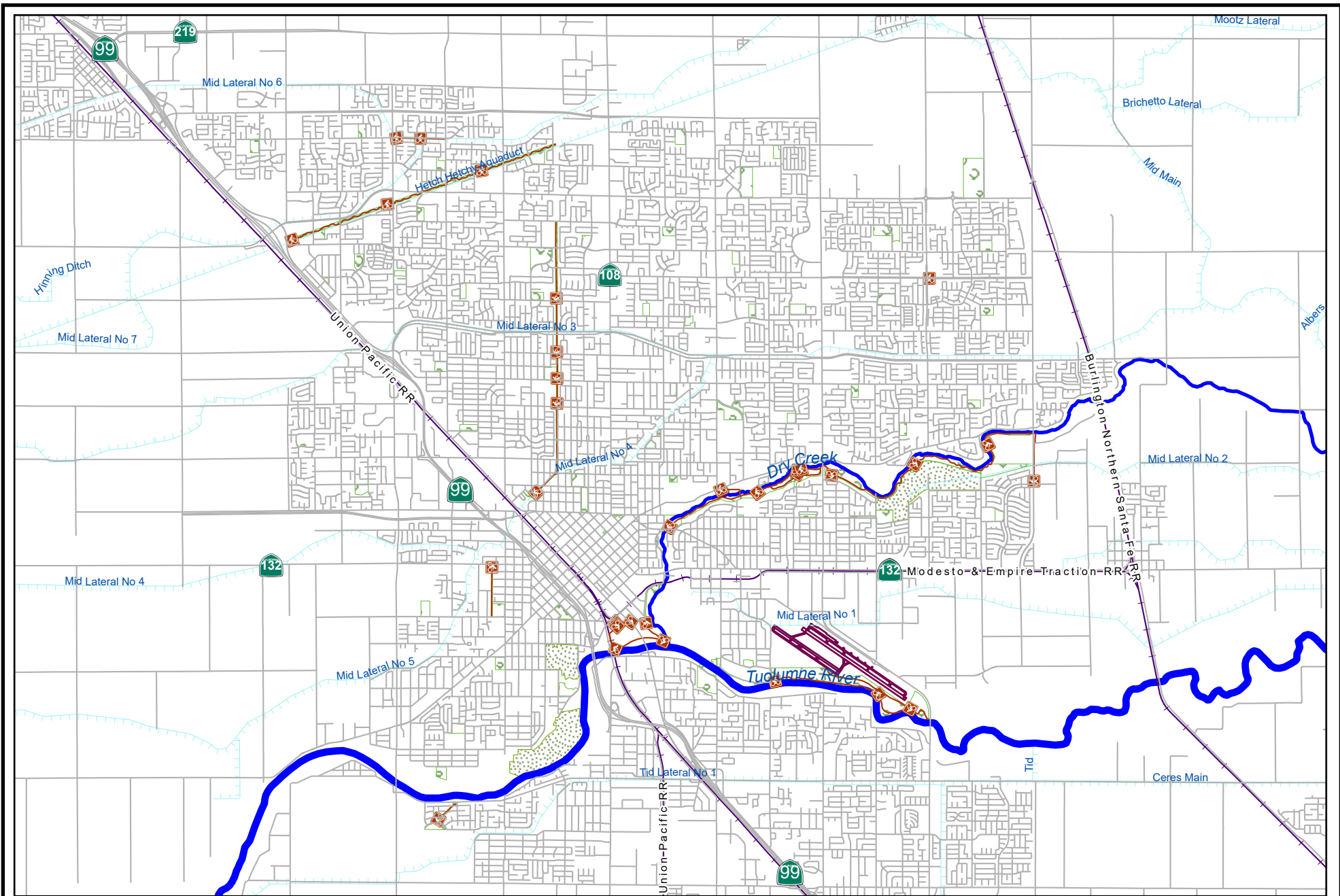
Proj Desc: The City uses a Supervisory Control and Data Acquisition (SCADA) System to operate over 200 water, wastewater, and storm drain facilities (including groundwater wells, tanks, wastewater treatment plant equipment, and lift stations). The SCADA System is comprised of computer hardware, software and a telemetry system that is critical in controlling and delivering a safe drinking water supply to customers and helps in controlling the conveyance and treatment of the City's wastewater. This project will replace the Utilities SCADA System. The project delivery method for this project will be Design-Build (DB).

Proj Stat: Project is currently in design, design is anticipated to be completed in Fall of 2025.

Revenues	Budget	Actuals+Commit	Available	Prop. Inc./Dec. for 25-26	Bud + Prop. Incr/Decr	Avail.+ Prop. Incr/Decr	26-27	27-28	28-29	29-30	Total Budgeted up to 2030
64210 Transfer In from Fund 4210	7,747,995	811,860	6,936,135	0	7,747,995	6,936,135	0	0	0	0	7,747,995
Revenue Totals:	7,747,995	811,860	6,936,135	0	7,747,995	6,936,135	0	0	0	0	7,747,995

Expenditures	Budget	Actual+Commit	Available	Prop. Inc./Dec. for 25-26	Budget+Prop. Inc./Dec.	Avail.+Prop. Inc./Dec.	26-27	27-28	28-29	29-30	Total Budgeted up to 2030
CA Construction Admin	200,000	0	200,000	0	200,000	200,000	0	0	0	0	200,000
CCF City Construct Force	60,000	0	60,000	0	60,000	60,000	0	0	0	0	60,000
CON Construction	8,700,000	0	8,700,000	0	8,700,000	8,700,000	0	0	0	0	8,700,000
CTGY-CIP Contingency - CIP	520,000	0	520,000	0	520,000	520,000	0	0	0	0	520,000
EDA Eng/Design/Admin	6,015,990	5,192,595	823,395	0	6,015,990	823,395	0	0	0	0	6,015,990
Expenditure Totals:	15,495,990	5,192,595	10,303,395	0	15,495,990	10,303,395	0	0	0	0	15,495,990

Fund Balance Required	Budget+Prop. Inc./Dec.	Available+Prop. Inc./Dec.
Water Fund - CIP Projects-4180	7,747,995	3,367,260



City of Modesto
 Project #: 101331
 UTL - Coffee Road Water Main Upgrade



City of Modesto: 2026-30 Capital Improvement Program

UTL - Coffee Road Water Main Upgrade

101331

Capital Un-sponsored

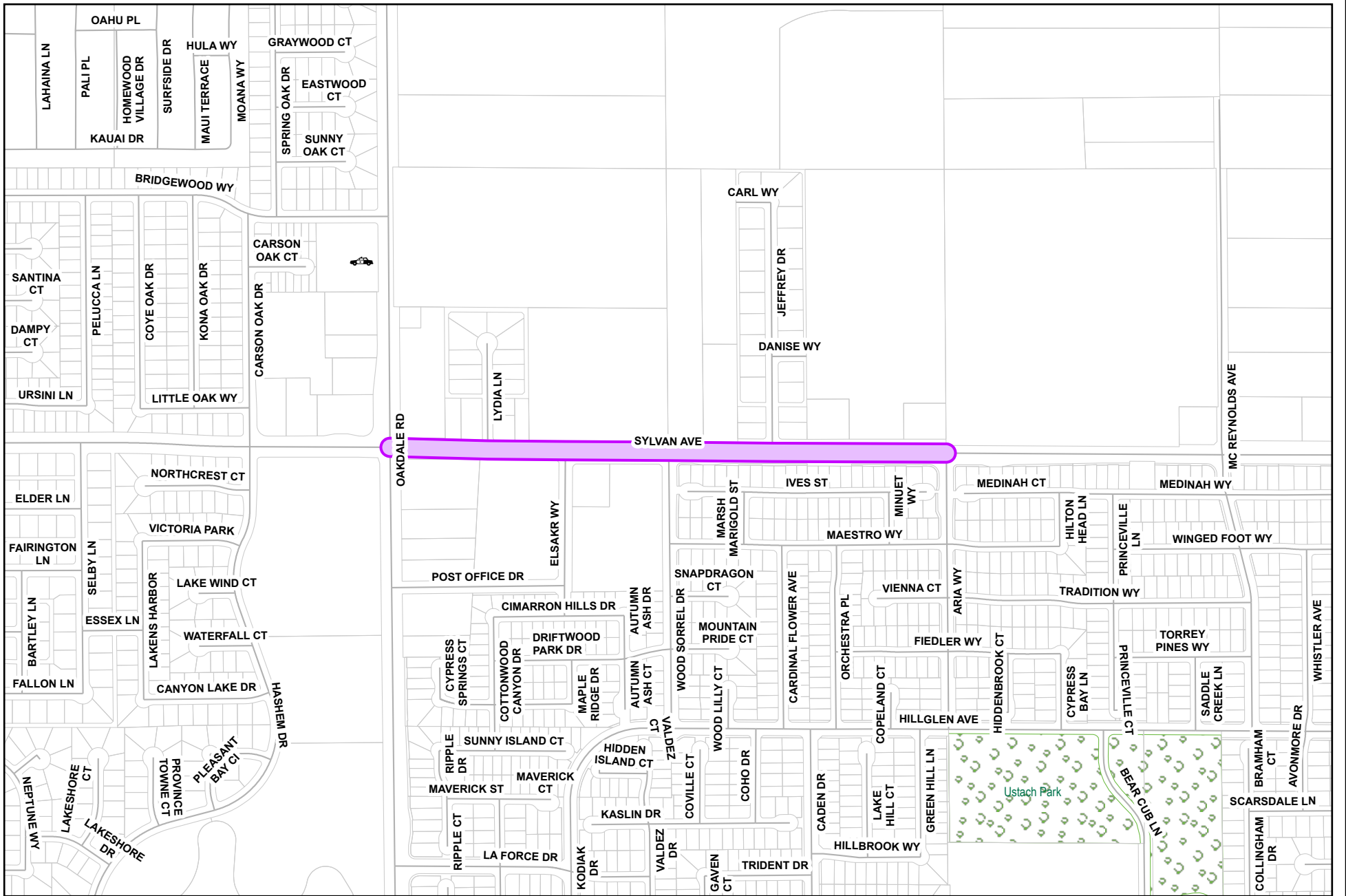
<i>Cost Center:</i> 49999	<i>Category:</i> Water	<i>Start Date:</i> 2021
<i>Hosting Fund:</i> Water Fund - CIP Projects-4180	<i>Type Class:</i> Water	<i>End Date:</i> 2026
<i>Element Listing:</i> Comm Svcs & Fac	<i>Area:</i> System Wide	<i>Status:</i> Active
<i>Classification:</i> Improv	<i>Manager:</i> Vargas, Edgar	<i>Const. Code:</i> Under Construction

Proj Desc: This project will rehabilitate the water main on Coffee Rd from Fairmont to Gloria Way. The water main on Coffee Rd is old, steel and undersized which is prone to leaks and low pressure. The project will replace the existing system with City Standard water mains, valves and hydrants to improve system reliability, flows and pressure.

Proj Stat: Project is currently in construction. Construction anticipated to be completed in FY 25/26.

Expenditures	Budget	Actual+Commit	Available	Prop. Inc./Dec. for 25-26	Budget+Prop. Inc./Dec.	Avail.+Prop. Inc./Dec.	26-27	27-28	28-29	29-30	Total Budgeted up to 2030
CA Construction Admin	89,175	123	89,052	0	89,175	89,052	0	0	0	0	89,175
CCF City Construct Force	50,000	0	50,000	0	50,000	50,000	0	0	0	0	50,000
CON Construction	891,750	0	891,750	0	891,750	891,750	0	0	0	0	891,750
CTGY-CIP Contingency - CIP	89,175	0	89,175	0	89,175	89,175	0	0	0	0	89,175
EDA Eng/Design/Admin	153,987	122,183	31,804	0	153,987	31,804	0	0	0	0	153,987
Expenditure Totals:	1,274,087	122,306	1,151,781	0	1,274,087	1,151,781	0	0	0	0	1,274,087

Fund Balance Required	Budget+Prop. Inc./Dec.	Available+Prop. Inc./Dec.
Water Fund - CIP Projects-4180	1,274,087	1,151,781



City of Modesto

Project #: 101367
 UTL - Sylvan Water Main Upgrade



Page Number: 300



City of Modesto: 2026-30 Capital Improvement Program

UTL - Sylvan Water Main Upgrade

101367

Capital Un-sponsored

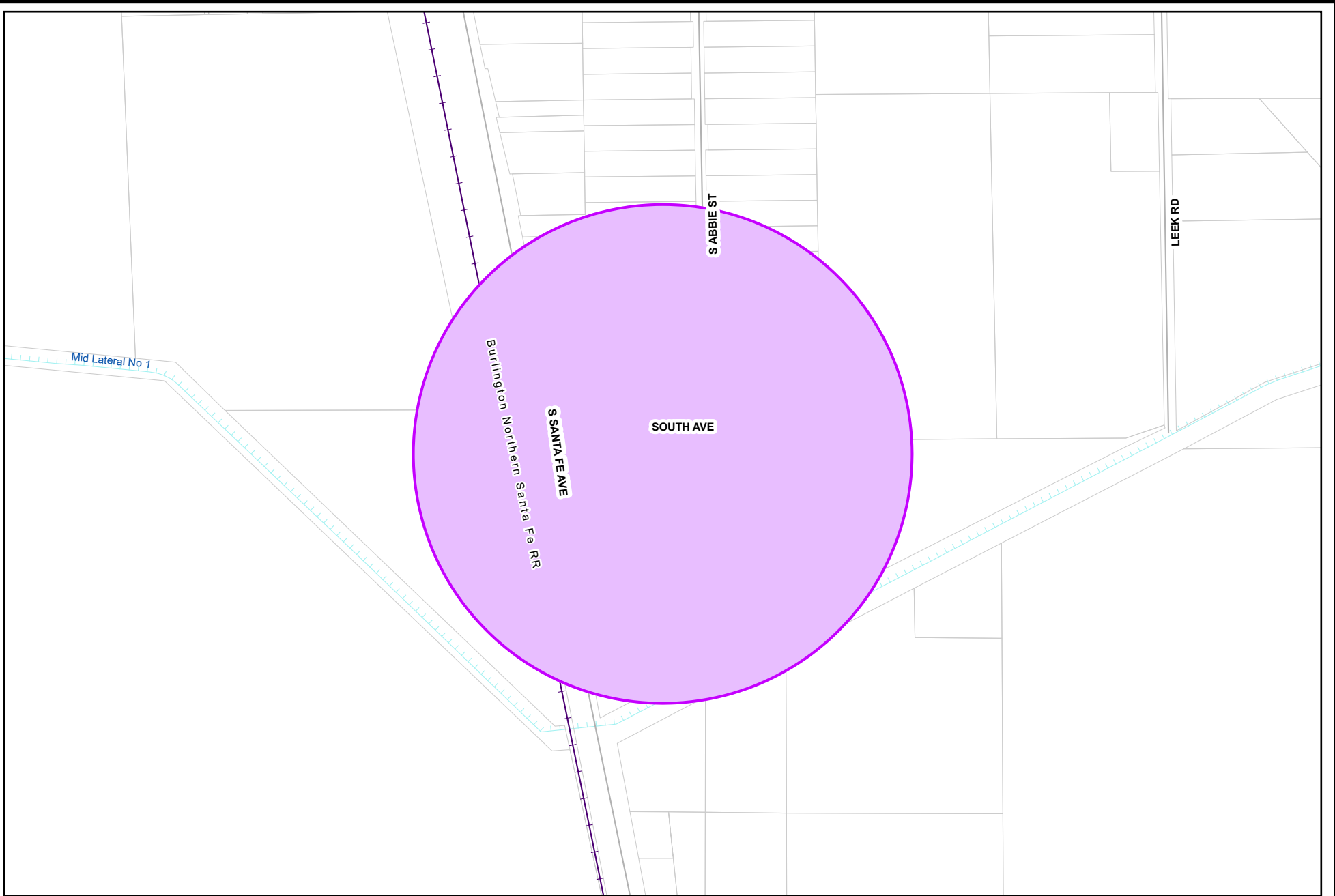
<i>Cost Center:</i> 49999	<i>Category:</i> Water	<i>Start Date:</i> 2021
<i>Hosting Fund:</i> Water Fund - CIP Projects-4180	<i>Type Class:</i> Water	<i>End Date:</i> 2025
<i>Element Listing:</i> Comm Svcs & Fac	<i>Area:</i> System Wide	<i>Status:</i> New
<i>Classification:</i> Improv	<i>Manager:</i> Vargas, Edgar	<i>Const. Code:</i> Under Construction

Proj Desc: The objective of this project is to improve the water flow and pressure and have infrastructure in place for the future Tivoli Development. For this project all the existing undersized and deteriorated water mains will be replaced with a new 12-inch diameter C900 water main along Sylvan Avenue from Oakdale to the future Aria Drive. All services that are connected to the existing 8" line on Sylvan will be transferred to the new 12-inch diameter water main. Fire hydrants within the project area will be evaluated to ensure that proper spacing between hydrants is met. All work within the project limits will conform to the City of Modesto Standards.

Proj Stat: Construction was completed in FY 23/24. Project is awaiting full construction completion of CIP 100535, before it is officially accepted by Council and closed.

Expenditures	Budget	Actual+Commit	Available	Prop. Inc./Dec. for 25-26	Budget+Prop. Inc./Dec.	Avail.+Prop. Inc./Dec.	26-27	27-28	28-29	29-30	Total Budgeted up to 2030
CA Construction Admin	165,702	148,726	16,976	0	165,702	16,976	0	0	0	0	165,702
CC Consultant Charges	1,000	695	305	0	1,000	305	0	0	0	0	1,000
CCF City Construct Force	50,000	36,968	13,032	0	50,000	13,032	0	0	0	0	50,000
CON Construction	1,633,770	1,633,770	0	0	1,633,770	0	0	0	0	0	1,633,770
CTGY-CIP Contingency - CIP	196,053	107,102	88,951	0	196,053	88,951	0	0	0	0	196,053
EDA Eng/Design/Admin	41,947	28,925	13,023	0	41,947	13,023	0	0	0	0	41,947
Expenditure Totals:	2,088,472	1,956,185	132,287	0	2,088,472	132,287	0	0	0	0	2,088,472

Fund Balance Required	Budget+Prop. Inc./Dec.	Available+Prop. Inc./Dec.
Water Fund - CIP Projects-4180	2,088,472	132,287



City of Modesto

Project #: 101403
UTL - Well 312 Treatment & Flushline



Page Number: 313



City of Modesto: 2026-30 Capital Improvement Program

UTL - Well 312 Treatment & Flushline

101403

Capital Un-sponsored

<i>Cost Center:</i> 49999	<i>Category:</i> Water	<i>Start Date:</i> 2022
<i>Hosting Fund:</i> Water Fund - CIP Projects-4180	<i>Type Class:</i> Water	<i>End Date:</i> 2026
<i>Element Listing:</i> Comm Svcs & Fac	<i>Area:</i> System Wide	<i>Status:</i> Active
<i>Classification:</i> Improv	<i>Manager:</i> Vargas, Edgar	<i>Const. Code:</i> Under Construction

Proj Desc: In 2017, Well 312 was taken offline due to water quality issues. This project will fund the implementation of a treatment system to resolve the current water quality issues.

The City has received a one million dollar Urban Drought Relief Grant from the Department of Water Resources to help fund a portion of this project

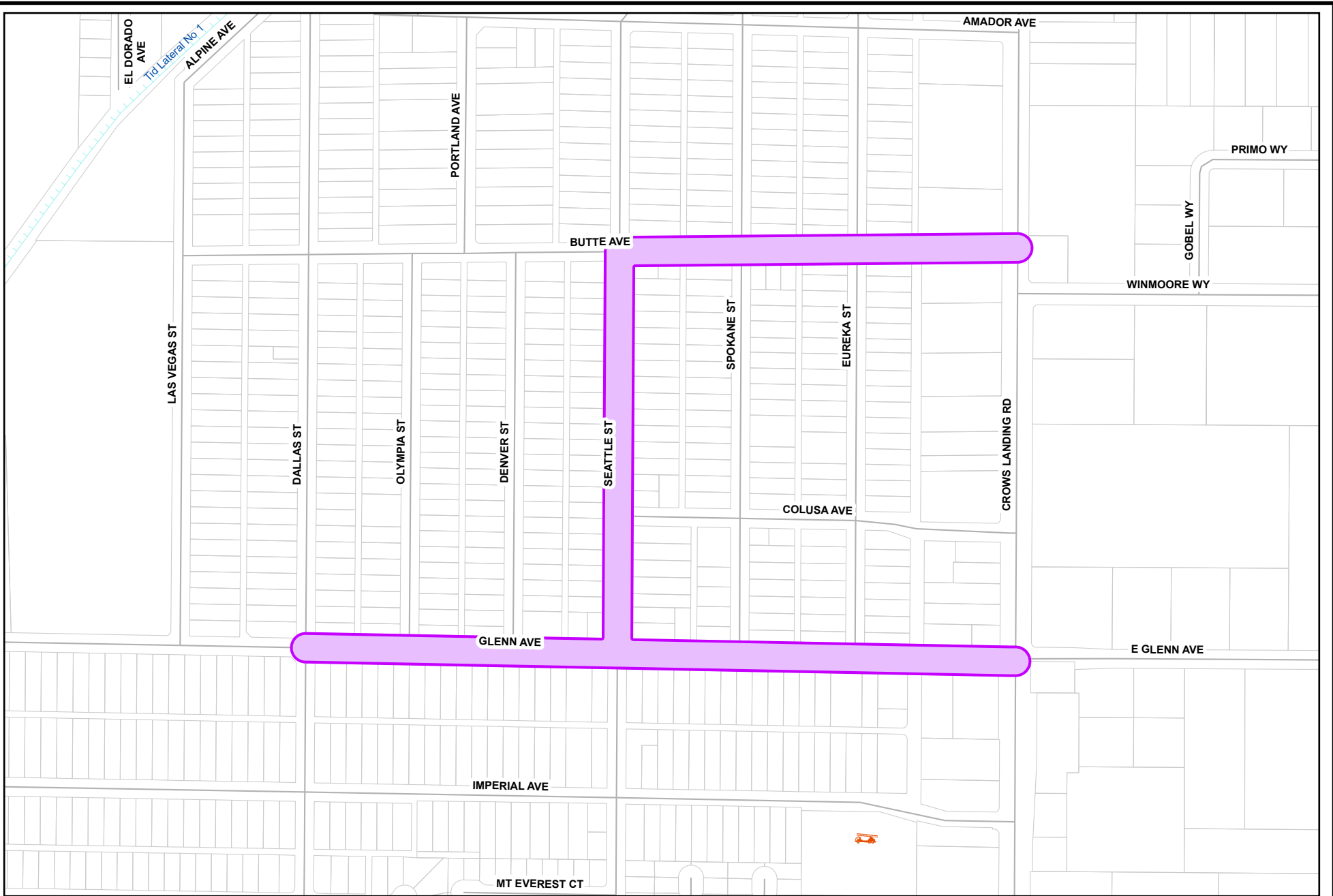
Upon completion of this project, Well 312 will meet the State's drinking water requirements and be brought back online.

Proj Stat: Project is currently under construction and anticipated to be completed by end of 2025.

Revenues	Budget	Actuals+Commit	Available	Prop. Inc./Dec. for 25-26	Bud + Prop. Incr/Decr	Avail.+ Prop. Incr/Decr	26-27	27-28	28-29	29-30	Total Budgeted up to 2030
42210 Intergov - State - Department of Water Resources	1,000,000	70,000	930,000	0	1,000,000	930,000	0	0	0	0	1,000,000
Revenue Totals:	1,000,000	70,000	930,000	0	1,000,000	930,000	0	0	0	0	1,000,000

Expenditures	Budget	Actual+Commit	Available	Prop. Inc./Dec. for 25-26	Budget+Prop. Inc./Dec.	Avail.+Prop. Inc./Dec.	26-27	27-28	28-29	29-30	Total Budgeted up to 2030
CA Construction Admin	375,321	102,390	272,931	0	375,321	272,931	0	0	0	0	375,321
CCF City Construct Force	50,000	0	50,000	0	50,000	50,000	0	0	0	0	50,000
CON Construction	4,060,786	4,060,786	0	0	4,060,786	0	0	0	0	0	4,060,786
CTGY-CIP Contingency - CIP	487,295	2,633	484,663	0	487,295	484,663	0	0	0	0	487,295
EDA Eng/Design/Admin	355,926	267,996	87,930	0	355,926	87,930	0	0	0	0	355,926
LA Land Acquisition	26,890	26,890	0	0	26,890	0	0	0	0	0	26,890
Expenditure Totals:	5,356,218	4,460,694	895,524	0	5,356,218	895,524	0	0	0	0	5,356,218

Fund Balance Required	Budget+Prop. Inc./Dec.	Available+Prop. Inc./Dec.
Water Fund - CIP Projects-4180	4,356,218	-34,476



City of Modesto

Project #: 101450
 UTL - Bret Harte S&R Water Mains



City of Modesto: 2026-30 Capital Improvement Program

UTL - Bret Harte S&R Water Mains

101450
Capital Un-sponsored

<i>Cost Center:</i> 49999	<i>Category:</i> Water	<i>Start Date:</i> 2022
<i>Hosting Fund:</i> Water Fund - CIP Projects-4180	<i>Type Class:</i> Water	<i>End Date:</i> 2025
<i>Element Listing:</i> Comm Svcs & Fac	<i>Area:</i> System Wide	<i>Status:</i> Active
<i>Classification:</i> Improvements	<i>Manager:</i> Vargas, Edgar	<i>Const. Code:</i> Under Construction

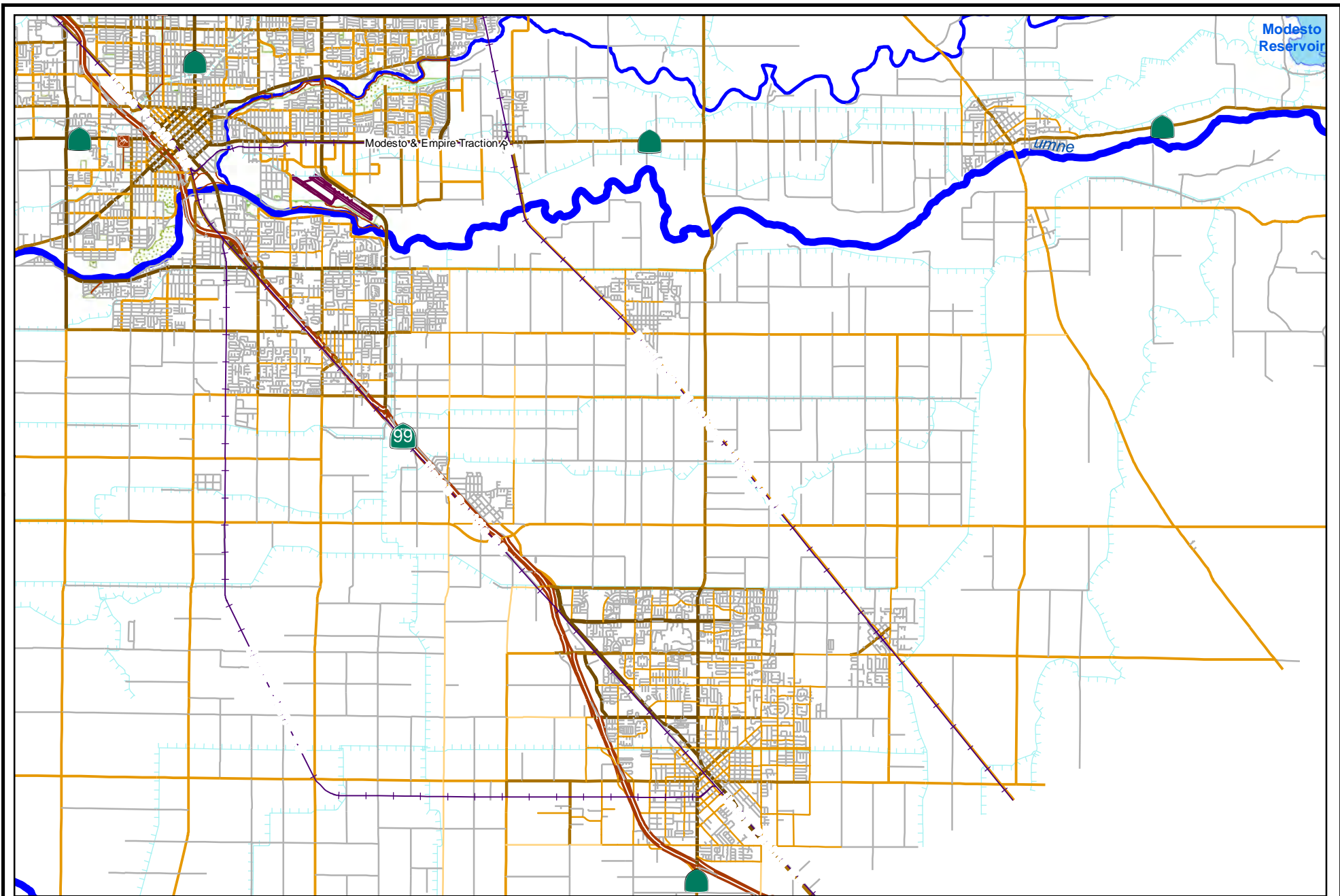
Proj Desc: This project will provide funding to replace approximately 4,750 LF of aged existing water mains within the Bret Harte Neighborhood. Water main replacement will take place on Butte Ave from Seattle St to Crows Landing Rd; On Seattle St from Butte Ave to Glenn Ave; and on Glenn Ave from Dallas St to Crows Landing Rd.

Existing water mains in the area are old, undersized steel mains which are prone to leaking and low pressures. This project will replace the existing system with City standard water mains, valves and fire hydrants to improve system reliability, flows and pressure.

Proj Stat: Project is currently in construction and anticipated to be completed by Fall of 2025.

Expenditures	Budget	Actual+Commit	Available	Prop. Inc./Dec. for 25-26	Budget+Prop. Inc./Dec.	Avail.+Prop. Inc./Dec.	26-27	27-28	28-29	29-30	Total Budgeted up to 2030
CA Construction Admin	120,000	298	119,702	0	120,000	119,702	0	0	0	0	120,000
CCF City Construct Force	50,000	0	50,000	0	50,000	50,000	0	0	0	0	50,000
CON Construction	1,200,000	0	1,200,000	0	1,200,000	1,200,000	0	0	0	0	1,200,000
CTGY-CIP Contingency - CIP	150,000	0	150,000	0	150,000	150,000	0	0	0	0	150,000
EDA Eng/Design/Admin	150,000	32,309	117,691	0	150,000	117,691	0	0	0	0	150,000
Expenditure Totals:	1,670,000	32,607	1,637,393	0	1,670,000	1,637,393	0	0	0	0	1,670,000

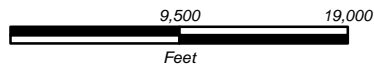
Fund Balance Required	Budget+Prop. Inc./Dec.	Available+Prop. Inc./Dec.
Water Fund - CIP Projects-4180	1,670,000	1,637,393



City of Modesto

Project #: 101458

UTL - Empire Yosemite Water Mains Crossings S&R Projects



City of Modesto: 2026-30 Capital Improvement Program

UTL - Empire Yosemite Water Main Crossings S&R Project

101458

Capital Un-sponsored

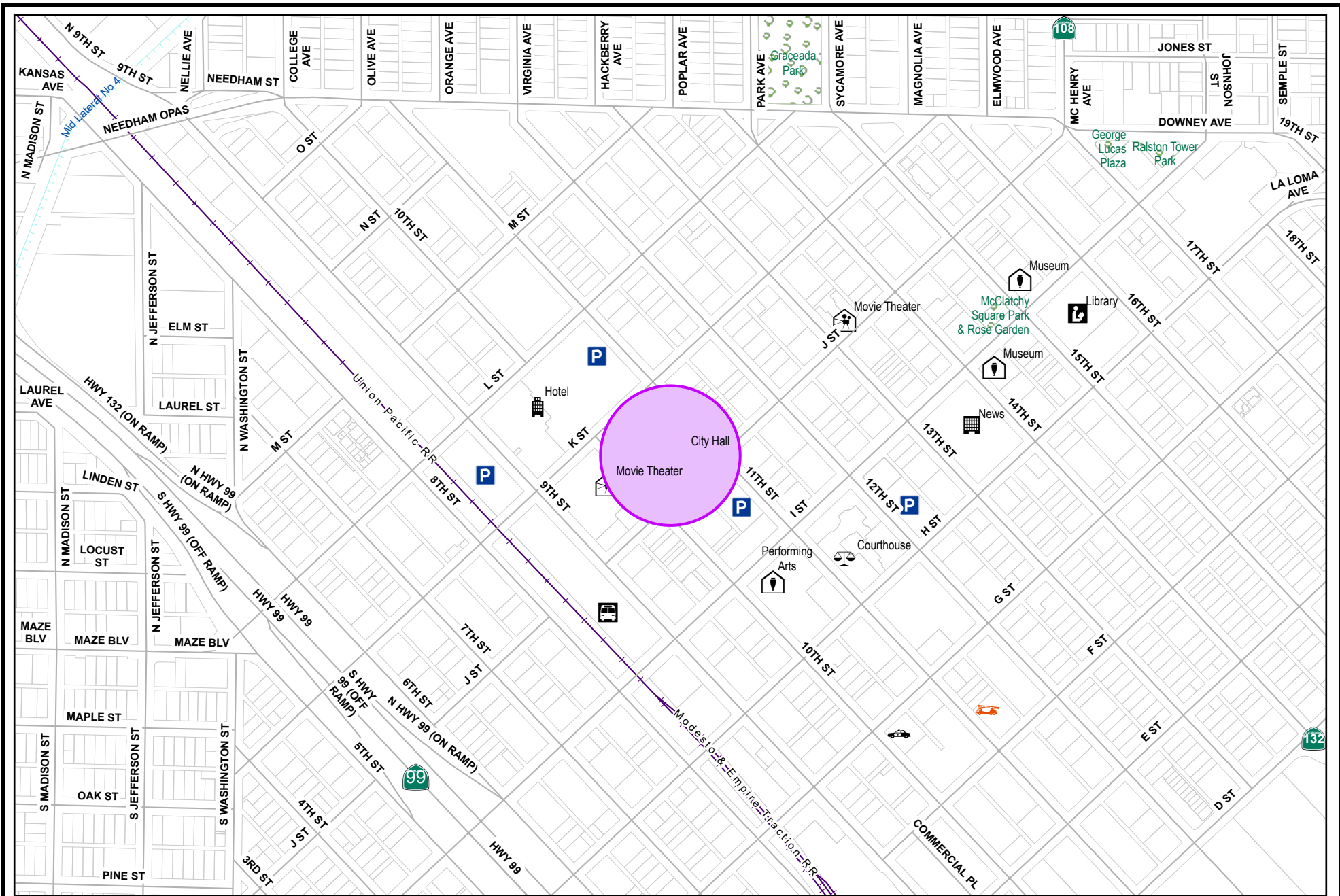
<i>Cost Center:</i> 49999	<i>Category:</i> Water	<i>Start Date:</i>
<i>Hosting Fund:</i> Water Fund - CIP Projects-4180	<i>Type Class:</i> Water	<i>End Date:</i>
<i>Element Listing:</i> Comm Svcs & Fac	<i>Area:</i> System Wide	<i>Status:</i> New
<i>Classification:</i> Improvements	<i>Manager:</i> Vargas, Edgar	<i>Const. Code:</i> To be Closed

Proj Desc: This project will provide approximately 1,350 LF of water main improvements along Yosemite Blvd. (SR-132) in the Empire Community in Stanislaus County. The water main crossings improvements project is generally bounded by Church Street on the West, I Street on the East, 1st Street on the North, and Yosemite Blvd on the South. The City of Modesto, per the Water Master Plan, will be improving the existing 6-inch steel mains to new 12-inch & 8-inch PVC water mains to meet current City Standard Specifications. The improvements will also include replacing various valves & fire hydrants, and upsizing existing Yosemite Blvd water main crossings. The result of this work will improve system reliability by increasing water pressure for the residents, as well as increased fire flows.

Proj Stat: Project is currently in Construction and anticipated to be completed in Spring of 2024.

Expenditures	Budget	Actual+Commit	Available	Prop. Inc./Dec. for 25-26	Budget+Prop. Inc./Dec.	Avail.+Prop. Inc./Dec.	26-27	27-28	28-29	29-30	Total Budgeted up to 2030
CA Construction Admin	109,000	59,090	49,910	0	109,000	49,910	0	0	0	0	109,000
CCF City Construct Force	50,000	9,585	40,415	0	50,000	40,415	0	0	0	0	50,000
CON Construction	1,096,065	1,045,431	50,634	0	1,096,065	50,634	0	0	0	0	1,096,065
CTGY-CIP Contingency - CIP	164,410	90,545	73,865	0	164,410	73,865	0	0	0	0	164,410
EDA Eng/Design/Admin	52,638	28,905	23,733	0	52,638	23,733	0	0	0	0	52,638
Expenditure Totals:	1,472,113	1,233,556	238,557	0	1,472,113	238,557	0	0	0	0	1,472,113

Fund Balance Required	Budget+Prop. Inc./Dec.	Available+Prop. Inc./Dec.
Water Fund - CIP Projects-4180	1,472,113	238,557



City of Modesto

Project #: 101484
 PW - Traffic Operations Center Upgrade



Page Number: 321



UTL - Grayson Nitrate Treatment System Replacement

101484

Capital Un-sponsored

<i>Cost Center:</i> 49999	<i>Category:</i> Water	<i>Start Date:</i>
<i>Hosting Fund:</i> Water Fund - CIP Projects-4180	<i>Type Class:</i> Water	<i>End Date:</i>
<i>Element Listing:</i> Comm Svcs & Fac	<i>Area:</i> System Wide	<i>Status:</i> Active
<i>Classification:</i> Replacement	<i>Manager:</i> Daniels, Jeffery L	<i>Const. Code:</i> To be Closed

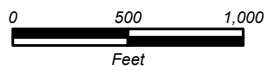
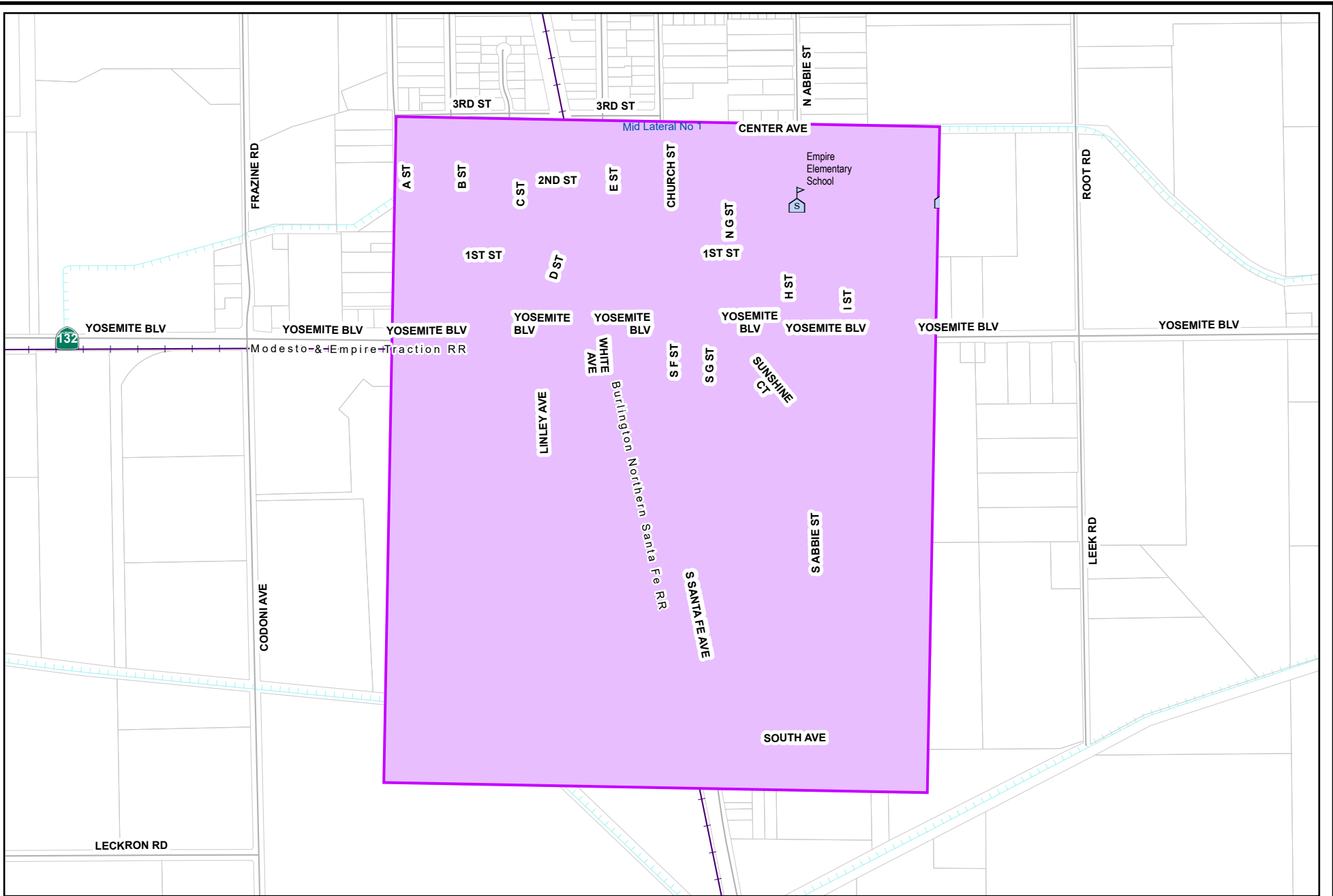
Proj Desc: In April 2022, the State's Division of Drinking Water informed City Staff that the existing nitrate removal system in place since 2003 is at the end of its useful life. The State's review of the City's past inspection reports, water quality monitoring data and system performance records; require the City to replace the existing system with a similar approved and tested treatment system. The Envirogen System has already been approved and vetted by the State as a treatment system that removes nitrates. Keeping the system in place will not only enable the City of Modesto to maintain its current permit with the State but will also ensure that compliance with the drinking water quality standards it has previously maintained. Due to the acute nature of nitrate contamination that is known to cause health issues, it is not recommended to utilize a new technology that may or may not be approved by the State. Utilities Staff requests approving this sole source purchase with Envirogen for a new Dual MinX Regenerable Ion Exchange Treatment System.

In April 2022, the State's Division of Drinking Water informed City Staff that the existing nitrate removal system in place since 2003 is at the end of its useful life. The State's review of the City's past inspection reports, water quality monitoring data and system performance records; require the City to replace the existing system with a similar approved and tested treatment system. The Envirogen System has already been approved and vetted by the State as a treatment system that removes nitrates. Keeping the system in place will not only enable the City of Modesto to maintain its current permit with the State but will also ensure that compliance with the drinking water quality standards it has previously maintained. Due to the acute nature of nitrate contamination that is known to cause health issues, it is not recommended to utilize a new technology that may or may not be approved by the State. Utilities Staff requests approving this sole source purchase with Envirogen for a new Dual MinX Regenerable Ion Exchange Treatment System.

Proj Stat: Treatment system is currently being manufactured. Installation of system is anticipated in Spring of 2024.

Expenditures	Budget	Actual+Commit	Available	Prop. Inc./Dec. for 25-26	Budget+Prop. Inc./Dec.	Avail.+Prop. Inc./Dec.	26-27	27-28	28-29	29-30	Total Budgeted up to 2030
CA Construction Admin	15,000	0	15,000	0	15,000	15,000	0	0	0	0	15,000
CCF City Construct Force	25,000	0	25,000	0	25,000	25,000	0	0	0	0	25,000
CTGY-CIP Contingency - CIP	150,941	19,147	131,794	0	150,941	131,794	0	0	0	0	150,941
EA Equip Acquisition	1,643,367	1,643,367	0	0	1,643,367	0	0	0	0	0	1,643,367
EDA Eng/Design/Admin	35,000	1,781	33,219	0	35,000	33,219	0	0	0	0	35,000
Expenditure Totals:	1,869,308	1,664,295	205,013	0	1,869,308	205,013	0	0	0	0	1,869,308

Fund Balance Required	Budget+Prop. Inc./Dec.	Available+Prop. Inc./Dec.
Water Fund - CIP Projects-4180	1,869,308	205,013



City of Modesto

Project #: 101504
 UTL - Empire Strengthen & Replace Water



Page Number: 325



City of Modesto: 2026-30 Capital Improvement Program

UTL - Empire Strengthen & Replace Water Mains - Phase 2 & 3 Project

101504

Capital Un-sponsored

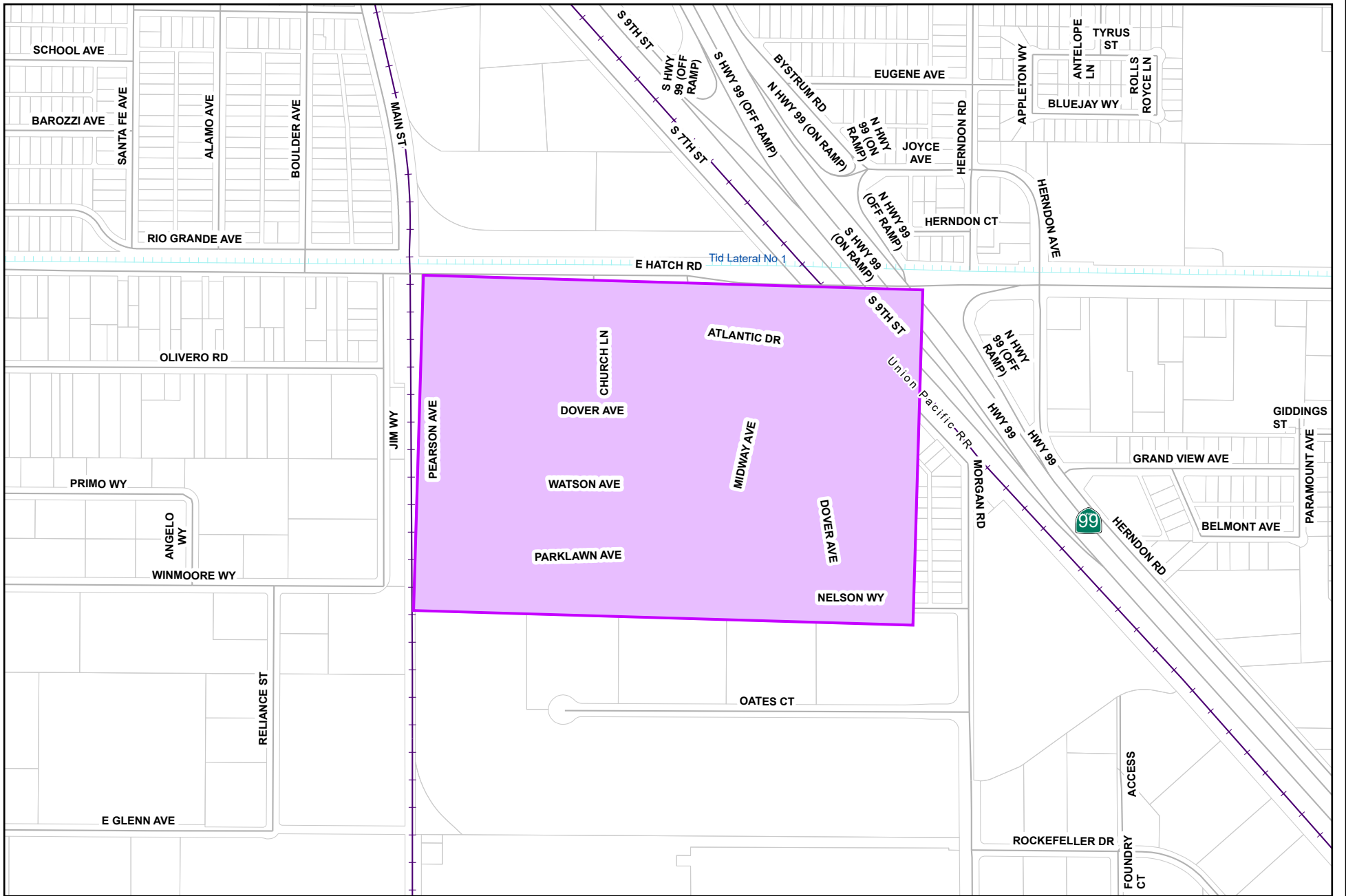
<i>Cost Center:</i> 49999	<i>Category:</i> Water	<i>Start Date:</i> 2023
<i>Hosting Fund:</i> Water Fund - CIP Projects-4180	<i>Type Class:</i> Water	<i>End Date:</i> 2028
<i>Element Listing:</i> Comm Svcs & Fac	<i>Area:</i> System Wide	<i>Status:</i> Active
<i>Classification:</i> Improvements	<i>Manager:</i> Vargas, Edgar	<i>Const. Code:</i> Not Awarded

Proj Desc: This project will strengthen & replace approximately 28,000 LF of water mains in the Empire Service Area within two phases (Phase 2 & 3). Phase 2 is generally bounded by 3rd Street and Center Avenue to the South, Root Road to the East, Summit Way & Northland Drive to the North, and Santa Fe Railroad to the West. Phase 3 is generally bounded by Yosemite Boulevard (SR 132) to the South, Santa Fe Railroad to the East, A Street & B Street to the North, and A Street to the West. Existing water mains in this area are old and undersized steel mains which are prone to leaking and having low pressures. This project is the second and third of three phases that will replace the existing systems with City Standard water mains, valves, and hydrants to improve system reliability, flows, and pressures.

Proj Stat: Project is currently in design. Construction is anticipated to begin in FY 25/26.

Expenditures	Budget	Actual+Commit	Available	Prop. Inc./Dec. for 25-26	Budget+Prop. Inc./Dec.	Avail.+Prop. Inc./Dec.	26-27	27-28	28-29	29-30	Total Budgeted up to 2030
CA Construction Admin	980,000	49,100	930,900	0	980,000	930,900	0	0	0	0	980,000
CCF City Construct Force	15,000	0	15,000	0	15,000	15,000	0	0	0	0	15,000
CON Construction	9,800,000	0	9,800,000	0	9,800,000	9,800,000	0	0	0	0	9,800,000
CTGY-CIP Contingency - CIP	980,000	0	980,000	0	980,000	980,000	0	0	0	0	980,000
EDA Eng/Design/Admin	1,275,000	139,187	1,135,813	0	1,275,000	1,135,813	0	0	0	0	1,275,000
Expenditure Totals:	13,050,000	188,287	12,861,713	0	13,050,000	12,861,713	0	0	0	0	13,050,000

Fund Balance Required	Budget+Prop. Inc./Dec.	Available+Prop. Inc./Dec.
Water Fund - CIP Projects-4180	13,050,000	12,861,713



City of Modesto

Project #: 101512
 UTL - South Modesto Areas Strengthen &



City of Modesto: 2026-30 Capital Improvement Program

**UTL - South Modesto Areas Strengthen & Replace Water Mains - Phase 1 Project
(Parklawn & N. Bret Harte)**

101512

Capital Un-sponsored

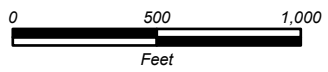
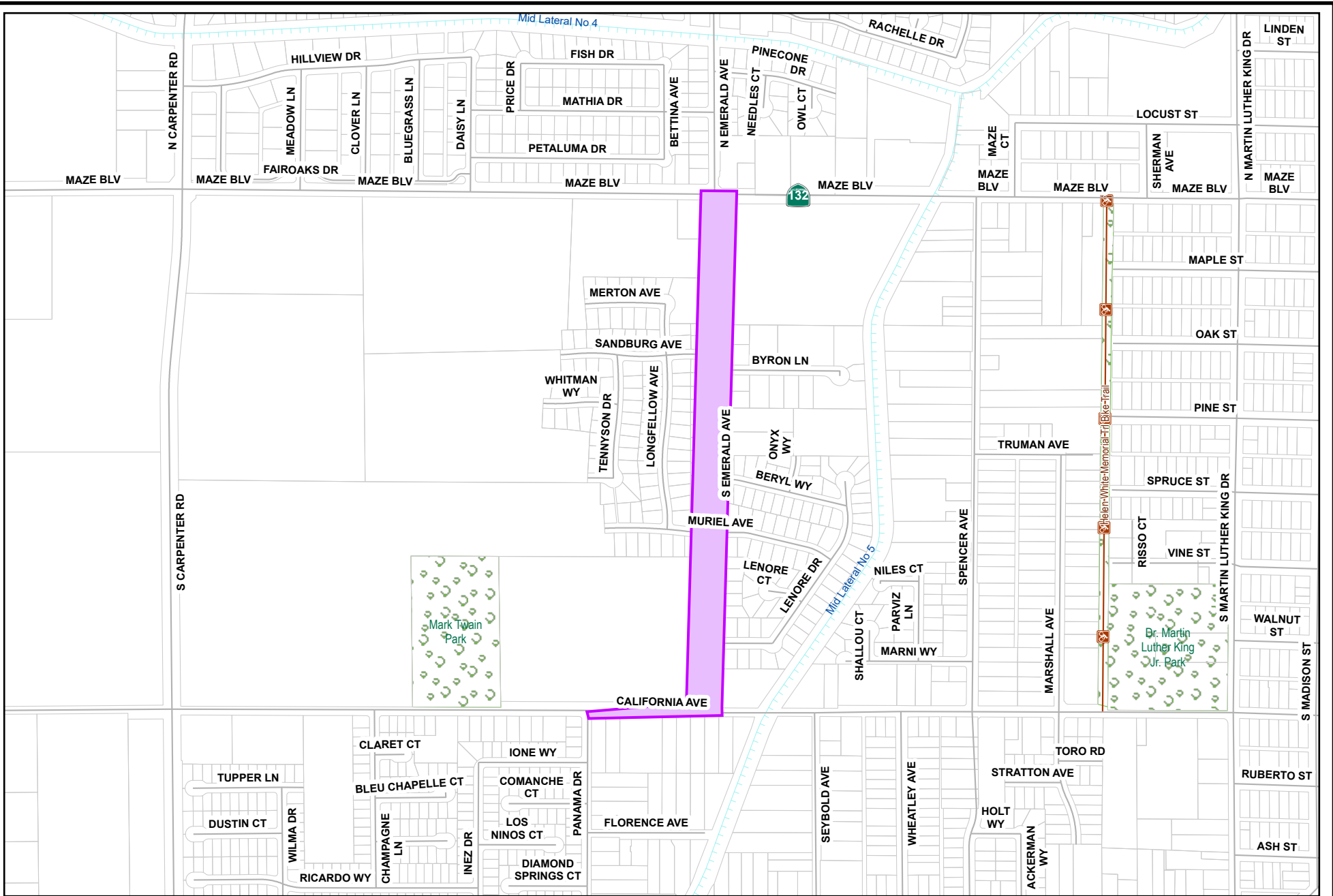
<i>Cost Center:</i> 49999	<i>Category:</i> Water	<i>Start Date:</i> 2023
<i>Hosting Fund:</i> Water Fund - CIP Projects-4180	<i>Type Class:</i> Water	<i>End Date:</i> 2026
<i>Element Listing:</i> Comm Svcs & Fac	<i>Area:</i> System Wide	<i>Status:</i> Active
<i>Classification:</i> Improvements	<i>Manager:</i> Vargas, Edgar	<i>Const. Code:</i> Not Awarded

Proj Desc: This project will strengthen & replace approximately 26,000 LF of water mains in the South Modesto Neighborhood Areas of Parklawn and North Bret Harte. The Parklawn Neighborhood project area is generally bounded by E. Hatch Road on the North, Pearson Avenue to the West, Parklawn Avenue and Nelson Way to the South, and Morgan Road to the East. The North Bret Harte Neighborhood project area is generally bounded by W. Hatch Road to the North, Las Vegas Street to the West, Glenn Avenue to the South, and Crows Landing Road to the East. Existing water mains in this area are old and undersized steel mains which are prone to leaking and having low pressures. This project will replace the existing systems with City Standard water mains, valves, and hydrants to improve system reliability, flows, and pressures.

Proj Stat: Project is currently in design. Construction is anticipated to begin in FY 25/26.

Expenditures	Budget	Actual+Commit	Available	Prop. Inc./Dec. for 25-26	Budget+Prop. Inc./Dec.	Avail.+Prop. Inc./Dec.	26-27	27-28	28-29	29-30	Total Budgeted up to 2030
CA Construction Admin	1,000,000	0	1,000,000	0	1,000,000	1,000,000	0	0	0	0	1,000,000
CCF City Construct Force	50,000	0	50,000	0	50,000	50,000	0	0	0	0	50,000
CON Construction	10,450,546	0	10,450,546	0	10,450,546	10,450,546	0	0	0	0	10,450,546
CTGY-CIP Contingency - CIP	1,035,000	0	1,035,000	0	1,035,000	1,035,000	0	0	0	0	1,035,000
EDA Eng/Design/Admin	1,504,454	325,881	1,178,573	0	1,504,454	1,178,573	0	0	0	0	1,504,454
Expenditure Totals:	14,040,000	325,881	13,714,119	0	14,040,000	13,714,119	0	0	0	0	14,040,000

Fund Balance Required	Budget+Prop. Inc./Dec.	Available+Prop. Inc./Dec.
Water Fund - CIP Projects-4180	14,040,000	13,714,119



City of Modesto

Project #: 101554

UTL - Mark Twain Jr. High Area Strenghten



Page Number: 328



City of Modesto: 2026-30 Capital Improvement Program

UTL - Mark Twain Jr. High Area Strengthen & Replace Water Mains - Phase 1 Project

101554

Capital Un-sponsored

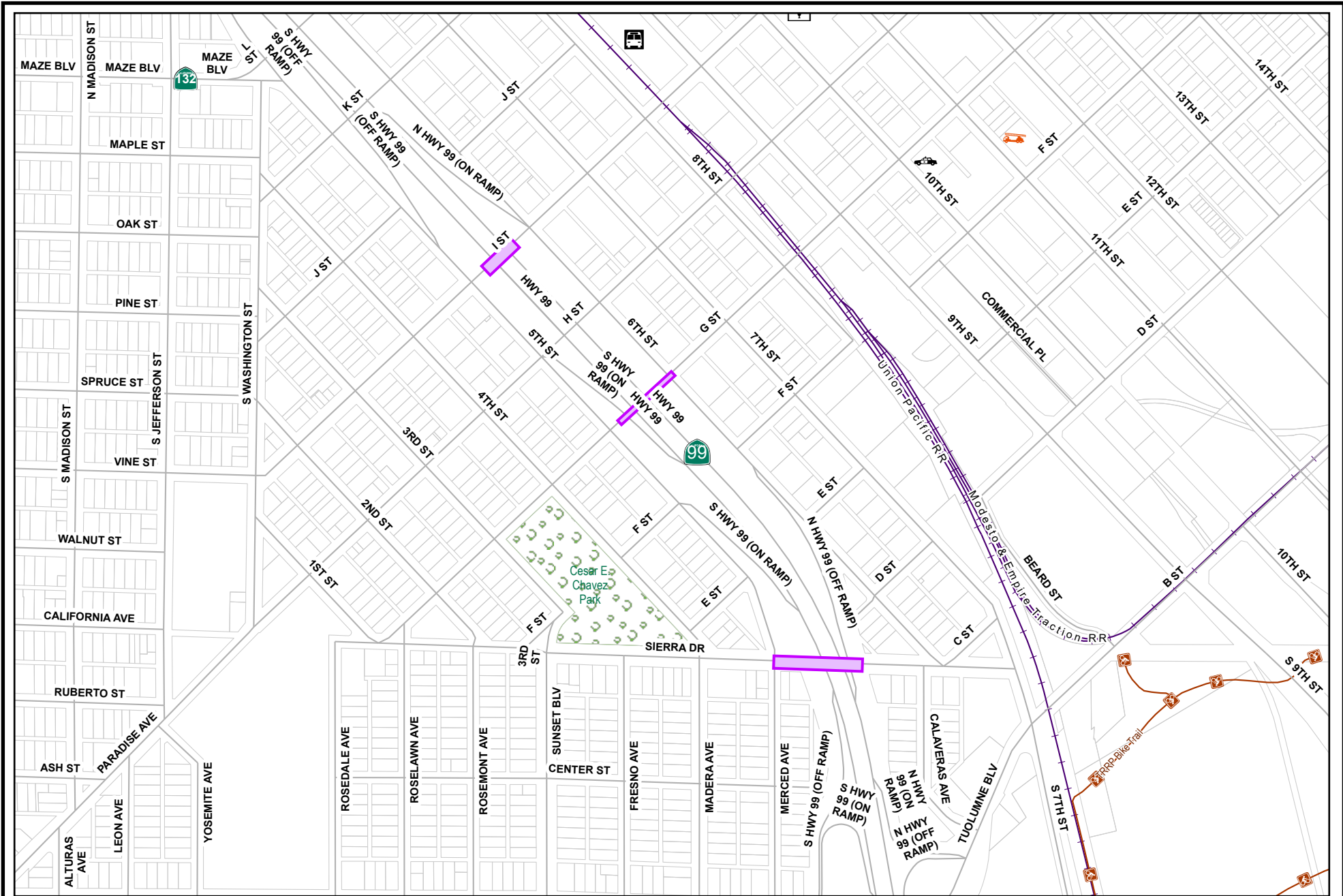
<i>Cost Center:</i> 49999	<i>Category:</i> Water	<i>Start Date:</i> 2023
<i>Hosting Fund:</i> Water Fund - CIP Projects-4180	<i>Type Class:</i> Water	<i>End Date:</i> 2027
<i>Element Listing:</i> Comm Svcs & Fac	<i>Area:</i> System Wide	<i>Status:</i> Active
<i>Classification:</i> Improvements	<i>Manager:</i> Vargas, Edgar	<i>Const. Code:</i> Not Awarded

Proj Desc: This project will provide approximately 3,500 LF of water main improvements on California Avenue and S. Emerald Avenue in the Mark Twain Jr. High Neighborhood Area in West Modesto. The project is generally bounded by Maze Boulevard on the North, Panama Drive to the West, California Avenue to the South, and Seybold Avenue to the East. Existing water mains in this area are old and undersized steel mains which are prone to leaking, low pressures, and having corrosion issues. This project will replace and upgrade the existing systems with City Standard water mains, valves, and hydrants to improve system reliability, flows, and pressures.

Proj Stat: Project is currently in design. Construction is anticipated to begin in FY 26/27.

Expenditures	Budget	Actual+Commit	Available	Prop. Inc./Dec. for 25-26	Budget+Prop. Inc./Dec.	Avail.+Prop. Inc./Dec.	26-27	27-28	28-29	29-30	Total Budgeted up to 2030
CA Construction Admin	90,000	0	90,000	0	90,000	90,000	0	0	0	0	90,000
CCF City Construct Force	300,000	0	300,000	0	300,000	300,000	0	0	0	0	300,000
CON Construction	900,000	0	900,000	0	900,000	900,000	0	0	0	0	900,000
CTGY-CIP Contingency - CIP	90,000	0	90,000	0	90,000	90,000	0	0	0	0	90,000
EDA Eng/Design/Admin	90,000	0	90,000	0	90,000	90,000	0	0	0	0	90,000
Expenditure Totals:	1,470,000	0	1,470,000	0	1,470,000	1,470,000	0	0	0	0	1,470,000

Fund Balance Required	Budget+Prop. Inc./Dec.	Available+Prop. Inc./Dec.
Water Fund - CIP Projects-4180	1,470,000	1,470,000



City of Modesto

Project #: 101557

UTL - Hwy 99 S&R Water Main Crossings (I



City of Modesto: 2026-30 Capital Improvement Program

UTL - Hwy 99 S&R Water Main Crossings (I Street, G Street, Sierra Drive)

101557

Capital Un-sponsored

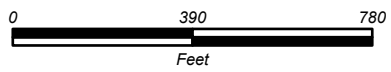
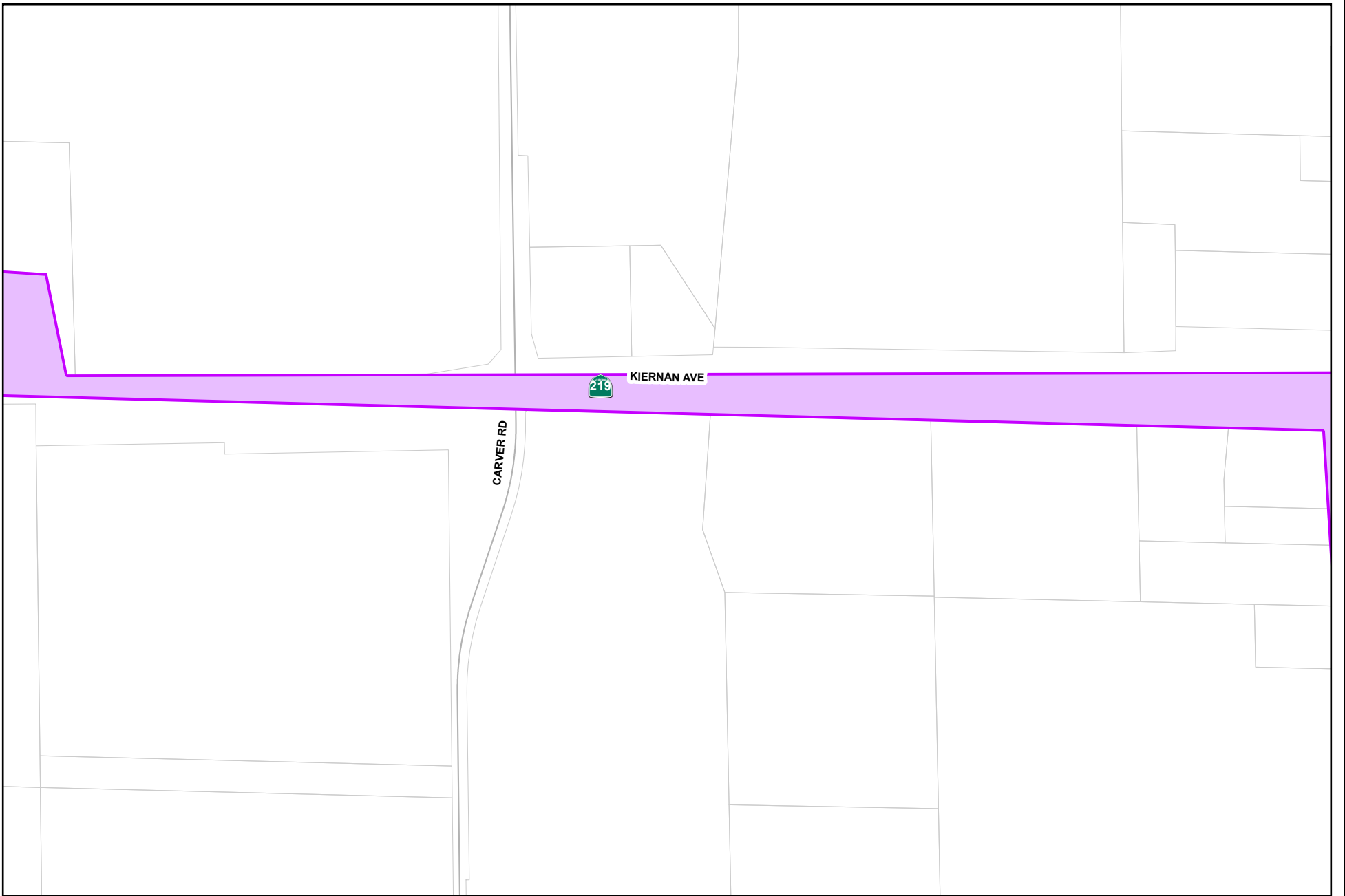
<i>Cost Center:</i> 49999	<i>Category:</i> Water	<i>Start Date:</i> 2023
<i>Hosting Fund:</i> Water Fund - CIP Projects-4180	<i>Type Class:</i> Water	<i>End Date:</i> 2027
<i>Element Listing:</i> Comm Svcs & Fac	<i>Area:</i> System Wide	<i>Status:</i> Active
<i>Classification:</i> Improvements	<i>Manager:</i> Vargas, Edgar	<i>Const. Code:</i> Not Awarded

Proj Desc: This project will strengthen & replace approximately 1,220 LF of water mains along three bridge overcrossings, across Highway 99 in Central Modesto. The water mains are located within existing steel casings installed in the bridge overcrossings along I Street, G Street, and Sierra Drive. These crossing mains are important to the City's water system due to being the distribution points between the Northeast side of Hwy 99 and the Southwest side. The existing water mains are old and undersized cast iron steel mains which are prone to leaking and having low pressures. This project will replace and upgrade the existing mains with City Standard water mains to improve system reliability, flows, and pressures.

Proj Stat: Project is currently in design. Construction is anticipated to begin in FY 25/26.

Expenditures	Budget	Actual+Commit	Available	Prop. Inc./Dec. for 25-26	Budget+Prop. Inc./Dec.	Avail.+Prop. Inc./Dec.	26-27	27-28	28-29	29-30	Total Budgeted up to 2030
CA Construction Admin	300,000	0	300,000	0	300,000	300,000	0	0	0	0	300,000
CCF City Construct Force	50,000	0	50,000	0	50,000	50,000	0	0	0	0	50,000
CON Construction	3,000,000	0	3,000,000	0	3,000,000	3,000,000	0	0	0	0	3,000,000
CTGY-CIP Contingency - CIP	300,000	0	300,000	0	300,000	300,000	0	0	0	0	300,000
EDA Eng/Design/Admin	694,091	500,065	194,026	0	694,091	194,026	0	0	0	0	694,091
Expenditure Totals:	4,344,091	500,065	3,844,026	0	4,344,091	3,844,026	0	0	0	0	4,344,091

Fund Balance Required	Budget+Prop. Inc./Dec.	Available+Prop. Inc./Dec.
Water Fund - CIP Projects-4180	4,344,091	3,844,026



City of Modesto

Project #: 101571
UTL - Stanislaus Elementary School -



Page Number: 332



City of Modesto: 2026-30 Capital Improvement Program

UTL - Stanislaus Elementary School - Kiernan Ave Water Main

101571

Capital Un-sponsored

<i>Cost Center:</i> 49999	<i>Category:</i> Water	<i>Start Date:</i> 2024
<i>Hosting Fund:</i> Water Fund - CIP Projects-4180	<i>Type Class:</i> Water	<i>End Date:</i> 2027
<i>Element Listing:</i> Comm Svcs & Fac	<i>Area:</i> Carver Bangs	<i>Status:</i> Active
<i>Classification:</i> Improvements	<i>Manager:</i> Alves, Alfred James	<i>Const. Code:</i> Not Awarded

Proj Desc: This project will extend approx. 11,500-ft of new 12-in water main along the south side of Kiernan Ave from a tie-in at Dale Rd. 12-in main to a tie-in at Tully Rd. The Stanislaus Elementary School on Kiernan Ave has 1,2,3 TCP groundwater well contamination and must seek a new reliable source of potable water supply for the school and to meet all the schools water demands.

Proj Stat: Project, through assistance from Self-Help Enterprises' resources, is developing a CEQA document, has initialized design, and is developing the grant application for project funding.

Expenditures	Budget	Actual+Commit	Available	Prop. Inc./Dec. for 25-26	Budget+Prop. Inc./Dec.	Avail.+Prop. Inc./Dec.	26-27	27-28	28-29	29-30	Total Budgeted up to 2030
EDA Eng/Design/Admin	50,000	14,562	35,438	0	50,000	35,438	0	0	0	0	50,000
Expenditure Totals:	50,000	14,562	35,438	0	50,000	35,438	0	0	0	0	50,000

Fund Balance Required	Budget+Prop. Inc./Dec.	Available+Prop. Inc./Dec.
Water Fund - CIP Projects-4180	50,000	35,438