



CITY OF
MODESTO
CALIFORNIA



SEPTEMBER 2024

CITY MANAGER'S UPDATE

Monthly Report
to the City of Modesto
City Council & Community

City Managers Monthly Update



Council and Community:

As we look back at September, it's a great time to reflect on the progress we've made and look ahead to the exciting projects in the works. In this month's update, we provide a quick overview of the general fund for fiscal year 2024-2025, take a closer look at the ongoing Measure H projects, and share updates from Public Works and Utilities. These initiatives continue to improve the quality of life in our community, ensuring that our neighborhoods are safe, vibrant, and well-maintained.

Starting on page 4, we're bringing back the **Financial Report** after a brief pause. Journal entries from July and August were applied to the previous fiscal year, and we can now provide a clearer picture of July through September. During this period, the City received \$18.28M in revenue (10% of budget), which is \$603K more than the same period last fiscal year. September's revenue was driven by \$3.1M in Sales Tax and \$4.2M in Utility Users Tax. General Fund expenditures from July to September totaled \$37.7M (17.9% of budget), which is \$19.1M less than last year. This decrease is mainly due to the delay in allocating the \$22.8M Unfunded Accrued Liability (UAL) to General Fund Departments for FY 2024-25. Last year, this transaction was processed by September, but it will occur in October this year.

Measure H deferred and preventative maintenance projects include ongoing renovations at the Maddux Youth Center, featuring new façade walls, fresh paint, and updated flooring. Citywide park improvements are also underway, including upgraded security lighting at four parks and tree trimming across various locations. See page 15 for more details.

Public Works provides an update on the 2023/2024 Slurry and Crack Seal Work **SB1** project, beginning on page 21. This crucial funding enables us to maintain and extend the lifespan of our streets, ensuring smoother and safer roadways for the community. In September, 29 lane miles were completed, marking significant progress in our ongoing efforts to preserve and improve the city's infrastructure.

Your support is essential as we continue building a stronger, safer, and more vibrant community. Thank you for staying connected and for helping make our city an even better place to live, work, and thrive!

Sincerely,

A handwritten signature in blue ink that reads "Joseph P. Lopez". The signature is fluid and cursive, written in a professional style.

Joseph P. Lopez

CONTENTS

4

MONTHLY FINANCIALS

10

MODESTO FIRE

12

MODESTO POLICE

13

MEASURE H

16

PARKS RECREATION &
NEIGHBORHOODS

19

PUBLIC WORKS / SB 1

20

UTILITIES

30

UPCOMING PROJECTS

Fiscal Year 2024-25 Financial Report

City of Modesto, CA
Through September 30, 2024*

General Fund Overview

| | Monthly Actuals Received/ Expended | Monthly % of Total Budget | Year To Date Actuals | 2024-25 Operating Budget | % of Total Budget Received/ Expended |
|--|------------------------------------|---------------------------|----------------------|--------------------------|--------------------------------------|
| Revenues | \$18,282,484 | 10% | \$18,282,484 | \$182,594,683 | 10% |
| Expenditures | \$37,723,007 | 17.9% | \$37,723,007 | \$210,240,132 | 17.9% |
| Revenue Over Expenditure Variance | -\$19,440,522 | | -\$19,440,522 | -\$27,645,449 | |

Revenue Overview

In the months of July through September, the City received \$18.28M (10% of budget) which is \$603K more than the amount received in the same period last fiscal year. The increase was driven by the receipt of the first Sales Tax payment for the current fiscal year in the amount of \$3.1M and the receipt of Utility Users Tax in the amount of \$4.2M.

Fiscal-year-to-date 2024-25 includes revenues for fire service contracts as follows: Oakdale Fire Service \$943K, City of Ceres \$2M, City of Turlock \$121K, Stanislaus Consolidated \$131K, and City of Salida \$345K.

Expenditure Overview

In the months of July through September, the City expended \$37.7M (17.9% of budget) which is \$19.1M less than the amount spent in the same period last year. The decrease was driven by a delay in the allocation of the Unfunded Accrued Liability in the amount of \$22.8M. Last fiscal year, this transaction was processed by September.

Fiscal-year-to-date 2024-25 includes expenses for fire service contracts as follows: Oakdale Fire Service \$1.4M, City of Ceres \$1.6M, City of Turlock \$43K, Stanislaus Consolidated \$73K, and City of Salida \$411K.

Most departmental expenditures this period came from Public Safety Departments (\$28.3M of the total \$37.7M) and were mainly related to salary/benefit charges. Salary/benefit expenses for the Police and Fire Departments totaled \$23.5M. Remaining salary/benefit expenditures for General Fund departments totaled \$5.3M, for a total expenditure of \$28.8M.

*Reflects amounts for September 30, 2024, as of October 17, 2024. These figures are preliminary and will change.

Fiscal Year 2024-25 Financial Report

City of Modesto, CA
Through September 30, 2024*

General Fund Revenue Overview

| | Revenue Category | Monthly Actuals Received | Monthly % of Total Budget | Year To Date Actuals | 2024-25 Operating Budget | % of Total Budget Received/ Expended |
|----|---------------------------|--------------------------|---------------------------|----------------------|--------------------------|--------------------------------------|
| 1 | Property Tax – Property | \$62,971 | .3% | \$62,971 | \$22,870,264 | .3% |
| 2 | Property Tax – VLF Swap | \$0 | 0% | \$0 | \$23,059,188 | 0% |
| 3 | Sales Tax | \$3,159,174 | 7.7% | \$3,159,174 | \$41,004,883 | 7.7% |
| 4 | Utility Users Tax | \$4,291,963 | 19.4% | \$4,291,963 | \$22,105,000 | 19.4% |
| 5 | Business License/Mill Tax | \$717,295 | 4.2% | \$717,295 | \$17,055,056 | 4.2% |
| 6 | Franchise Fees | \$42,503 | .7% | \$42,503 | \$6,161,300 | .7% |
| 7 | Transient Occupancy Tax | \$596,810 | 17.0% | \$596,810 | \$3,514,400 | 17.0% |
| 8 | Construction Revenues | \$684,810 | 26.5% | \$684,810 | \$2,585,959 | 26.5% |
| 9 | Departmental Revenues | \$8,171,753 | 20.7% | \$8,171,753 | \$39,561,845 | 20.7% |
| 10 | Motor Vehicle Fees | \$0 | 0% | \$0 | \$190,000 | 0% |
| 11 | Cannabis Tax | \$555,206 | 14.4% | \$555,206 | \$3,859,640 | 14.4% |
| 12 | Transfers In | \$0 | 0% | \$0 | \$628,640 | 0% |
| | Total | \$18,282,484 | 10% | \$18,282,484 | \$179,996,603 | 10% |

| | Notes |
|----|--|
| 1 | Payments will be received fiscal year December/January and May/June. |
| 2 | Payments will be received fiscal year December/January and May/June |
| 3 | Payment of \$3.1M received is \$121K less than the amount received in the same period last year. |
| 4 | Payment of \$4.29M received is \$877K more than the amount received in the same month last year. |
| 5 | Payment of \$717K received is \$484K less than the amount received in the same month last fiscal year. |
| 9 | Revenues of \$8.1M received are \$399K more than the amount received in the same month last fiscal year. |
| 11 | Payment of \$555K received is \$15K more than the amount received in the same month last fiscal year. |
| 12 | Majority typically processed at the end of June through fiscal-year-end. |

*Reflects amounts for September 30, 2024, as of October 17, 2024. These figures are preliminary and will change.

Fiscal Year 2024-25 Financial Report

City of Modesto, CA
Through September 30, 2024*

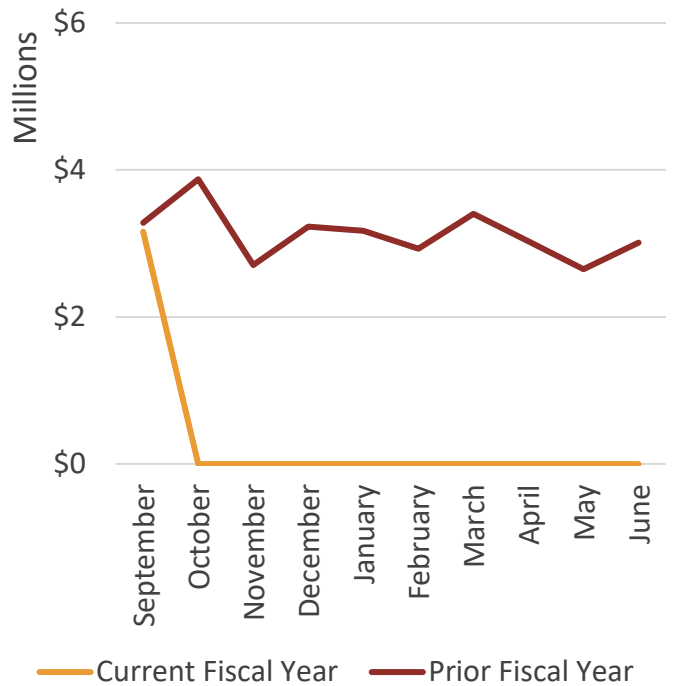
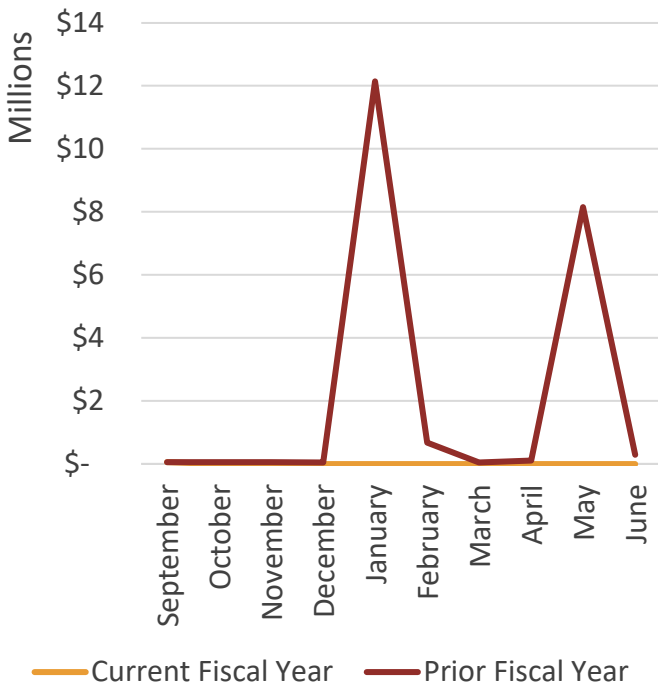
General Fund Revenue Property & Sales Tax

Property Tax

| Month | Current Fiscal Year Revenues | Prior Fiscal Year Revenues | Year-over-Year Variance |
|--------------|------------------------------|----------------------------|-------------------------|
| July† | | | |
| August† | | | |
| September† | \$62,971 | \$61,498 | \$1,473 |
| October | \$0 | \$61,038 | |
| November | \$0 | \$62,204 | |
| December | \$0 | \$49,125 | |
| January | \$0 | \$12,138,498 | |
| February | \$0 | \$678,083 | |
| March | \$0 | \$52,695 | |
| April | \$0 | \$107,970 | |
| May | \$0 | \$8,150,171 | |
| June | \$0 | \$288,266 | |
| Total | \$62,971 | \$21,649,548 | \$1,473 |

Sales Tax

| Month | Current Fiscal Year Revenues | Prior Fiscal Year Revenues | Year-over-Year Variance |
|--------------|------------------------------|----------------------------|-------------------------|
| July† | | | |
| August† | | | |
| September† | \$3,159,174 | \$3,280,604 | -\$121,430 |
| October | \$0 | \$3,873,652 | |
| November | \$0 | \$2,705,287 | |
| December | \$0 | \$3,226,378 | |
| January | \$0 | \$3,172,093 | |
| February | \$0 | \$2,926,902 | |
| March | \$0 | \$3,400,977 | |
| April | \$0 | \$3,028,715 | |
| May | \$0 | \$2,650,334 | |
| June | \$0 | \$3,010,306 | |
| Total | \$3,159,174 | \$31,275,248 | -\$121,430 |



*Reflects amounts for September 30, 2024, as of October 17, 2024. These figures are preliminary and will change.

†Accrual reversals occur in July, August, and September. To address this, July and August revenues are reported in September.

Fiscal Year 2024-25 Financial Report

City of Modesto, CA
Through September 30, 2024*

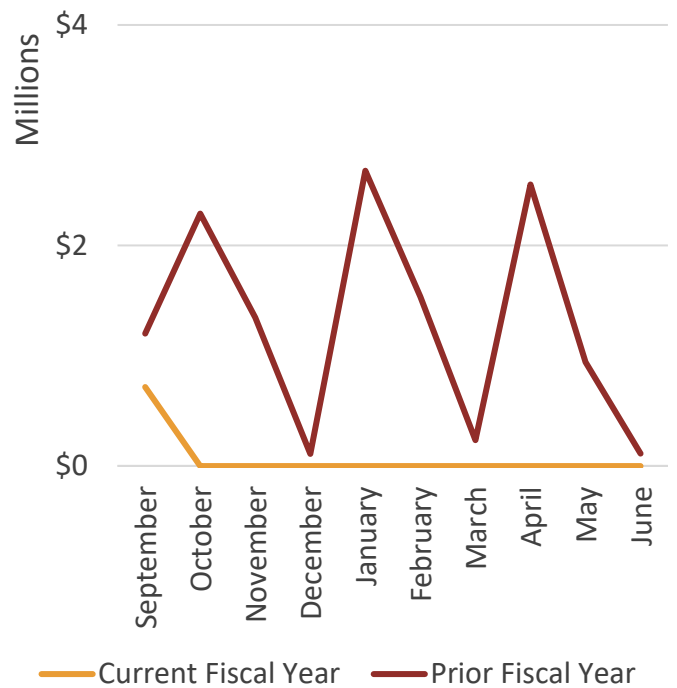
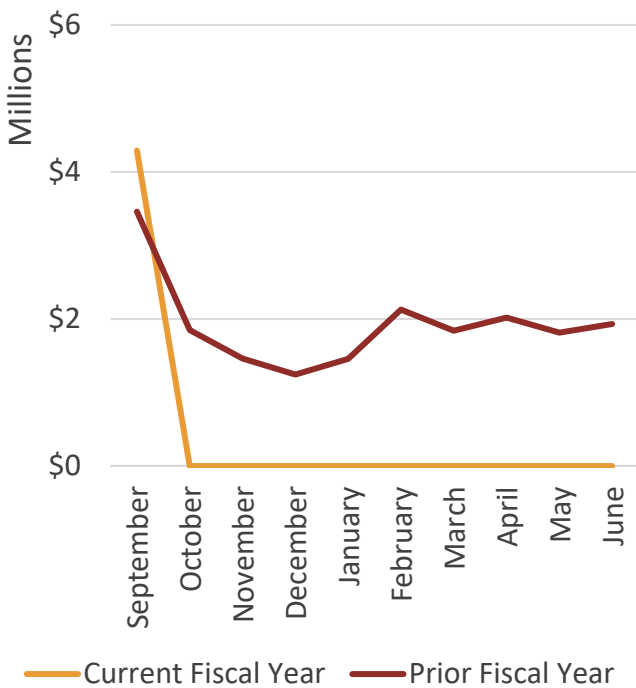
General Fund Utilities, Business License & Mill Tax

Utility Users Tax

| Month | Current Fiscal Year Revenues | Prior Fiscal Year Revenues | Year-over-Year Variance |
|--------------|------------------------------|----------------------------|-------------------------|
| July† | | | |
| August† | | | |
| September† | \$4,291,963 | \$3,458,877 | \$833,086 |
| October | \$0 | \$1,846,363 | |
| November | \$0 | \$1,460,972 | |
| December | \$0 | \$1,243,576 | |
| January | \$0 | \$1,457,017 | |
| February | \$0 | \$2,128,295 | |
| March | \$0 | \$1,840,413 | |
| April | \$0 | \$2,019,612 | |
| May | \$0 | \$1,813,833 | |
| June | \$0 | \$1,931,630 | |
| Total | \$4,291,963 | \$19,200,588 | \$833,086 |

Business License / Mill Tax

| Month | Current Fiscal Year Revenues | Prior Fiscal Year Revenues | Year-over-Year Variance |
|--------------|------------------------------|----------------------------|-------------------------|
| July† | | | |
| August† | | | |
| September† | \$717,295 | \$1,201,623 | -\$484,328 |
| October | \$0 | \$2,289,484 | |
| November | \$0 | \$1,346,482 | |
| December | \$0 | \$109,609 | |
| January | \$0 | \$2,676,558 | |
| February | \$0 | \$1,533,682 | |
| March | \$0 | \$235,512 | |
| April | \$0 | \$2,552,809 | |
| May | \$0 | \$942,845 | |
| June | \$0 | \$111,681 | |
| Total | \$717,295 | \$13,000,370 | -\$484,328 |



*Reflects amounts for September 30, 2024, as of October 17, 2024. These figures are preliminary and will change.

†Accrual reversals occur in July, August, and September. To address this, July and August revenues are reported in September.

Fiscal Year 2024-25 Financial Report

City of Modesto, CA
Through September 30, 2024*

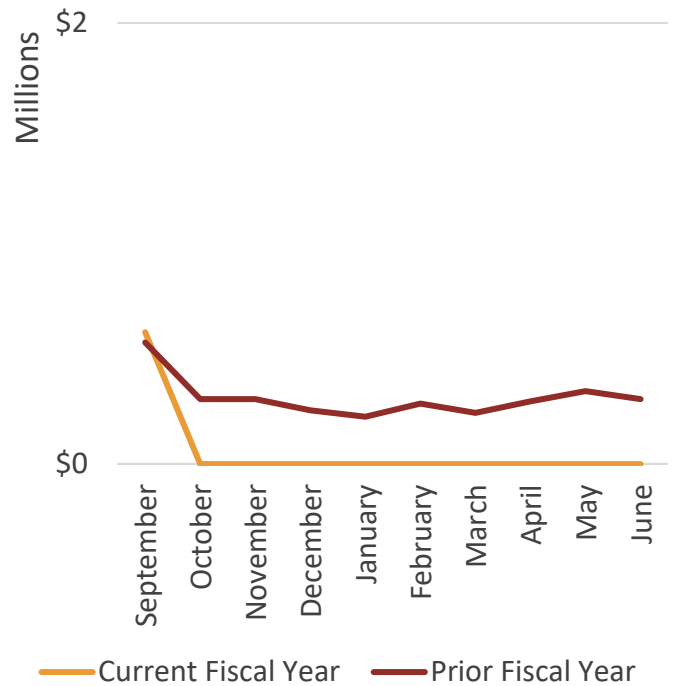
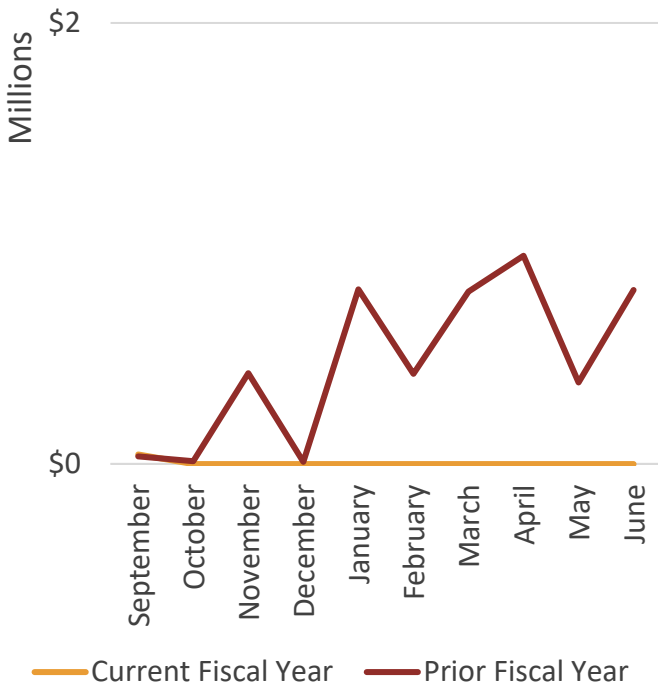
General Fund Revenue Major Revenue Sources

Franchise Fees

| Month | Current Fiscal Year Revenues | Prior Fiscal Year Revenues | Year-over-Year Variance |
|--------------|------------------------------|----------------------------|-------------------------|
| July† | | | |
| August† | | | |
| September† | \$42,503 | \$34,534 | \$7,969 |
| October | \$0 | \$13,067 | |
| November | \$0 | \$411,419 | |
| December | \$0 | \$10,019 | |
| January | \$0 | \$791,572 | |
| February | \$0 | \$408,098 | |
| March | \$0 | \$782,111 | |
| April | \$0 | \$944,457 | |
| May | \$0 | \$369,746 | |
| June | \$0 | \$788,941 | |
| Total | \$42,503 | \$4,553,964 | \$7,969 |

Transient Occupancy Tax

| Month | Current Fiscal Year Revenues | Prior Fiscal Year Revenues | Year-over-Year Variance |
|--------------|------------------------------|----------------------------|-------------------------|
| July† | | | |
| August† | | | |
| September† | \$596,910 | \$550,309 | \$46,501 |
| October | \$0 | \$293,460 | |
| November | \$0 | \$294,566 | |
| December | \$0 | \$243,113 | |
| January | \$0 | \$214,043 | |
| February | \$0 | \$273,640 | |
| March | \$0 | \$232,378 | |
| April | \$0 | \$283,933 | |
| May | \$0 | \$330,031 | |
| June | \$0 | \$294,719 | |
| Total | \$596,910 | \$3,010,192 | \$46,501 |



*Reflects amounts for September 30, 2024, as of October 17, 2024. These figures are preliminary and will change.

†Accrual reversals occur in July, August, and September. To address this, July and August revenues are reported in September.

Fiscal Year 2024-25 Financial Report

City of Modesto, CA
Through September 30, 2024*

General Fund Expenditures Overview

| | Department | Monthly Actuals Expended | Monthly % of Total Budget | Year To Date Actuals | 2024-25 Operating Budget | % of Total Budget Expended |
|----|--|--------------------------|---------------------------|----------------------|--------------------------|----------------------------|
| 1 | City Council | \$119,676 | 15.7% | \$119,676 | \$762,607 | 15.7% |
| 2 | City Manager | \$696,958 | 22.2% | \$696,958 | \$3,137,222 | 22.2% |
| 3 | City Attorney | \$366,488 | 18.4% | \$366,488 | \$1,992,151 | 18.4% |
| 4 | City Clerk | \$151,119 | 11.5% | \$151,119 | \$1,318,174 | 11.5% |
| 5 | City Auditor | \$41,510 | 7.6% | \$41,510 | \$548,415 | 7.6% |
| 6 | Office of Performance Management & Budget (OPMB) | \$193,694 | 15.2% | \$193,694 | \$1,275,979 | 15.2% |
| 7 | Finance | \$1,480,703 | 21.1% | \$1,480,703 | \$7,009,993 | 21.1% |
| 8 | Community & Economic Development (CED) | \$1,252,212 | 19.3% | \$1,252,212 | \$6,502,837 | 19.3% |
| 9 | Engineering Services | \$321,524 | 18.5% | \$321,524 | \$1,738,930 | 18.5% |
| 10 | Human Resources | \$440,486 | 20.6% | \$440,486 | \$2,141,137 | 20.6% |
| 11 | Fire | \$12,920,828 | 19.2% | \$12,920,828 | \$67,358,231 | 19.2% |
| 12 | Police | \$15,394,808 | 17% | \$15,394,808 | \$90,687,542 | 17% |
| 13 | Parks Recreation & Neighborhoods (PRN) | \$4,328,961 | 23.8% | \$4,328,961 | \$18,192,996 | 23.8% |
| 14 | Public Works | \$0 | N/A | \$0 | \$0 | N/A |
| 15 | Non-Departmental | \$14,041 | 3.2% | \$14,041 | \$436,873 | 3.2% |
| 16 | Transfers Out | \$0 | 0% | \$0 | \$7,137,047 | 0% |
| | Total | \$37,723,007 | 17.9% | \$37,723,007 | \$210,240,132 | 17.9% |

For July through September: **1** - \$83K from salary/benefit expense, \$29K for internal service fund changes, and \$7K for discretionary expenses. **2** - \$403K from salary/benefit expense, \$54K for internal service fund changes, and \$293K for discretionary expenses. **3** - \$131K from salary/benefit expense, \$40K for internal service fund changes, and \$195K for discretionary expenses. **7** - \$943K from salary/benefit expense, \$192K for internal service fund changes, and \$361K for discretionary expenses and \$14K received as an offsetting expense for direct charge revenue. **8** - \$854K from salary/benefit expense, \$275K for internal service fund changes, and \$1M for discretionary expenses. **11** - \$11.4M from salary/benefit expense, \$458K for internal service fund changes, and \$1M for discretionary expenses. **12** - \$12.1M from salary/benefit expense, \$1.6M for internal service fund changes, and \$1.8M for discretionary expenses. There was also \$107K received as an offsetting expense for direct charge revenue. **13** - \$1.9M from salary/benefit expense, \$475K for internal service fund changes, and 2.1M for discretionary expenses and \$121K received as an offsetting expense for direct charge revenue.

*Reflects amounts for September 30, 2024, as of October 17, 2024. These figures are preliminary and will change.

Modesto Fire Department

September 2024 Recap



Total Calls for Service  -2%

Total Fire Incidents  -69%

Average Response Time  -1%

Average Turnout Time  +1%

Total EMS Calls  +3%

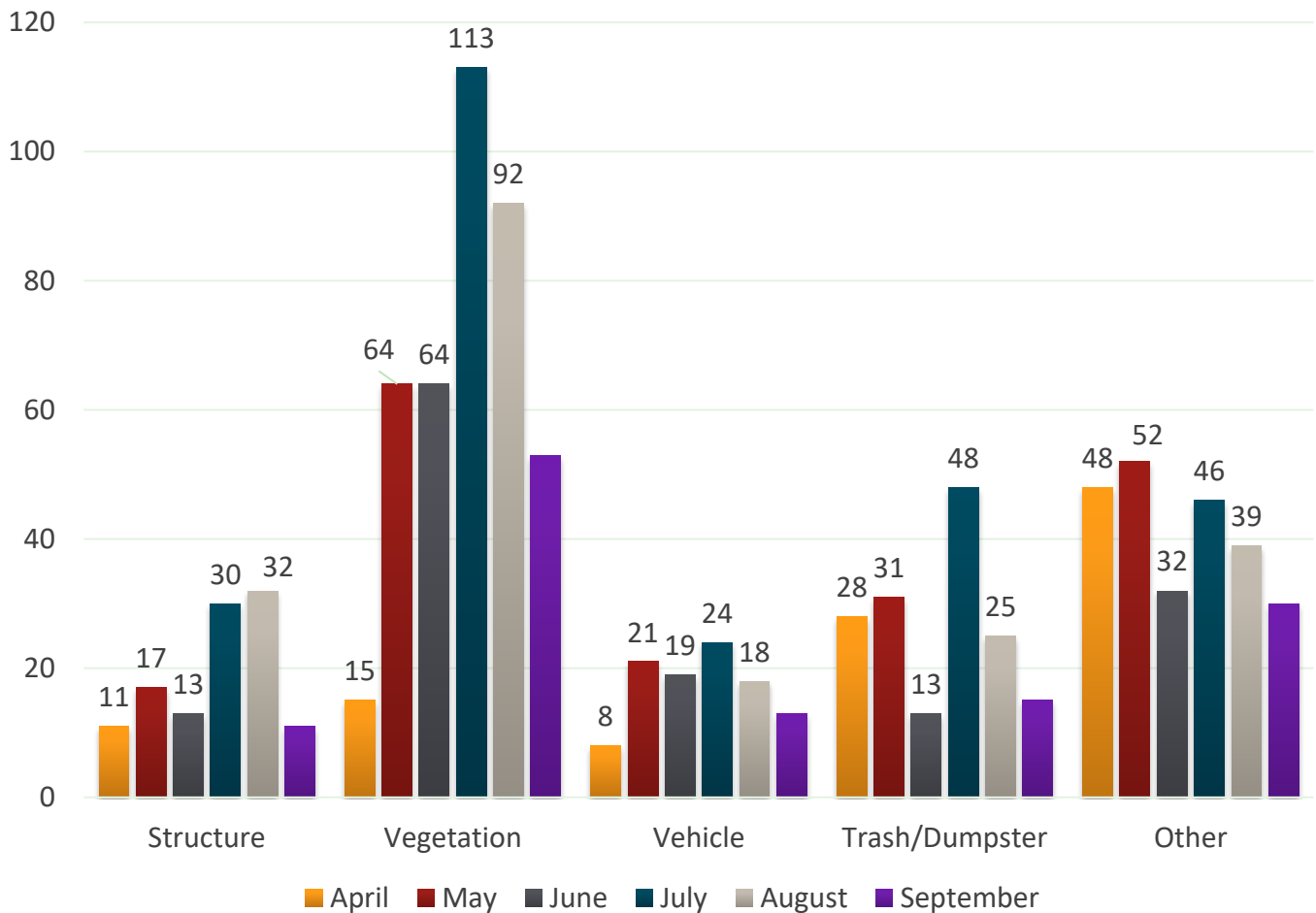
Total Vehicle Accidents  +7%

September 2024 Recap

Top Five Busiest Stations Calls for Service

| Station 1 | Station 5 | Station 3 | Station 2 | Station 9 |
|-----------|-----------|-----------|-----------|-----------|
| 579 | 546 | 374 | 354 | 278 |

Fires by Type



Modesto Police Department Tobacco Grant Program Award

We're excited to announce that we've been awarded over \$547,000 from the California Department of Justice Tobacco Grant Program. This funding will allow us to enhance our enforcement efforts against flavored tobacco products. The following initiatives will be supported by the grant:

- ✓ **Funding for one Code Enforcement Officer** who will lead tobacco enforcement activities in the city.
- ✓ **Inspections** that are on a large-scale and targeted.
- ✓ **Overtime for undercover operations** to build long-term cases against violators, with funding provided to cover the cost of these purchases.
- ✓ **Retailer education** to be used as a diversion or penalty.
- ✓ **Training and Materials** to train personnel on laws related to tobacco and smoke shops.



Measure H

Deferred Maintenance

Project Code 101517

| Expenses | |
|----------------|-------------|
| Project Budget | \$6,100,000 |
| Encumbered | \$1,891,259 |
| Expended | \$211,862 |
| Available | \$3,996,878 |
| Revenues | |
| City Funds | \$6,100,000 |
| Federal Funds | \$0 |
| State Funds | \$0 |
| Other Funds | \$0 |
| Total | \$6,100,000 |
| Received | \$6,100,000 |

Estimated Completion Date: December 2024

Phase: Construction in various phases

Parks, Recreation and Neighborhoods established a multi-year plan to systematically address the deferred and preventative maintenance in our park system. In June 2023, Council approved the FY 2023-2024 budget, which included \$6,100,000 of Measure H funding for deferred park maintenance projects which include: playground renovations at 8 parks, tennis court lighting upgrades at six parks, sand volleyball court improvements at East La Loma Park, removal of restroom shade canopies at four parks, synthetic turf replacement at Mary E. Grogan Park, restroom replacement at three parks and facility renovations for Maddux Youth Center.

Latest Project Status: Renovations continued at the Maddux Youth Center. Work in the toddler room has been completed, with the installation of façade walls, a fresh coat of paint, and new flooring.



Preventative Maintenance Project Code 101518

| Expenses | |
|----------------|-------------|
| Project Budget | \$2,170,000 |
| Encumbered | \$12,075 |
| Expended | \$1,145,532 |
| Available | \$1,012,393 |
| Revenues | |
| City Funds | \$2,170,000 |
| Federal Funds | \$0 |
| State Funds | \$0 |
| Other Funds | \$0 |
| Total | \$2,170,000 |
| Received | \$2,170,000 |

Estimated Completion Date: December 2024

Phase: Construction in various phases

Parks, Recreation and Neighborhoods established a multi-year plan to systematically address the deferred and preventative maintenance in our park system. In June 2023, Council approved the FY 2023-2024 budget, which included \$2,170,000 of Measure H funding for preventative park maintenance projects which include: basketball/volleyball court seal and striping at 12 parks, tennis court resurfacing at 5 parks, concrete repairs/tripping hazards and Americans with Disabilities Act (“ADA”) of 1990 issues at 12 parks, park security lighting upgrades at 4 parks, and parking lot slurry seal and striping at 6 parks.

Latest Project Status: With various aspects of this project now complete, the team is focusing on the final phase of upgrading park security lighting at four parks.

Preventative Maintenance Project Code 101602

Estimated Completion Date: June 2025
Phase: Construction in various phases

| Expenses | |
|----------------|--------------------|
| Project Budget | \$2,852,000 |
| Encumbered | \$269,658 |
| Expended | \$232,341 |
| Available | \$2,350,341 |
| Revenues | |
| City Funds | \$2,852,000 |
| Federal Funds | \$0 |
| State Funds | \$0 |
| Other Funds | \$0 |
| Total | \$2,852,000 |
| Received | \$2,852,000 |

Parks, Recreation and Neighborhoods established a multi-year plan to systematically address the deferred and preventative maintenance in our park system. In June 2024, Council approved the FY 2024-2025 budget, which included \$2,852,000 of Measure H funding for preventative park maintenance projects which include: basketball/volleyball court seal and striping at 9 parks, tennis court resurfacing at 5 parks, concrete repairs/tripping hazards and Americans with Disabilities Act (“ADA”) of 1990 issues at 11 parks, park security lighting upgrades at 3 parks, new signs at 6 parks, and tree trimming for approximately 20 parks.

Latest Project Status: Tree trimming continued at Rose Avenue Park. Basketball/volleyball courts at McKinney Colony Park, City Gate Children’s Park, Stockard-Coffee Park, and Whitmore Park were resurfaced as well as the parking lot at Mark Twain Park.



Parks, Recreation & Neighborhoods

The Awesome Spot Playground

Project Code 100984

| Expenses | |
|----------------|-------------|
| Project Budget | \$1,693,013 |
| Encumbered | \$176,052 |
| Expended | \$494,723 |
| Available | \$1,022,238 |
| Revenues | |
| City Funds | \$184,763 |
| Federal Funds | \$1,100,000 |
| State Funds | \$400,000 |
| Other Funds | \$8,250 |
| Total | \$1,693,013 |
| Received | \$387,723 |

Estimated Completion Date: Winter 2025
Phase: Construction

The Awesome Spot Playground Team (TASP) has partnered with the City of Modesto, to design an all-inclusive playground at Beyer Community Park. The playground will feature sensory-integrated playground equipment designed to eliminate social, physical, and cognitive barriers from play.

Latest Project Status: Staff worked on preparing a bid package for the installation of flatwork throughout the park site to continue construction activities.

Mary E. Grogan Park Phase 2

Project Code 101017

| Expenses | |
|----------------|-------------|
| Project Budget | \$5,629,822 |
| Encumbered | \$3,911,289 |
| Expended | \$981,140 |
| Available | \$737,393 |
| Revenues | |
| City Funds | \$5,629,822 |
| Federal Funds | \$0 |
| State Funds | \$0 |
| Other Funds | \$0 |
| Total | \$5,629,822 |
| Received | \$0 |

Estimated Completion Date: Spring 2025
Phase: Construction

This is a 9-acre project that will include the installation of a new irrigation system, landscape, drainage, hardscapes, lighting, security cameras, a three-stall bathroom building, shade structure, metal arbor structure, site furnishings, playground, and a cricket pitch.

Latest Project Status: All storm water lines and drains, sanitary sewer lines, and potable water lines have been installed. Preparation for concrete walkways has begun.



Parks Turf Reduction Phase 1

Project Codes 101426 & 101555

| Expenses | |
|----------------|-------------|
| Project Budget | \$2,224,939 |
| Encumbered | \$630 |
| Expended | \$426,124 |
| Available | \$1,798,185 |
| Revenues | |
| City Funds | \$0 |
| Federal Funds | \$225,000 |
| State Funds | \$1,999,939 |
| Other Funds | \$0 |
| Total | \$2,224,939 |
| Received | \$289,862 |

Estimated Completion Date: Summer 2024
Phase: *Construction Completed!*

Phase 1 of this project consists of the removal of approximately 2.95 Acres of turf at four parks (Orchard Park, Moran Estates Park, East La Loma Park and Chrysler Park). The water savings anticipated is approximately 3,850,000 gallons annually.

Latest Project Status: Construction is complete at all four sites and the 120-day landscape maintenance and establishment period has been extended due to minor repairs. Parks will remain open to the public during this establishment period.

Public Works - SB 1 Project

2023/2024 Slurry/Crack Seal Work

| Expenses | |
|----------------|-------------|
| Project Budget | \$2,226,100 |
| Encumbered | \$0 |
| Expended | \$1,946,142 |
| Available | \$279,958 |
| Revenues | |
| City Funds | \$0 |
| Federal Funds | \$2,226,100 |
| State Funds | \$0 |
| Other Funds | \$0 |
| Total | \$2,226,100 |
| Received | \$5,605,366 |

Estimated Completion Date: October 2024
Phase: 9th Season of Annual Program

The purpose of this program is to maintain and preserve the streets for the City of Modesto by applying Type II slurry made of emulsion oil and aggregate. SB1 funding provides an average of 122 lane miles of residential street preservation each season.

Latest Project Status: 29 lane miles of slurry seal was applied in September.



Utilities

Empire Yosemite Boulevard Strengthen & Replace Water Main Crossings Project Code 101458

| Expenses | |
|----------------|-------------|
| Project Budget | \$1,472,113 |
| Encumbered | \$55,706 |
| Expended | \$1,214,655 |
| Available | \$201,751 |
| Revenues | |
| City Funds | \$1,472,113 |
| Federal Funds | \$0 |
| State Funds | \$0 |
| Other Funds | \$0 |
| Total | \$0 |
| Received | \$0 |

Estimated Completion Date: June 2024
Phase: *Construction Completed!*

This project will rehabilitate approximately 1,335 linear feet of water mains along Yosemite Boulevard in Empire, CA. The water mains along Yosemite Boulevard are old undersized mains which are prone to leaks and low pressure. The project will replace the existing system with City of Modesto standard water mains, valves, and hydrants to improve system reliability, flows and pressures.

Latest Project Status: The project has been completed with the close-out phase underway.



Grayson Well 69 (Replacing Well 274) Project Code 101080

| Expenses | |
|----------------|-------------|
| Project Budget | \$4,240,929 |
| Encumbered | \$252,798 |
| Expended | \$3,971,262 |
| Available | \$16,868 |
| Revenues | |
| City Funds | \$4,240,929 |
| Federal Funds | \$0 |
| State Funds | \$0 |
| Other Funds | \$0 |
| Total | \$0 |
| Received | \$0 |

Estimated Completion Date: August 2024
Phase: Construction

This project will provide funding for the construction of the surface improvements for the former Well 274 and is intended to limit the amount of treatment and restore the well to its optimum capacity in the town of Grayson. The project will deliver engineering services during construction. Work will include construction of above ground improvements for the well, construction of above well appurtenances, well house, piping, electrical work and infrastructure for a future tank and booster pump.

Latest Project Status: Construction is 99% complete. Title 22 testing has been completed and results are pending. A 30-day run has been completed and punch list items are pending.



J.M. Pike Park Cross Connection Removal Project Code 101313

| Expenses | |
|----------------|--------------|
| Project Budget | \$29,411,744 |
| Encumbered | \$10,829,706 |
| Expended | \$16,288,684 |
| Available | \$2,293,354 |
| Revenues | |
| City Funds | \$29,411,744 |
| Federal Funds | \$0 |
| State Funds | \$10,000,000 |
| Other Funds | \$0 |
| Total | \$0 |
| Received | \$0 |

Estimated Completion Date: Summer 2025
Phase: Construction

This project will remove non-functioning rock wells and stormwater to sanitary sewer cross-connections, install new storm drain piping and inlets, a new underground stormwater storage system at J.M. Pike Park, and replace water mains, meters, services, and fire hydrants in select locations throughout the J.M. Pike Park neighborhood.

Latest Project Status: In September, the contractor installed catch basins, manholes, and completed storm drain trench backfill. Final inspections and touch-ups followed the storm trunk installation. Work on park irrigation and tree planting continued. The contractor also finished the storm drain on Cecil Way and began site cleanup, all while adhering to deadlines.



J.M. Pike Park Neighborhood Strengthen & Replace Water Mains

Project Code 100851

| Expenses | |
|----------------|--------------|
| Project Budget | \$11,299,582 |
| Encumbered | \$5,888,684 |
| Expended | \$4,555,983 |
| Available | \$854,916 |
| Revenues | |
| City Funds | \$11,299,582 |
| Federal Funds | \$0 |
| State Funds | \$0 |
| Other Funds | \$0 |
| Total | \$0 |
| Received | \$0 |

Estimated Completion Date: February 2025
Phase: Construction

This project will rehabilitate approximately 25,000 linear feet of water mains within the J.M. Pike Park neighborhood area bounded by Tully Road on the east, Roseburg Avenue on the north, Carver Road on the west and Coldwell Avenue on the south. Existing water mains are old undersized steel mains which are prone to leaks and low pressure. The project will replace the existing system with City of Modesto standard water mains, valves, and hydrants to improve system reliability, flows and pressures.

Latest Project Status: The installation of 8-inch and 12-inch water main, valves, fittings and fire hydrants continued on Princeton Avenue, Del Vale Avenue, Kearney Avenue and Leonard Avenue.

La Loma Phase 2C Strengthen & Replace Water Mains Project Code 101057

| Expenses | |
|----------------|-------------|
| Project Budget | \$9,963,141 |
| Encumbered | \$881,581 |
| Expended | \$8,226,890 |
| Available | \$854,670 |
| Revenues | |
| City Funds | \$9,963,141 |
| Federal Funds | \$0 |
| State Funds | \$0 |
| Other Funds | \$0 |
| Total | \$0 |
| Received | \$0 |

Estimated Completion Date: September 2024
Phase: Construction

This project consists of the rehabilitation of 26,000 linear feet of water mains in the La Loma Avenue neighborhood, bordered by Encina Avenue to the north, Yosemite Blvd to the south, Rowland Avenue to the west, and San Juan Drive to the east. The existing water system will be upgraded to City standard mains, valves, and hydrants, enhancing system reliability, flows, and pressures. Additionally, around 600 linear feet of 8-inch sewer mains and manholes will be installed, replacing aging 6-inch sewer lines.

Latest Project Status: Construction is 99% complete. In September, work continued on raising iron (water valves), trench patch repairs and various punch list items. Next steps will be striping and marking after slurry seal is finished.



La Loma Phase 3A Strengthen & Replace Water Mains Project Code 100953

| Expenses | |
|----------------|-------------|
| Project Budget | \$8,112,021 |
| Encumbered | \$310,291 |
| Expended | \$6,745,562 |
| Available | \$1,056,167 |
| Revenues | |
| City Funds | \$8,112,021 |
| Federal Funds | \$0 |
| State Funds | \$0 |
| Other Funds | \$0 |
| Total | \$0 |
| Received | \$0 |

Estimated Completion Date: September 2024
Phase: *Construction Completed!*

This project will replace approximately 19,200 linear feet of aged existing water mains within the La Loma Neighborhood generally bounded by Trask Lane on the east, Encina Avenue on the north, El Vista Avenue on the west, and Yosemite Boulevard on the south. Existing water mains in this area are old, undersized steel mains which are prone to leaking and low pressures. This project will replace the existing system with City standard water mains, valves, and hydrants to improve system reliability, flows and pressures.

Latest Project Status: The City Inspector is working with Caltrans to approve the completed work along Yosemite Boulevard, which falls within Caltrans' right-of-way.



Regional Water Recycling Facility Sutter Campus Parking Lot and Security Upgrade Project Code 100372

| Expenses | |
|----------------|-------------|
| Project Budget | \$9,172,966 |
| Encumbered | \$3,640,504 |
| Expended | \$3,975,715 |
| Available | \$1,556,748 |
| Revenues | |
| City Funds | \$9,172,966 |
| Federal Funds | \$0 |
| State Funds | \$0 |
| Other Funds | \$0 |
| Total | \$0 |
| Received | \$0 |

Estimated Completion Date: Summer 2025
Phase: Construction

This project will implement improvements to address security, traffic and parking deficiencies in the roadway in front of the plant, plant entrance, parking lot, septage station and Vac-Con facility.

Latest Project Status: Asphalt was laid in the northeast parking lot, ADA-compliant handicap stalls were constructed at the administration building, aggregate base was placed in the west parking lot, and the island was built for the new guard shack.



River Trunk Realignment Gravity System Project Code 101290

| Expenses | |
|----------------|--------------|
| Project Budget | \$27,162,749 |
| Encumbered | \$1,285,576 |
| Expended | \$24,956,681 |
| Available | \$920,492 |
| Revenues | |
| City Funds | \$27,162,749 |
| Federal Funds | \$0 |
| State Funds | \$0 |
| Other Funds | \$0 |
| Total | \$0 |
| Received | \$0 |

Estimated Completion Date: Summer 2024
Phase: Construction

This project was created to address the flow capacity deficiencies and aging infrastructure for the river trunk. The gravity system is phase two of the three-phase realignment project. It consists of over 9,000 linear feet of large diameter gravity sewer pipe, and adjacent water main rehabilitation on Colorado Avenue.

Latest Project Status: The project is in its final phases, which include processing change orders, final payments, coordinating public outreach, demobilizing equipment and materials, removing excess spoils from the site, coordinating certificates of occupancy, and completing reviews and recommendations.



Well 312 Treatment & Flush Line Improvements Project Code 101403

| Expenses | |
|----------------|-------------|
| Project Budget | \$5,356,218 |
| Encumbered | \$4,108,388 |
| Expended | \$276,665 |
| Available | \$971,165 |
| Revenues | |
| City Funds | \$5,356,218 |
| Federal Funds | \$0 |
| State Funds | \$0 |
| Other Funds | \$0 |
| Total | \$0 |
| Received | \$0 |

Estimated Completion Date: July 2025
Phase: Construction

The City received a \$1M Urban Drought Relief Grant from the Department of Water Resources to help fund a portion of this project which will address water quality issues in of South Empire. Improvements will include a new four-unit granular activated carbon treatment system, associated instrumentation, chlorination equipment, supervisory control and data acquisition improvements, back-up generator, flush line, and civil site improvements.

Latest Project Status: Excavation for the concrete masonry unit wall footings and installation of underground electrical conduits and water service lines began.



West Trunk Rehabilitation Project Code 101094

| Expenses | |
|----------------|--------------|
| Project Budget | \$22,584,837 |
| Encumbered | \$16,712,262 |
| Expended | \$2,648,580 |
| Available | \$3,223,995 |
| Revenues | |
| City Funds | \$22,584,837 |
| Federal Funds | \$0 |
| State Funds | \$0 |
| Other Funds | \$0 |
| Total | \$0 |
| Received | \$0 |

Estimated Completion Date: Summer 2025

Phase: Construction

This project will rehabilitate about 8,400 linear feet of sewer pipe, including the 18-inch section of the Emerald Trunk that starts near the intersection of Coldwell Avenue and North 9th Street and ends at West Roseburg Avenue and Carver Road. A 100-foot section of 60-inch unlined reinforced concrete pipe at the Regional Water Recycling Facility - Sutter Campus, 1,700 linear feet of the Santa Rosa Sewer Trunk, and 700 linear feet of the Lakewood Sewer Trunk will also be rehabilitated. Additionally, the project includes the rehabilitation of numerous manholes.

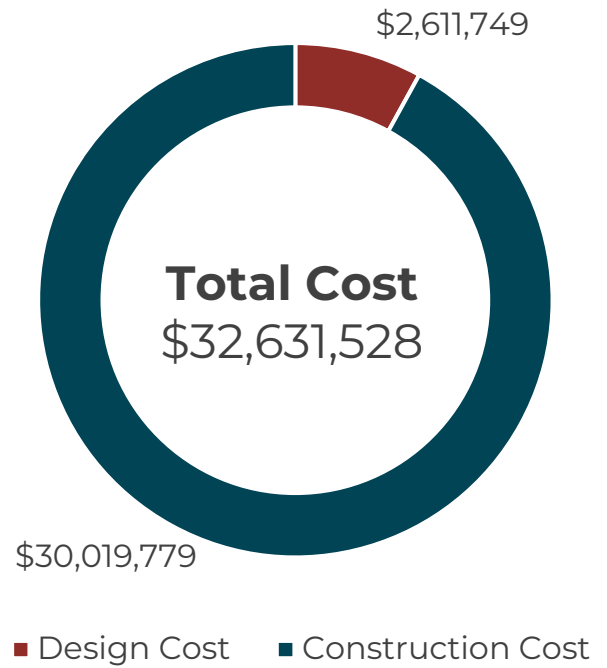
Latest Project Status: At the west trunk, the base for the sanitary sewer manhole has been installed, with bypass pumping currently in operation and cleaning in progress. At the Lakewood trunk, bypass pumping is scheduled to begin soon, and the lining process is already underway.



Upcoming Projects

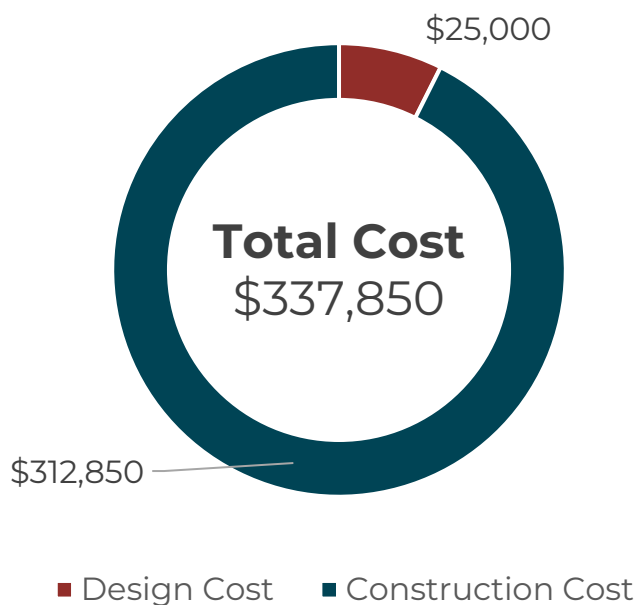
Engineering Services

- 9th Street Corridor Improvements
- Bike Trail along MID Canal*
- Claratina - McHenry/Coffee 4 Lane
- Claratina Phase 1 – Hetch Hetchy Crossing
- Dry Creek Trail Phase 2
- Scenic Drive Pavement Rehab Phase 2
- Systemic Safety Analysis Report Program*
- Tully Road Safety Improvements*



Fire Department

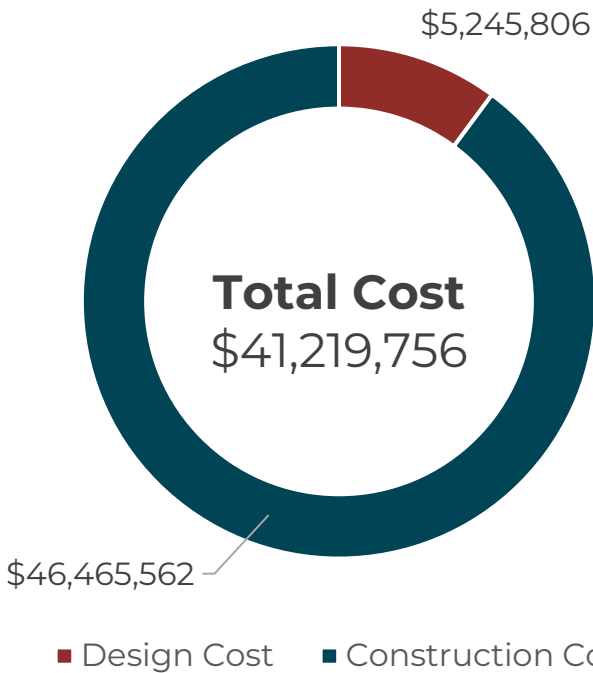
Station 1 Roof Replacement



*Funded by Measure L

Upcoming Projects

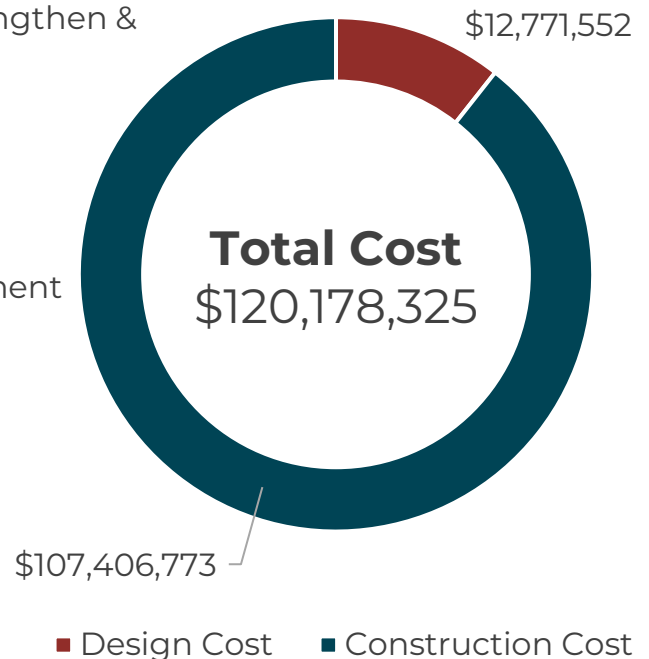
Parks, Recreation & Neighborhoods



- Cesar E. Chavez Park Renovation
- Downey Shade Structure & Parking Lot Replacement
- Dr. Martin Luther King Jr. Park Renovation
- Dry Creek Connection to Tuolumne River Regional Park (TRRP) Trail
- Dryden Golf Course Clubhouse Reconstruction
- TRRP Master Plan Update
- TRRP River Overlook
- TRRP Riverwalk Trail - Gateway to Legion Park
- TRRP Riverwalk Trail - Gateway to Neece Drive
- Virginia Corridor Phase 7

Utilities

- 2020-2021 Sewer Line Replacement
- Bret Harte Elementary Neighborhood Strengthen & Replace (S&R) – Phase 1
- Bystrum Area Phase 1 S&R
- Chicago Paradise Area S&R
- Codoni Life Station Improvements
- Coffee Water Mains S&R
- East Morris Neighborhood Sewer Replacement
- Empire S&R Water Mains Phases 2 & 3
- Highway 99 S&R Water Main Crossings
- Paradise Grimes Ohio Area S&R
- Sonoma Trunk Phase 3 & 4
- South Modesto Areas S&R
- Sutter Neighborhood S&R Water Mains
- Various Flush Lines
- Wells 40, 41 & 265 Flush Lines
- Well 312 Treatment System & Flush Lines
- Woodland Lift Station Rehabilitation
- Yosemite Transmission Main





CITY OF
MODESTO
CALIFORNIA

For more information and updates on City business, consider giving us a follow on our social media channels

