



City of Modesto

Capital Improvement Program
Fiscal Year 2023-2024
Through 2027-2028

In accordance with the requirements of Title II of the Americans with Disabilities Act (“ADA”) of 1990, the Fair Employment & Housing Act (“FEHA”), the Rehabilitation Act of 1973 (as amended), Government Code section 11135 and other applicable codes, the City of Modesto (“City”) will not discriminate against individuals on the basis of disability in the City’s services, programs, or activities. For more information, please visit the City of Modesto website at

<https://www.modestogov.com/865/Americans-with-Disabilities-Act-ADA>

Table of Contents

Introduction

<i>CIP Document Structure and Approval Process</i>	1
<i>Sample of a Detail Project Page</i>	4
<i>CIP Glossary of Terms</i>	5
Policy	7
Fleet	11
Miscellaneous	16
Parking	26
Parks	29
Public Safety	79
Transportation	84
Wastewater	218
Water	308

Capital Improvement Program Document Structure and Approval Process

2023

CIP Comprehensive Document

The Capital Improvement Program document presents the ten-year capital program for the city. This document includes detailed project information broken out by the major infrastructure categories shown below. In addition, a narrative that gives an overview of the projects, project highlights, major accomplishments, policy issues and unmet needs has been provided by the department overseeing these projects.

- Airport
- Fleet
- Information Technology
- Miscellaneous
- Parking
- Parks Systems
- Public Safety
- Storm Drainage
- Traffic Circulation
- Transit
- Wastewater
- Water

The Detail Page for each project reflects the following information:

- CIP Number
- Fund and Cost Center
- Element {Community Growth, Community Development, Housing, Community Services & Facilities, Public Safety or Environmental Resources & Open Spaces}
- Manager Responsible for Project
- Year project started and Year project is expected to be completed
- Project Status {New, Future, Active}
- All Expenditure accounts with current and future budget amounts
- All Revenue sources with current and future budgets amounts
- Any Transfers from other City of Modesto funds
- Any Fund Balance requirements in order to supplement the cost of the project

This year the reader will find a spreadsheet included in the inside flap of the CIP binder that provides a summary of all projects that are included in the proposed CIP budget. The spreadsheet also serves as an Index to the detail page categories and CIP numbers.

Capital Improvement Program Document Structure and Approval Process

2023

Annual Capital Improvement Program (CIP)

The process of developing the CIP normally proceeds in parallel with the operating budget.

1. Existing Project Review: Existing projects are reviewed by department staff, with the assistance of the Finance department, to identify any projects which should be closed – either because they are complete, or because they have been inactive for an extended period of time.
2. Resource Estimation: The Finance department, in coordination with other departments, develops estimates of the City resources available for spending on capital improvements and other projects.
3. Project & Funding Source Identification: Departments identify projects to be included in the CIP document. The goal is to include both current projects and any future projects, which should commence within the ten-year timeframe of the CIP plan. Departments also identify likely project-specific funding sources (primarily State and Federal grant funds). Other resources – such as City revenues or borrowing – are identified to cover the remaining costs of projects, as far as possible.
4. CIP Balancing: The Finance department compiles project-level information prepared by departments and determines whether any City funding sources are “over-committed” – i.e. whether the amount earmarked for projects total more than the available revenues. If so, departments are asked to select projects to defer until future years in which resources may become available.
5. CIP Task Force: In 2008, a CIP Task Force was created to look at the overall needs of the City and to prioritize projects (more information of the Task Force can be located in the tab “Task Force”). All scores determined by the task force have been added to the detail pages as well as the spreadsheet view of projects. Due to decreased activity and funding over the last year, the Task Force maintained the Ranked Project list from FY 13-14.
6. Planning Commission/Effective Government Committee Presentation: Once the CIP program is balanced and ranked by the Task Force, it is presented to the joint session of the Planning Commission and the Effective Government Committee, which determines whether the CIP is consistent with the City’s comprehensive land use plan and financial reasonableness. Once this finding has been made, the document is forwarded to the City

Capital Improvement Program Document Structure and Approval Process

2023

Council for adoption.

7. City Council Action: Normally, City Council action on the CIP occurs at the same time as its action on the operating budget. The CIP is forwarded to the full Council for a public hearing and adoption.

City of Modesto: 2024-28 Capital Improvement Program

PW - Fleet Maintenance Facility - Suspended

100451

Capital Un-sponsored

Description

Cost Center: 59999
 Hosting Fund: Fleet Management Fund-5400
 Element Listing: Comm Svcs & Fac
 Classification: Replacement

Category: Fleet
 Type Class: General Improvements
 Area: Within City
 Manager: Fischio, Steven J.

Start Date: 2008
 End Date: 2024
 Status: Active
 Const. Code: Not Awarded

Active, New or Future

Proj Desc: This project provides funding for the Fleet Maintenance Facility Phase II project, including the Fleet Fund's contribution for Phase I - Bus Maintenance Facility.

Proj Stat: Design is currently in plan check status. Projected to be sent out to bid by March 2019. **Status**

Revenues	Budget	Actuals+Commit	Available	Prop. Inc./Dec. for 23-24	Bud + Prop. Incr/Decr	Avail.+ Prop. Incr/Decr	24-25	25-26	26-27	27-28	Total Budgeted up to 2028
47005 Miscellaneous Revenue	17,017	120,176	-103,159	0	17,017	-103,159	0	0	0	0	17,017
63470 Transfer In from Fund 3470	422,500	422,500	0	0	422,500	0	0	0	0	0	422,500
64530 Transfer In from Fund 4530	881,406	881,406	0	0	881,406	0	0	0	0	0	881,406
Revenue Totals:	1,320,923	1,424,082	-103,159	0	1,320,923	-103,159	0	0	0	0	1,658,773

Expenditures	Budget	Actual+Commit	Available	Prop. Inc./Dec. for 23-24	Budget+Prop. Inc./Dec.	Avail.+Prop. Inc./Dec.	24-25	25-26	26-27	27-28	Total Budgeted up to 2028
Appr Unit D Transfers Out	266,066	266,066	0	0	266,066	0	0	0	0	0	266,066
CA Construction Admin	880,635	872,193	8,442	0	880,635	8,442	0	0	0	0	880,635
CCF City Const Forces	1,104	1,103	1	0	1,104	1	0	0	0	0	1,104
CON Construction	4,063,948	4,057,259	6,689	0	4,063,948	6,689	0	0	0	0	4,063,948
CTGY Contingency	269,181	266,939	2,242	0	269,181	2,242	0	0	0	0	269,181
EDA Eng/Design/Admin	694,767	693,830	937	0	694,767	937	0	0	0	0	694,767
LA Land Acquisition	0	0	0	0	0	0	0	0	0	0	0
UR Utility Relocation	100,436	100,435	1	0	100,436	1	0	0	0	0	100,436
Expenditure Totals:	6,276,137	6,257,826	18,311	0	6,276,137	18,311	0	0	0	0	6,276,137

Fund Balance Required	Budget+Prop. Inc./Dec.	Available+Prop. Inc./Dec.
Fleet Management Fund-5400	4,955,214	121,470

Current Budget

Proposed Addition to Budget

CIP Glossary of Terms

Appropriation - An authorization granted by a legislative body to make expenditures and incur obligations for a specific purpose. An appropriation is usually limited in amount and as to time when it may be expended. Operational appropriations usually expire at fiscal year end, and Capital appropriations are multi-year.

Capital Facilities Fees – An impact fee charged on development projects to pay for the infrastructure needed to support growth. The fees are collected on new building permits to be used for, but are not limited to, police and fire facility expansion, streets, public transit and air quality improvements.

Capital Improvement - A permanent addition to the City’s assets, including the design, construction, or purchase of land, buildings, or facilities, or major renovations.

Capital Improvement Program Budget - A financial plan of proposed capital improvement projects with single and multiple-year capital expenditures. These include the construction of new streets, sewer lines, fire stations, development of a new park, or a significant study with long-term benefits to the Community. The Capital Program plan is a ten-year plan, which is updated annually. This program is often referred to as the “CIP”.

Capital Outlay - A budget category which includes all equipment having a unit cost of more than \$5,000 and an estimated useful life of over one year. Non-CIP capital outlay is budgeted in the City’s operating budget.

Capital Fund – A governmental accounting fund in which the services provided are financed and operated similarly to those of a private business. The rate schedules for these services are established to insure that revenues are adequate to meet all necessary expenditures. Enterprise funds are established for services such as water and sewer, parking facilities, transit systems, airport, and golf courses.

Community Facilities Districts – Special Taxes collected for the construction of public improvements.

Enterprise Fund - A governmental accounting fund in which the services provided are financed and operated similarly to those of a private business. The rate schedules for these services are established to insure that revenues are adequate to meet all necessary expenditures. Enterprise funds are established for services such as water and sewer, parking facilities, transit systems, airport, and golf courses.

CIP Glossary of Terms

Fixed Assets - Assets of a long-term character such as land, building, machinery, furniture, and other equipment with a value greater than \$5,000 and a useful life longer than one year.

Fund - An independent fiscal and accounting entity with a self-balancing set of accounts recording cash and/or other resources together with all related liabilities, obligations, reserves, and equities which are segregated for the purpose of carrying on specific activities or attaining certain objectives in accordance with special regulations, restrictions, or limitations

Grant - Contributions of cash or other assets from another governmental entity to be used or expended for a specific purpose, activity, or facility. An example is the Community Development Block Grant given by the Federal Government.

Hosted Project - A project whose direct expenditures are budgeted in a particular fund is said to be “hosted” by that fund. A project may “cause” expenditures in funds other than the host fund. For example, transfers from another fund into the hosting fund. For each fund, CIP-related expenditures may be categorized as either (a) costs of hosted projects or (b) transfers out to pay for projects in other funds.

Interfund Transfers - Amounts transferred from one fund to another.

Internal Service Fund - Funds used to account for the financing of goods or services provided by one department to another department on a cost reimbursement basis, for example; the Fleet Management Fund, which maintains the City’s equipment pool; or the Central Services Fund, which provides office supplies and various materials for maintenance and construction.

Operating Budget - The portion of the budget pertaining to the daily operations that provides basic governmental services. The operating budget contains appropriations for such expenditures as personnel, supplies, utilities, materials, travel and fuel.

Project-Specific Resources – Revenues such as grants, which are available exclusively for specific projects and whose receipt is contingent on the project going forward.

Revenue - Funds that the government receives as income. It includes such items as taxes, fees, permits, licenses, grants and interest.

Special Revenue Fund - A fund in which revenue is collected and is restricted by the City, State or Federal Government as to how the city might spend its resources.

CAPITAL IMPROVEMENT PROGRAM POLICY

Policies and Procedures Related to the City of Modesto's Capital Improvement Program (CIP)

Purpose

The 5-year Capital Improvement Program (CIP) strives to reflect the goals and policies established by the General Plan by systematically planning, scheduling, managing, monitoring and financing capital projects to ensure cost-effectiveness and conformity with established policies and adopted Specific Plans. The CIP guides the funding and construction of all public improvements constructed by the City, including roads, wastewater treatment facilities and lines, water lines, and parks. The CIP reflects a balance between capital replacement projects that repair, replace or enhance existing facilities, equipment or infrastructure and capital facility projects that significantly expand or add to the City's existing fixed assets. Attention should be given to utilize available resources and grants in a manner that legitimately maximizes the city's capacity to complete the capital improvements described above.

I. Budgeting Process

A. Budgeting Process – Generally

Section 65401 of the Government Code and Section 10-1.102 of the Modesto Municipal Code, requires the Planning Commission to review all new capital projects to determine if they conform with the City's adopted Modesto Urban Area General Plan. Existing CIP's will be reviewed quarterly by the CIP Task Force. This review will utilize not only financial information to identify project progress and completion timelines, but also project status updates from Project Managers. This will be integrated into the budget proforma review process. The CIP budget will be organized into the same functional groupings used for the operating programs.

Based on the recommendation from the CIP Task Force, the City of Modesto Planning Commission will review for General Plan conformity and will forward a final recommendation to the City Council. The City Council will then review the final CIP recommendation and approve the funding of new projects and the re-appropriation of funds for existing projects as part of the annual CIP budget cycle.

CAPITAL IMPROVEMENT PROGRAM POLICY

B. Budgeting Policies

1. Project costs are appropriated only when the required revenues are available.
2. For projects financed with grant monies, the grant award must be accepted by the City Council. (Note: a copy of the final grant award must be provided to the Finance Department.)
3. For projects financed with debt, it can be considered for inclusion in the CIP, but the appropriation will not be released until the financing has been completed.
4. Budget actions involving any Federal, State, or grant funded CIP's are restrained by the conditions of the funding award.
5. Project costs will be included in the CIP in phases, i.e. projects that are not bid-ready will reflect appropriations only through the design phase.
6. Appropriations needed for the construction phase are based on the bid awarded at the time the appropriation(s) for construction, contingency and construction management costs are requested.
7. Projects to be closed will be identified by the Project Managers and submitted by the appropriate Department Director through the Finance Director to the City Manager for closure. The City Manager has the final authority to close the projects using the CIP Closure Form. The reasons for closing a project may include Project Completion, delays due to unanticipated costs or events and change in City Council direction.
8. All new CIP's must be submitted to the CIP Task Force for consideration and reviewed before they are presented to the City Council for appropriation approval.

CAPITAL IMPROVEMENT PROGRAM POLICY

C. Requirements to Qualify as a CIP

1. A “Project” description and cost estimate should include all phases, from environmental assessment and right-of-way acquisition through construction, regardless of whether or not all funding will be available within the current fiscal year budgeting cycle.
2. Typically, the cost of a Project should be \$100,000 or greater over the life of the Project. Also, a CIP will have a useful life of five or more years. Exceptions to this threshold may be approved by the CIP Task Force.
3. Project revenues and expenditures must be clearly identified and balanced.
4. Projects must have identifiable timelines that include periodic milestones.
5. While (1) maintenance costs to increase the life of the City’s infrastructure, (2) replacement costs for infrastructure and (3) set-aside reserve amounts to create future funding for a project are not considered a “Project”; they are included in the CIP budget. Examples include pavement maintenance, water system downstream improvements and accumulation of funds for the Pelandale-99 interchange.
6. Certain purchases and installation of fixed assets may also be included in the CIP budget plan.
7. Every capital project will have a Project Manager who will prepare the project proposal, ensure that required phases are completed on schedule, authorize all project expenditures, ensure that all regulations and laws are observed, and periodically report project status to the CIP Task Force. The Project Manager ensures that projects comply with the requirements imposed by the guidelines controlling the various revenue sources that are used to finance capital project costs. The Project Manager shall also coordinate project accounting with the Finance Department.

CAPITAL IMPROVEMENT PROGRAM POLICY

D. Primary-Secondary Project Relationships

The City Council previously approved grouping similar projects together in a “primary-secondary” relationship. An example would be replacement of upgrade of traffic signals at different intersection throughout the City. “Traffic Signals” would be the primary” project and individual “secondary” projects would then be indentified when either construction or construction design on each specific intersection begins. The primary project description must include a description of each of the secondary projects related to it. The primary project was designed to serve as the budgetary control device for both the primary and secondary components. This approach was designed to allow for greater flexibility and efficiency when programming multiple projects of the same type.

With the creation and empowerment of the CIP Task Force, the primary-secondary project budgeting relationship creates difficulty for the CIP Task Force in reviewing and ranking projects. The stand-alone budgeting method has proven more effective and it allows the CIP Task Force to review and rank a specific “project” rather than being tasked to review and rank a primary account that may contain several secondary projects.

For all capital projects, existing primary-secondary budgeting relationships are being converted to stand-alone projects. All new CIP’s should be budgeted using the stand-alone budgeting method.

E. Project Status Reports

Project milestones will be listed as objectives in the CIP program narratives to facilitate project tracking. Status reports for all CIP’s should be provided to the CIP Task Force on a quarterly basis and then referred to the City Council for informational purposes. The format and content of the report will be coordinated between the CIP Task Force Administrator and the Finance Department.

FLEET MANAGEMENT

SYSTEM OVERVIEW

The City's Fleet system now consists of 134 buses and support vehicles owned by the Stanislaus Regional Transit Authority, StanRTA. In addition, we have 651 vehicles as well as 374 pieces of other equipment such as street sweepers, off road heavy equipment and trailers. We now have 68 pieces of heavy fire apparatus for Modesto and surrounding areas, which includes almost all apparatus in the county. Replacement equipment and vehicles are purchased primarily from a replacement fund managed by the Fleet Division. Buses are purchased using federal funds with a local match through the StanRTA. The City of Modesto no longer owns those vehicles.

HIGHLIGHTS

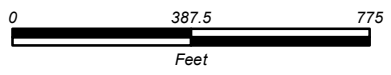
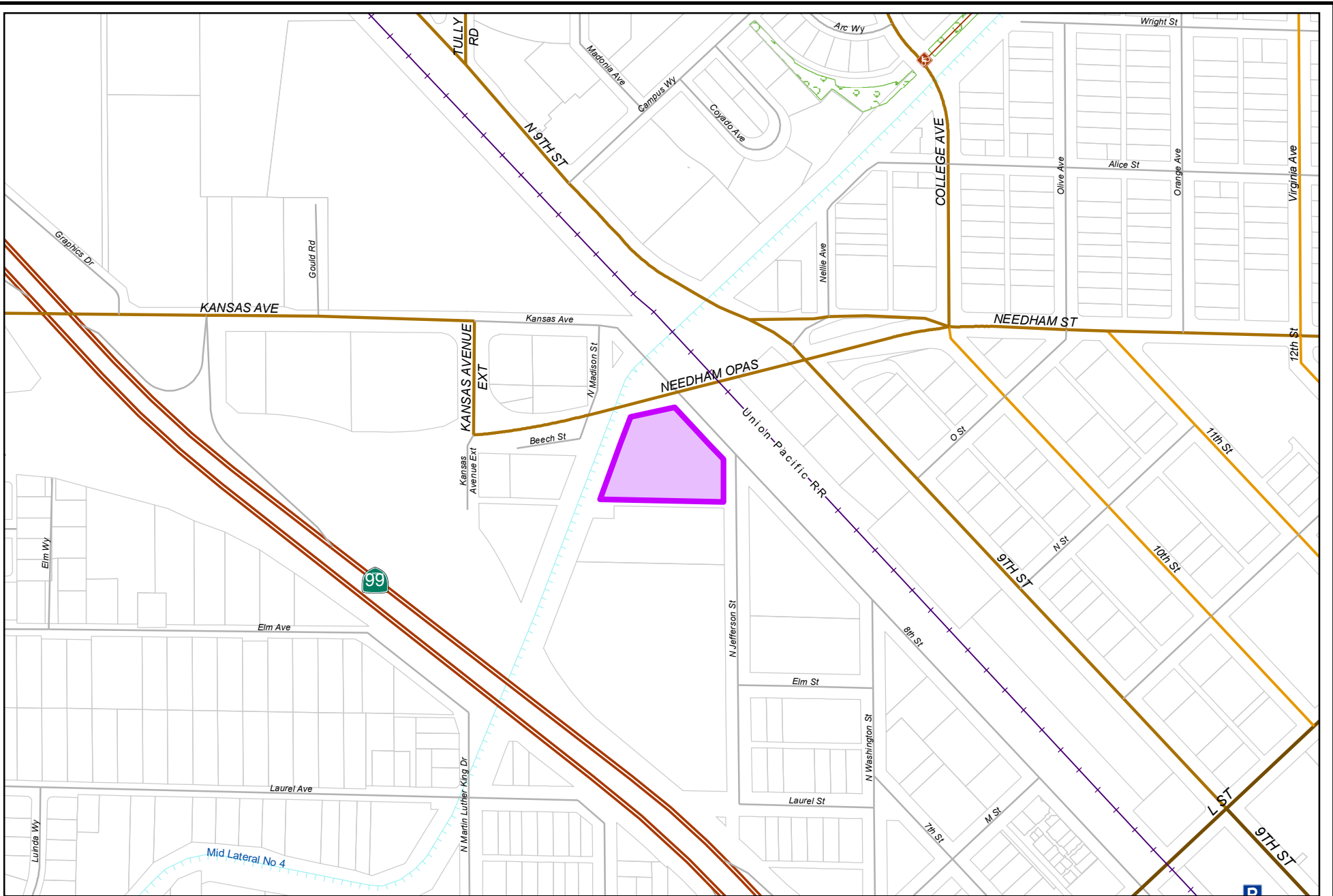
The Bus Facility and the Heavy-Duty Facility recently passed their respective CHP BIT inspections with no notable findings. The expansion of the parts storage room to double its current capacity and phase two of the Corporation Yard Master Plan are completed and have been operational since July 2022. This project has proved to have increased fleet maintenance efficiency by consolidating most of fleet maintenance into one facility under one roof. Phase 3 will include bays to move the Light Duty Shop, completing the master plan to have all of Fleet Services under one roof.

Fire still has the contract with the Oakdale Fire Protection District and now has expanded to all paid fire protection districts in the county excluding Patterson. Fleet maintenance continues to support the maintenance and repair of all heavy and light duty vehicles associated with those contracts.

Fleet Services, like so many other areas in the City, struggle being short-staffed, by as many as 16 staff members, and look forward to being fully staffed to provide our customers with a more robust Fleet experience.

Fleet Services has been given the green light to purchase all vehicles that have been on the replacement lists. The auto industry is struggling to keep up with order demand. All types of vehicles and heavy equipment are scarce. The City Manager now has authorization to issue purchase orders for emergency vehicles when they become available, by passing some of the time-consuming processes allowing Fleet to procure vehicles that are available.





City of Modesto
 Project #: 100451
 PW - Fleet Maintenance Facility



City of Modesto: 2024-28 Capital Improvement Program

PW - Fleet Maintenance Facility - Suspended

100451
Capital Un-sponsored

<i>Cost Center:</i> 59999	<i>Category:</i> Fleet	<i>Start Date:</i> 2008
<i>Hosting Fund:</i> Fleet Management Fund-5400	<i>Type Class:</i> General Improvements	<i>End Date:</i> 2024
<i>Element Listing:</i> Comm Svcs & Fac	<i>Area:</i> Within City	<i>Status:</i> Active
<i>Classification:</i> Replacement	<i>Manager:</i> Fischio, Steven J.	<i>Const. Code:</i> Not Awarded

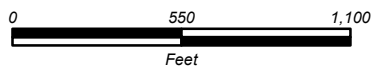
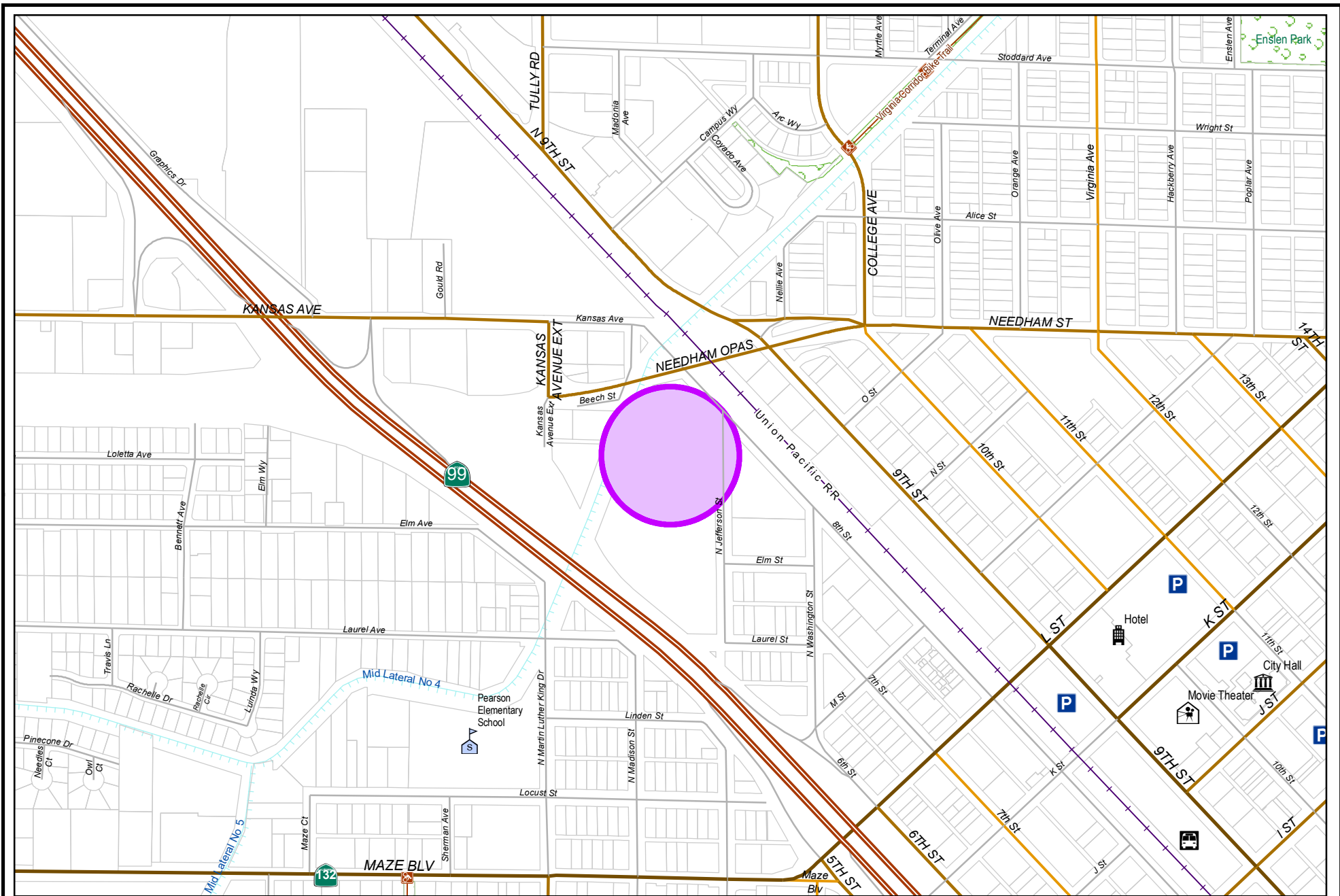
Proj Desc: This project provides funding for the Fleet Maintenance Facility Phase II project, including the Fleet Fund's contribution for Phase I - Bus Maintenance Facility.

Proj Stat: Design is currently in plan check status. Projected to be sent out to bid by March 2019.

Revenues	Budget	Actuals+Commit	Available	Prop. Inc./Dec. for 23-24	Bud + Prop. Incr/Decr	Avail.+ Prop. Incr/Decr	24-25	25-26	26-27	27-28	Total Budgeted up to 2028
47005 Miscellaneous Revenue	17,017	120,176	-103,159	0	17,017	-103,159	0	0	0	0	17,017
63470 Transfer In from Fund 3470	422,500	422,500	0	0	422,500	0	0	0	0	0	422,500
64530 Transfer In from Fund 4530	881,406	881,406	0	0	881,406	0	0	0	0	0	881,406
Revenue Totals:	1,320,923	1,424,082	-103,159	0	1,320,923	-103,159	0	0	0	0	1,658,773

Expenditures	Budget	Actual+Commit	Available	Prop. Inc./Dec. for 23-24	Budget+Prop. Inc./Dec.	Avail.+Prop. Inc./Dec.	24-25	25-26	26-27	27-28	Total Budgeted up to 2028
Appr Unit D Transfers Out	266,066	266,066	0	0	266,066	0	0	0	0	0	266,066
CA Construction Admin	880,635	872,193	8,442	0	880,635	8,442	0	0	0	0	880,635
CCF City Const Forces	1,104	1,103	1	0	1,104	1	0	0	0	0	1,104
CON Construction	4,063,948	4,057,259	6,689	0	4,063,948	6,689	0	0	0	0	4,063,948
CTGY Contingency	269,181	266,939	2,242	0	269,181	2,242	0	0	0	0	269,181
EDA Eng/Design/Admin	694,767	693,830	937	0	694,767	937	0	0	0	0	694,767
LA Land Acquisition	0	0	0	0	0	0	0	0	0	0	0
UR Utility Relocation	100,436	100,435	1	0	100,436	1	0	0	0	0	100,436
Expenditure Totals:	6,276,137	6,257,826	18,311	0	6,276,137	18,311	0	0	0	0	6,276,137

Fund Balance Required	Budget+Prop. Inc./Dec.	Available+Prop. Inc./Dec.
Fleet Management Fund-5400	4,955,214	121,470



City of Modesto

Project #: 101337

PW - Bus Maintenance Facility - Parts Storage Room Upgrade



City of Modesto: 2024-28 Capital Improvement Program

PW - BMF Parts Storage Room Upgrade (101022) - Suspended

101337

Capital Un-sponsored

<i>Cost Center:</i> 59999	<i>Category:</i> Miscellaneous	<i>Start Date:</i> 2017
<i>Hosting Fund:</i> Capital Grants - CIP Projects-3140	<i>Type Class:</i> General Improvements	<i>End Date:</i> 2024
<i>Element Listing:</i> Comm Svcs & Fac	<i>Area:</i> Within City	<i>Status:</i> New
<i>Classification:</i> Improvements	<i>Manager:</i> Sandhu, Balhar	<i>Const. Code:</i> New or Future

Proj Desc: The new building addition is approximately 3,250 SF that will be located adjacent to the existing bus maintenance facility and will include a corridor, parts storage and parts counter area. Primary structure of the addition will be pre-fabricated metal building. The new building will provide additional storage capacity.

Previously project 101022.

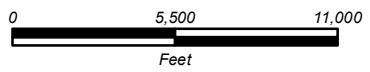
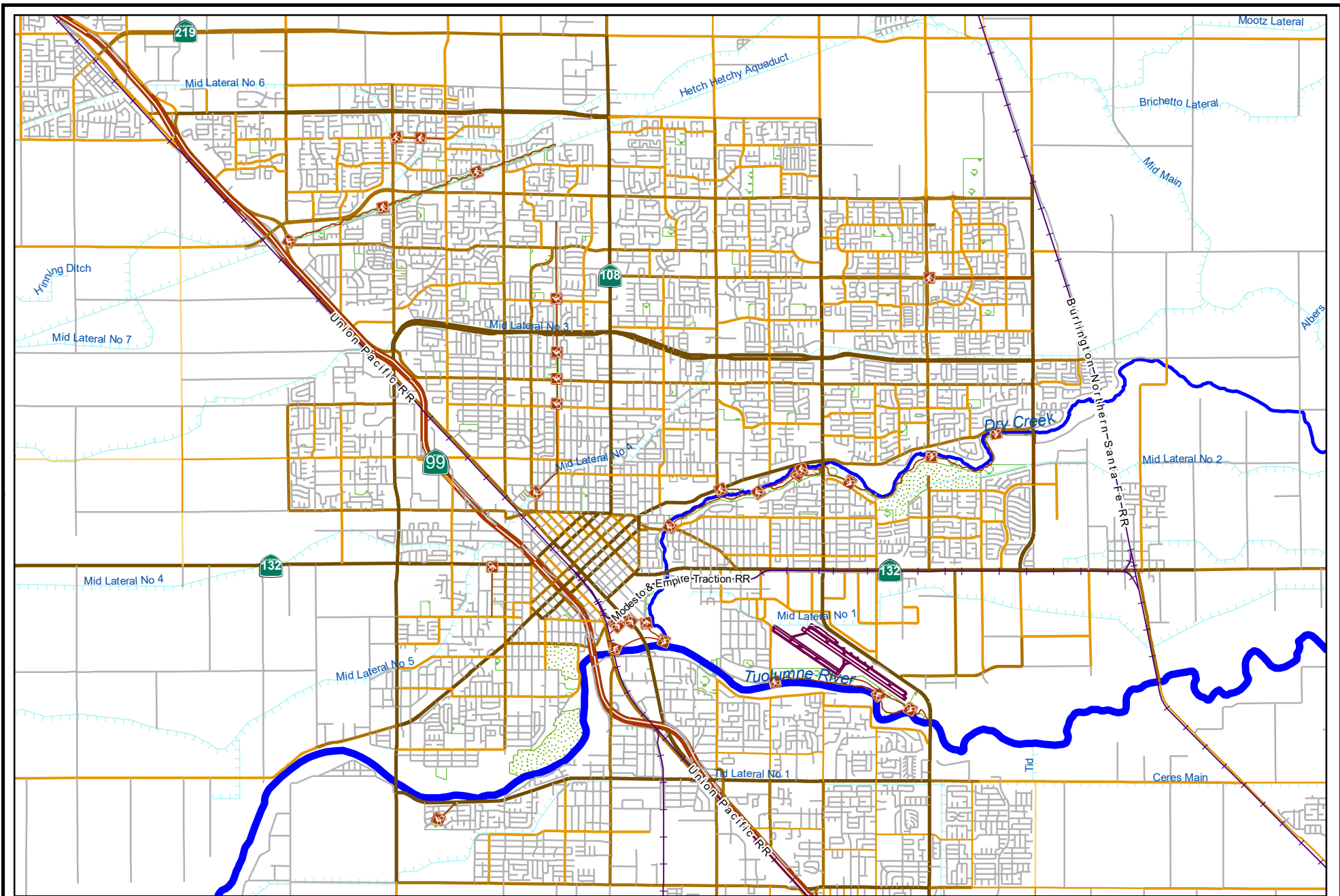
Proj Stat: on August 2017 an agreement was authorized to hire Pires, Lipomi and Navarro architects for the design of the storage room. Project is currently under design phase.

Revenues	Budget	Actuals+Commit	Available	Prop. Inc./Dec. for 23-24	Bud + Prop. Incr/Decr	Avail.+ Prop. Incr/Decr	24-25	25-26	26-27	27-28	Total Budgeted up to 2028
42014 Intergov - Federal - Federal Transit Administration - Capital-related	1,320,487	1,320,487	0	0	1,320,487	0	0	0	0	0	1,320,487
42107 Intergov - State - LTF - Current Year	165,936	124,866	41,070	0	165,936	41,070	0	0	0	0	165,936
42116 Intergov - State - LTF - Capital-related	4	3	1	0	4	1	0	0	0	0	4
65400 Transfer In from Fund 5400	266,066	266,066	0	0	266,066	0	0	0	0	0	266,066
Revenue Totals:	1,752,493	1,711,422	41,071	0	1,752,493	41,071	0	0	0	0	1,752,493

Expenditures	Budget	Actual+Commit	Available	Prop. Inc./Dec. for 23-24	Budget+Prop. Inc./Dec.	Avail.+Prop. Inc./Dec.	24-25	25-26	26-27	27-28	Total Budgeted up to 2028
CA Construction Admin	278,742	275,835	2,907	0	278,742	2,907	0	0	0	0	278,742
CCF City Construct Force	27,075	27,075	0	0	27,075	0	0	0	0	0	27,075
CON Construction	1,302,044	1,302,044	0	0	1,302,044	0	0	0	0	0	1,302,044
CTGY-CIP Contingency - CIP	21,908	21,908	0	0	21,908	0	0	0	0	0	21,908
EDA Eng/Design/Admin	122,724	118,740	3,984	0	122,724	3,984	0	0	0	0	122,724
Expenditure Totals:	1,752,493	1,745,602	6,891	0	1,752,493	6,891	0	0	0	0	1,752,493

Fund Balance Required	Budget+Prop. Inc./Dec.	Available+Prop. Inc./Dec.
Capital Grants - CIP Projects-3140	0	-34,180

Miscellaneous



City of Modesto

Project #: 101296

CED.HUD - PFI First Tee Activity 1373



City of Modesto: 2024-28 Capital Improvement Program

CED - HUD - PFI First Tee Activity 1373

101296
Capital Un-sponsored

<i>Cost Center:</i> 14999	<i>Category:</i> Miscellaneous	<i>Start Date:</i> 2020
<i>Hosting Fund:</i> Capital Grants - HUD CIP Projects-3170	<i>Type Class:</i> Miscellaneous	<i>End Date:</i> 2024
<i>Element Listing:</i> Comm Svcs & Fac	<i>Area:</i> Within City	<i>Status:</i> New
<i>Classification:</i> Improvements	<i>Manager:</i> Gonzalez, Juan C	<i>Const. Code:</i> New or Future

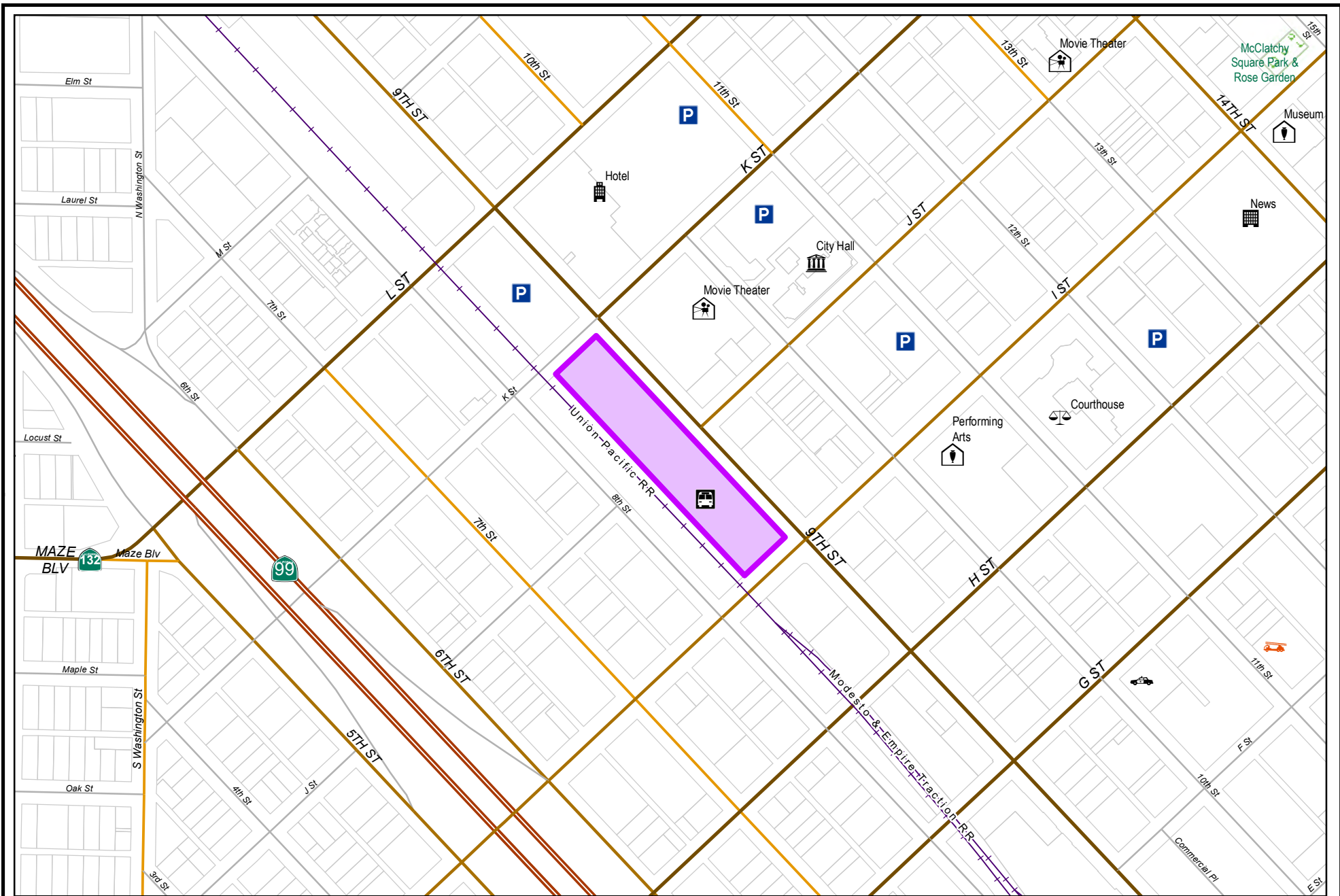
Proj Desc:

Proj Stat:

Revenues	Budget	Actuals+Commit	Available	Prop. Inc./Dec. for 23-24	Bud + Prop. Incr/Decr	Avail.+ Prop. Incr/Decr	24-25	25-26	26-27	27-28	Total Budgeted up to 2028
48007 Direct Loan Principal - FCDPL	0	0	0	0	0	0	0	0	0	0	0
61130 Transfer In from Fund 1130	723,964	583,284	140,680	0	723,964	140,680	0	0	0	0	723,964
Revenue Totals:	723,964	583,284	140,680	0	723,964	140,680	0	0	0	0	723,964

Expenditures	Budget	Actual+Commit	Available	Prop. Inc./Dec. for 23-24	Budget+Prop. Inc./Dec.	Avail.+Prop. Inc./Dec.	24-25	25-26	26-27	27-28	Total Budgeted up to 2028
CA Construction Admin	55,068	40,541	14,527	0	55,068	14,527	0	0	0	0	55,068
CCF City Construct Force	7,500	0	7,500	0	7,500	7,500	0	0	0	0	7,500
CON Construction	458,896	455,486	3,410	0	458,896	3,410	0	0	0	0	458,896
CTGY-CIP Contingency - CIP	81,500	29,050	52,450	0	81,500	52,450	0	0	0	0	81,500
EDA Eng/Design/Admin	71,000	79,634	-8,634	0	71,000	-8,634	0	0	0	0	71,000
EDA- CDBG AD 1373 Eng/Design/Admin	50,000	28,681	21,319	0	50,000	21,319	0	0	0	0	50,000
Expenditure Totals:	723,964	633,392	90,572	0	723,964	90,572	0	0	0	0	723,964

Fund Balance Required	Budget+Prop. Inc./Dec.	Available+Prop. Inc./Dec.
Capital Grants - HUD CIP Projects-3170	0	-50,108



City of Modesto

Project #: 101338

PW - Downtown Transit Center Improv



City of Modesto: 2024-28 Capital Improvement Program

PW - Downtown TC Improv - CS Area (101045)

101338

Capital Un-sponsored

<i>Cost Center:</i> 59999	<i>Category:</i> Miscellaneous	<i>Start Date:</i> 2017
<i>Hosting Fund:</i> Capital Grants - CIP Projects-3140	<i>Type Class:</i> General Improvements	<i>End Date:</i>
<i>Element Listing:</i> Comm Svcs & Fac	<i>Area:</i> Within City	<i>Status:</i> New
<i>Classification:</i> Improvements	<i>Manager:</i> Sandhu, Balhar	<i>Const. Code:</i> Not Awarded

Proj Desc: The scope of this project includes the expansion and reconfiguration of the existing customer service and operational administrative space. The customer service space will be moved to the main lobby where there is a historical customer service window. This will allow more area for customers to wait in a comfortable environment. Also, an additional customer service window will allow quicker service for fare media sales and transit questions. A StART and Altamont Commuter Express (ACE) request customer service and administrative space, this new area could be reconfigured to accommodate those requests.

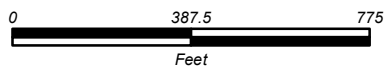
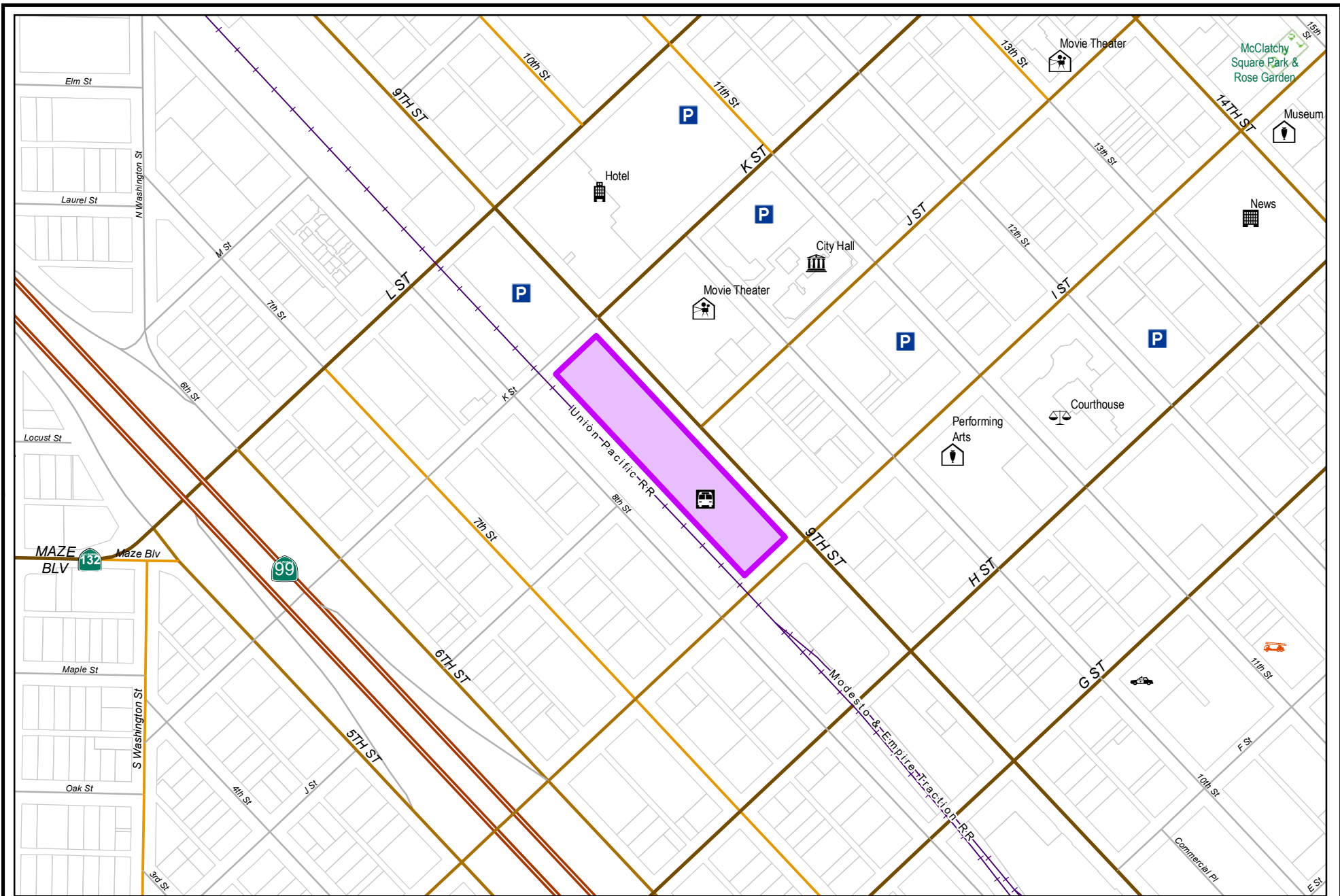
Previously project 101045

Proj Stat: Grants awarded for to fund this project. Project is in the design phase.

Revenues	Budget	Actuals+Commit	Available	Prop. Inc./Dec. for 23-24	Bud + Prop. Incr/Decr	Avail.+ Prop. Incr/Decr	24-25	25-26	26-27	27-28	Total Budgeted up to 2028
42119 Intergov - State - LTF - Capital Related - Regional Funds Claim	500,560	0	500,560	0	500,560	500,560	0	0	0	0	500,560
42125 Intergov - State - LTF - Prior Year Carryover - Capital Related	69,151	69,151	0	0	69,151	0	0	0	0	0	69,151
42446 Intergov - State - Low Carbon Transit Operations Program - Capital	255,849	207,105	48,744	0	255,849	48,744	0	0	0	0	255,849
48010 Interest Revenue on Bank Accounts	0	159	-159	0	0	-159	0	0	0	0	0
48012 Change in Fair Market Value	0	0	0	0	0	0	0	0	0	0	0
Revenue Totals:	825,560	276,415	549,145	0	825,560	549,145	0	0	0	0	825,560

Expenditures	Budget	Actual+Commit	Available	Prop. Inc./Dec. for 23-24	Budget+Prop. Inc./Dec.	Avail.+Prop. Inc./Dec.	24-25	25-26	26-27	27-28	Total Budgeted up to 2028
CA Construction Admin	53,179	41,744	11,435	0	53,179	11,435	0	0	0	0	53,179
CON Construction	625,723	625,723	0	0	625,723	0	0	0	0	0	625,723
CTGY-CIP Contingency - CIP	50,058	10,197	39,861	0	50,058	39,861	0	0	0	0	50,058
EDA Eng/Design/Admin	96,600	69,382	27,218	0	96,600	27,218	0	0	0	0	96,600
Expenditure Totals:	825,560	747,046	78,514	0	825,560	78,514	0	0	0	0	825,560

Fund Balance Required	Budget+Prop. Inc./Dec.	Available+Prop. Inc./Dec.
Capital Grants - CIP Projects-3140	20	-470,631



City of Modesto

Project #: 101339

PW - Facilities Improvement -Transit Center Phase 1



City of Modesto: 2024-28 Capital Improvement Program

PW - Transit Center Improvements (101095)

101339

Capital Un-sponsored

<i>Cost Center:</i> 59999	<i>Category:</i> Miscellaneous	<i>Start Date:</i> 2018
<i>Hosting Fund:</i> Capital Grants - CIP Projects-3140	<i>Type Class:</i> General Improvements	<i>End Date:</i>
<i>Element Listing:</i> Comm Svcs & Fac	<i>Area:</i> Within City	<i>Status:</i> New
<i>Classification:</i> Improvements	<i>Manager:</i> Sandhu, Balhar	<i>Const. Code:</i> New or Future

Proj Desc: The improvements to the Transportation Center are in preparation on future operations of the Altamont Corridor Express to Modesto.

The improvements focused on the interior/exterior part of the station and the Transportation Center grounds. They will also upgrade the facility to make it safer, comfortable, and a pleasant place for people to come and use various public transportation modes, including ACE. The City wants the Transportation Center to feel inviting,.

The improvements focused on improving safety and security at the Transportation Center and include lighting, cameras, and fencing. Another part of the safety improvements are giving the facility a face-lift, including paint, facility repairs, and better landscaping, which will also help promote a safer environment at the Transportation Center. The project list was developed in conjunction with AECOM, ACE, and StanCOG.

Proj Stat: LTF grants awarded and funds have been received to fund this project. Project is currently in design phase. Construction contract award pending Council authorization.,

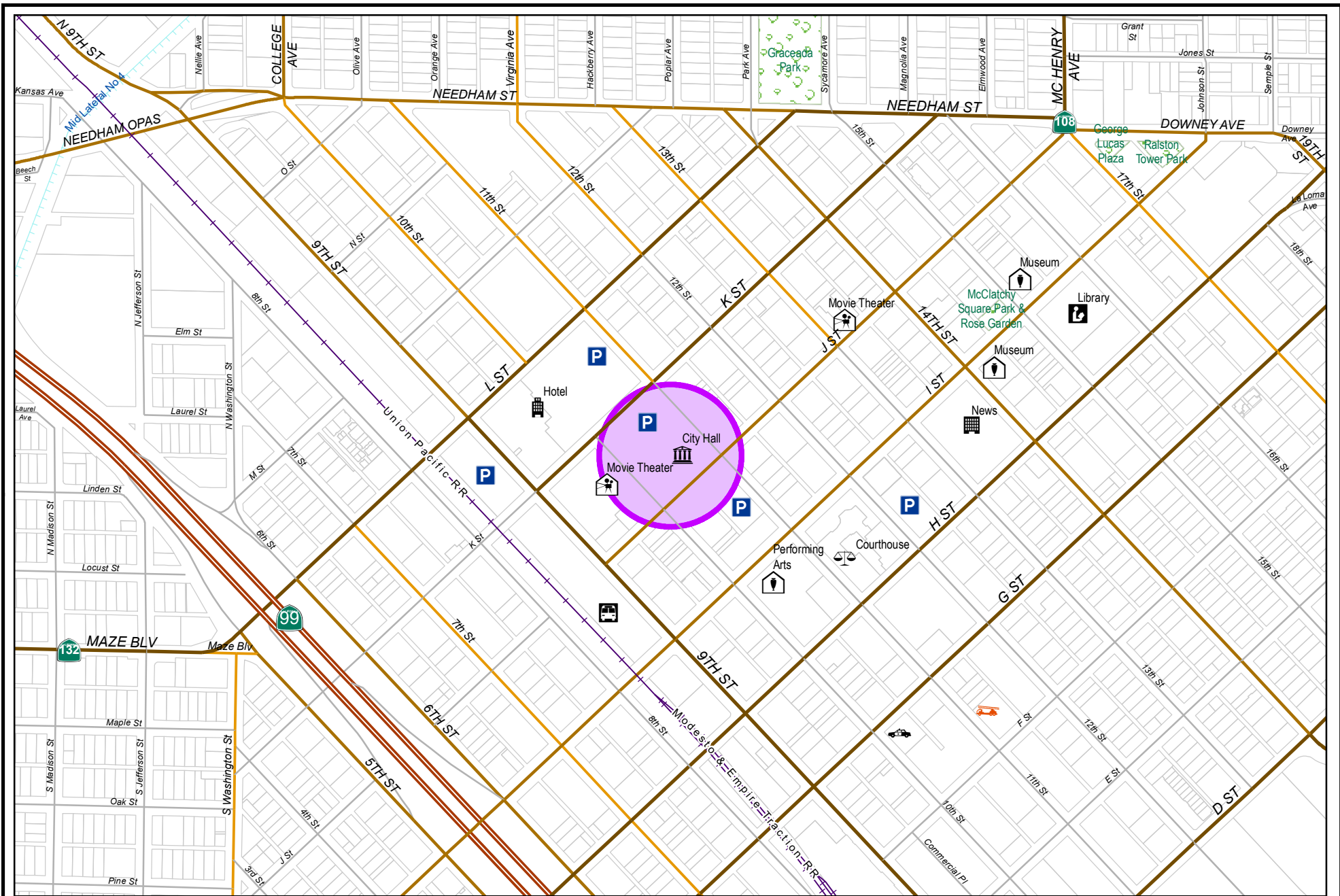
Revenues	Budget	Actuals+Commit	Available	Prop. Inc./Dec. for 23-24	Bud + Prop. Incr/Decr	Avail.+ Prop. Incr/Decr	24-25	25-26	26-27	27-28	Total Budgeted up to 2028
42014 Intergov - Federal - Federal Transit Administration - Capital-related	1,014,188	476,225	537,963	0	1,014,188	537,963	0	0	0	0	1,014,188
42114 Intergov - State - SB1 - State of Good Repair	67,869	67,562	307	0	67,869	307	0	0	0	0	67,869
42119 Intergov - State - LTF - Capital Related - Regional Funds Claim	4,761,678	1,630,783	3,130,895	0	4,761,678	3,130,895	0	0	0	0	4,761,678
48010 Interest Revenue on Bank Accounts	0	15,174	-15,174	0	0	-15,174	0	0	0	0	0
48012 Change in Fair Market Value	0	0	0	0	0	0	0	0	0	0	0
Revenue Totals:	5,843,735	2,189,744	3,653,991	0	5,843,735	3,653,991	0	0	0	0	5,843,735

Expenditures	Budget	Actual+Commit	Available	Prop. Inc./Dec. for 23-24	Budget+Prop. Inc./Dec.	Avail.+Prop. Inc./Dec.	24-25	25-26	26-27	27-28	Total Budgeted up to 2028
CA Construction Admin	407,254	264,085	143,169	0	407,254	143,169	0	0	0	0	407,254
CON Construction	4,607,853	4,602,409	5,444	0	4,607,853	5,444	0	0	0	0	4,607,853
CTGY-CIP Contingency - CIP	368,628	221,715	146,913	0	368,628	146,913	0	0	0	0	368,628
EDA Eng/Design/Admin	460,000	448,318	11,682	0	460,000	11,682	0	0	0	0	460,000
Expenditure Totals:	5,843,735	5,536,526	307,209	0	5,843,735	307,209	0	0	0	0	5,843,735

Fund Balance Required	22	Budget+Prop. Inc./Dec.	Available+Prop. Inc./Dec.
------------------------------	----	------------------------	---------------------------

Capital Grants - CIP Projects-3140

0 -3,346,782



City of Modesto

Project #: 101462
 CED CALAPP+ Implementation



City of Modesto: 2024-28 Capital Improvement Program

CED CALAPP+ Implementation

101462
Capital Un-sponsored

<i>Cost Center:</i> 14999	<i>Category:</i> Miscellaneous	<i>Start Date:</i> 2023
<i>Hosting Fund:</i> Capital Grants - CIP Projects-3140	<i>Type Class:</i> Miscellaneous	<i>End Date:</i> 2030
<i>Element Listing:</i> Comm Dev	<i>Area:</i> Within City	<i>Status:</i> New
<i>Classification:</i> Improvements	<i>Manager:</i> Diaz, Oscar	<i>Const. Code:</i> New or Future

Proj Desc:

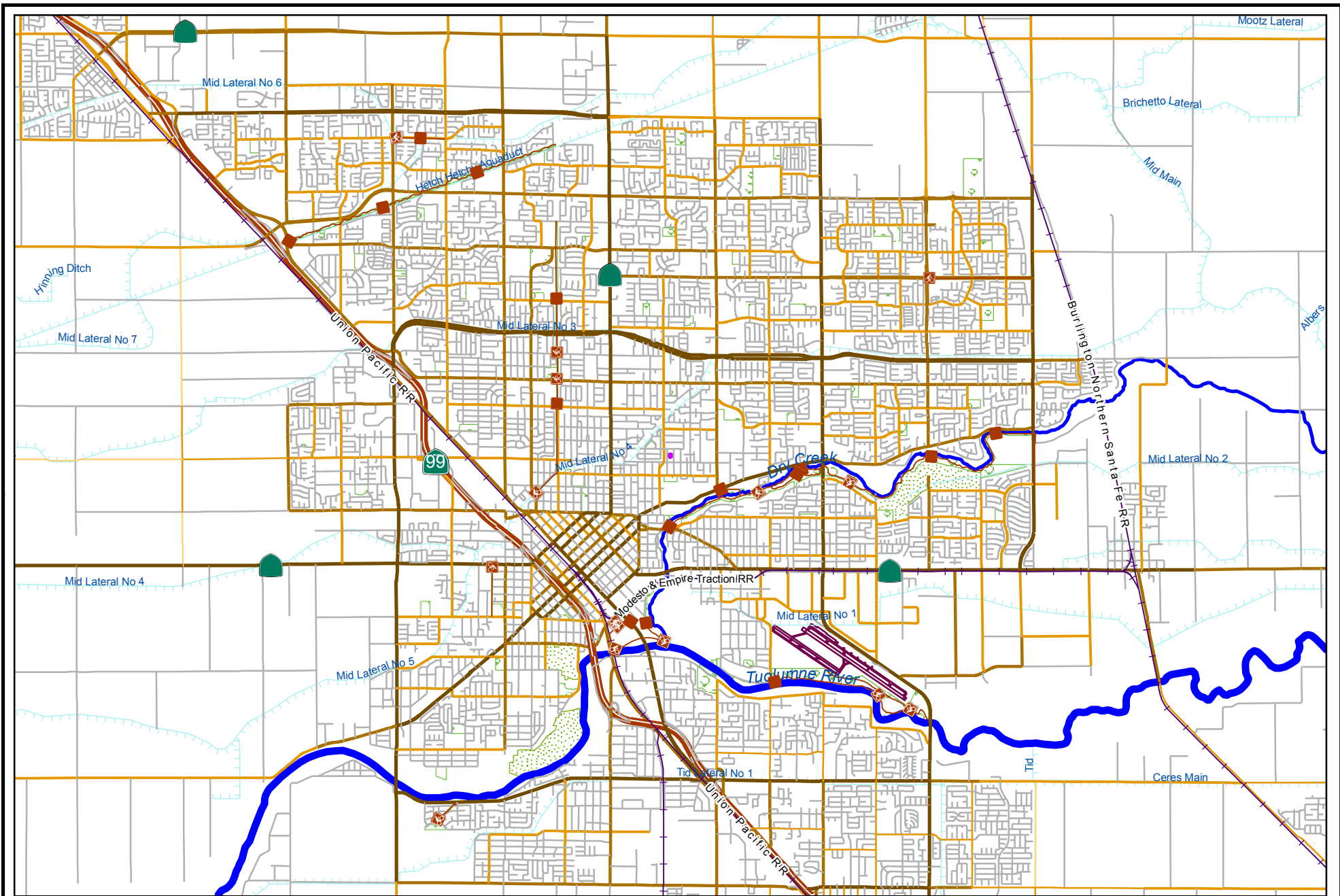
Proj Stat:

Revenues	Budget	Actuals+Commit	Available	Prop. Inc./Dec. for 23-24	Bud + Prop. Incr/Decr	Avail.+ Prop. Incr/Decr	24-25	25-26	26-27	27-28	Total Budgeted up to 2028
42214 Intergov - State - California Energy Commission	100,000	0	100,000	0	100,000	100,000	0	0	0	0	100,000
Revenue Totals:	100,000	0	100,000	0	100,000	100,000	0	0	0	0	100,000

Expenditures	Budget	Actual+Commit	Available	Prop. Inc./Dec. for 23-24	Budget+Prop. Inc./Dec.	Avail.+Prop. Inc./Dec.	24-25	25-26	26-27	27-28	Total Budgeted up to 2028
PD Project Development	100,000	428	99,572	0	100,000	99,572	0	0	0	0	100,000
Expenditure Totals:	100,000	428	99,572	0	100,000	99,572	0	0	0	0	100,000

Fund Balance Required	Budget+Prop. Inc./Dec.	Available+Prop. Inc./Dec.
Capital Grants - CIP Projects-3140	0	-428

Parking



City of Modesto

Project #: 101252

PW-Parking Enforcement Strategy Capital Plan



City of Modesto: 2024-28 Capital Improvement Program

PW - Parking Enforcement Strategy Capital Plan

101252

Capital Un-sponsored

<i>Cost Center:</i> 59999	<i>Category:</i> Parking	<i>Start Date:</i> 2020
<i>Hosting Fund:</i> Parking Fund-4000	<i>Type Class:</i> Infrastructure Preservation	<i>End Date:</i>
<i>Element Listing:</i> Comm Svcs & Fac	<i>Area:</i> Within City	<i>Status:</i> Future
<i>Classification:</i> Improvements	<i>Manager:</i> Eddington-Morrison, Patricia A	<i>Const. Code:</i> New or Future

Proj Desc: The project will be a phased approach to improve ingress/egress equipment within the City's parking garages to improve customer vehicular flow. Also these funds will be used to accomplish some of the deferred maintenance backlog including pavement repairs, lighting improvements, painting, joint seals, surveillance cameras, security improvements, etc.

Proj Stat:

Expenditures	Budget	Actual+Commit	Available	Prop. Inc./Dec. for 23-24	Budget+Prop. Inc./Dec.	Avail.+Prop. Inc./Dec.	24-25	25-26	26-27	27-28	Total Budgeted up to 2028
CCF City Construct Force	19,906	0	19,906	0	19,906	19,906	0	0	0	0	19,906
EA Equip Acquisition	72,465	0	72,465	0	72,465	72,465	0	0	0	0	72,465
Expenditure Totals:	92,371	0	92,371	0	92,371	92,371	0	0	0	0	92,371

Fund Balance Required	Budget+Prop. Inc./Dec.	Available+Prop. Inc./Dec.
Parking Fund-4000	92,371	92,371

PARK SYSTEM

SYSTEM OVERVIEW

The City of Modesto's park system consists of roughly 1,246 acres of green space at 76 total parks. There are 2 Regional Parks, 8 Community Parks, 54 Neighborhood Parks, 12 Miscellaneous Parks and 9 trails. The recreation elements of our park system include playgrounds, restrooms, volleyball courts, basketball courts, baseball/softball fields, soccer fields, tennis courts, pickleball courts, horseshoe pits, splashpads, shade structures, parking lots, 1 wading pool and various other site amenities. In addition, the park system includes various other facilities that include 5 Community Centers, 4 Rental Facilities, 3 historic properties, 2 golf courses, 1 convention center and 1 minor league baseball stadium.

Over the past 15 years funding for maintenance of our park system was limited and resulted in an increase of deferred maintenance needs throughout the parks system. Efforts such as facility sponsorships, community-driven park improvements (Park Partners Program) and applying for grants have assisted with many deferred maintenance items in the past and will continue to be a priority in the future.

The passage of Measure H by Modesto voters in November 2022 and the American Rescue Plan Act (ARPA) funding the FY 2023-2024 CIP Budget significantly increased the funding available to address the estimated \$106.7 Million of deferred maintenance. It is also important to note that Measure H and ARPA funding will also result in an increase in preventative maintenance of the park system which will limit the growth of deferred maintenance in the park system.

A major goal of the CIP Budget is to fund ongoing development of new parks and trails for the full build out of the City of Modesto park system as the City grows.

BUDGET HIGHLIGHTS

This year's CIP budget includes twenty one (21) major CIP projects including, the César E. Chávez Park Renovation, Dr. Martin Luther King Jr. Park Renovation, Virginia Corridor Phase 7, The Awesome Spot Playground, Carpenter Road Area Soccer Fields (Bellenita Park), Mary Grogan Community Park Phase 2, Tuolumne River Regional Park (TRRP) River Overlook, TRRP River Pavilion, TRRP Neece Drive Boat Ramp, two (2) TRRP Riverwalk Trail Sections, Dry Creek to TRRP Trail, TRRP Gateway Phase

3, Dryden Park Golf Course Clubhouse Renovation and the Downey Park Shade Structure Replacement along with the design and construction of other miscellaneous park system improvements.

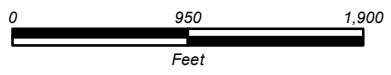
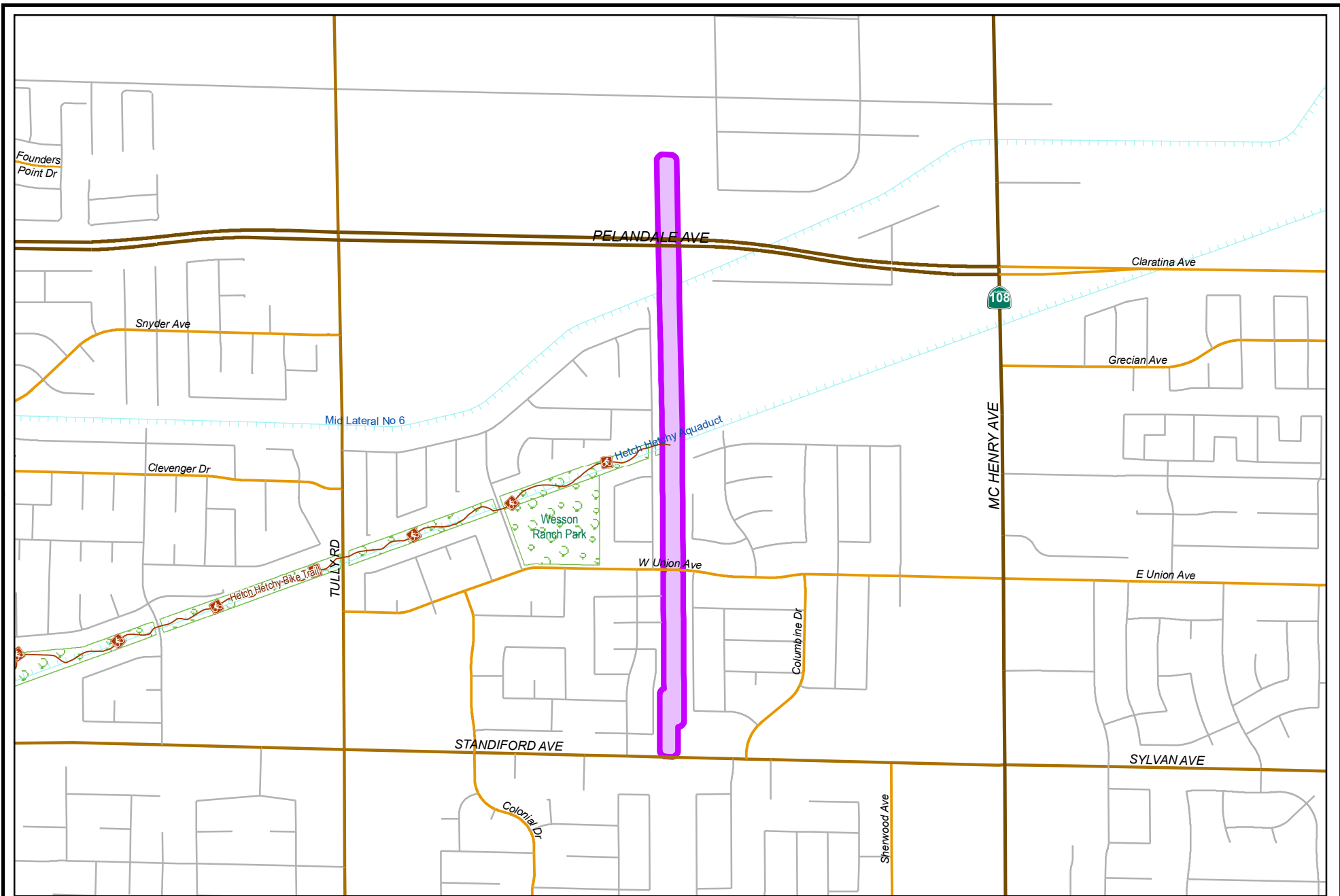
During the year, the department made exceptional progress on many CIPs, including the completion of Ralston Tower Park Renovation and made substantial progress in the design phase of several other major CIP projects. One of the focuses of this CIP budget is to complete repairs for many deferred maintenance needs in the park system, resulting in a much lower deferred maintenance need next year.

MAJOR ACCOMPLISHMENTS

- Partnered with neighbors at various parks to make improvements in the park system, such as the Enslin Park Playground Expansion, installation of new seating at the Mancini Bowl and the installation of Pickleball courts in Graceada Park.
- Completed the purchase of a parking lot at the Pamela Monterosso Trailhead.
- Assisted Public Works/CED staff with the design of landscape improvements for their various traffic related CIP projects.
- Worked with Utilities and Public Works departments to apply for two grants that include some park improvements.
- Completed Design Phase of the following projects:
 1. Neece Drive Boat Launch
 2. Virginia Corridor Phase 7
- Began construction on The Awesome Spot Playground.
- Completed construction on the Ralston Tower Park Renovation and the Revard Park Playground Renovation.

POLICY ISSUES

The park system service as an integral component of the City's economic development plan. The Parks, Recreation and Neighborhoods Department will continue to work toward a sustainable and well maintained park system that will encourage citizen usage and attract businesses to relocate to Modesto. Staff has prepared a 5-year deferred maintenance and preventative maintenance plan to significantly decrease the deferred maintenance needs in the park system. Future CIP budgets will focus on addressing deferred maintenance, reducing reliance on potable water to irrigate City parks and improvement and expansion of the City's parks and trails to ensure that the park system is an economic development driver in Modesto.



City of Modesto

Project #: 100813

PRN - Virginia Corridor Phase 7 - Design



City of Modesto: 2024-28 Capital Improvement Program

**PRN - Virginia Corridor Phase 7 - Design-FHWA-CalTrans-CML-5059(216)-2015-20.205
HWY Planning and Con**

100813

Capital Un-sponsored

<i>Cost Center:</i> 39999	<i>Category:</i> Parks System	<i>Start Date:</i> 2014
<i>Hosting Fund:</i> Capital Grants - CIP Projects-3140	<i>Type Class:</i> Infrastructure Preservation	<i>End Date:</i>
<i>Element Listing:</i> Env Rsrscs & Opn Spcs	<i>Area:</i> Within City	<i>Status:</i> Active
<i>Classification:</i> Improvements	<i>Manager:</i> Houx, Nathan G	<i>Const. Code:</i> New or Future

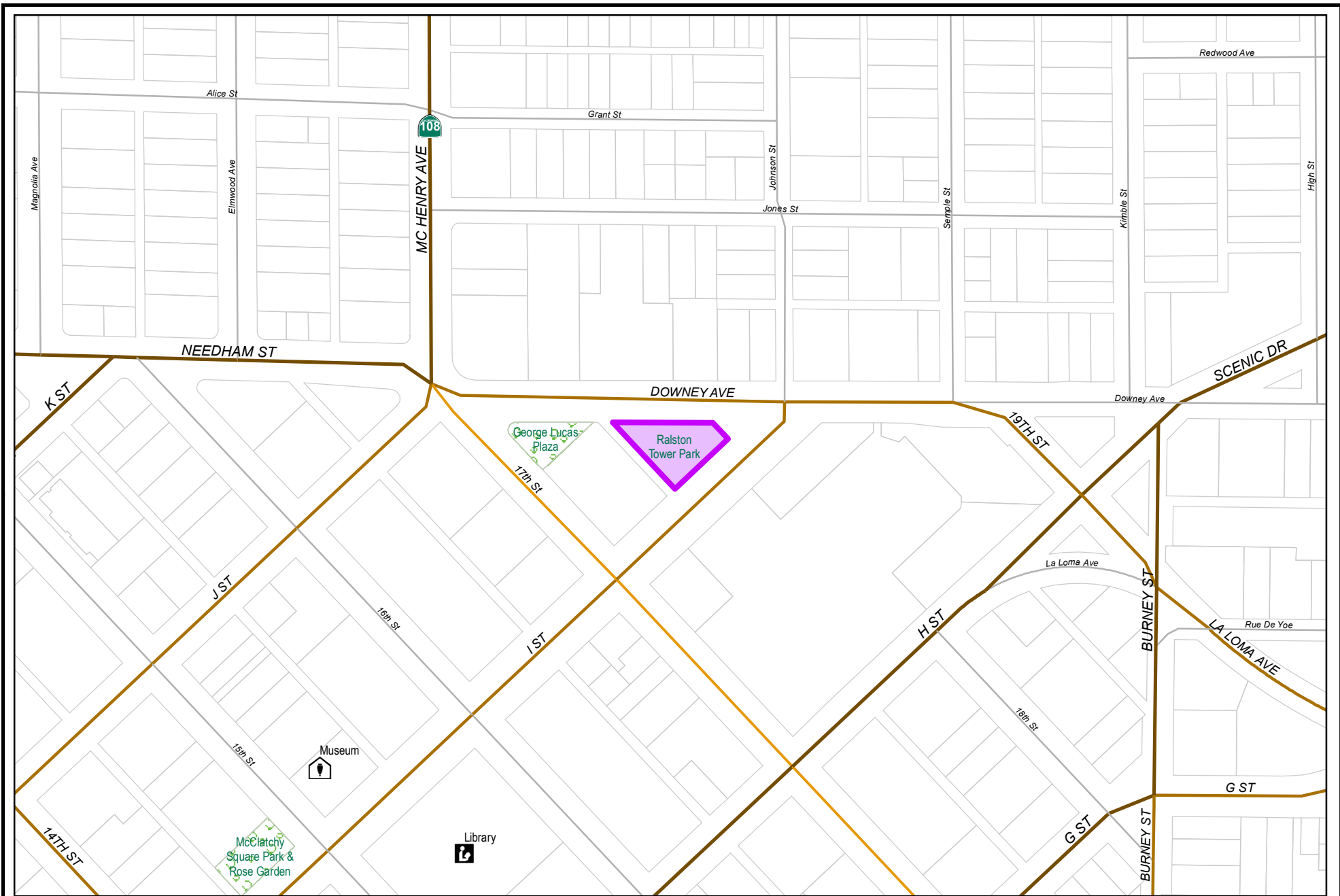
Proj Desc: This project is for the design and construction of the Virginia Corridor Phase 7 project which extends the Virginia Corridor from Woodrow Avenue, across Standiford Avenue and ultimately ends at the Hetch-Hetchy Right of Way just south of Pelandale Avenue.

Proj Stat: The design phase for this project is nearly complete. Construction is expected to start in late 2023.

Revenues	Budget	Actuals+Commit	Available	Prop. Inc./Dec. for 23-24	Bud + Prop. Incr/Decr	Avail.+ Prop. Incr/Decr	24-25	25-26	26-27	27-28	Total Budgeted up to 2028
42110 Intergov - State - CA Department of Transportation	442,650	442,650	0	0	442,650	0	0	0	0	0	442,650
42201 Intergov - State - Natural Resources Agency	3,193,401	0	3,193,401	0	3,193,401	3,193,401	0	0	0	0	3,193,401
61520 Transfer In from Fund 1520	1,970,686	428,794	1,541,892	0	1,970,686	1,541,892	0	0	0	0	1,970,686
63432 Transfer In from Fund 3432	0	0	0	1,500,000	1,500,000	1,500,000	0	0	0	0	1,500,000
63460 Transfer In from Fund 3460	0	0	0	0	0	0	0	0	0	0	0
Revenue Totals:	5,606,737	871,444	4,735,293	1,500,000	7,106,737	6,235,293	0	0	0	0	7,206,737

Expenditures	Budget	Actual+Commit	Available	Prop. Inc./Dec. for 23-24	Budget+Prop. Inc./Dec.	Avail.+Prop. Inc./Dec.	24-25	25-26	26-27	27-28	Total Budgeted up to 2028
CA Construction Admin	349,821	1,495	348,326	100,179	450,000	448,505	0	0	0	0	450,000
CON Construction	4,132,095	220,000	3,912,095	1,299,642	5,431,737	5,211,737	0	0	0	0	5,431,737
CTGY-CIP Contingency - CIP	349,821	0	349,821	100,179	450,000	450,000	0	0	0	0	450,000
EDA Eng/Design/Admin	775,000	675,018	99,982	0	775,000	99,982	0	0	0	0	775,000
Expenditure Totals:	5,606,737	896,513	4,710,224	1,500,000	7,106,737	6,210,224	0	0	0	0	7,106,737

Fund Balance Required	Budget+Prop. Inc./Dec.	Available+Prop. Inc./Dec.
Capital Grants - CIP Projects-3140	0	-25,069



City of Modesto

Project #: 100866
 PRN - Senior Playground 2014



City of Modesto: 2024-28 Capital Improvement Program

PRN - Senior Playground 2014

100866
Capital Un-sponsored

<i>Cost Center:</i> 39999	<i>Category:</i> Miscellaneous	<i>Start Date:</i> 2014
<i>Hosting Fund:</i> Capital Grants - HUD CIP Projects-3170	<i>Type Class:</i> Miscellaneous	<i>End Date:</i> 2024
<i>Element Listing:</i> Comm Dev	<i>Area:</i> Within City	<i>Status:</i> New
<i>Classification:</i> Improvements	<i>Manager:</i> Houx, Nathan G	<i>Const. Code:</i> Under Construction

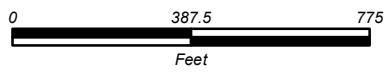
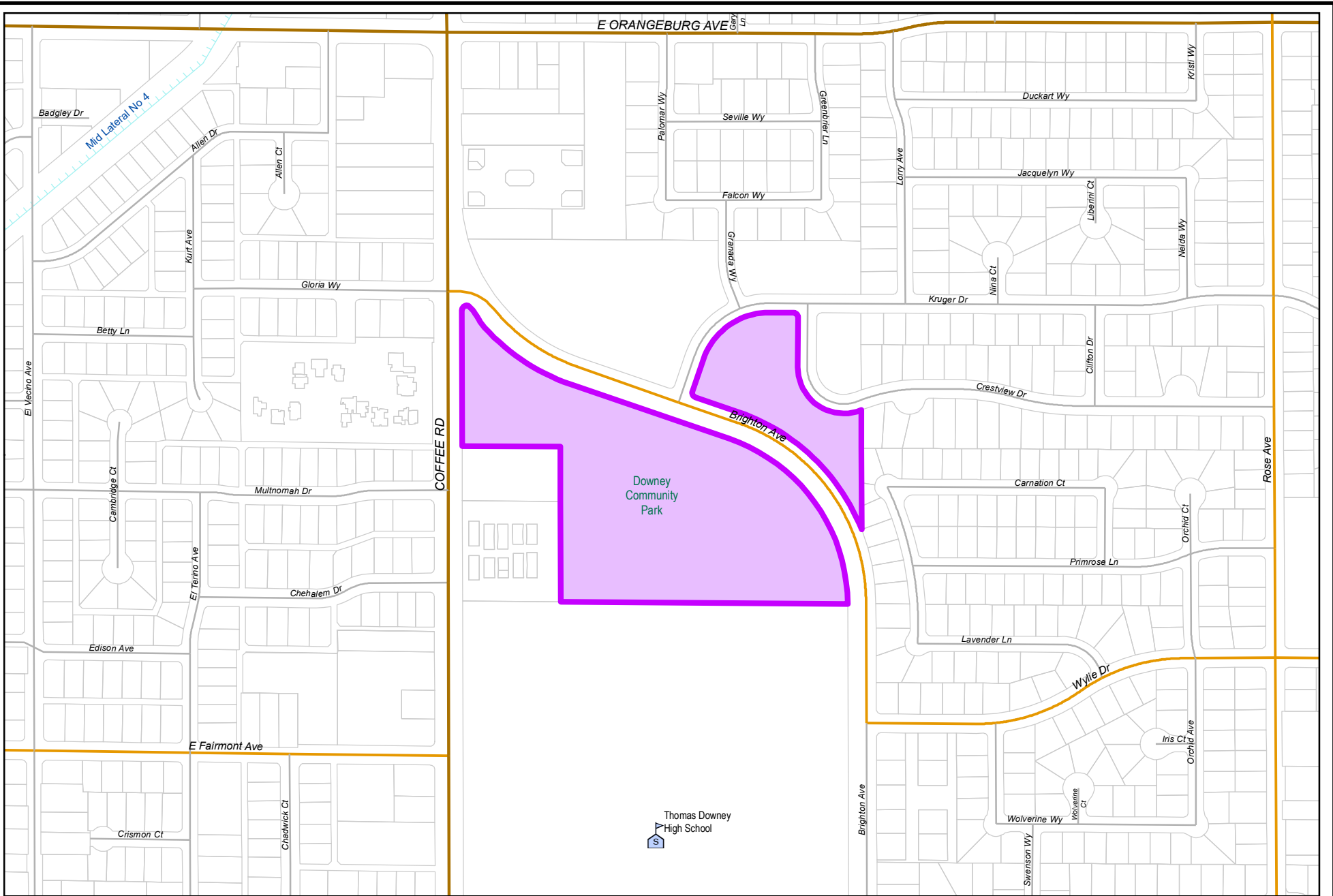
Proj Desc: Project will renovated Ralston Tower Park into a senior oriented park with senior playground/fitness equipment, outdoor plaza, sport courts, covered assembly area, landscaping, irrigation, sidewalks, lighting, fencing and security cameras.

Proj Stat: Project design began in early 2017 and is completed. Construction will be completed by spring 2023.

Revenues	Budget	Actuals+Commit	Available	Prop. Inc./Dec. for 23-24	Bud + Prop. Incr/Decr	Avail.+ Prop. Incr/Decr	24-25	25-26	26-27	27-28	Total Budgeted up to 2028
42165 Intergov - State - Land and Water Conservation	550,000	0	550,000	0	550,000	550,000	0	0	0	0	550,000
61130 Transfer In from Fund 1130	705,000	403,433	301,567	0	705,000	301,567	0	0	0	0	705,000
Revenue Totals:	1,255,000	403,433	851,567	0	1,255,000	851,567	0	0	0	0	1,255,000

Expenditures	Budget	Actual+Commit	Available	Prop. Inc./Dec. for 23-24	Budget+Prop. Inc./Dec.	Avail.+Prop. Inc./Dec.	24-25	25-26	26-27	27-28	Total Budgeted up to 2028
CA Construction Admin	118,710	114,372	4,338	0	118,710	4,338	0	0	0	0	118,710
CON Construction	957,105	957,020	85	0	957,105	85	0	0	0	0	957,105
CTGY-CIP Contingency - CIP	61,800	58,328	3,472	0	61,800	3,472	0	0	0	0	61,800
EDA Eng/Design/Admin	81,385	83,222	-1,837	0	81,385	-1,837	0	0	0	0	81,385
EDA-CDBG AD 1253 Eng/Design/Admin	36,000	25,623	10,377	0	36,000	10,377	0	0	0	0	36,000
Expenditure Totals:	1,255,000	1,238,566	16,434	0	1,255,000	16,434	0	0	0	0	1,255,000

Fund Balance Required	Budget+Prop. Inc./Dec.	Available+Prop. Inc./Dec.
Capital Grants - HUD CIP Projects-3170	0	-835,133



City of Modesto

Project #: 100922

PRN - Downey Shade Structure Replacement



City of Modesto: 2024-28 Capital Improvement Program

CED - Downey Shade Structure Replacement

100922
Capital Un-sponsored

<i>Cost Center:</i> 14999	<i>Category:</i> Parks System	<i>Start Date:</i> 2016
<i>Hosting Fund:</i> Parks Fund-3130	<i>Type Class:</i> General Improvements	<i>End Date:</i> 2025
<i>Element Listing:</i> Comm Dev	<i>Area:</i> Within City	<i>Status:</i> Active
<i>Classification:</i> Replacement	<i>Manager:</i> Houx, Nathan G	<i>Const. Code:</i> New or Future

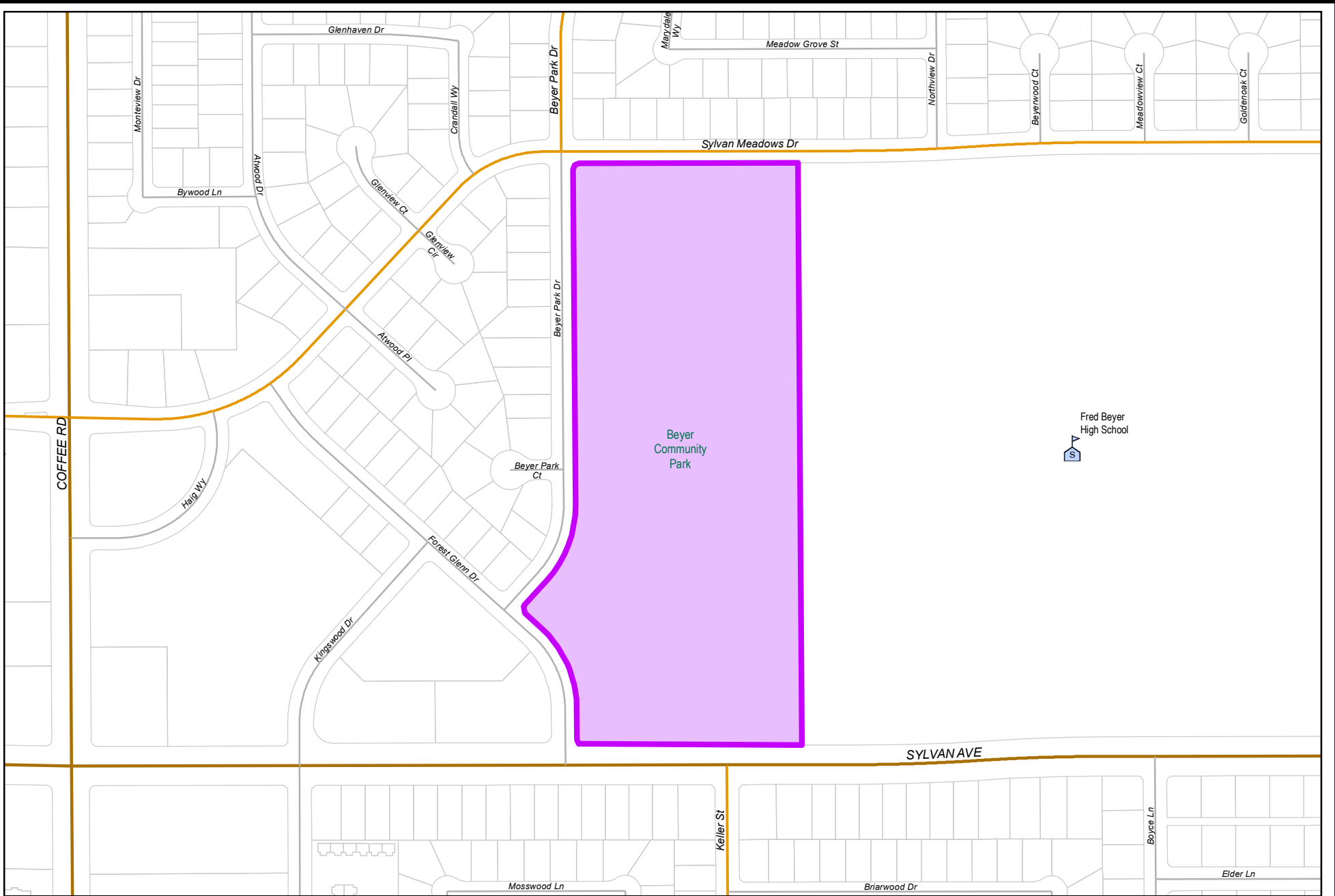
Proj Desc: This project will demolish the existing shade structure at Downey Park and construct a replacement shade structure in its place. The project will include the following tasks; demolition of concrete pad & wood shade structure; construction of new concrete surface area as well as a new, metal shade structure. Site amenities may include the installation of additional picnic tables as well as safety lighting.

Proj Stat: Project is expected to rebid in spring 2023.

Revenues	Budget	Actuals+Commit	Available	Prop. Inc./Dec. for 23-24	Bud + Prop. Incr/Decr	Avail.+ Prop. Incr/Decr	24-25	25-26	26-27	27-28	Total Budgeted up to 2028
42213 Intergov - State - California State Parks	100,000	0	100,000	0	100,000	100,000	0	0	0	0	100,000
65800 Transfer In from Fund 5800	200,000	200,000	0	0	200,000	0	0	0	0	0	200,000
Revenue Totals:	300,000	200,000	100,000	0	300,000	100,000	0	0	0	0	300,000

Expenditures	Budget	Actual+Commit	Available	Prop. Inc./Dec. for 23-24	Budget+Prop. Inc./Dec.	Avail.+Prop. Inc./Dec.	24-25	25-26	26-27	27-28	Total Budgeted up to 2028
CA Construction Admin	26,200	0	26,200	0	26,200	26,200	0	0	0	0	26,200
CON Construction	262,000	0	262,000	0	262,000	262,000	0	0	0	0	262,000
CTGY-CIP Contingency - CIP	26,200	0	26,200	0	26,200	26,200	0	0	0	0	26,200
EDA Eng/Design/Admin	35,600	31,028	4,572	0	35,600	4,572	0	0	0	0	35,600
Expenditure Totals:	350,000	31,028	318,972	0	350,000	318,972	0	0	0	0	350,000

Fund Balance Required	Budget+Prop. Inc./Dec.	Available+Prop. Inc./Dec.
Parks Fund-3130	50,000	218,972



City of Modesto

Project #: 100984

PRN - Awesome Spot Playground at Beyer Park



City of Modesto: 2024-28 Capital Improvement Program

PRN - Awesome Spot Playground at Beyer Park

100984
Capital Un-sponsored

<i>Cost Center:</i> 39999	<i>Category:</i> Parks System	<i>Start Date:</i> 2016
<i>Hosting Fund:</i> Parks Fund-3130	<i>Type Class:</i> Miscellaneous	<i>End Date:</i> 2024
<i>Element Listing:</i> Comm Svcs & Fac	<i>Area:</i> Within City	<i>Status:</i> New
<i>Classification:</i> Replacement	<i>Manager:</i> Houx, Nathan G	<i>Const. Code:</i> New or Future

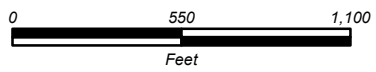
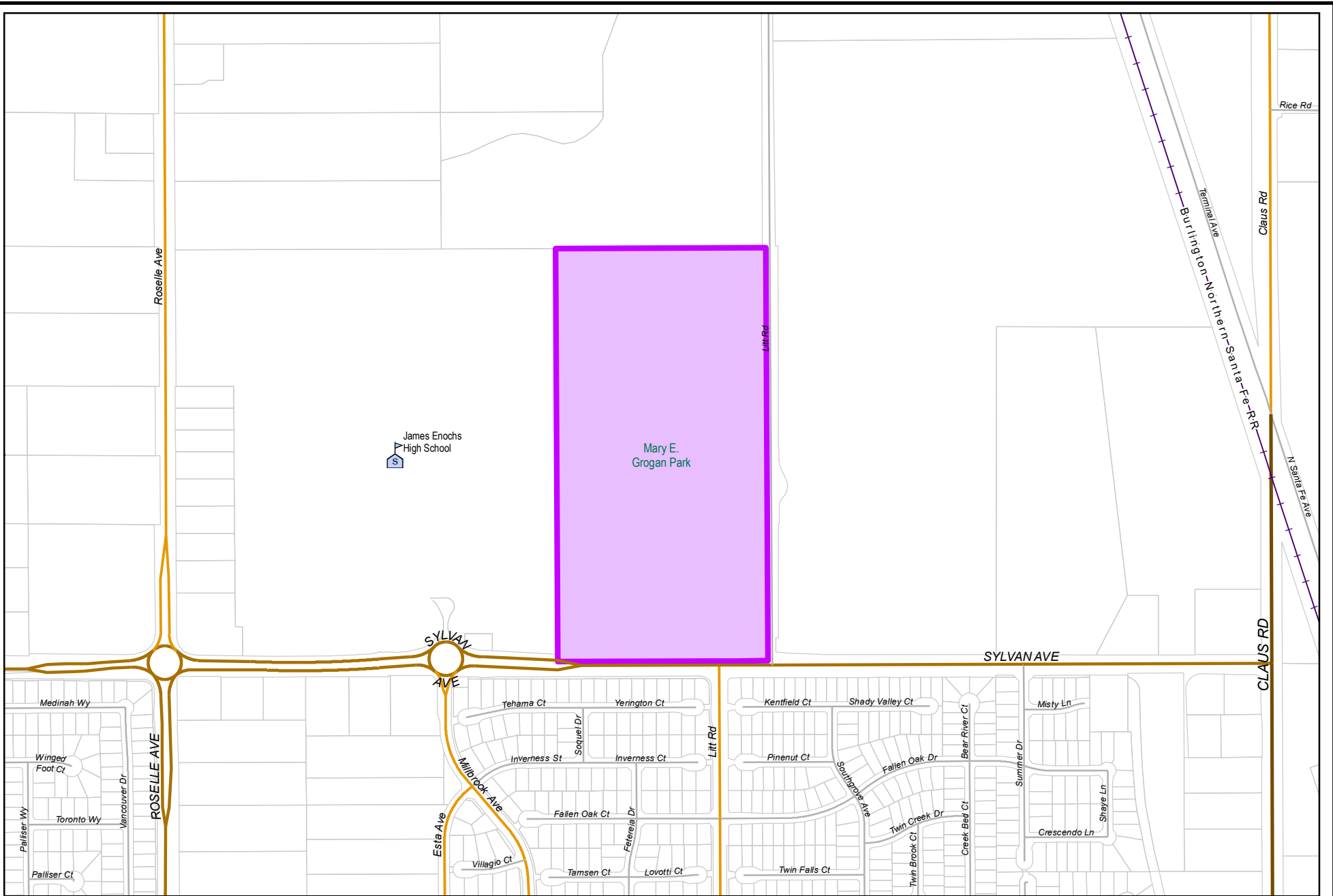
Proj Desc: The project will design and construct an inclusive playground at Beyer Community Park. The project will likely have grant funds and donated revenue.

Proj Stat: Construction for this project began in July 2023. Completion of construction is anticipated by the end of 2023.

Revenues	Budget	Actuals+Commit	Available	Prop. Inc./Dec. for 23-24	Bud + Prop. Incr/Decr	Avail.+ Prop. Incr/Decr	24-25	25-26	26-27	27-28	Total Budgeted up to 2028
47031 Miscellaneous Donations/Contribution - Non- Intergov	8,250	8,250	0	0	8,250	0	0	0	0	0	8,250
61390 Transfer In From Fund 1390	500,000	858	499,142	0	500,000	499,142	0	0	0	0	500,000
Revenue Totals:	508,250	9,108	499,142	0	508,250	499,142	0	0	0	0	508,250

Expenditures	Budget	Actual+Commit	Available	Prop. Inc./Dec. for 23-24	Budget+Prop. Inc./Dec.	Avail.+Prop. Inc./Dec.	24-25	25-26	26-27	27-28	Total Budgeted up to 2028
CON Construction	96,250	0	96,250	0	96,250	96,250	0	0	0	0	96,250
CON-ARPA EC2.22 Construction	500,000	207,950	292,050	0	500,000	292,050	0	0	0	0	500,000
EDA Eng/Design/Admin	18,000	18,442	-442	0	18,000	-442	0	0	0	0	18,000
ENV CIP - Environmental	1,000	0	1,000	0	1,000	1,000	0	0	0	0	1,000
Expenditure Totals:	615,250	226,392	388,858	0	615,250	388,858	0	0	0	0	615,250

Fund Balance Required	Budget+Prop. Inc./Dec.	Available+Prop. Inc./Dec.
Parks Fund-3130	107,000	-110,284



City of Modesto

Project #: 101017

PRN - Mary E. Grogan Community Park - Phase 2



City of Modesto: 2024-28 Capital Improvement Program

PRN - Mary E. Grogan Community Park - Phase 2

101017

Capital Un-sponsored

<i>Cost Center:</i> 39999	<i>Category:</i> Parks System	<i>Start Date:</i> 2017
<i>Hosting Fund:</i> Parks Capital Facility Fee Fund-3460	<i>Type Class:</i> CFF Construction	<i>End Date:</i> 2026
<i>Element Listing:</i> Comm Svcs & Fac	<i>Area:</i> Village One	<i>Status:</i> New
<i>Classification:</i> Improvements	<i>Manager:</i> Houx, Nathan G	<i>Const. Code:</i> New or Future

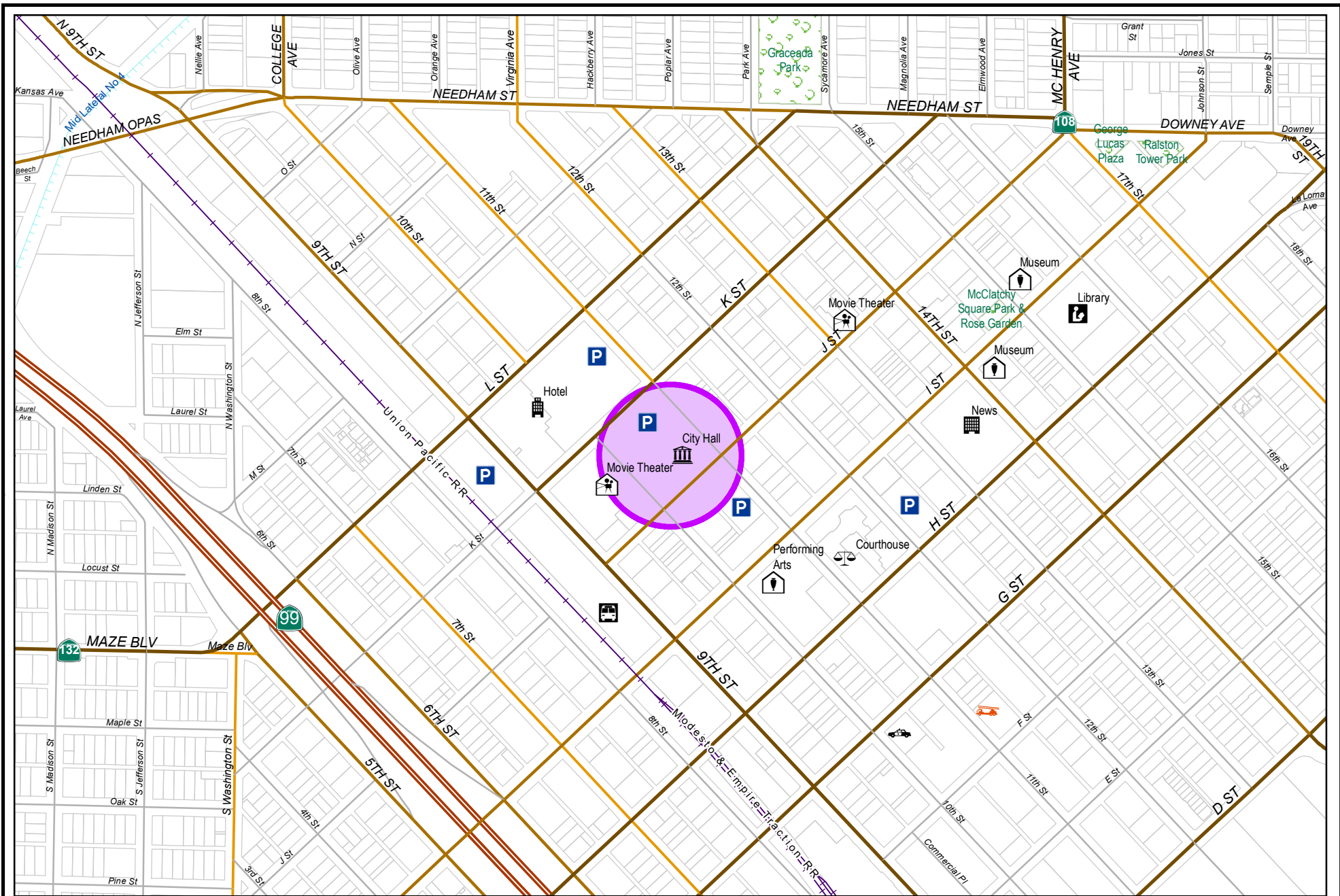
Proj Desc: The project is comprised of the design, bidding and construction of Phase 2 of Mary E. Grogan Community Park. The project will include completion of the rest of the community park portion of the project which will include grading, drainage, irrigation, landscaping, sidewalks, play area, shade structure, drinking fountains, picnic tables, benches, security lighting and other park amenities.

Proj Stat: This project is in the design phase. Construction is expected to begin in early 2024.

Revenues	Budget	Actuals+Commit	Available	Prop. Inc./Dec. for 23-24	Bud + Prop. Incr/Decr	Avail.+ Prop. Incr/Decr	24-25	25-26	26-27	27-28	Total Budgeted up to 2028
63432 Transfer In from Fund 3432	0	0	0	0	0	0	0	0	0	0	0
	0	0	0	1,000,000	1,000,000	1,000,000	0	0	0	0	1,000,000
Revenue Totals:	0	0	0	1,000,000	1,000,000	1,000,000	0	0	0	0	1,000,000

Expenditures	Budget	Actual+Commit	Available	Prop. Inc./Dec. for 23-24	Budget+Prop. Inc./Dec.	Avail.+Prop. Inc./Dec.	24-25	25-26	26-27	27-28	Total Budgeted up to 2028
CA Construction Admin	219,525	0	219,525	30,475	250,000	250,000	0	0	0	0	250,000
CON Construction	2,195,250	0	2,195,250	904,050	3,099,300	3,099,300	0	0	0	0	3,099,300
CTGY-CIP Contingency - CIP	219,525	0	219,525	30,475	250,000	250,000	0	0	0	0	250,000
EDA Eng/Design/Admin	329,288	297,161	32,127	35,000	364,288	67,127	0	0	0	0	364,288
Expenditure Totals:	2,963,588	297,161	2,666,427	1,000,000	3,963,588	3,666,427	0	0	0	0	3,963,588

Fund Balance Required	Budget+Prop. Inc./Dec.	Available+Prop. Inc./Dec.
Parks Capital Facility Fee Fund-3460	2,963,588	2,666,427



City of Modesto

Project #: 101051

PRN - PerfectMind Rec Software



City of Modesto: 2024-28 Capital Improvement Program

PRN - PerfectMind Rec Software

101051
Capital Un-sponsored

<i>Cost Center:</i> 39999	<i>Category:</i> Parks System	<i>Start Date:</i> 2017
<i>Hosting Fund:</i> Parks Fund-3130	<i>Type Class:</i> Information Technology	<i>End Date:</i> 2023
<i>Element Listing:</i> Comm Dev	<i>Area:</i> Within City	<i>Status:</i> Active
<i>Classification:</i> Replacement	<i>Manager:</i> Paladini, David J	<i>Const. Code:</i> New or Future

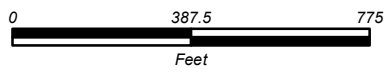
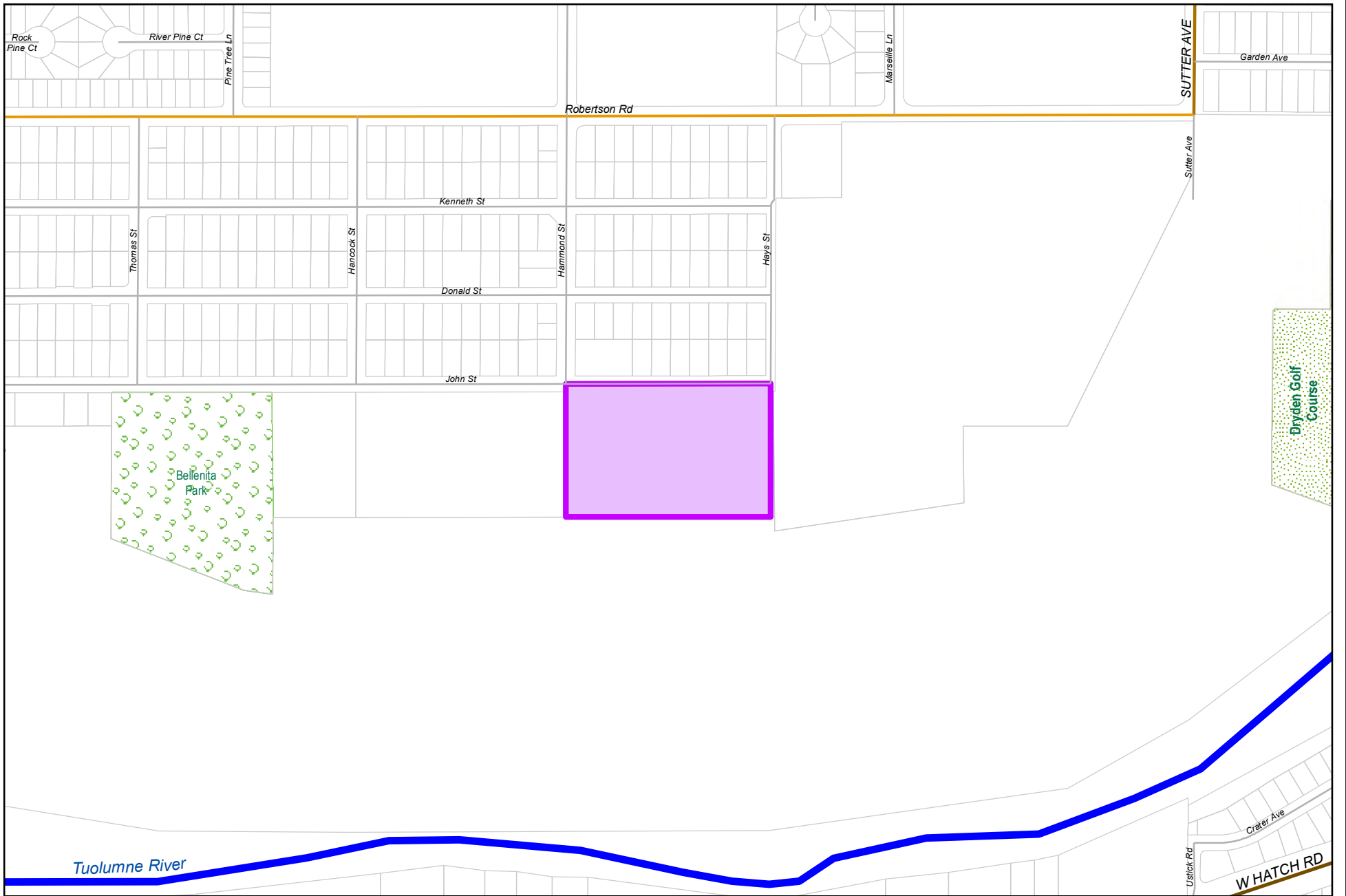
Proj Desc:

Proj Stat:

Revenues	Budget	Actuals+Commit	Available	Prop. Inc./Dec. for 23-24	Bud + Prop. Incr/Decr	Avail.+ Prop. Incr/Decr	24-25	25-26	26-27	27-28	Total Budgeted up to 2028
60100 Transfer In from Fund 0100	70,000	70,000	0	0	70,000	0	0	0	0	0	70,000
Revenue Totals:	70,000	70,000	0	0	70,000	0	0	0	0	0	70,000

Expenditures	Budget	Actual+Commit	Available	Prop. Inc./Dec. for 23-24	Budget+Prop. Inc./Dec.	Avail.+Prop. Inc./Dec.	24-25	25-26	26-27	27-28	Total Budgeted up to 2028
CC Consultant Charges	50,895	47,785	3,110	0	50,895	3,110	0	0	0	0	50,895
OC Other Cost - CIP	19,105	24,275	-5,170	0	19,105	-5,170	0	0	0	0	19,105
Expenditure Totals:	70,000	72,060	-2,060	0	70,000	-2,060	0	0	0	0	70,000

Fund Balance Required	Budget+Prop. Inc./Dec.	Available+Prop. Inc./Dec.
Parks Fund-3130	0	-2,060



City of Modesto

Project #: 101061

PRN - TRRP Carpenter Road Area Soccer Complex



City of Modesto: 2024-28 Capital Improvement Program

PRN - TRRP Carpenter Road Area Soccer Complex

101061
Capital Un-sponsored

<i>Cost Center:</i> 89999	<i>Category:</i> Parks System	<i>Start Date:</i> 2017
<i>Hosting Fund:</i> JPA - TRRP Special Revenue Fund - CIP-6710	<i>Type Class:</i> General Improvements	<i>End Date:</i>
<i>Element Listing:</i> Env Rsrcs & Opn Spcs	<i>Area:</i> Within City	<i>Status:</i> Active
<i>Classification:</i> Improvements	<i>Manager:</i> Houx, Nathan G	<i>Const. Code:</i> New or Future

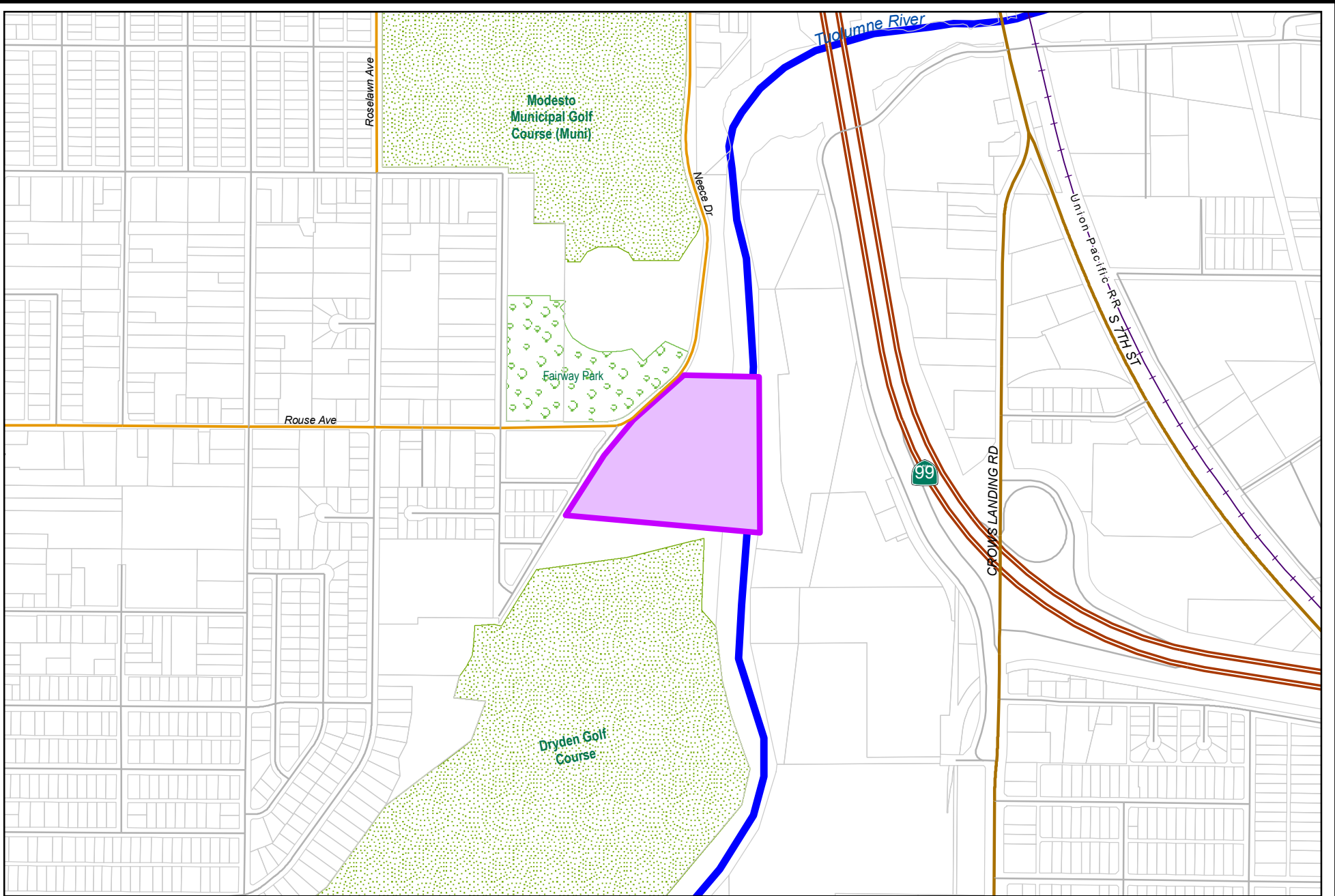
Proj Desc: This project will fund the design, bidding and development of two soccer fields, parking lot, security lighting, fencing, landscape and irrigation at the Carpenter Road Area Soccer Complex to the east of Bellenita park and Northwest of the Sutter Primary Treatment Plant.

Proj Stat: Project is in the design phase. Construction is expected to begin in 2023.

Revenues	Budget	Actuals+Commit	Available	Prop. Inc./Dec. for 23-24	Bud + Prop. Incr/Decr	Avail.+ Prop. Incr/Decr	24-25	25-26	26-27	27-28	Total Budgeted up to 2028
42201 Intergov - State - Natural Resources Agency	0	0	0	0	0	0	0	0	0	0	0
42213 Intergov - State - California State Parks	1,000,000	0	1,000,000	0	1,000,000	1,000,000	0	0	0	0	1,000,000
63130 Transfer In from Fund 3130	35,000	35,000	0	0	35,000	0	0	0	0	0	35,000
Revenue Totals:	1,035,000	35,000	1,000,000	0	1,035,000	1,000,000	0	0	0	0	1,105,000

Expenditures	Budget	Actual+Commit	Available	Prop. Inc./Dec. for 23-24	Budget+Prop. Inc./Dec.	Avail.+Prop. Inc./Dec.	24-25	25-26	26-27	27-28	Total Budgeted up to 2028
CA Construction Admin	45,500	569	44,931	0	45,500	44,931	0	0	0	0	45,500
CON Construction	909,000	0	909,000	0	909,000	909,000	0	0	0	0	909,000
CTGY-CIP Contingency - CIP	45,500	0	45,500	0	45,500	45,500	0	0	0	0	45,500
EDA Eng/Design/Admin	25,000	13,517	11,483	0	25,000	11,483	0	0	0	0	25,000
ENV CIP - Environmental	10,000	8,523	1,477	0	10,000	1,477	0	0	0	0	10,000
Expenditure Totals:	1,035,000	22,608	1,012,392	0	1,035,000	1,012,392	0	0	0	0	1,035,000

Fund Balance Required	Budget+Prop. Inc./Dec.	Available+Prop. Inc./Dec.
JPA - TRRP Special Revenue Fund - CIP-6710	0	12,392



City of Modesto

Project #: 101071

PRN - TRRP Neece Drive Boat Launch



City of Modesto: 2024-28 Capital Improvement Program

PRN - TRRP Neece Drive Boat Launch

101071
Capital Un-sponsored

<i>Cost Center:</i> 89999	<i>Category:</i> Parks System	<i>Start Date:</i> 2018
<i>Hosting Fund:</i> JPA - TRRP Special Revenue Fund - CIP-6710	<i>Type Class:</i> General Improvements	<i>End Date:</i>
<i>Element Listing:</i> Env Rsrcs & Opn Spcs	<i>Area:</i> Within City	<i>Status:</i> New
<i>Classification:</i> Improvements	<i>Manager:</i> Houx, Nathan G	<i>Const. Code:</i> New or Future

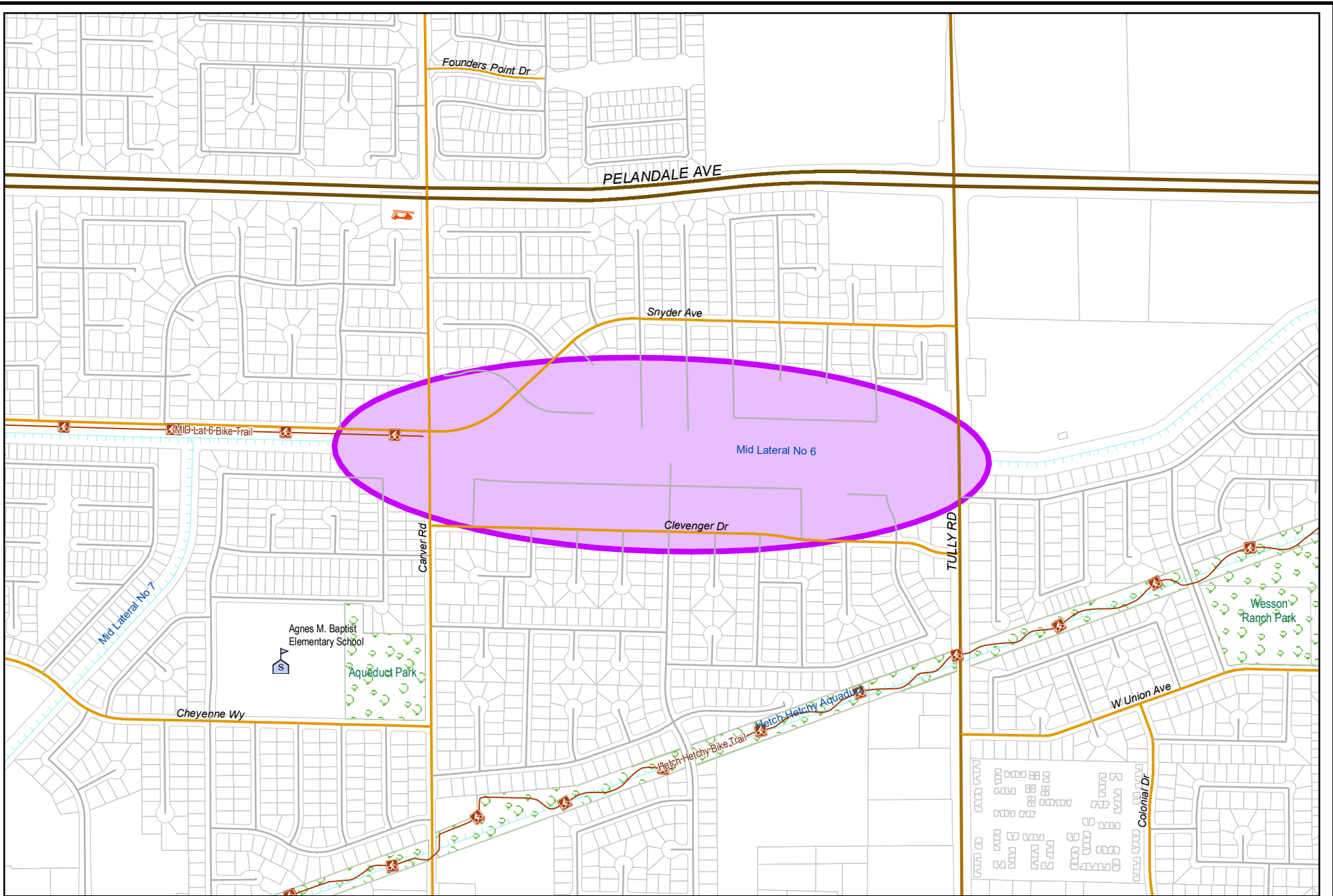
Proj Desc: This project will fund the design, permitting, bidding and development of a non-motorized boat launch, concrete pathways, parking area, security lighting, post and cable fencing and landscaping at the TRRP Neece Drive Boat Launch located along Neece Drive north of Dryden Golf Course.

Proj Stat: Project is in the design and permitting phase. Construction is expected to begin in summer 2023.

Revenues	Budget	Actuals+Commit	Available	Prop. Inc./Dec. for 23-24	Bud + Prop. Incr/Decr	Avail.+ Prop. Incr/Decr	24-25	25-26	26-27	27-28	Total Budgeted up to 2028
42201 Intergov - State - Natural Resources Agency	780,000	97,242	682,758	0	780,000	682,758	0	0	0	0	780,000
Revenue Totals:	780,000	97,242	682,758	0	780,000	682,758	0	0	0	0	780,000

Expenditures	Budget	Actual+Commit	Available	Prop. Inc./Dec. for 23-24	Budget+Prop. Inc./Dec.	Avail.+Prop. Inc./Dec.	24-25	25-26	26-27	27-28	Total Budgeted up to 2028
CA Construction Admin	51,416	0	51,416	15,000	66,416	66,416	0	0	0	0	66,416
CON Construction	514,168	0	514,168	150,000	664,168	664,168	0	0	0	0	664,168
CTGY-CIP Contingency - CIP	51,416	0	51,416	15,000	66,416	66,416	0	0	0	0	66,416
EDA Eng/Design/Admin	188,000	197,804	-9,804	20,000	208,000	10,196	0	0	0	0	208,000
Expenditure Totals:	805,000	197,804	607,196	200,000	1,005,000	807,196	0	0	0	0	1,005,000

Fund Balance Required	Budget+Prop. Inc./Dec.	Available+Prop. Inc./Dec.
JPA - TRRP Special Revenue Fund - CIP-6710	225,000	124,438



City of Modesto

Project #: 101073

CED - Carver/Bangs Pelandale/Snyder Bike Trail System - CAP



City of Modesto: 2024-28 Capital Improvement Program

CED - Carver/Bangs Pelandale/Snyder Bike Trail System - CAP

101073

Capital Un-sponsored

<i>Cost Center:</i> 14999	<i>Category:</i> Parks System	<i>Start Date:</i> 2017
<i>Hosting Fund:</i> Pelandale/Snyder CFD Fund - Capital Fund	<i>Type Class:</i> CFD Bike Trails	<i>End Date:</i>
<i>Element Listing:</i> Comm Svcs & Fac	<i>Area:</i> Pelandale-Snyder	<i>Status:</i> Active
<i>Classification:</i> Improvements	<i>Manager:</i> Soares, Phillip A	<i>Const. Code:</i> Not Awarded

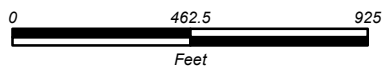
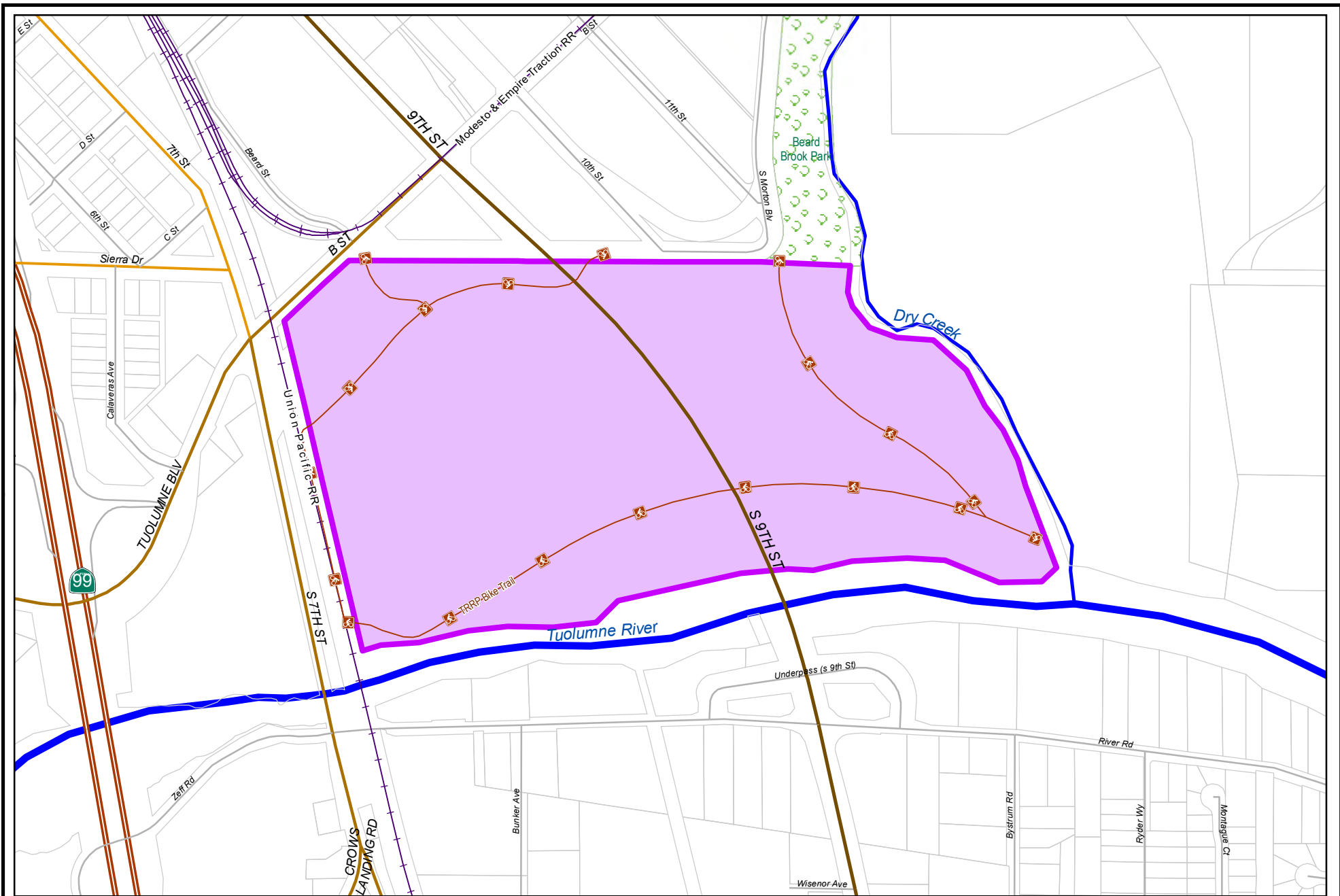
Proj Desc: This project will provide funding to construct a Class I bike trail between Carver Rd. and the Union Pacific Railroad along the MID canal. Improvements include fencing, landscaping and 10' wide bike path. A portion of the project was constructed by a developer. The developer was reimbursed per the terms of the CFD Acquisition and Shortfall Agreement. This project was previously project 100092 held in fund 3280.

Proj Stat: Design is 95% complete. Anticipate bidding with Tully Rd Safety Improvements (101089).

Revenues	Budget	Actuals+Commit	Available	Prop. Inc./Dec. for 23-24	Bud + Prop. Incr/Decr	Avail.+ Prop. Incr/Decr	24-25	25-26	26-27	27-28	Total Budgeted up to 2028
61410 Transfer In from Fund 1410	205,591	0	205,591	0	205,591	205,591	0	0	0	0	205,591
63270 Transfer In from Fund 3270	60,000	60,000	0	0	60,000	0	0	0	0	0	60,000
Revenue Totals:	265,591	60,000	205,591	0	265,591	205,591	0	0	0	0	1,045,591

Expenditures	Budget	Actual+Commit	Available	Prop. Inc./Dec. for 23-24	Budget+Prop. Inc./Dec.	Avail.+Prop. Inc./Dec.	24-25	25-26	26-27	27-28	Total Budgeted up to 2028
CA Construction Admin	73,847	1,036	72,811	0	73,847	72,811	0	0	0	0	73,847
CON Construction	775,816	11,572	764,244	0	775,816	764,244	0	0	0	0	775,816
CTGY-CIP Contingency - CIP	59,000	0	59,000	0	59,000	59,000	0	0	0	0	59,000
EDA Eng/Design/Admin	117,222	73,570	43,652	0	117,222	43,652	0	0	0	0	117,222
LA Land Acquisition	66,169	66,169	0	0	66,169	0	0	0	0	0	66,169
Expenditure Totals:	1,092,054	152,347	939,707	0	1,092,054	939,707	0	0	0	0	1,092,054

Fund Balance Required	Budget+Prop. Inc./Dec.	Available+Prop. Inc./Dec.
Pelandale/Snyder CFD Fund - Capital Fund	826,463	734,116



City of Modesto

Project #: 101109

PRN - TRRP River Overlook



City of Modesto: 2024-28 Capital Improvement Program

PRN - TRRP River Overlook

101109
Capital Un-sponsored

<i>Cost Center:</i> 89999	<i>Category:</i> Parks System	<i>Start Date:</i> 2018
<i>Hosting Fund:</i> JPA - TRRP Special Revenue Fund - CIP-6710	<i>Type Class:</i> General Improvements	<i>End Date:</i>
<i>Element Listing:</i> Env RsrCs & Opn Spcs	<i>Area:</i> Within City	<i>Status:</i> New
<i>Classification:</i> Improvements	<i>Manager:</i> Houx, Nathan G	<i>Const. Code:</i> New or Future

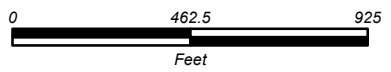
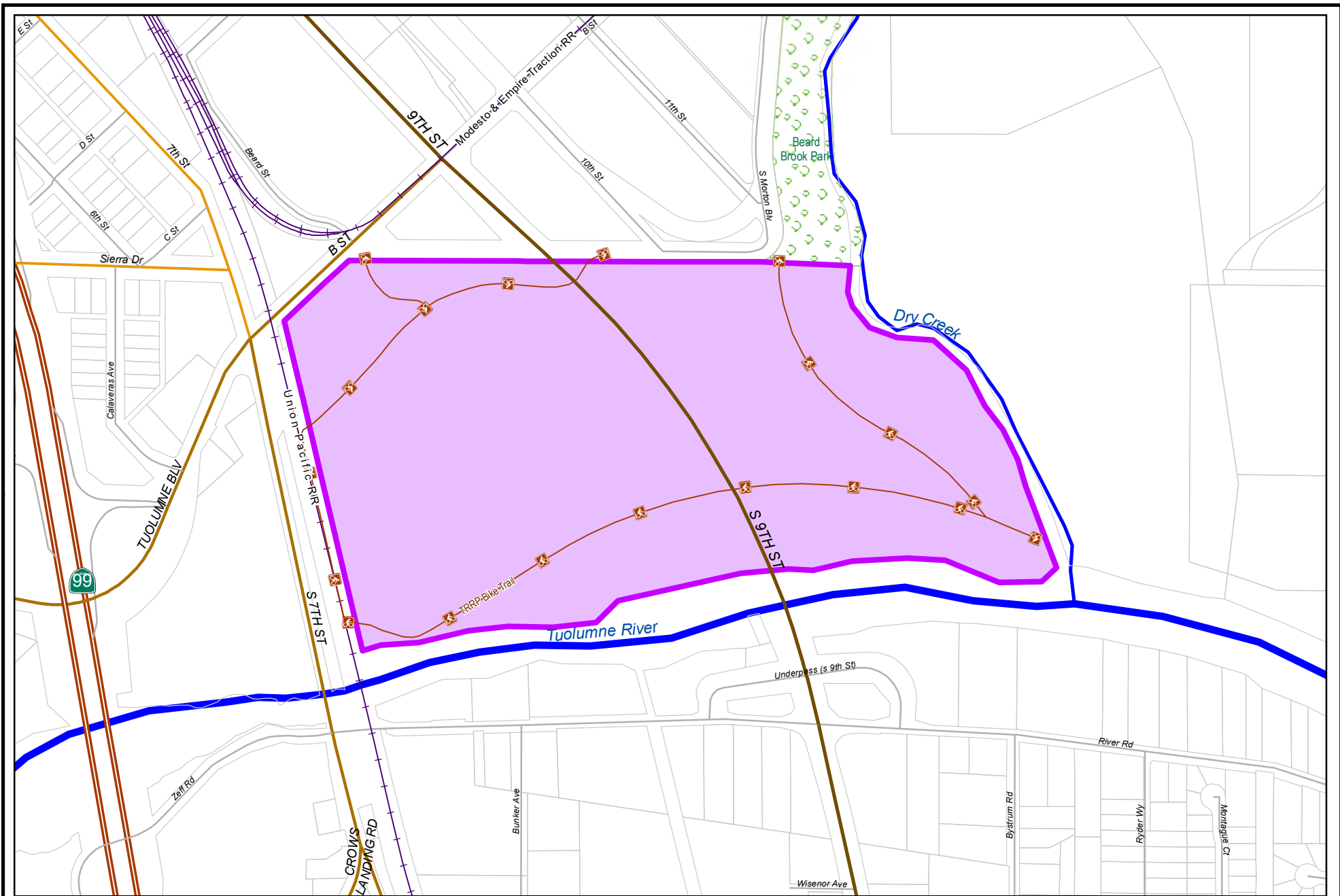
Proj Desc: This project will fund the design, permitting, bidding and development of a river overlook at the Tuolumne River Regional Park gateway parcel which will include pathways, elevated walkways, and habitat restoration.

Proj Stat: The design phase of this project began in 2020. Construction is expected to begin in summer 2023.

Revenues	Budget	Actuals+Commit	Available	Prop. Inc./Dec. for 23-24	Bud + Prop. Incr/Decr	Avail.+ Prop. Incr/Decr	24-25	25-26	26-27	27-28	Total Budgeted up to 2028
42015 Intergov - Federal - Federal Highway Administration (DOT)	349,940	162,003	187,937	0	349,940	187,937	0	0	0	0	349,940
42201 Intergov - State - Natural Resources Agency	500,000	0	500,000	0	500,000	500,000	0	0	0	0	500,000
Revenue Totals:	849,940	162,003	687,937	0	849,940	687,937	0	0	0	0	849,940

Expenditures	Budget	Actual+Commit	Available	Prop. Inc./Dec. for 23-24	Budget+Prop. Inc./Dec.	Avail.+Prop. Inc./Dec.	24-25	25-26	26-27	27-28	Total Budgeted up to 2028
CA Construction Admin	55,344	251	55,093	9,656	65,000	64,749	0	0	0	0	65,000
CON Construction	553,445	0	553,445	95,688	649,133	649,133	0	0	0	0	649,133
CTGY-CIP Contingency - CIP	55,345	0	55,345	9,656	65,001	65,001	0	0	0	0	65,001
EDA Eng/Design/Admin	185,806	201,368	-15,562	35,000	220,806	19,438	0	0	0	0	220,806
Expenditure Totals:	849,940	201,619	648,321	150,000	999,940	798,321	0	0	0	0	999,940

Fund Balance Required	Budget+Prop. Inc./Dec.	Available+Prop. Inc./Dec.
JPA - TRRP Special Revenue Fund - CIP-6710	150,000	110,384



City of Modesto

Project #: 101135

PRN - TRRP River Pavilion



City of Modesto: 2024-28 Capital Improvement Program

PRN - TRRP River Pavilion

101135
Capital Un-sponsored

<i>Cost Center:</i> 89999	<i>Category:</i> Parks System	<i>Start Date:</i> 2018
<i>Hosting Fund:</i> JPA - TRRP Special Revenue Fund - CIP-6710	<i>Type Class:</i> General Improvements	<i>End Date:</i>
<i>Element Listing:</i> Env RsrCs & Opn Spcs	<i>Area:</i> Within City	<i>Status:</i> New
<i>Classification:</i> Improvements	<i>Manager:</i> Houx, Nathan G	<i>Const. Code:</i> New or Future

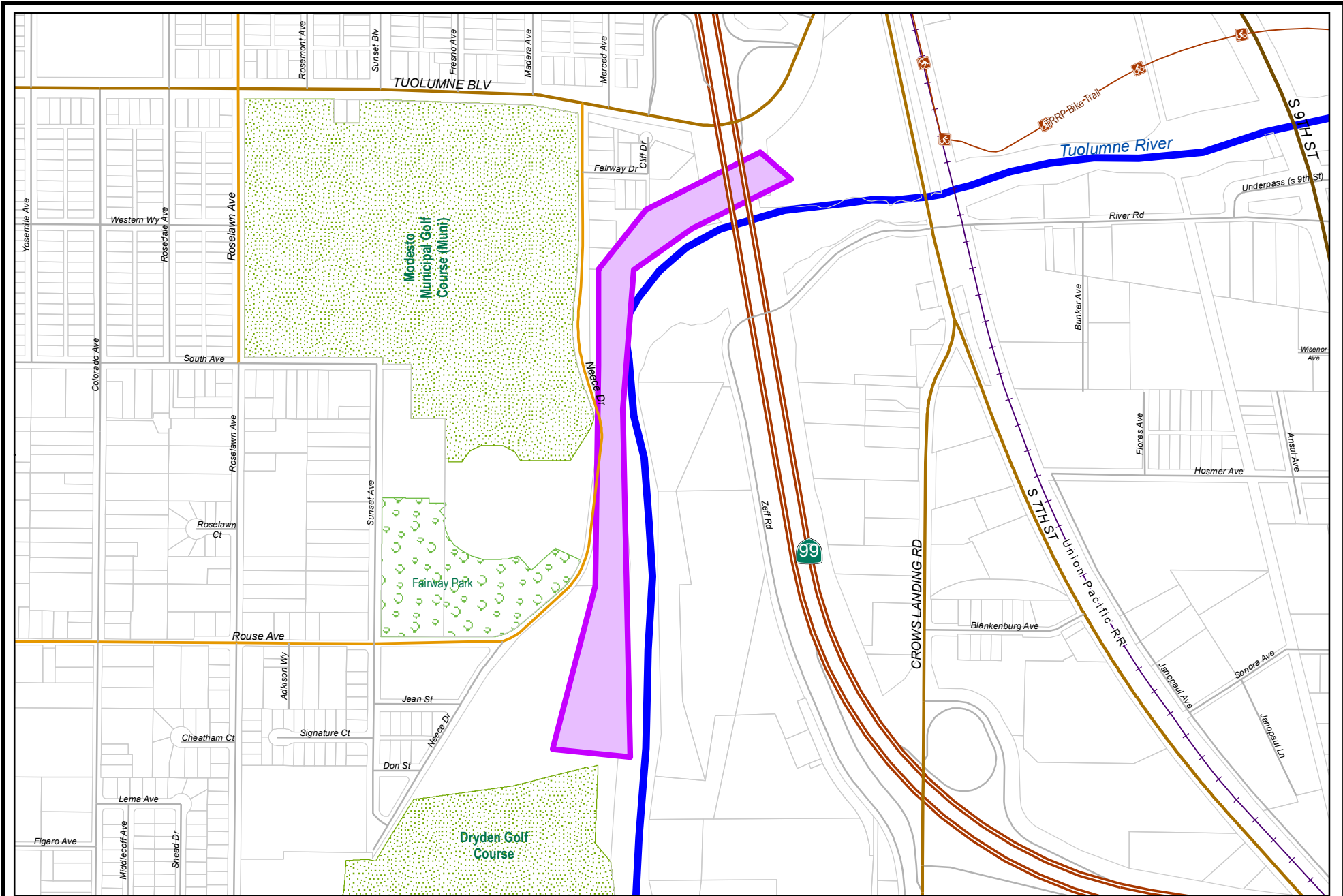
Proj Desc: This project will fund the design, permitting, bidding and development of a river pavilion at the Tuolumne River Regional Park (Legion Park) which will include pathways, overhead structure, learning theatre, interpretive signage, and habitat restoration.

Proj Stat: The design phase of the project began in 2020. Construction is expected to begin in summer 2024.

Revenues	Budget	Actuals+Commit	Available	Prop. Inc./Dec. for 23-24	Bud + Prop. Incr/Decr	Avail.+ Prop. Incr/Decr	24-25	25-26	26-27	27-28	Total Budgeted up to 2028
42201 Intergov - State - Natural Resources Agency	0	0	0	0	0	0	0	0	0	0	0
42213 Intergov - State - California State Parks	500,000	0	500,000	0	500,000	500,000	0	0	0	0	500,000
63432 Transfer In from Fund 3432	11,723	0	11,723	0	11,723	11,723	0	0	0	0	11,723
63460 Transfer In from Fund 3460	15,777	15,777	0	0	15,777	0	0	0	0	0	15,777
Revenue Totals:	527,500	15,777	511,723	0	527,500	511,723	0	0	0	0	527,500

Expenditures	Budget	Actual+Commit	Available	Prop. Inc./Dec. for 23-24	Budget+Prop. Inc./Dec.	Avail.+Prop. Inc./Dec.	24-25	25-26	26-27	27-28	Total Budgeted up to 2028
CA Construction Admin	41,500	0	41,500	6,500	48,000	48,000	0	0	0	0	48,000
CON Construction	417,000	0	417,000	67,000	484,000	484,000	0	0	0	0	484,000
CTGY-CIP Contingency - CIP	41,500	0	41,500	6,500	48,000	48,000	0	0	0	0	48,000
EDA Eng/Design/Admin	35,000	16,346	18,654	20,000	55,000	38,654	0	0	0	0	55,000
Expenditure Totals:	535,000	16,346	518,654	100,000	635,000	618,654	0	0	0	0	635,000

Fund Balance Required	Budget+Prop. Inc./Dec.	Available+Prop. Inc./Dec.
JPA - TRRP Special Revenue Fund - CIP-6710	107,500	106,931



City of Modesto

Project #: 101164

PRN - TRRP Riverwalk Gateway-Neece Drive



City of Modesto: 2024-28 Capital Improvement Program

PRN - TRRP Riverwalk Gateway-Neece Drive

101164
Capital Un-sponsored

<i>Cost Center:</i> 89999	<i>Category:</i> Parks System	<i>Start Date:</i> 2019
<i>Hosting Fund:</i> JPA - TRRP Special Revenue Fund - CIP-6710	<i>Type Class:</i> General Improvements	<i>End Date:</i>
<i>Element Listing:</i> Env Rsrcs & Opn Spcs	<i>Area:</i> Within City	<i>Status:</i> New
<i>Classification:</i> Improvements	<i>Manager:</i> Houx, Nathan G	<i>Const. Code:</i> New or Future

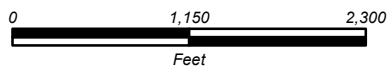
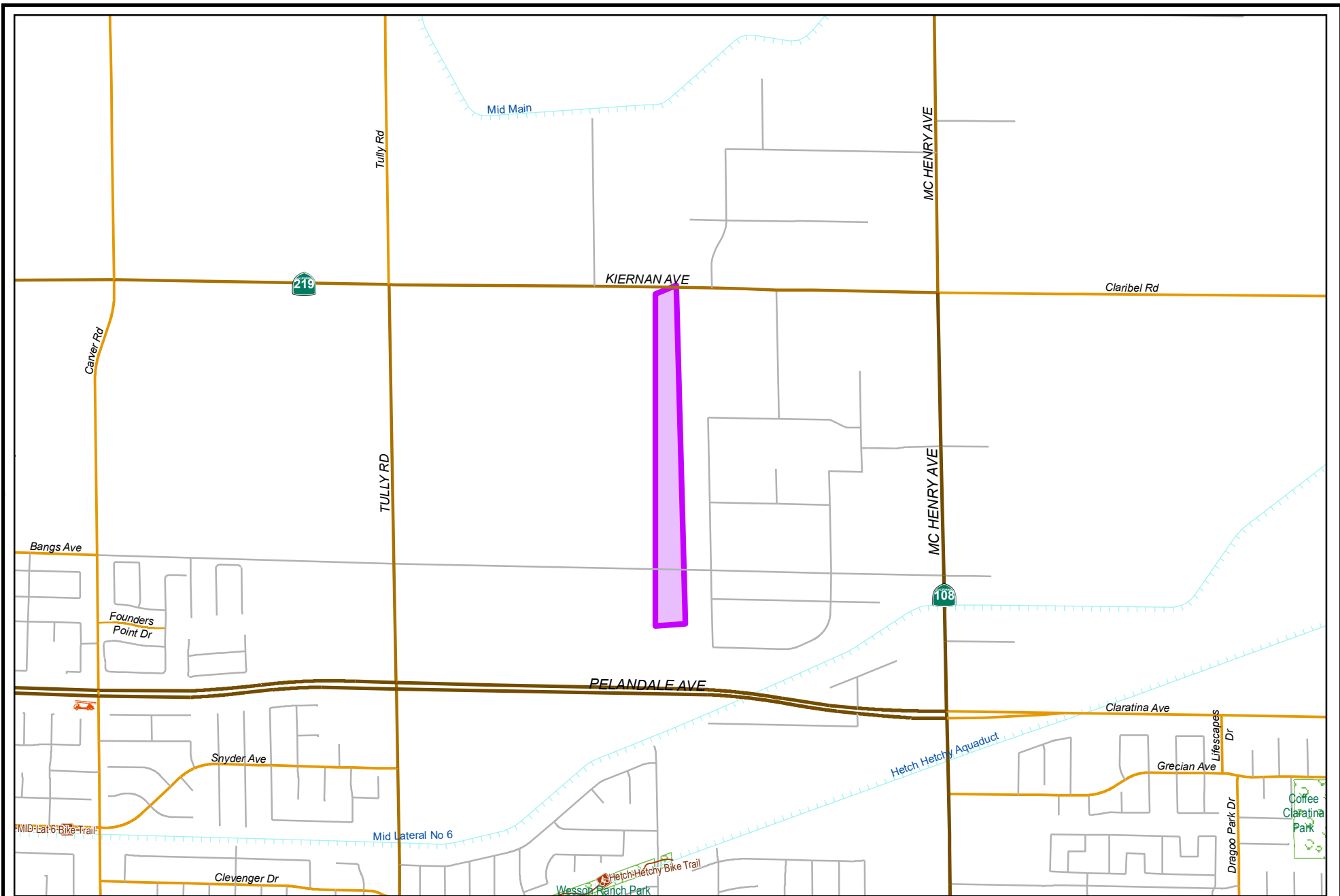
Proj Desc: This project funds the design and construction of an extension to the Tuolumne River Regional Park Riverwalk. This portion of the trail stretches from the Gateway Parcel of TRRP to Neece Drive.

Proj Stat: The design phase of this project began in February 2023. Target construction start summer 2024.

Revenues	Budget	Actuals+Commit	Available	Prop. Inc./Dec. for 23-24	Bud + Prop. Incr/Decr	Avail.+ Prop. Incr/Decr	24-25	25-26	26-27	27-28	Total Budgeted up to 2028
42201 Intergov - State - Natural Resources Agency	2,968,885	0	2,968,885	0	2,968,885	2,968,885	0	0	0	0	2,968,885
63460 Transfer In from Fund 3460	150,000	150,000	0	0	150,000	0	0	0	0	0	150,000
Revenue Totals:	3,118,885	150,000	2,968,885	0	3,118,885	2,968,885	0	0	0	0	3,118,885

Expenditures	Budget	Actual+Commit	Available	Prop. Inc./Dec. for 23-24	Budget+Prop. Inc./Dec.	Avail.+Prop. Inc./Dec.	24-25	25-26	26-27	27-28	Total Budgeted up to 2028
CA Construction Admin	226,572	0	226,572	0	226,572	226,572	0	0	0	0	226,572
CON Construction	2,265,741	0	2,265,741	0	2,265,741	2,265,741	0	0	0	0	2,265,741
CTGY-CIP Contingency - CIP	226,572	0	226,572	0	226,572	226,572	0	0	0	0	226,572
EDA Eng/Design/Admin	400,000	13,005	386,995	0	400,000	386,995	0	0	0	0	400,000
Expenditure Totals:	3,118,885	13,005	3,105,880	0	3,118,885	3,105,880	0	0	0	0	3,118,885

Fund Balance Required	Budget+Prop. Inc./Dec.	Available+Prop. Inc./Dec.
JPA - TRRP Special Revenue Fund - CIP-6710	0	136,995



City of Modesto

Project #: 101231

PRN - VA Corridor Phase 8



City of Modesto: 2024-28 Capital Improvement Program

PRN - VA Corridor Phase 8

101231
Capital Un-sponsored

<i>Cost Center:</i> 39999	<i>Category:</i> Parks System	<i>Start Date:</i> 2020
<i>Hosting Fund:</i> Capital Grants - CIP Projects-3140	<i>Type Class:</i> Infrastructure Preservation	<i>End Date:</i>
<i>Element Listing:</i> Comm Svcs & Fac	<i>Area:</i> Within City	<i>Status:</i> Active
<i>Classification:</i> Improvements	<i>Manager:</i> Houx, Nathan G	<i>Const. Code:</i> New or Future

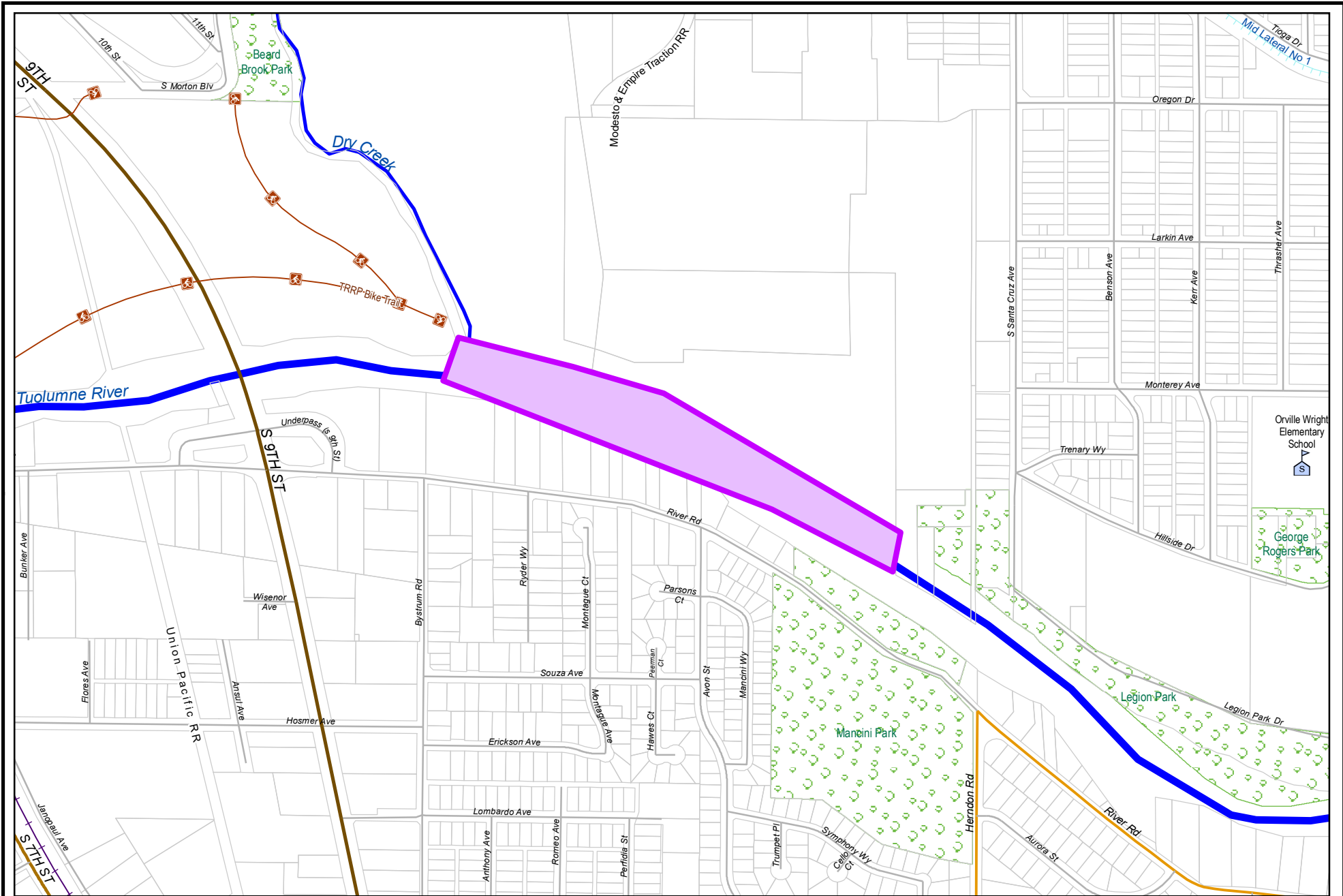
Proj Desc: This project is for the acquisition, design and construction of the Virginia Corridor Phase 8 project which extends the Virginia Corridor from just south of Pelandale Ave, across Pelandale, to Kiernan Ave.

Proj Stat: Acquisition phase to begin in FY2023/24.

Revenues	Budget	Actuals+Commit	Available	Prop. Inc./Dec. for 23-24	Bud + Prop. Incr/Decr	Avail.+ Prop. Incr/Decr	24-25	25-26	26-27	27-28	Total Budgeted up to 2028
63432 Transfer In from Fund 3432	450,000	0	450,000	150,000	600,000	600,000	0	0	0	0	600,000
63460 Transfer In from Fund 3460	0	0	0	0	0	0	0	0	0	0	0
Revenue Totals:	450,000	0	450,000	150,000	600,000	600,000	0	0	0	0	600,000

Expenditures	Budget	Actual+Commit	Available	Prop. Inc./Dec. for 23-24	Budget+Prop. Inc./Dec.	Avail.+Prop. Inc./Dec.	24-25	25-26	26-27	27-28	Total Budgeted up to 2028
EDA Eng/Design/Admin	0	0	0	50,000	50,000	50,000	0	0	0	0	50,000
LA Land Acquisition	450,000	0	450,000	100,000	550,000	550,000	0	0	0	0	550,000
Expenditure Totals:	450,000	0	450,000	150,000	600,000	600,000	0	0	0	0	600,000

Fund Balance Required	Budget+Prop. Inc./Dec.	Available+Prop. Inc./Dec.
Capital Grants - CIP Projects-3140	0	0



City of Modesto

Project #: 101232

PRN - TRRP Riverwalk - Gateway to Legion



City of Modesto: 2024-28 Capital Improvement Program

PRN - TRRP Riverwalk Gateway to Legion

101232
Capital Un-sponsored

<i>Cost Center:</i> 89999	<i>Category:</i> Parks System	<i>Start Date:</i> 2022
<i>Hosting Fund:</i> JPA - TRRP Special Revenue Fund - CIP-6710	<i>Type Class:</i> Miscellaneous	<i>End Date:</i>
<i>Element Listing:</i> Comm Svcs & Fac	<i>Area:</i> Within City	<i>Status:</i> New
<i>Classification:</i> Improvements	<i>Manager:</i> Houx, Nathan G	<i>Const. Code:</i> New or Future

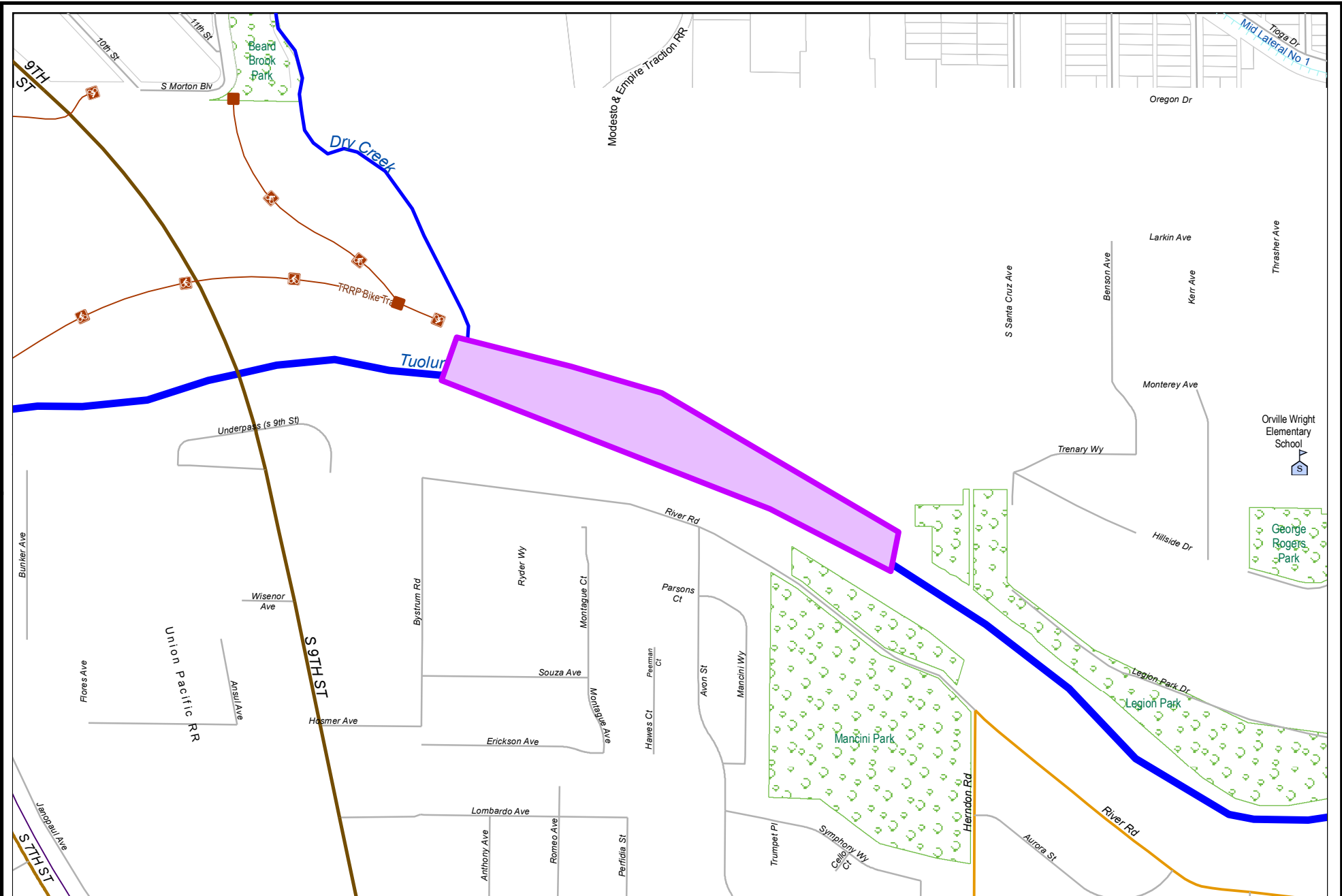
Proj Desc: This project funds the design and construction of an extension to the Tuolumne River Regional Park Riverwalk. This portion of the trail stretches from the Western end of the Gateway Parcel across Dry Creek to the existing parkland at Legion park. The Project will include acquisition of the parkland, as well as design and construction.

Proj Stat: The acquisition phase of the project is underway. Design phase is scheduled to begin March 2023. Target construction start is summer 2025.

Revenues	Budget	Actuals+Commit	Available	Prop. Inc./Dec. for 23-24	Bud + Prop. Incr/Decr	Avail.+ Prop. Incr/Decr	24-25	25-26	26-27	27-28	Total Budgeted up to 2028
61520 Transfer In from Fund 1520	189,759	0	189,759	0	189,759	189,759	0	0	0	0	189,759
63432 Transfer In from Fund 3432	122,888	0	122,888	0	122,888	122,888	0	0	0	0	122,888
63460 Transfer In from Fund 3460	77,112	77,112	0	0	77,112	0	0	0	0	0	77,112
Revenue Totals:	389,759	77,112	312,647	0	389,759	312,647	0	0	0	0	389,759

Expenditures	Budget	Actual+Commit	Available	Prop. Inc./Dec. for 23-24	Budget+Prop. Inc./Dec.	Avail.+Prop. Inc./Dec.	24-25	25-26	26-27	27-28	Total Budgeted up to 2028
EDA Eng/Design/Admin	389,759	107,749	282,010		389,759	282,010	0	0	0	0	389,759
Expenditure Totals:	389,759	107,749	282,010	0	389,759	282,010	0	0	0	0	389,759

Fund Balance Required	Budget+Prop. Inc./Dec.	Available+Prop. Inc./Dec.
JPA - TRRP Special Revenue Fund - CIP-6710	0	-30,637



City of Modesto

Project #: 101233

PRN - Dry Creek to TRRP Trail Connection



City of Modesto: 2024-28 Capital Improvement Program

PRN - Dry Creek to TRRP Trail Connection

101233
Capital Un-sponsored

<i>Cost Center:</i> 39999	<i>Category:</i> Parks System	<i>Start Date:</i> 2020
<i>Hosting Fund:</i> Capital Grants - CIP Projects-3140	<i>Type Class:</i> Infrastructure Preservation	<i>End Date:</i>
<i>Element Listing:</i> Comm Svcs & Fac	<i>Area:</i> Within City	<i>Status:</i> Active
<i>Classification:</i> Improvements	<i>Manager:</i> Houx, Nathan G	<i>Const. Code:</i> New or Future

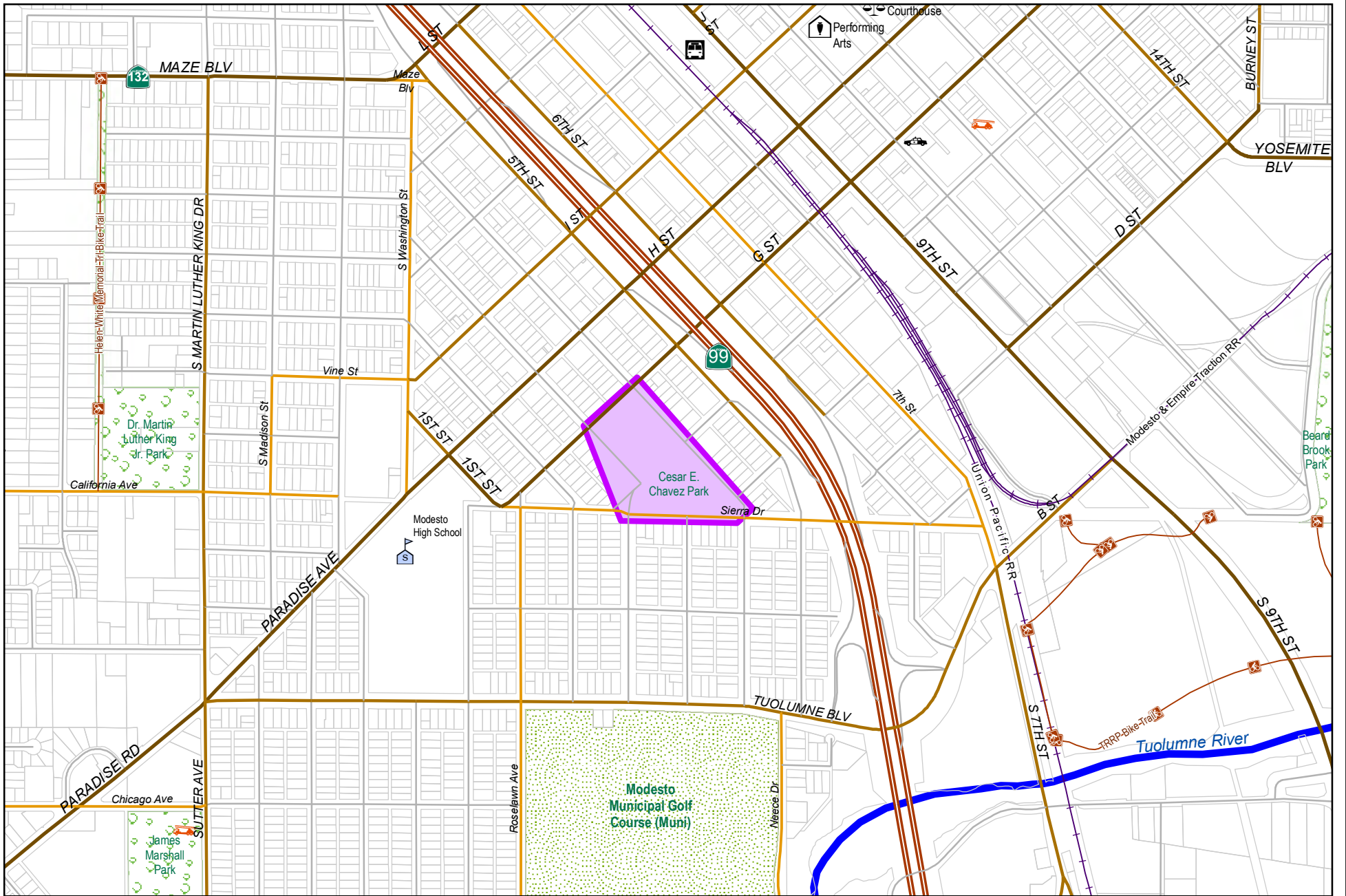
Proj Desc: This project is for the design and construction of the Dry Creek trail connection to TRRP adjacent to Morton Blvd.

Proj Stat: The design phase is scheduled to begin March 2023.

Revenues	Budget	Actuals+Commit	Available	Prop. Inc./Dec. for 23-24	Bud + Prop. Incr/Decr	Avail.+ Prop. Incr/Decr	24-25	25-26	26-27	27-28	Total Budgeted up to 2028
63432 Transfer In from Fund 3432	382,643	0	382,643	0	382,643	382,643	0	0	0	0	382,643
63460 Transfer In from Fund 3460	17,357	17,358	-1	0	17,357	-1	0	0	0	0	17,357
Revenue Totals:	400,000	17,358	382,642	0	400,000	382,642	0	0	0	0	400,000

Expenditures	Budget	Actual+Commit	Available	Prop. Inc./Dec. for 23-24	Budget+Prop. Inc./Dec.	Avail.+Prop. Inc./Dec.	24-25	25-26	26-27	27-28	Total Budgeted up to 2028
EDA Eng/Design/Admin	400,000	19,436	380,564	0	400,000	380,564	0	0	0	0	400,000
Expenditure Totals:	400,000	19,436	380,564	0	400,000	380,564	0	0	0	0	400,000

Fund Balance Required	Budget+Prop. Inc./Dec.	Available+Prop. Inc./Dec.
Capital Grants - CIP Projects-3140	0	-2,078



City of Modesto

Project #: 101276

PRN - Cesar E. Chavez Park Renovation Project



City of Modesto: 2024-28 Capital Improvement Program

PRN - Cesar E. Chavez Park Renovation Project

101276

Capital Un-sponsored

<i>Cost Center:</i> 39999	<i>Category:</i> Parks System	<i>Start Date:</i> 2020
<i>Hosting Fund:</i> Capital Grants - CIP Projects-3140	<i>Type Class:</i> General Improvements	<i>End Date:</i>
<i>Element Listing:</i> Comm Svcs & Fac	<i>Area:</i> Within City	<i>Status:</i> New
<i>Classification:</i> Replacement	<i>Manager:</i> Houx, Nathan G	<i>Const. Code:</i> New or Future

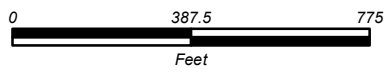
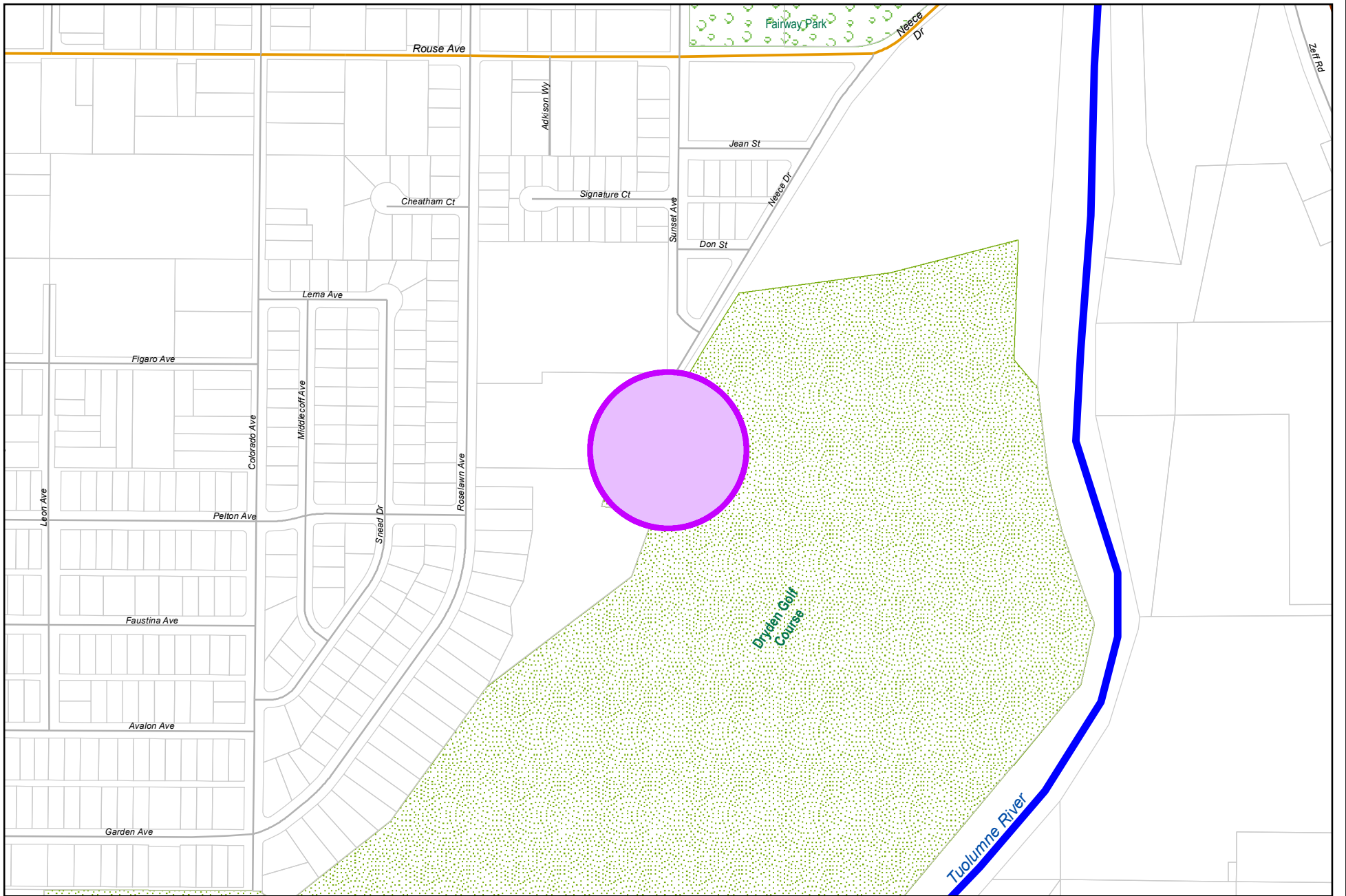
Proj Desc: The Cesar E. Chavez Park Renovation Project will provide a complete renovation of Cesar E. Chavez Park, including the construction of an aquatics facility, skate plaza, building expansion, basketball court, soccer field, restroom, picnic area, landscaping, lighting, security cameras, walking paths and other general park amenities. This project is funded through the Statewide Park Development and Community Revitalization Program - Round 3 grant (Proposition 68).

Proj Stat: This project is currently in the design phase. Construction is expected to begin in 2024.

Revenues	Budget	Actuals+Commit	Available	Prop. Inc./Dec. for 23-24	Bud + Prop. Incr/Decr	Avail.+ Prop. Incr/Decr	24-25	25-26	26-27	27-28	Total Budgeted up to 2028
42213 Intergov - State - California State Parks	8,500,000	467,941	8,032,059	0	8,500,000	8,032,059	0	0	0	0	8,500,000
Revenue Totals:	8,500,000	467,941	8,032,059	0	8,500,000	8,032,059	0	0	0	0	8,500,000

Expenditures	Budget	Actual+Commit	Available	Prop. Inc./Dec. for 23-24	Budget+Prop. Inc./Dec.	Avail.+Prop. Inc./Dec.	24-25	25-26	26-27	27-28	Total Budgeted up to 2028
CA Construction Admin	534,514	0	534,514	0	534,514	534,514	0	0	0	0	534,514
CON Construction	6,681,416	0	6,681,416	0	6,681,416	6,681,416	0	0	0	0	6,681,416
CTGY-CIP Contingency - CIP	334,070	0	334,070	0	334,070	334,070	0	0	0	0	334,070
EDA Eng/Design/Admin	950,000	823,287	126,713	0	950,000	126,713	0	0	0	0	950,000
Expenditure Totals:	8,500,000	823,287	7,676,713	0	8,500,000	7,676,713	0	0	0	0	8,500,000

Fund Balance Required	Budget+Prop. Inc./Dec.	Available+Prop. Inc./Dec.
Capital Grants - CIP Projects-3140	0	-355,346



City of Modesto

Project #: 101294

PRN - Dryden Golf Course Clubhouse Renovation



City of Modesto: 2024-28 Capital Improvement Program

PRN - Dryden Golf Course Clubhouse Renovation

101294
Capital Un-sponsored

<i>Cost Center:</i> 39999	<i>Category:</i> Parks System	<i>Start Date:</i> 2020
<i>Hosting Fund:</i> Golf Fund-4600	<i>Type Class:</i> Golf Enterprise	<i>End Date:</i>
<i>Element Listing:</i> Comm Svcs & Fac	<i>Area:</i> Within City	<i>Status:</i> Active
<i>Classification:</i> Replacement	<i>Manager:</i> Houx, Nathan G	<i>Const. Code:</i> New or Future

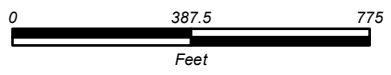
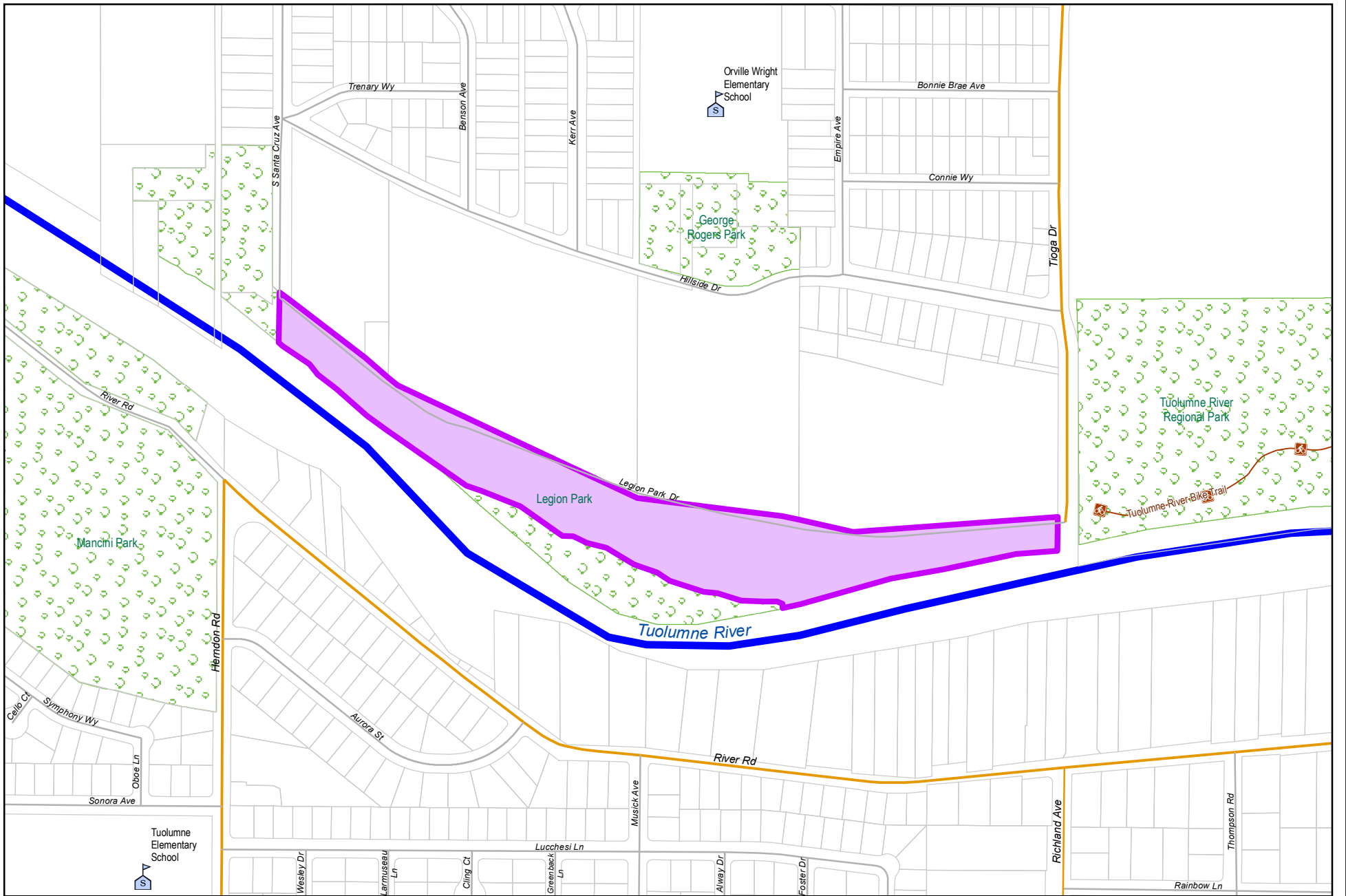
Proj Desc: The Dryden Golf Course Clubhouse Renovation Project will rebuild the clubhouse damaged by a fire in August of 2020.

Proj Stat: The project's design phase began in 2021. Construction is expected to begin in 2023.

Revenues	Budget	Actuals+Commit	Available	Prop. Inc./Dec. for 23-24	Bud + Prop. Incr/Decr	Avail.+ Prop. Incr/Decr	24-25	25-26	26-27	27-28	Total Budgeted up to 2028
47005 Miscellaneous Revenue	0	0	0	0	0	0	0	0	0	0	0
47021 Legal Settlements	1,000,000	1,000,000	0	0	1,000,000	0	0	0	0	0	1,000,000
Revenue Totals:	1,000,000	1,000,000	0	0	1,000,000	0	0	0	0	0	9,500,000

Expenditures	Budget	Actual+Commit	Available	Prop. Inc./Dec. for 23-24	Budget+Prop. Incr./Dec.	Avail.+Prop. Incr./Dec.	24-25	25-26	26-27	27-28	Total Budgeted up to 2028
EDA Eng/Design/Admin	350,000	311,851	38,149	0	350,000	38,149	0	0	0	0	350,000
OC Other Cost - CIP	836,500	555,915	280,585	0	836,500	280,585	0	0	0	0	836,500
Expenditure Totals:	1,186,500	867,766	318,734	0	1,186,500	318,734	0	0	0	0	1,186,500

Fund Balance Required	Budget+Prop. Incr./Dec.	Available+Prop. Incr./Dec.
Golf Fund-4600	186,500	318,734



City of Modesto

Project #: 101379
 PRN - TRRP Gateway Phase 3



City of Modesto: 2024-28 Capital Improvement Program

PRN - TRRP Gateway Phase 3

101379

Capital Un-sponsored

<i>Cost Center:</i> 39999	<i>Category:</i> Parks System	<i>Start Date:</i> 2022
<i>Hosting Fund:</i> JPA - TRRP Special Revenue Fund - CIP-6710	<i>Type Class:</i> Miscellaneous	<i>End Date:</i>
<i>Element Listing:</i> Comm Svcs & Fac	<i>Area:</i> Within City	<i>Status:</i> New
<i>Classification:</i> Improvements	<i>Manager:</i> Houx, Nathan G	<i>Const. Code:</i> New or Future

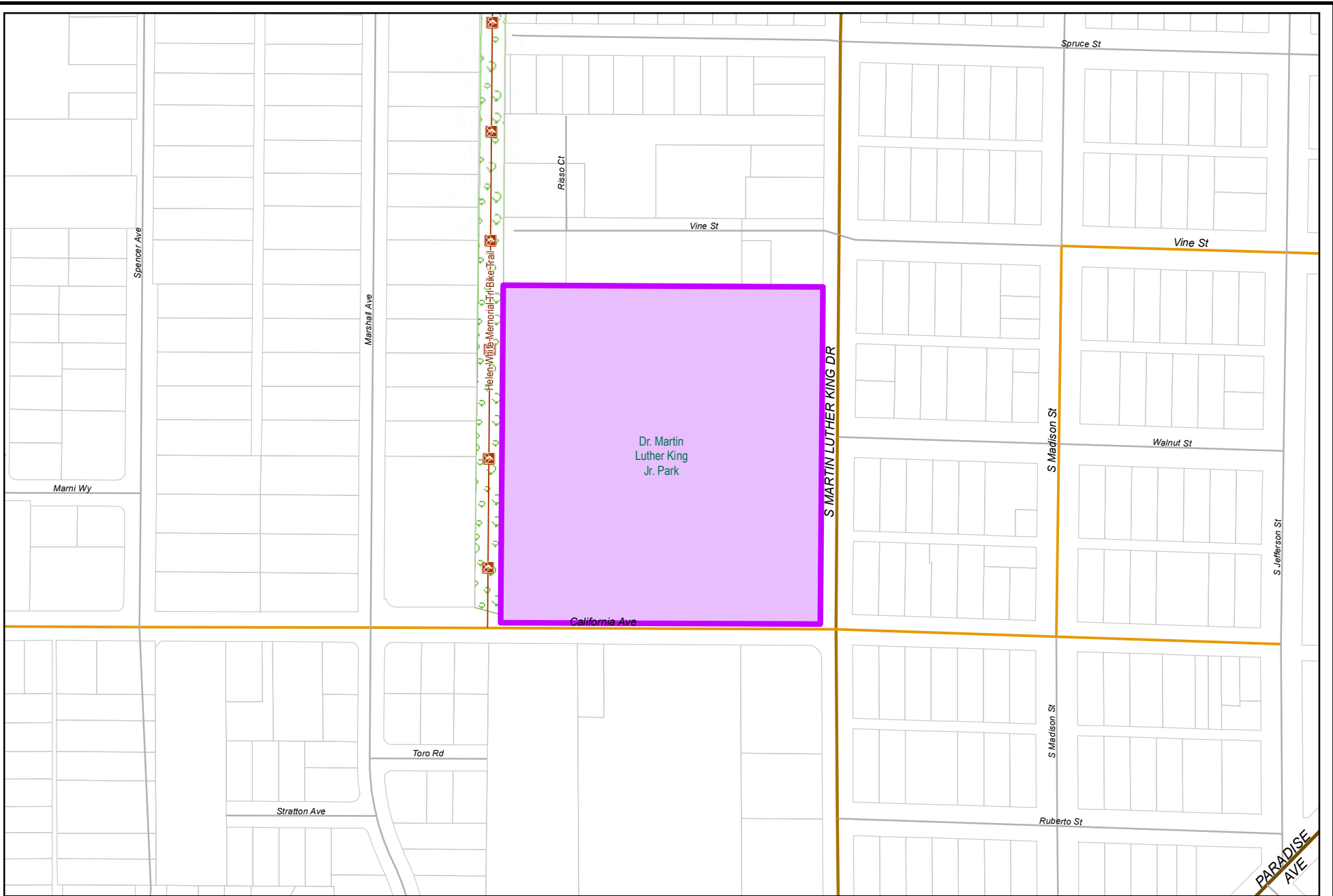
Proj Desc: The TRRP Gateway Phase 3 project will include an outdoor event venue within the Regional park, suitable for hosting events that will attract visitors to the Tuolumne River Regional Park. The project will include an amphitheater, skating rink, farmer's market area, parking lot, native tree plantings, security lights, cameras, and other site furnishings.

Proj Stat: The project is in the preliminary design and fundraising stage.

Revenues	Budget	Actuals+Commit	Available	Prop. Inc./Dec. for 23-24	Bud + Prop. Incr/Decr	Avail.+ Prop. Incr/Decr	24-25	25-26	26-27	27-28	Total Budgeted up to 2028
63432 Transfer In from Fund 3432	150,000	0	150,000	0	150,000	150,000	0	0	0	0	150,000
63460 Transfer In from Fund 3460	0	0	0	0	0	0	0	0	0	0	0
Revenue Totals:	150,000	0	150,000	0	150,000	150,000	0	0	0	0	150,000

Expenditures	Budget	Actual+Commit	Available	Prop. Inc./Dec. for 23-24	Budget+Prop. Inc./Dec.	Avail.+Prop. Inc./Dec.	24-25	25-26	26-27	27-28	Total Budgeted up to 2028
EDA Eng/Design/Admin	150,000	0	150,000	0	150,000	150,000	0	0	0	0	150,000
Expenditure Totals:	150,000	0	150,000	0	150,000	150,000	0	0	0	0	150,000

Fund Balance Required	Budget+Prop. Inc./Dec.	Available+Prop. Inc./Dec.
JPA - TRRP Special Revenue Fund - CIP-6710	0	0



City of Modesto

Project #: 101382
 Dr MLK Jr Park Renovation



City of Modesto: 2024-28 Capital Improvement Program

PRN - Dr MLK Jr Park Renovation

101382
Capital Un-sponsored

<i>Cost Center:</i> 39999	<i>Category:</i> Parks System	<i>Start Date:</i> 2022
<i>Hosting Fund:</i> Capital Grants - CIP Projects-3140	<i>Type Class:</i> Infrastructure Preservation	<i>End Date:</i>
<i>Element Listing:</i> Comm Svcs & Fac	<i>Area:</i> Within City	<i>Status:</i> New
<i>Classification:</i> Improvements	<i>Manager:</i> Houx, Nathan G	<i>Const. Code:</i> New or Future

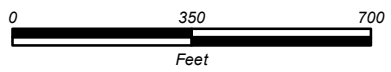
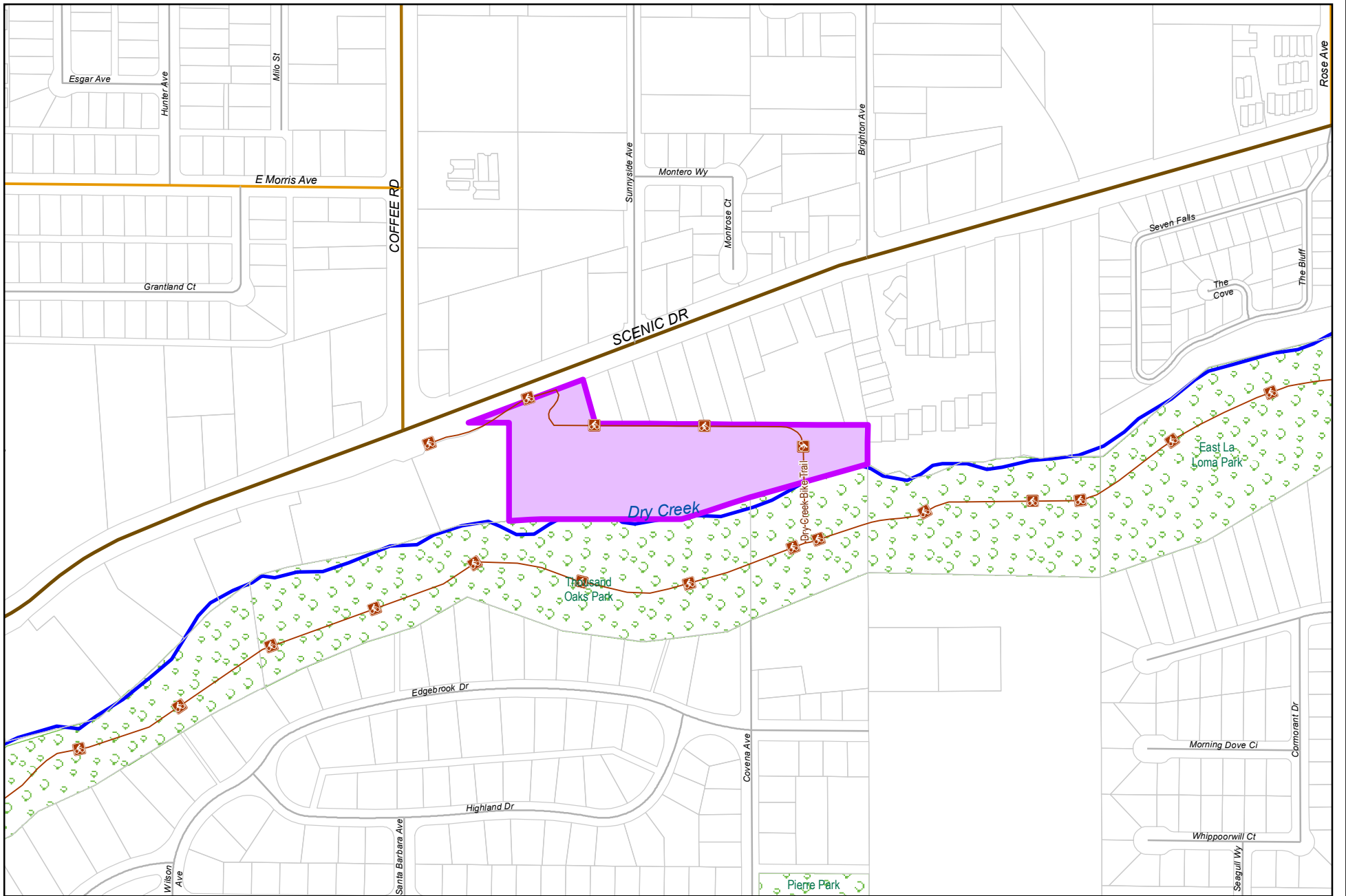
Proj Desc: This project will provide a complete renovation to the Dr. Martin Luther King Jr Park (Formerly Mellis Park) through grant funding and HUD contributions.

Proj Stat: This project is in the preliminary design stage. Project design will be completed in FY24.

Revenues	Budget	Actuals+Commit	Available	Prop. Inc./Dec. for 23-24	Bud + Prop. Incr/Decr	Avail.+ Prop. Incr/Decr	24-25	25-26	26-27	27-28	Total Budgeted up to 2028
42213 Intergov - State - California State Parks	8,500,000	0	8,500,000	0	8,500,000	8,500,000	0	0	0	0	8,500,000
Revenue Totals:	8,500,000	0	8,500,000	0	8,500,000	8,500,000	0	0	0	0	8,500,000

Expenditures	Budget	Actual+Commit	Available	Prop. Inc./Dec. for 23-24	Budget+Prop. Inc./Dec.	Avail.+Prop. Inc./Dec.	24-25	25-26	26-27	27-28	Total Budgeted up to 2028
CA Construction Admin	524,000	0	524,000	0	524,000	524,000	0	0	0	0	524,000
CON Construction	6,552,000	0	6,552,000	0	6,552,000	6,552,000	0	0	0	0	6,552,000
CTGY-CIP Contingency - CIP	524,000	0	524,000	0	524,000	524,000	0	0	0	0	524,000
EDA Eng/Design/Admin	900,000	2,608	897,392	0	900,000	897,392	0	0	0	0	900,000
Expenditure Totals:	8,500,000	2,608	8,497,392	0	8,500,000	8,497,392	0	0	0	0	8,500,000

Fund Balance Required	Budget+Prop. Inc./Dec.	Available+Prop. Inc./Dec.
Capital Grants - CIP Projects-3140	0	-2,608



City of Modesto

Project #: 101393

PRN - Pamela Monterosso Trailhead Parking Lot Acquisition



City of Modesto: 2024-28 Capital Improvement Program

PRN - Pamela Monterosso Trailhead Parking Lot Acquisition

101393

Capital Un-sponsored

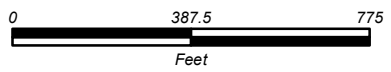
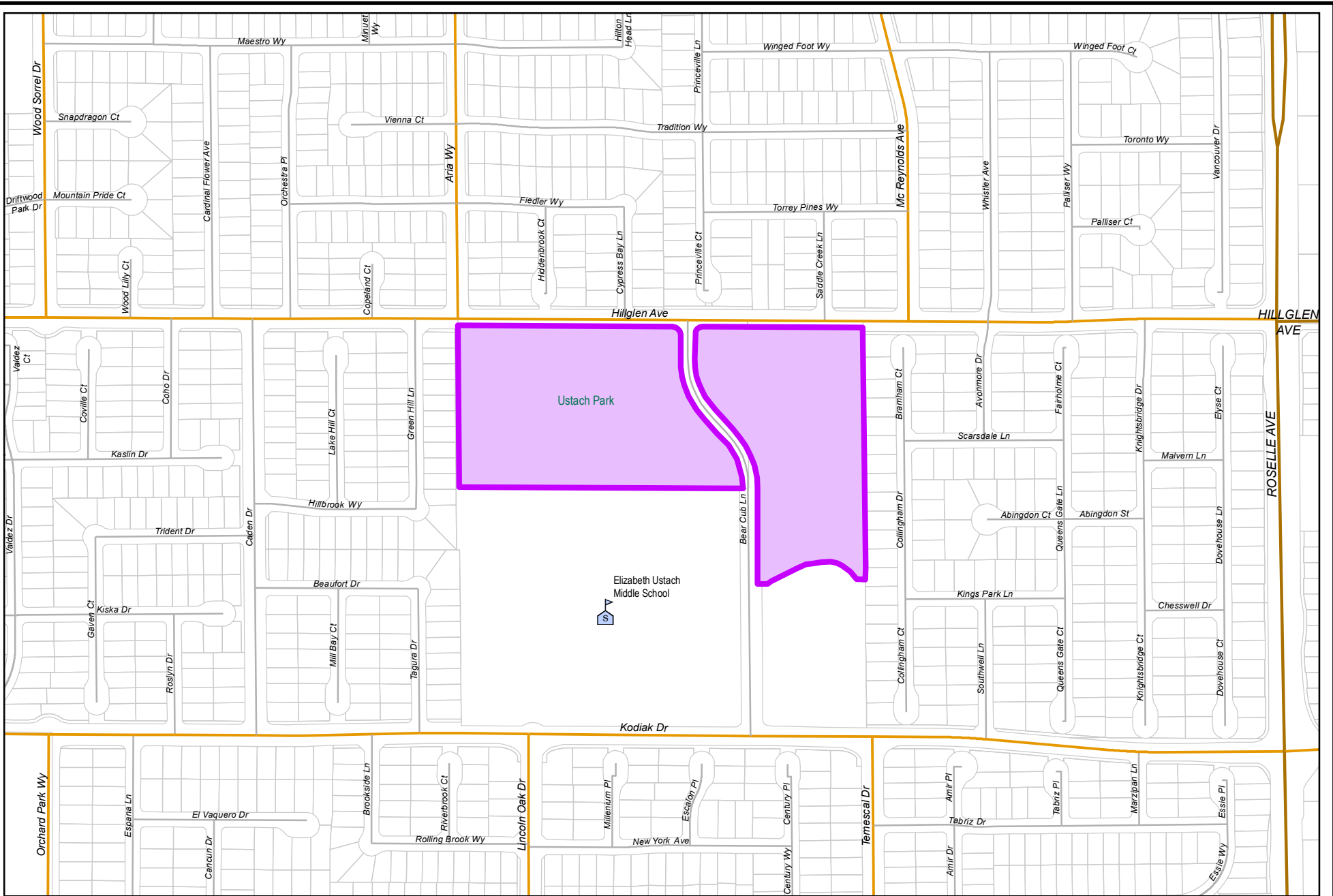
<i>Cost Center:</i> 39999	<i>Category:</i> Parks System	<i>Start Date:</i> 2022
<i>Hosting Fund:</i> Parks and Air Quality Capital Facility Fees Fund-3432	<i>Type Class:</i> Non Motorized Trail System	<i>End Date:</i> 2025
<i>Element Listing:</i> Env Rsrcs & Opn Spcs	<i>Area:</i> Within City	<i>Status:</i> New
<i>Classification:</i> Improvements	<i>Manager:</i> Houx, Nathan G	<i>Const. Code:</i> New or Future

Proj Desc: This project will purchase an existing parking lot adjacent to Pamela Monterosso Trailhead to expand the parking available for trail users. Parking is currently limited and severely impacted and additional parking is needed.

Proj Stat: Project is new for FY 22-23.

Expenditures	Budget	Actual+Commit	Available	Prop. Inc./Dec. for 23-24	Budget+Prop. Inc./Dec.	Avail.+Prop. Inc./Dec.	24-25	25-26	26-27	27-28	Total Budgeted up to 2028
EDA Eng/Design/Admin	20,000	0	20,000	0	20,000	20,000	0	0	0	0	20,000
LA Land Acquisition	795,000	0	795,000	0	795,000	795,000	0	0	0	0	795,000
Expenditure Totals:	815,000	0	815,000	0	815,000	815,000	0	0	0	0	815,000

Fund Balance Required	Budget+Prop. Inc./Dec.	Available+Prop. Inc./Dec.
Parks and Air Quality Capital Facility Fees Fund-3432	815,000	815,000



City of Modesto

Project #: 101398

PRN - Ustach Park Renovation



City of Modesto: 2024-28 Capital Improvement Program

PRN - Ustach Park Renovation

101398
Capital Un-sponsored

<i>Cost Center:</i> 39999	<i>Category:</i> Parks System	<i>Start Date:</i> 2022
<i>Hosting Fund:</i> Village One CFD Fund-3200	<i>Type Class:</i> CFD Parks	<i>End Date:</i>
<i>Element Listing:</i> Env Rsrcs & Opn Spcs	<i>Area:</i> Village One	<i>Status:</i> New
<i>Classification:</i> Replacement	<i>Manager:</i> Houx, Nathan G	<i>Const. Code:</i> New or Future

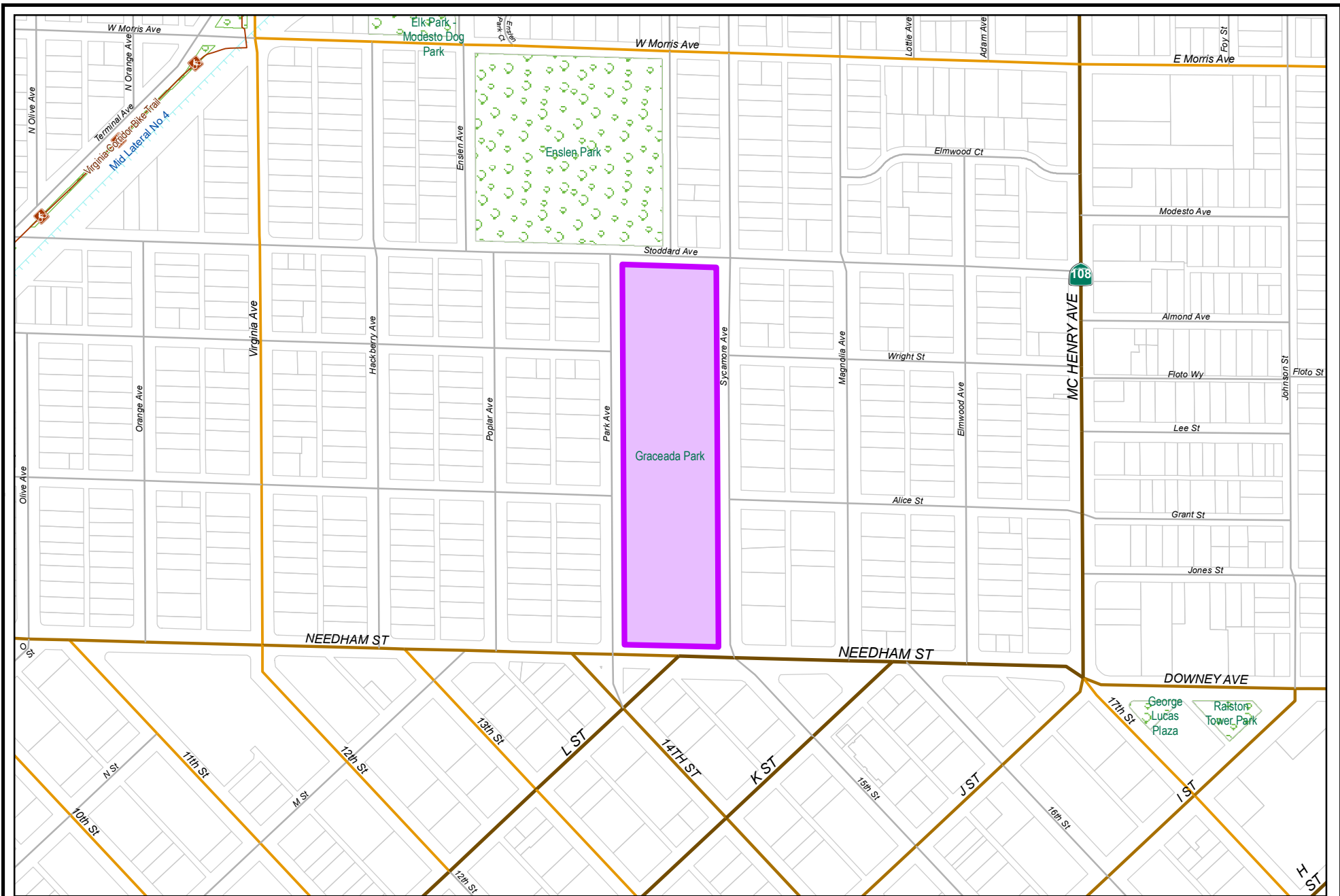
Proj Desc: Project will consist of a complete renovation of Ustach Neighborhood Park including replacement of the picnic area concrete, basketball court and improvements at the existing playground area. In addition to some miscellaneous improvements needed throughout the park. The entire project expenses will be split 50/50 between Fund 3200 and 3290.

Proj Stat: Project is new for FY 23-24

Revenues	Budget	Actuals+Commit	Available	Prop. Inc./Dec. for 23-24	Bud + Prop. Incr/Decr	Avail.+ Prop. Incr/Decr	24-25	25-26	26-27	27-28	Total Budgeted up to 2028
63290 Transfer In from Fund 3290	29,000	0	29,000	0	29,000	29,000	0	0	0	0	29,000
Revenue Totals:	29,000	0	29,000	0	29,000	29,000	0	0	0	0	29,000

Expenditures	Budget	Actual+Commit	Available	Prop. Inc./Dec. for 23-24	Budget+Prop. Inc./Dec.	Avail.+Prop. Inc./Dec.	24-25	25-26	26-27	27-28	Total Budgeted up to 2028
EDA Eng/Design/Admin	58,000	0	58,000	0	58,000	58,000	0	0	0	0	58,000
Expenditure Totals:	58,000	0	58,000	0	58,000	58,000	0	0	0	0	58,000

Fund Balance Required	Budget+Prop. Inc./Dec.	Available+Prop. Inc./Dec.
Village One CFD Fund-3200	29,000	29,000



City of Modesto

Project #: 101428

PRN - Graceada Park Fence



City of Modesto: 2024-28 Capital Improvement Program

PRN - Graceada Park Fence

101428
Capital Un-sponsored

<i>Cost Center:</i> 39999	<i>Category:</i> Parks System	<i>Start Date:</i> 2022
<i>Hosting Fund:</i> American Rescue Grants Fund-1390	<i>Type Class:</i> Upgrade Replacement	<i>End Date:</i> 2024
<i>Element Listing:</i> Env Rsrscs & Opn Spcs	<i>Area:</i> Within City	<i>Status:</i> New
<i>Classification:</i> Replacement	<i>Manager:</i> Houx, Nathan G	<i>Const. Code:</i> New or Future

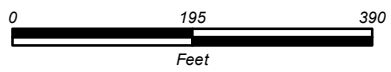
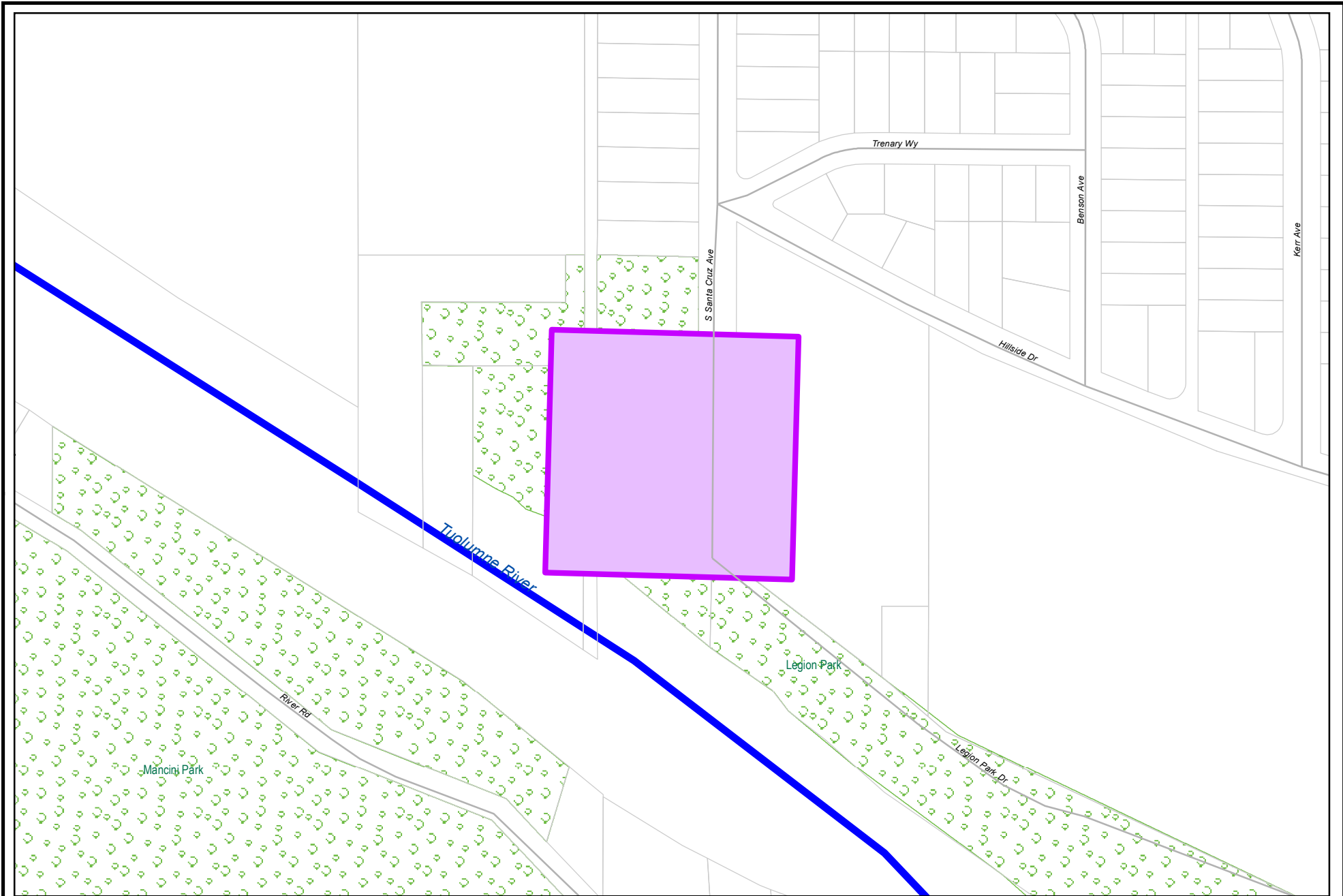
Proj Desc: This project will construct a new fence around the pool including new entry gates to address safety issues due to the deteriorating fencing.

Proj Stat: Construction for this project is anticipated to be complete by winter 2023.

Revenues	Budget	Actuals+Commit	Available	Prop. Inc./Dec. for 23-24	Bud + Prop. Incr/Decr	Avail.+ Prop. Incr/Decr	24-25	25-26	26-27	27-28	Total Budgeted up to 2028
42022 Intergov - Federal - American Rescue Plan Act (ARPA)	100,028	0	100,028	0	100,028	100,028	0	0	0	0	100,028
60100 Transfer in from Fund 0100	24,900	0	24,900	0	24,900	24,900	0	0	0	0	24,900
Revenue Totals:	124,928	0	124,928	0	124,928	124,928	0	0	0	0	153,928

Expenditures	Budget	Actual+Commit	Available	Prop. Inc./Dec. for 23-24	Budget+Prop. Inc./Dec.	Avail.+Prop. Inc./Dec.	24-25	25-26	26-27	27-28	Total Budgeted up to 2028
CON Construction	114,925	0	114,925	0	114,925	114,925	0	0	0	0	114,925
EDA Eng/Design/Admin	10,003	0	10,003	0	10,003	10,003	0	0	0	0	10,003
Expenditure Totals:	124,928	0	124,928	0	124,928	124,928	0	0	0	0	124,928

Fund Balance Required	Budget+Prop. Inc./Dec.	Available+Prop. Inc./Dec.
American Rescue Grants Fund-1390	0	0



City of Modesto

Project #: 101432

PRN - TRRP Legion Outdoor Improvements EC 2.22



City of Modesto: 2024-28 Capital Improvement Program

PRN - TRRP Legion Outdoor Improvements EC 2.22

101432
Capital Un-sponsored

<i>Cost Center:</i> 89999	<i>Category:</i> Parks System	<i>Start Date:</i> 2022
<i>Hosting Fund:</i> TRRP - Special Revenue Fund-6720	<i>Type Class:</i> Upgrade Replacement	<i>End Date:</i> 2024
<i>Element Listing:</i> Env Rsrchs & Opn Spcs	<i>Area:</i> Within City	<i>Status:</i> New
<i>Classification:</i> Replacement	<i>Manager:</i> Houx, Nathan G	<i>Const. Code:</i> New or Future

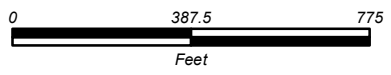
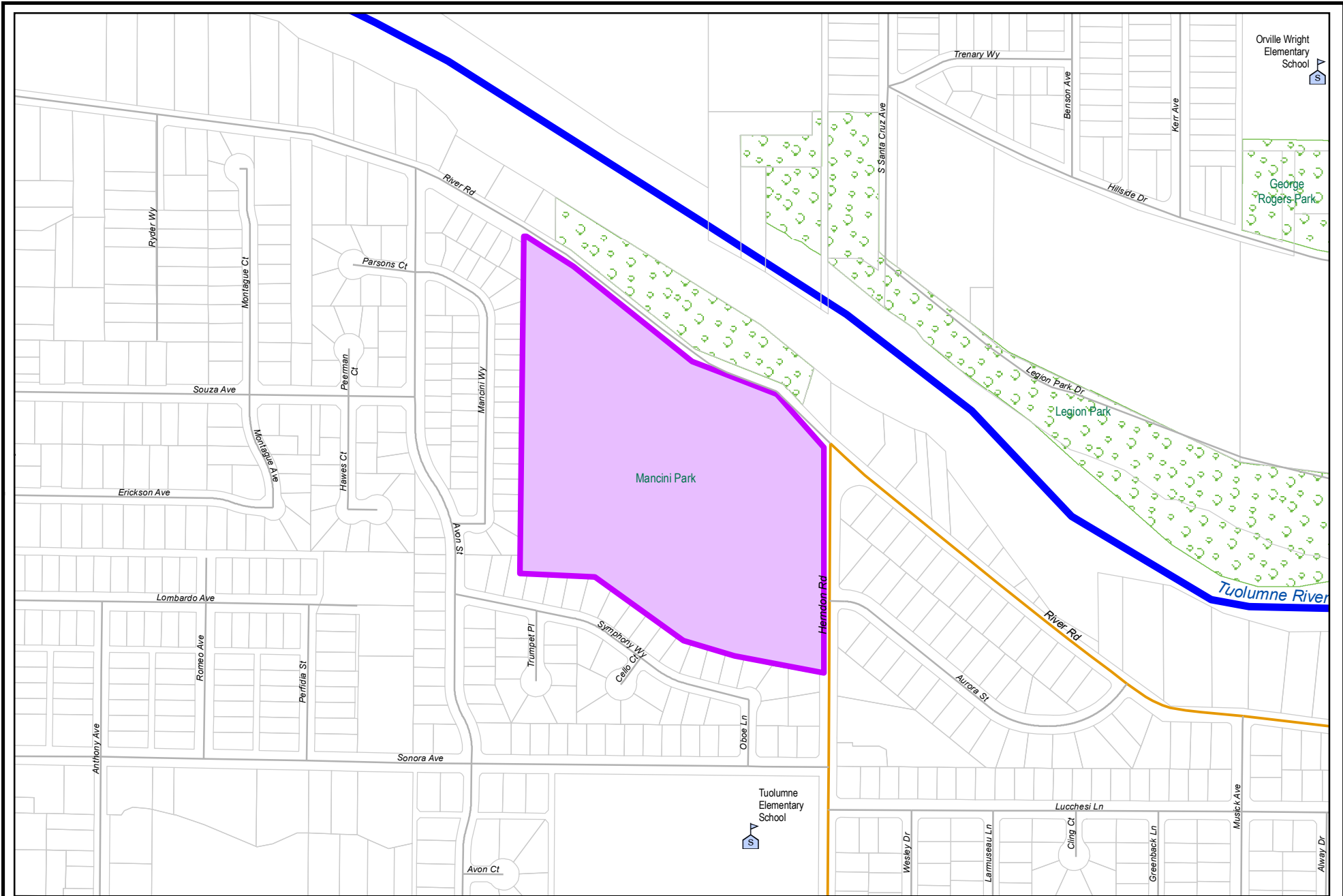
Proj Desc: ARPA Funded project.

Proj Stat:

Revenues	Budget	Actuals+Commit	Available	Prop. Inc./Dec. for 23-24	Bud + Prop. Incr/Decr	Avail.+ Prop. Incr/Decr	24-25	25-26	26-27	27-28	Total Budgeted up to 2028
42022 Intergov - Federal - American Rescue Plan Act (ARPA)	350,000	0	350,000	0	350,000	350,000	0	0	0	0	350,000
Revenue Totals:	350,000	0	350,000	0	350,000	350,000	0	0	0	0	350,000

Expenditures	Budget	Actual+Commit	Available	Prop. Inc./Dec. for 23-24	Budget+Prop. Inc./Dec.	Avail.+Prop. Inc./Dec.	24-25	25-26	26-27	27-28	Total Budgeted up to 2028
CON Construction	315,000	0	315,000	0	315,000	315,000	0	0	0	0	315,000
EDA Eng/Design/Admin	35,000	0	35,000	0	35,000	35,000	0	0	0	0	35,000
Expenditure Totals:	350,000	0	350,000	0	350,000	350,000	0	0	0	0	350,000

Fund Balance Required	Budget+Prop. Inc./Dec.	Available+Prop. Inc./Dec.
TRRP - Special Revenue Fund-6720	0	0



City of Modesto
 Project #: 101477
 PRN - Mancini Park Playground



City of Modesto: 2024-28 Capital Improvement Program

PRN - Mancini Park Playground

101477
Capital Un-sponsored

<i>Cost Center:</i> 89999	<i>Category:</i> Parks System	<i>Start Date:</i>
<i>Hosting Fund:</i> JPA - TRRP Special Revenue Fund - CIP-6710	<i>Type Class:</i> Upgrade/Replacement	<i>End Date:</i>
<i>Element Listing:</i> Env Rsrscs & Opn Spcs	<i>Area:</i> Within City	<i>Status:</i> New
<i>Classification:</i> Improvements	<i>Manager:</i> Houx, Nathan G	<i>Const. Code:</i> New

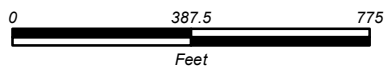
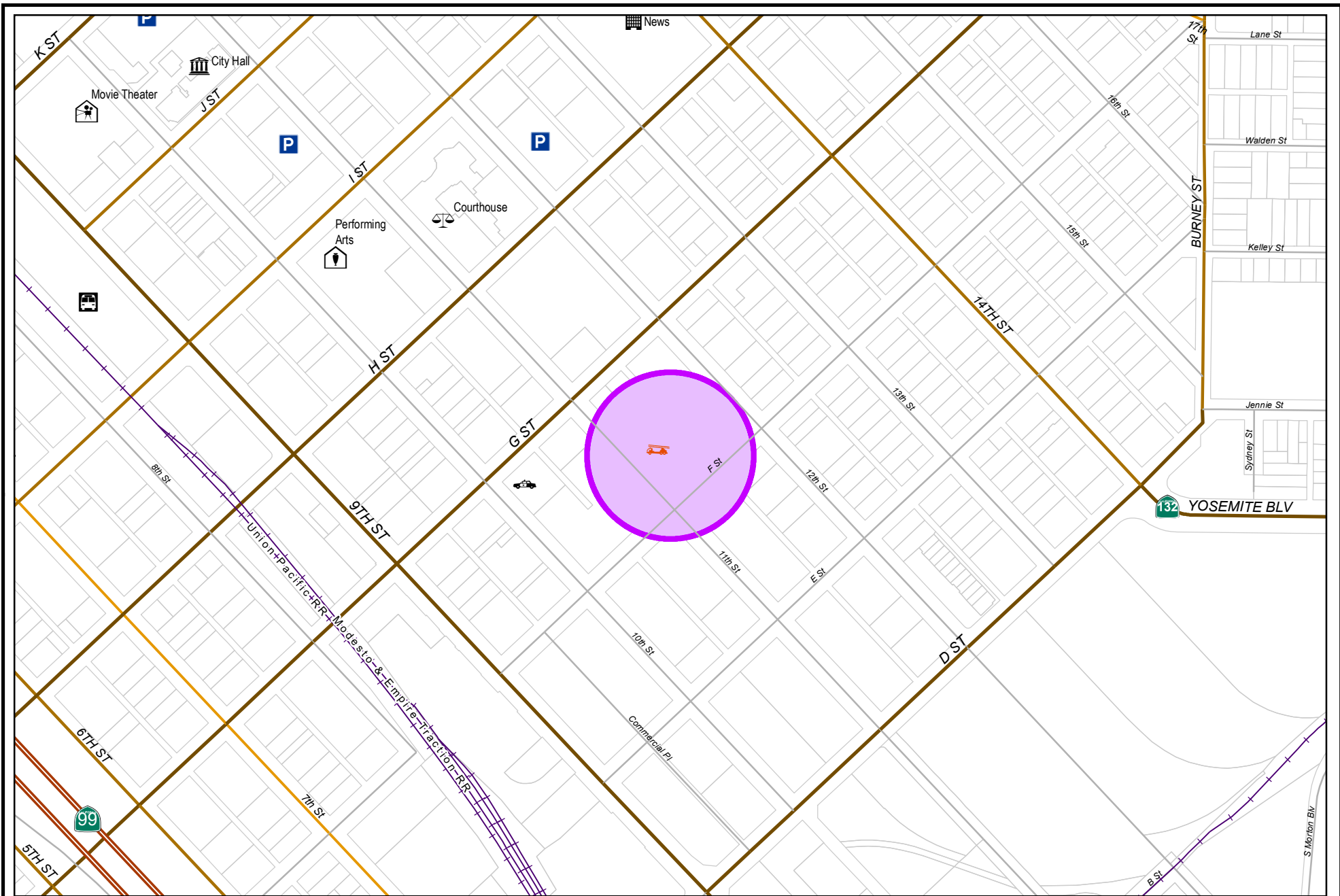
Proj Desc: New playground equipment for Mancini Park.

Proj Stat:

Expenditures	Budget	Actual+Commit	Available	Prop. Inc./Dec. for 23-24	Budget+Prop. Inc./Dec.	Avail.+Prop. Inc./Dec.	24-25	25-26	26-27	27-28	Total Budgeted up to 2028
CA Construction Admin	18,000	0	18,000	0	18,000	18,000	0	0	0	0	18,000
CON Construction	370,000	0	370,000	0	370,000	370,000	0	0	0	0	370,000
CTGY-CIP Contingency - CIP	37,000	0	37,000	0	37,000	37,000	0	0	0	0	37,000
EDA Eng/Design/Admin	25,000	0	25,000	0	25,000	25,000	0	0	0	0	25,000
Expenditure Totals:	450,000	0	450,000	0	450,000	450,000	0	0	0	0	450,000

Fund Balance Required	Budget+Prop. Inc./Dec.	Available+Prop. Inc./Dec.
JPA - TRRP Special Revenue Fund - CIP-6710	450,000	450,000

Public Safety



City of Modesto

Project #: 101065

MFD - Station 1 Roof Replacement and Repainting



City of Modesto: 2024-28 Capital Improvement Program

MFD - Station 1 Roof Replacement and Repainting (Non-Capital)

101065

Capital Un-sponsored

<i>Cost Center:</i> s-18999	<i>Category:</i> Fire	<i>Start Date:</i> 2018
<i>Hosting Fund:</i> Special Fund for Capital Outlay-3120	<i>Type Class:</i> Fire Department	<i>End Date:</i>
<i>Element Listing:</i> Public Safety	<i>Area:</i> Within City	<i>Status:</i> New
<i>Classification:</i> Replacement	<i>Manager:</i> Ernst, Alan Edward	<i>Const. Code:</i> New or Future

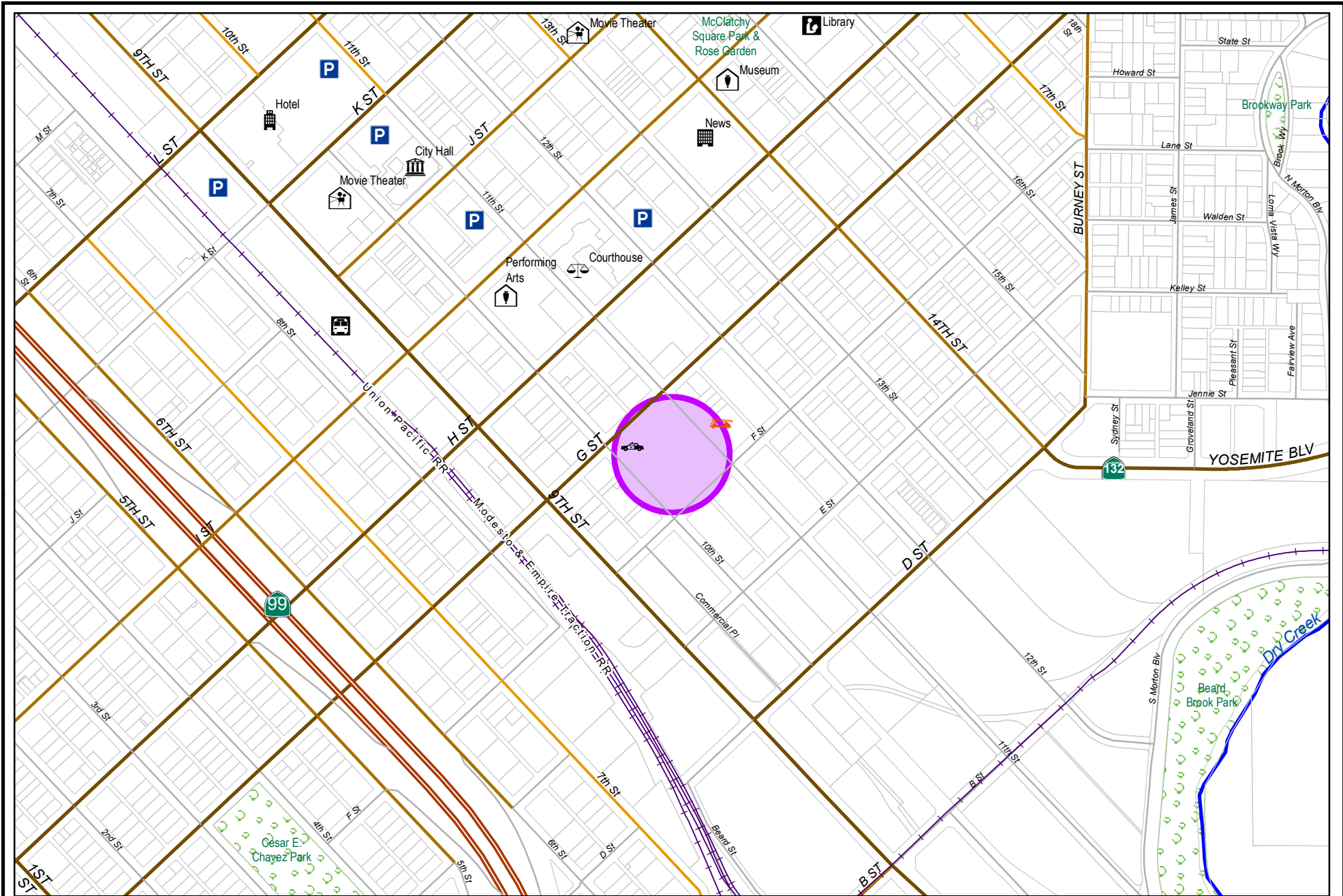
Proj Desc: Station 1, located at 610 11th Street, has a roof that is in need of immediate replacement. Several layers of roofing material have deteriorated over the years due to water damage causing leaks in multiple locations which has in-turn caused damage to the ceiling and flooring in areas. The exterior of the building is in need of new paint, with the old paint needing to be removed/abated.

Proj Stat: Project has been halted pending future plans for Fire Station 1.

Revenues	Budget	Actuals+Commit	Available	Prop. Inc./Dec. for 23-24	Bud + Prop. Incr/Decr	Avail.+ Prop. Incr/Decr	24-25	25-26	26-27	27-28	Total Budgeted up to 2028
60100 Transfer In from Fund 0100	337,850	337,850	0	0	337,850	0	0	0	0	0	337,850
Revenue Totals:	337,850	337,850	0	0	337,850	0	0	0	0	0	337,850

Expenditures	Budget	Actual+Commit	Available	Prop. Inc./Dec. for 23-24	Budget+Prop. Inc./Dec.	Avail.+Prop. Inc./Dec.	24-25	25-26	26-27	27-28	Total Budgeted up to 2028
Appr Unit D Transfers Out	236,500	236,500	0	0	236,500	0	0	0	0	0	236,500
CA Construction Admin	25,000	169	24,831	0	25,000	24,831	0	0	0	0	25,000
CON Construction	13,500	1,552	11,949	0	13,500	11,949	0	0	0	0	13,500
CTGY-CIP Contingency - CIP	25,000	0	25,000	0	25,000	25,000	0	0	0	0	25,000
EDA Eng/Design/Admin	37,850	36,152	1,698	0	37,850	1,698	0	0	0	0	37,850
Expenditure Totals:	337,850	274,372	63,478	0	337,850	63,478	0	0	0	0	337,850

Fund Balance Required	Budget+Prop. Inc./Dec.	Available+Prop. Inc./Dec.
Special Fund for Capital Outlay-3120	0	63,478



City of Modesto

Project #: 101448

MPD - Real Time Crime Center Construction



City of Modesto: 2024-28 Capital Improvement Program

MPD - Real Time Crime Center Construction

101448
Capital Un-sponsored

<i>Cost Center:</i> 19999	<i>Category:</i> Police	<i>Start Date:</i> 2022
<i>Hosting Fund:</i> American Rescue Grants Fund-1390	<i>Type Class:</i> Police	<i>End Date:</i> 2023
<i>Element Listing:</i> Public Safety	<i>Area:</i> Within City	<i>Status:</i> New
<i>Classification:</i> Improvements	<i>Manager:</i> Gillespie, Brandon Ira	<i>Const. Code:</i> New or Future

Proj Desc:

Proj Stat:

Revenues	Budget	Actuals+Commit	Available	Prop. Inc./Dec. for 23-24	Bud + Prop. Incr/Decr	Avail.+ Prop. Incr/Decr	24-25	25-26	26-27	27-28	Total Budgeted up to 2028
42022 Intergov - Federal - American Rescue Plan Act (ARPA)	0	179	-179	0	0	-179	0	0	0	0	0
60100 Transfer In from Fund 0100	1,000,000	0	1,000,000	0	1,000,000	1,000,000	0	0	0	0	1,000,000
61342 Transfer In from Fund 1342	50,000	0	50,000	0	50,000	50,000	0	0	0	0	50,000
Revenue Totals:	1,050,000	179	1,049,821	0	1,050,000	1,049,821	0	0	0	0	1,400,000

Expenditures	Budget	Actual+Commit	Available	Prop. Inc./Dec. for 23-24	Budget+Prop. Inc./Dec.	Avail.+Prop. Inc./Dec.	24-25	25-26	26-27	27-28	Total Budgeted up to 2028
CON Construction	1,000,000	0	1,000,000	0	1,000,000	1,000,000	0	0	0	0	1,000,000
EDA Eng/Design/Admin	50,000	45,177	4,823	0	50,000	4,823	0	0	0	0	50,000
Expenditure Totals:	1,050,000	45,177	1,004,823	0	1,050,000	1,004,823	0	0	0	0	1,050,000

Fund Balance Required	Budget+Prop. Inc./Dec.	Available+Prop. Inc./Dec.
American Rescue Grants Fund-1390	0	-44,998

TRANSPORTATION FACILITIES

SYSTEM OVERVIEW

The Transportation Facilities portion of the CIP provides projects that maintain, upgrade and expand the City's system of streets, bridges, traffic control devices, street lighting and sidewalks.

The City currently maintains 634 center lane miles of streets consisting of 121 million square feet of pavement surface area. The replacement cost for the City's streets is estimated at \$979 million in today's dollars. The City is also responsible for 22 bridge structures (14 of which are canal crossings), three pedestrian crossings of waterways, and three pedestrian crossings over streets. In addition, the City also maintains the bridge decks and pavement markings on another 13 structures that cross State Route 99 in the City's jurisdiction.

Design, construction, maintenance, and rehabilitation of traffic signals, roundabouts, sign and pavement markings are also City responsibilities. The City maintains 220 traffic signals, 12,387 street lights, 43 flashing beacons, 21 lighted crosswalks, 80 school flashing beacons, 7 warning beacons, 21 crosswalk beacons, 12 communication hubs, 18 roundabouts and 29,673 traffic signs. The signals Modesto maintains include 160 in Modesto, 52 for Stanislaus County, and 8 for Riverbank.

Developers typically construct new residential and collector streets. The right-of-way is dedicated to the City once construction is complete. Major streets with right-of-way requirements greater than 80' total width are the shared responsibility of the fronting landowner and the City, with the property owner responsible for the first 40' of right-of-way improvements and the City responsible for the remainder. The City share is normally funded through Capital Facilities Fees (CFF). Expressway improvements are funded by CFF funds and the property owner is reimbursed for any right-of-way needed for an expressway.



Reconstructed Coffee/Claratina Roundabout



MEASURE L

In November of 2016, Stanislaus County voters approved Measure L, a county-wide, 0.5% sales tax for transportation purposes. The tax went into effect in April of 2017 and is estimated to generate \$960M over its 25-year life span. The City of Modesto receives roughly \$9M per year for street maintenance and local projects. The Measure also includes \$269M for regional projects such as SR-132, North County Corridor, the SR-99/Briggsmore Ave. Interchange and the SR-99/Standiford Interchange.

UTILIZATION OF REGIONAL MEASURE L FUNDS

In May of 2017, utilizing CFF and regional Measure L funds, the City began the design and right of way acquisition phases of the State Route 132 West Freeway/Expressway Phase 1 project. Design was completed and construction began in December, 2019. This project is nearly four miles in length and will include the construction of a two-lane (one lane in each direction) facility connecting Needham Street to Dakota Avenue. It includes four bridge crossings at SR-99, Emerald Ave., Carpenter Rd and Rosemore Ave.



The project is funded with a complex matrix of funding sources including a \$21M Trade Corridor Enhancement grant from the State SB-1 program, a \$9M TIGER grant from the USDOT, \$43M of Regional Measure L funds, \$40M of State Transportation Improvement Program (STIP) funds and other state, federal and local funds. Construction is anticipated to be complete in 2022.

TRANSPORTATION ENGINEERING DESIGN

Transportation dollars are used and managed across various divisions and departments within the City. Current needs have been identified that greatly exceed available funding, thus a comprehensive plan is needed to provide a look ahead to see how to maximize use of available transportation funding. In FY19/20, a **5-Year Measure L Plan** was prepared to identify, evaluate and prioritize the City's Measure L local funded projects for Fiscal Year 2019-20 through 2023-24. In general, the plan describes and prioritizes various Measure L-funded Capital Improvement Projects and Programs to best ensure the City maintains a safe and reliable transportation system.

Several projects were completed in FY22/23, including:

The Crows Landing Road Pavement Rehabilitation was completed in 2022. The project included pavement rehabilitation, restriping, ADA ramp upgrades and new center median from just south of highway 99 to hatch Road.

The Paradise Road Pavement Rehabilitation was completed in 2022. The project included pavement rehabilitation, restriping, ADA ramp upgrades and new bike lanes from Carpenter Road to Sheridan Street.

A **five-year Transportation Plan** was prepared in FY19/20 to identify, evaluate and prioritize the City of Modesto's transportation-related operations and maintenance programs, and capital improvement projects and programs, and present one comprehensive plan that covers all modes of travel and available transportation funding. The plan was developed in collaboration with the Transportation Engineering & Design (TED) Division of the Community and Economic Development Department; the Traffic Operations Division, Streets Division, and Transit Division of the Public Works Department; and the Finance Department.

Looking forward to FY23/24, TED anticipates completion of:

Construction of **Pelandale Neighborhood Pavement Rehabilitation Project**
Construction of **Virginia Corridor Trail Maintenance Project**

Construction of **Briggsmore Avenue Pavement Rehabilitation Project**
Construction of **Orangeburg Avenue Pavement Rehabilitation Project Phase 1**
Construction of **Paradise Road Area Pedestrian and Bicycle Safety Project**

TRAFFIC ENGINEERING

Funding for Transportation Facilities CIP projects comes primarily from gas tax revenues, Capital Facilities Fees (CFF), Measure L funds, assessment districts, and State and Federal Highway Administration grants, which are usually administered by State agencies.

The Traffic Engineering division is involved in several areas of improvement such as construction of new traffic signals and roundabouts, modifications of existing signals, expansion of the ATMS/CCTV system, traffic signal coordination, improvement of existing street lighting, restriping various corridors, traffic improvements, and intersection upgrades.

Staff will continue to apply for Federal Congestion Mitigation and Air Quality (CMAQ) grants for various transportation facilities improvement and safety projects.

MAJOR ACCOMPLISHMENTS IN Fiscal Year 2022/2023

- Converted all qualified school areas to 15 mph zones
- Converted over 100 High Voltage Circuit Lights to low voltage LED
- Installed 220 vehicle detection cameras for 59 intersections within the City – New detection cameras that not only identify traffic vehicles, but also pedestrians and bicyclists
- Completed installing new fiber optic cabling into traffic signal cabinets along Briggsmore, Standiford/Sylvan, and Oakdale to improve communication architecture within the City
- Implemented new synchronizing timing of traffic signals in the downtown area to travel times
- Installed 9 rectangular rapid flashing beacons (RRFB) at School Crosswalks which for safer crossings

HIGHLIGHTS FOR Fiscal Year 2023/2024

- Secure grant funding identified in the “Modesto Traffic Signal



System Master Plan” to fund ITS element projects identified in the Traffic Master Plan

- Purchase and install new signal performance software – Software measuring signal performance and data analytics to improve safety, mobility, and efficiency of signalized intersections
- Complete design of 5 traffic projects and have in construction
- Establish maintenance plans for traffic signs and pavement markings

CITY MAINTENANCE PROJECTS

HIGH VOLTAGE CIRCUIT:

The City currently has a total of 12,387 street lights, of which 539 are high voltage street lights. The high voltage street lights make up 4.5 percent of the street lights within Modesto. Construction for converting the lights began on April 1, 2019 and the City has converted approximately 316 lights as of April 2023, and anticipate to complete another 59 lights before fiscal year end.



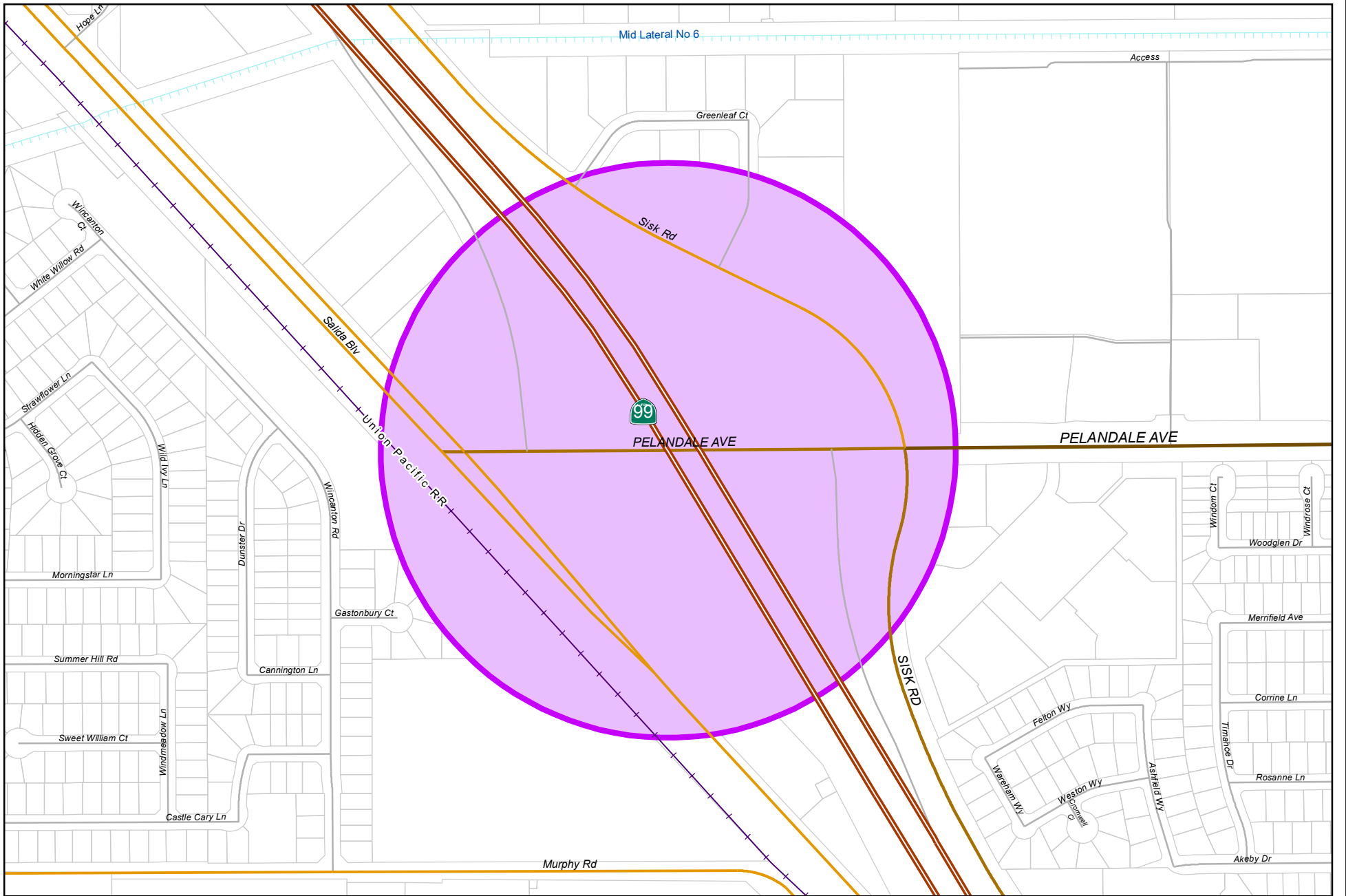
POLICY ISSUES

A major policy issue continues to be how to reverse the trend towards more deferred maintenance of streets. Staff is looking for ways to make street maintenance dollars go as far as possible.

Based on recent construction estimates and maintenance efforts, the cost of bringing all pavement to good condition would be approximately \$504 million dollars. The available funding for the street maintenance program is only a fraction of what is needed to prevent our valuable street infrastructure from further deterioration.

Another policy issue is ensuring that street infrastructure is in place when needed. Roadway infrastructure improvements are costly. Currently, the city collects fees incrementally, just before occupancy. This places the City in a “catch-up” mode. Without some means of financing these improvements earlier in the process, the City is destined to stay behind in this area and roadway improvements will not be funded until after they are needed.

Right-of-way preservation and vehicular access management are two major policy issues facing transportation infrastructure and traffic operations in the City. The capacity of our current transportation infrastructure and General Plan depends upon right-of-way and vehicular access management control policies that are consistently applied to all new development proposals.



City of Modesto

Project #: 100046

PW - Pelandale Interchange at State Route 99



City of Modesto: 2024-28 Capital Improvement Program

CED - Pelandale Interchange at State Route 99 - FHWA - CalTrans-STPL-5059(169) - 2010-20.205 HWY Planning and Con (Suspended)

100046

Capital Un-sponsored

<i>Cost Center:</i> 14999	<i>Category:</i> Traffic Circulation	<i>Start Date:</i> 2011
<i>Hosting Fund:</i> Streets Capital Facility Fee Fund-3410	<i>Type Class:</i> Major Street Improvements	<i>End Date:</i> 2023
<i>Element Listing:</i> Comm Svcs & Fac	<i>Area:</i> Within City	<i>Status:</i> Active
<i>Classification:</i> Replacement	<i>Manager:</i> Sandhu, Balhar	<i>Const. Code:</i> Not Awarded

Proj Desc: Reconstruction of the Pelandale Interchange at SR 99.

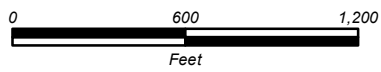
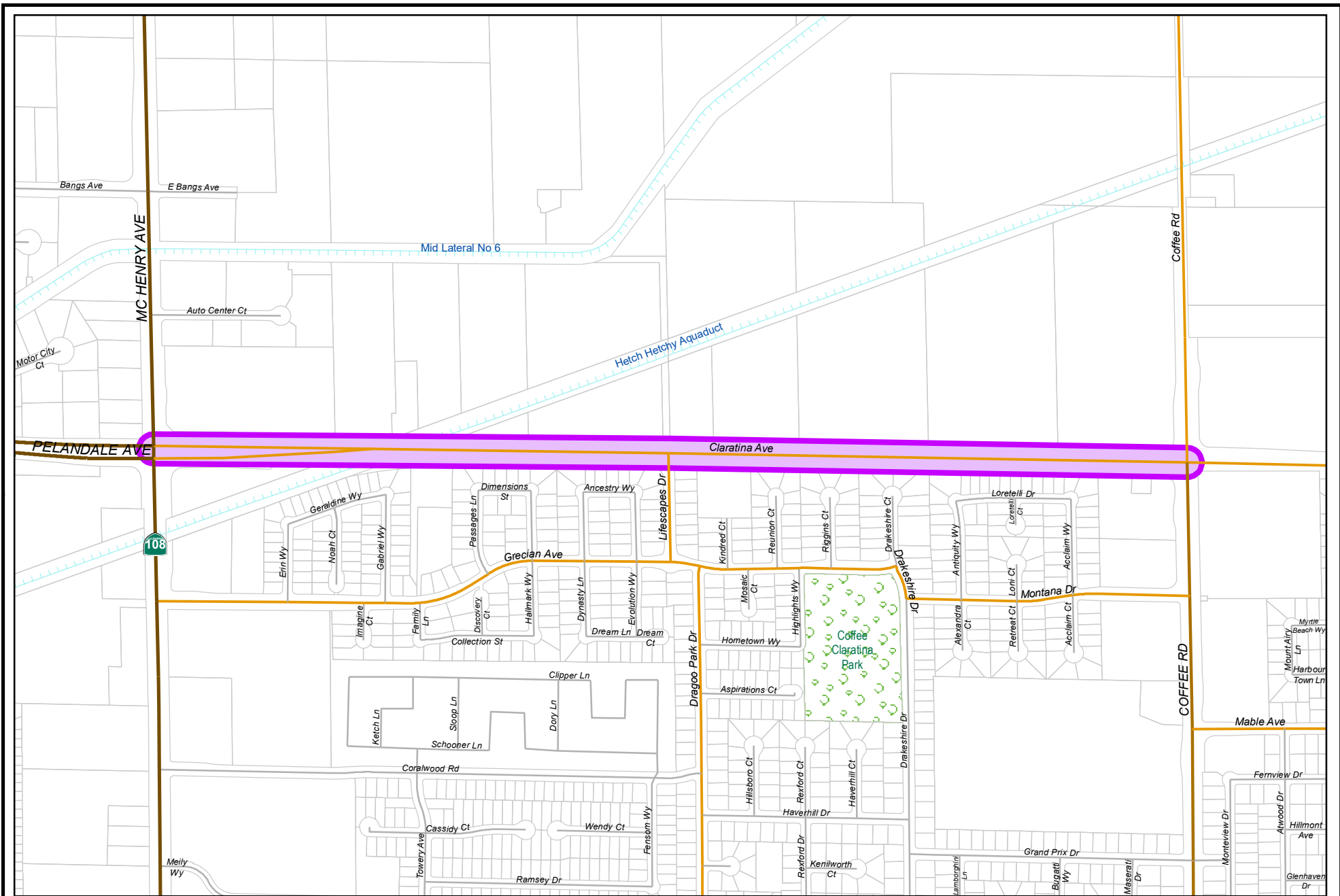
Background: This project was established to allow the City of Modesto to assume the lead role in the Pelandale Interchange project. Project Approval and Environmental Document (PA&ED) phase was completed on December 21, 2009. On February 3, 2009, the City Council approved a Cooperative Agreement with Caltrans approving the City as the lead agency to develop Project Plans, Specifications & Estimates (PS&E) PS&E is 100% completed. Funds for PS&E included \$2,646,509 federal RSTP and \$1,300,000 Local CFF. City received \$41,630,000 State Proposition 1B savings for construction.

Proj Stat: Staff is waiting on AT&T payment to be finalized to close out the project.

Revenues	Budget	Actuals+Commit	Available	Prop. Inc./Dec. for 23-24	Bud + Prop. Incr/Decr	Avail.+ Prop. Incr/Decr	24-25	25-26	26-27	27-28	Total Budgeted up to 2028
42110 Intergov - State - CA Department of Transportation	2,646,401	2,570,213	76,188	0	2,646,401	76,188	0	0	0	0	2,646,401
42301 Intergov - County Contribution/Reimbursement	156,048	156,048	0	0	156,048	0	0	0	0	0	156,048
43240 CS - CD - Capital Facility Fees	3,451,401	0	3,451,401	0	3,451,401	3,451,401	0	0	0	0	3,451,401
Revenue Totals:	6,253,850	2,726,261	3,527,589	0	6,253,850	3,527,589	0	0	0	0	6,253,850

Expenditures	Budget	Actual+Commit	Available	Prop. Inc./Dec. for 23-24	Budget+Prop. Inc./Dec.	Avail.+Prop. Inc./Dec.	24-25	25-26	26-27	27-28	Total Budgeted up to 2028
CC Consultant Charges	3,072,430	3,072,430	0	0	3,072,430	0	0	0	0	0	3,072,430
EDA Eng/Design/Admin	594,627	596,673	-2,046	0	594,627	-2,046	0	0	0	0	594,627
ENV CIP - Environmental	650,000	650,000	0	0	650,000	0	0	0	0	0	650,000
LA Land Acquisition	4,309,479	4,272,615	36,864	0	4,309,479	36,864	0	0	0	0	4,309,479
UE Utility and EIR	883,451	591,426	292,025	0	883,451	292,025	0	0	0	0	883,451
Expenditure Totals:	9,509,987	9,183,143	326,844	0	9,509,987	326,844	0	0	0	0	9,509,987

Fund Balance Required	Budget+Prop. Inc./Dec.	Available+Prop. Inc./Dec.
Streets Capital Facility Fee Fund-3410	3,256,137	-3,200,744



City of Modesto

Project #: 100051

CED - Claratina: McHenry to Coffee (4 Lanes & Intersection Improvements)



City of Modesto: 2024-28 Capital Improvement Program

CED - Claratina: McHenry to Coffee (4 Lanes & Intersection Improvements)

100051

Capital Un-sponsored

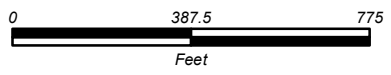
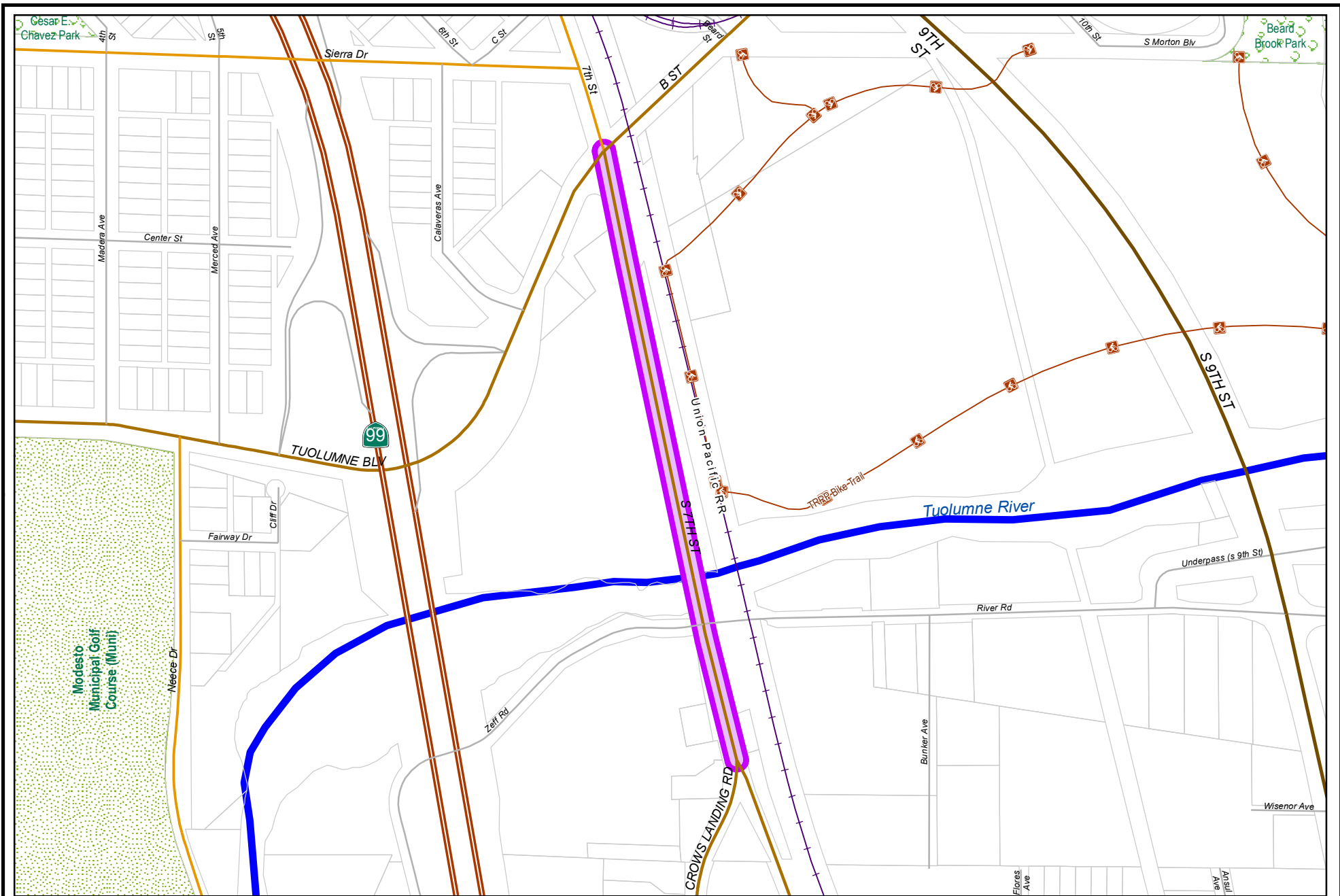
<i>Cost Center:</i> 14999	<i>Category:</i> Traffic Circulation	<i>Start Date:</i>
<i>Hosting Fund:</i> Streets Capital Facility Fee Fund-3410	<i>Type Class:</i> Expressway Improvements	<i>End Date:</i>
<i>Element Listing:</i> Comm Svcs & Fac	<i>Area:</i> Coffee-Claratina	<i>Status:</i> Active
<i>Classification:</i> Improvements	<i>Manager:</i> Soares, Phillip A	<i>Const. Code:</i> Not Awarded

Proj Desc: This project will reconstruct and widen Claratina Ave. beginning approx. 1400 ft. east of McHenry Ave. to the Claratina / Coffee intersection with roadway transition improvements north, south and east of the intersection. Right-of-way acquisition is required along with possible relocation of PG&E gas regulator station improvements.

Proj Stat: Several conceptual designs have been designed and considered within the project Traffic Evaluation Report. PG&E's gas regulator station is not moving. Temporary roundabout at Coffee Rd was improved in Summer 2020.

Expenditures	Budget	Actual+Commit	Available	Prop. Inc./Dec. for 23-24	Budget+Prop. Inc./Dec.	Avail.+Prop. Inc./Dec.	24-25	25-26	26-27	27-28	Total Budgeted up to 2028
CA Construction Admin	0	0	0	0	0	0	0	0	0	0	0
CON Construction	599,260	599,260	0	0	599,260	0	0	0	0	0	599,260
CTGY Contingency - CIP	0	0	0	0	0	0	0	0	0	0	0
DR Develop Reimburse	2,959,761	2,959,761	0	0	2,959,761	0	0	0	0	0	2,959,761
EDA Eng/Design/Admin	1,402,167	1,146,338	255,829	0	1,402,167	255,829	0	0	0	0	1,402,167
ENV CIP - Environmental	50,000	8,589	41,411	0	50,000	41,411	0	0	0	0	50,000
LA Land Acquisition	851,723	51,943	799,780	0	851,723	799,780	0	0	0	0	851,723
UE Utility and EIR	200,000	287	199,713	0	200,000	199,713	0	0	0	0	200,000
Expenditure Totals:	6,062,911	4,766,177	1,296,734	0	6,062,911	1,296,734	0	0	0	0	6,062,911

Fund Balance Required	Budget+Prop. Inc./Dec.	Available+Prop. Inc./Dec.
Streets Capital Facility Fee Fund-3410	6,062,911	1,296,734



City of Modesto

Project #: 100586

CED - 7th Street Bridge at Tuolumne River



City of Modesto: 2024-28 Capital Improvement Program

CED - 7th Street Bridge at Tuolumne River - FHWA - CalTrans-BRLS-5938(167)-2010-20.205 HWY Planning and CON

100586

Capital Un-sponsored

<i>Cost Center:</i> 14999	<i>Category:</i> Traffic Circulation	<i>Start Date:</i> 2011
<i>Hosting Fund:</i> Streets Capital Facility Fee Fund-3410	<i>Type Class:</i> Major Street Improvements	<i>End Date:</i>
<i>Element Listing:</i> Comm Svcs & Fac	<i>Area:</i> Within City	<i>Status:</i> Active
<i>Classification:</i> Improvements	<i>Manager:</i> Wells, Toby	<i>Const. Code:</i> New or Future

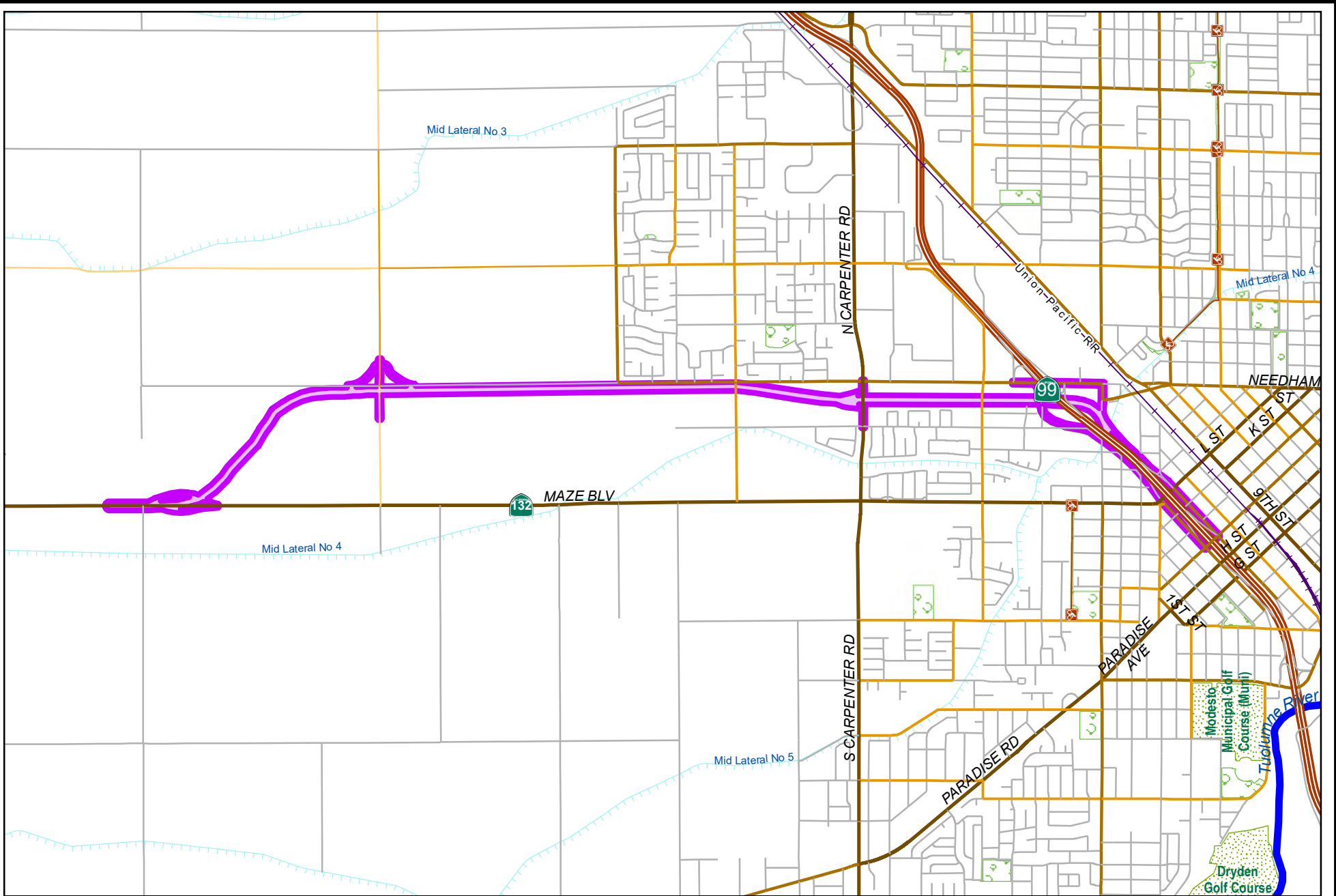
Proj Desc: Replace the 7th Street Bridge over the Tuolumne River. Stanislaus County is the lead agency for this project. It is expected that 88.53% of the project costs will be federally funded. The City and County will share in the cost of the local match requirement per the terms stated in the Memorandum of Understanding.

Proj Stat: Stanislaus County awarded a contract to Biggs Cardosa to prepare project plans, specifications, & estimates in December, 2019. PS&E is 95% complete as of 1/1/2023. Construction is anticipated to begin in Summer 2024.

Revenues	Budget	Actuals+Commit	Available	Prop. Inc./Dec. for 23-24	Bud + Prop. Incr/Decr	Avail.+ Prop. Incr/Decr	24-25	25-26	26-27	27-28	Total Budgeted up to 2028
42015 Intergov - Federal - Federal Highway Administration (DOT)	0	167,447	-167,447	0	0	-167,447	0	0	0	0	0
42110 Intergov - State - CA Department of Transportation	202,018	0	202,018	0	202,018	202,018	0	0	0	0	202,018
Revenue Totals:	202,018	167,447	34,571	0	202,018	34,571	0	0	0	0	202,018

Expenditures	Budget	Actual+Commit	Available	Prop. Inc./Dec. for 23-24	Budget+Prop. Inc./Dec.	Avail.+Prop. Inc./Dec.	24-25	25-26	26-27	27-28	Total Budgeted up to 2028
EDA Eng/Design/Admin	452,018	235,636	216,382	0	452,018	216,382	0	0	0	0	452,018
LM Local Match	949,893	264,470	685,423	0	949,893	685,423	0	0	0	0	949,893
Expenditure Totals:	1,401,911	500,107	901,804	0	1,401,911	901,804	0	0	0	0	1,401,911

Fund Balance Required	Budget+Prop. Inc./Dec.	Available+Prop. Inc./Dec.
Streets Capital Facility Fee Fund-3410	1,199,893	867,233



City of Modesto

Project #: 100614

CED - State Route 132 West Expressway



City of Modesto: 2024-28 Capital Improvement Program

**CED - State Route 132 West Expressway-FHWA-CalTrans-HPLUL-5059(230)-2018-20.205
HWY Planning and CON**

100614

Capital Un-sponsored

<i>Cost Center:</i> 14999	<i>Category:</i> Traffic Circulation	<i>Start Date:</i> 2011
<i>Hosting Fund:</i> Streets Capital Facility Fee Fund-3410	<i>Type Class:</i> Expressway Improvements	<i>End Date:</i> 2024
<i>Element Listing:</i> Comm Dev	<i>Area:</i> System Wide	<i>Status:</i> Active
<i>Classification:</i> Improvements	<i>Manager:</i> Rawles, John W	<i>Const. Code:</i> Under Construction

Proj Desc: Construct 2 lane expressway between Needham and Dakota Ave. This phase of the project houses all the right of way and acquisition activity. Project 101119 houses the construction phase of the project.

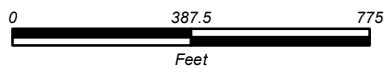
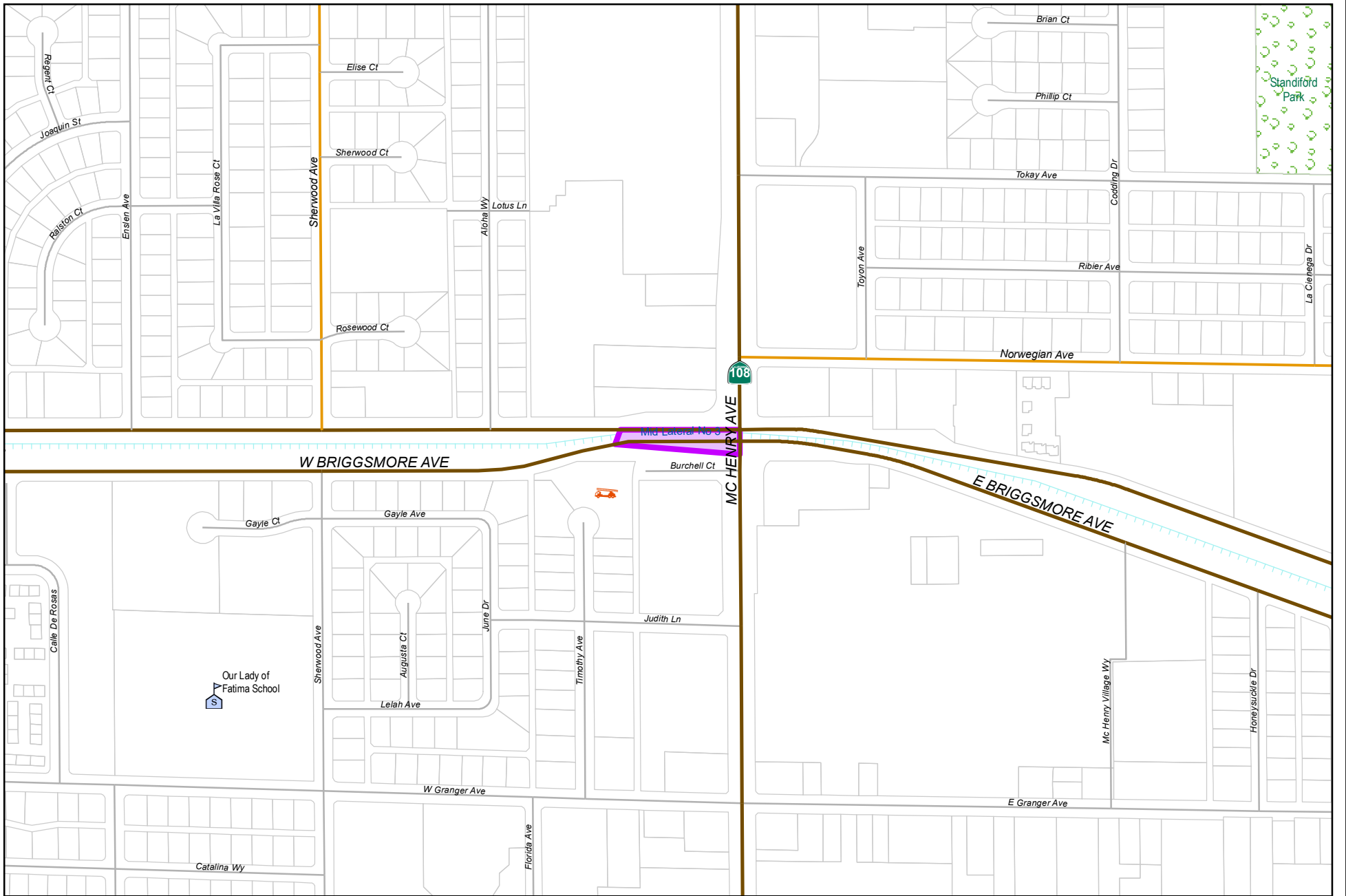
Proj Stat: Construction to be completed June 2023

Revenues	Budget	Actuals+Commit	Available	Prop. Inc./Dec. for 23-24	Bud + Prop. Incr/Decr	Avail. + Prop. Incr/Decr	24-25	25-26	26-27	27-28	Total Budgeted up to 2028
42110 Intergov - State - CA Department of Transportation	6,108,881	2,653,040	3,455,841	0	6,108,881	3,455,841	0	0	0	0	6,108,881
42301 Intergov - County Contribution/Reimbursement	5,000,000	4,526,980	473,020	0	5,000,000	473,020	0	0	0	0	5,000,000
42330 Intergov - Measure L Regional Funds	14,400,000	13,969,753	430,247	0	14,400,000	430,247	0	0	0	0	14,400,000
43240 CS - CD - Capital Facility Fees	4,415,000	0	4,415,000	0	4,415,000	4,415,000	0	0	0	0	4,415,000
46004 Miscellaneous Lease	45,270	54,550	-9,280	0	45,270	-9,280	0	0	0	0	45,270
47005 Miscellaneous Revenue	0	0	0	0	0	0	0	0	0	0	0
Revenue Totals:	29,969,151	21,204,323	8,764,828	0	29,969,151	8,764,828	0	0	0	0	29,969,151

Expenditures	Budget	Actual+Commit	Available	Prop. Inc./Dec. for 23-24	Budget+Prop. Inc./Dec.	Avail. +Prop. Inc./Dec.	24-25	25-26	26-27	27-28	Total Budgeted up to 2028
CA-ML CA-Measure L	213	213	0	0	213	0	0	0	0	0	213
CTGY-ML CTGY-Measure L	0	20	-20	0	0	-20	0	0	0	0	0
EDA Eng/Design/Admin	532,711	36,724	495,987	0	532,711	495,987	0	0	0	0	532,711
EDA-CFF EDA-Streets CFF	510,130	517,362	-7,232	0	510,130	-7,232	0	0	0	0	510,130
EDA-ML EDA-Measure L	9,038,437	9,034,401	4,036	0	9,038,437	4,036	0	0	0	0	9,038,437
ENV Environmental	0	0	0	0	0	0	0	0	0	0	0
ENV-CFF ENV-Streets CFF	114,293	114,293	0	0	114,293	0	0	0	0	0	114,293
LA Land Acquisition	0	0	0	0	0	0	0	0	0	0	0
LA-CFF LA-Streets CFF	4,690,335	4,681,821	8,514	0	4,690,335	8,514	0	0	0	0	4,690,335
LA-CFFCPSI LA-CFF CPSI	662,701	662,701	0	0	662,701	0	0	0	0	0	662,701
LA-CFF-Nossaman LA-CFF-Nossaman	1,467,139	1,467,139	0	0	1,467,139	0	0	0	0	0	1,467,139
LA-DEMO LA-DEMO Funds	3,783,968	3,783,968	0	96	3,783,968	0	0	0	0	0	3,783,968

LA-EARMARK LA-Earmark Repurpose	0	0	0	0	0	0	0	0	0	0	0
LA-ML LA-Measure L	1,147,863	1,147,863	0	0	1,147,863	0	0	0	0	0	1,147,863
LA-MLCPSI LA-Measure L CPSI	3,252,137	3,252,137	0	0	3,252,137	0	0	0	0	0	3,252,137
LA-PFF LA-PFF Funds	5,000,000	5,000,000	0	0	5,000,000	0	0	0	0	0	5,000,000
LA-RIP LA-RIP Funds	500,000	500,000	0	0	500,000	0	0	0	0	0	500,000
LA-RSTP LA-RSTP Funds	3,240,778	3,240,778	0	0	3,240,778	0	0	0	0	0	3,240,778
UR-ML UR-Measure L	600,000	600,000	0	0	600,000	0	0	0	0	0	600,000
<hr/>											
Expenditure Totals:	34,540,705	34,039,419	501,286	0	34,540,705	501,286	0	0	0	0	34,540,705
<hr/>											

Fund Balance Required	Budget+Prop. Inc./Dec.	Available+Prop. Inc./Dec.
Streets Capital Facility Fee Fund-3410	4,571,554	-8,263,542



City of Modesto

Project #: 100632

PW-Right Turn Lane Southbound McHenry Ave to Westbound Briggsmore Ave.



City of Modesto: 2024-28 Capital Improvement Program

CED - Right Turn Lane Southbound McHenry Ave to Westbound Briggsmore Ave-FHWA-CalTrans-CML-5059(186)-2011-20.205 HWY Planning and Con (Suspended)

100632

Capital Un-sponsored

<i>Cost Center:</i> 14999	<i>Category:</i> Traffic Circulation	<i>Start Date:</i> 2011
<i>Hosting Fund:</i> Streets Capital Facility Fee Fund-3410	<i>Type Class:</i> Intersection Upgrade	<i>End Date:</i> 2023
<i>Element Listing:</i> Comm Dev	<i>Area:</i> Within City	<i>Status:</i> Active
<i>Classification:</i> Improvements	<i>Manager:</i> Sandhu, Sandeep	<i>Const. Code:</i> Construction Completed

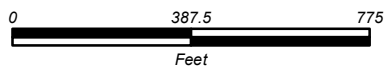
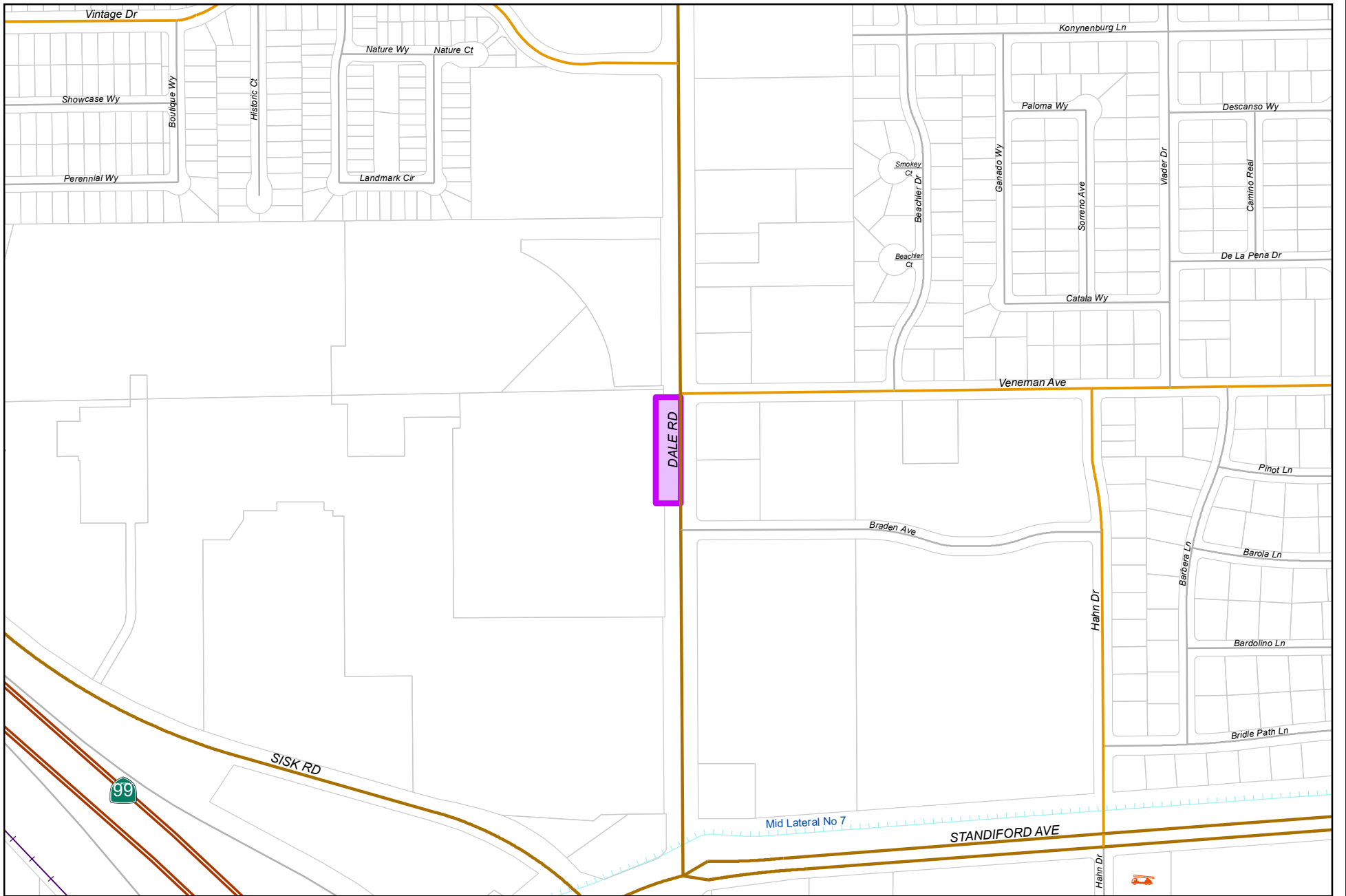
Proj Desc: This project provides funding to widen and install right turn lane at southbound McHenry Avenue to westbound Briggsmore Avenue. The work to be done includes curb, gutter, sidewalk, traffic signal modifications and paving to add right-turn lane.

Proj Stat: Construction completed.

Revenues	Budget	Actuals+Commit	Available	Prop. Inc./Dec. for 23-24	Bud + Prop. Incr/Decr	Avail.+ Prop. Incr/Decr	24-25	25-26	26-27	27-28	Total Budgeted up to 2028
42110 Intergov - State - CA Department of Transportation	1,887,592	1,630,267	257,325	0	1,887,592	257,325	0	0	0	0	1,887,592
43240 CS - CD - Capital Facility Fees	194,300	190,300	4,000	0	194,300	4,000	0	0	0	0	194,300
61420 Transfer in from Fund 1420	40,000	40,000	0	0	40,000	0	0	0	0	0	40,000
Revenue Totals:	2,121,892	1,860,567	261,325	0	2,121,892	261,325	0	0	0	0	2,121,892

Expenditures	Budget	Actual+Commit	Available	Prop. Inc./Dec. for 23-24	Budget+Prop. Inc./Dec.	Avail.+Prop. Inc./Dec.	24-25	25-26	26-27	27-28	Total Budgeted up to 2028
CA Construction Admin	333,172	247,029	86,143	0	333,172	86,143	0	0	0	0	333,172
CCF City Construct Force	25,000	0	25,000	0	25,000	25,000	0	0	0	0	25,000
CON Construction	1,933,975	1,133,006	800,969	0	1,933,975	800,969	0	0	0	0	1,933,975
CTGY-CIP Contingency - CIP	203,380	89,349	114,031	0	203,380	114,031	0	0	0	0	203,380
EDA Eng/Design/Admin	253,000	249,470	3,530	0	253,000	3,530	0	0	0	0	253,000
LA Land Acquisition	240,605	240,605	0	0	240,605	0	0	0	0	0	240,605
UE Utility and EIR	32,760	19,388	13,372	0	32,760	13,372	0	0	0	0	32,760
Expenditure Totals:	3,021,892	1,978,847	1,043,045	0	3,021,892	1,043,045	0	0	0	0	3,021,892

Fund Balance Required	Budget+Prop. Inc./Dec.	Available+Prop. Inc./Dec.
Streets Capital Facility Fee Fund-3410	900,000	781,719



City of Modesto

Project #: 100727

CED - Bus Turnout SB Dale Rd, South of Veneman - CML 5059 (197)



City of Modesto: 2024-28 Capital Improvement Program

**CED - Bus Turnout SB Dale Rd, South of Veneman-FHWA-CalTrans-CML 5059 (197)-
2012-20.205 HWY Planning and Con (Suspended)**

100727

Capital Un-sponsored

<i>Cost Center:</i> 14999	<i>Category:</i> Traffic Circulation	<i>Start Date:</i> 2012
<i>Hosting Fund:</i> Capital Grants - Streets CIP Projects-3160	<i>Type Class:</i> Low Cost Traffic Improvements	<i>End Date:</i> 2023
<i>Element Listing:</i> Comm Dev	<i>Area:</i> Within City	<i>Status:</i> Active
<i>Classification:</i> Improvements	<i>Manager:</i> Sandhu, Sandeep	<i>Const. Code:</i> To be Closed

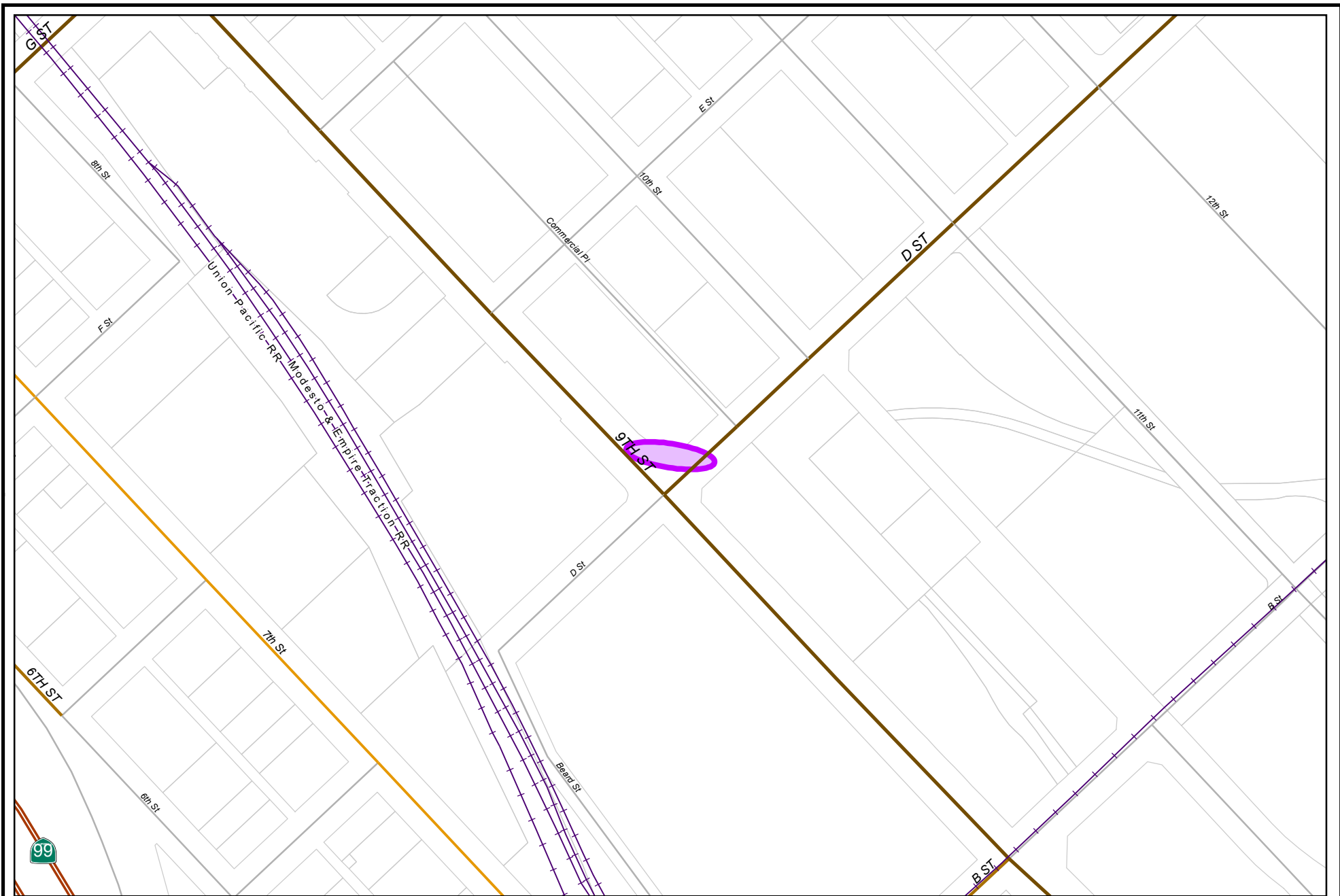
Proj Desc: PW - Bus Turnout SB Dale Rd, South of Veneman -CML 5059 (197)

Proj Stat: Council Acceptance on January 28, 2020. Warranty period ended January 28, 2021. Submittal of Final Report to Caltrans is pending

Revenues	Budget	Actuals+Commit	Available	Prop. Inc./Dec. for 23-24	Bud + Prop. Incr/Decr	Avail.+ Prop. Incr/Decr	24-25	25-26	26-27	27-28	Total Budgeted up to 2028
42013 Intergov - Federal - Federal Transit Administration	0	0	0	0	0	0	0	0	0	0	0
42110 Intergov - State - CA Department of Transportation	520,397	489,023	31,374	0	520,397	31,374	0	0	0	0	520,397
61510 Transfer In from Fund 1510	27,052	27,051	1	0	27,052	1	0	0	0	0	27,052
61720 Transfer In from Fund 1720	2,050	2,050	0	0	2,050	0	0	0	0	0	2,050
64510 Transfer In from Fund 4510	378,503	139,026	239,477	0	378,503	239,477	0	0	0	0	378,503
Revenue Totals:	928,002	657,150	270,852	0	928,002	270,852	0	0	0	0	928,002

Expenditures	Budget	Actual+Commit	Available	Prop. Inc./Dec. for 23-24	Budget+Prop. Inc./Dec.	Avail.+Prop. Inc./Dec.	24-25	25-26	26-27	27-28	Total Budgeted up to 2028
CA Construction Admin	73,104	61,201	11,903	0	73,104	11,903	0	0	0	0	73,104
CON Construction	496,000	288,811	207,189	0	496,000	207,189	0	0	0	0	496,000
CTGY-CIP Contingency - CIP	49,600	18,752	30,848	0	49,600	30,848	0	0	0	0	49,600
EDA Eng/Design/Admin	117,296	125,643	-8,347	0	117,296	-8,347	0	0	0	0	117,296
LA Land Acquisition	161,090	145,996	15,094	0	161,090	15,094	0	0	0	0	161,090
UE Utility and EIR	15,000	21,417	-6,417	0	15,000	-6,417	0	0	0	0	15,000
Expenditure Totals:	912,090	661,820	250,270	0	912,090	250,270	0	0	0	0	912,090

Fund Balance Required	Budget+Prop. Inc./Dec.	Available+Prop. Inc./Dec.
Capital Grants - Streets CIP Projects-3160	-15,912	-20,582



City of Modesto

Project #: 100728

CED - Right Turn Lane W B D Street @ NB 9th Street - CML 5059(198)



City of Modesto: 2024-28 Capital Improvement Program

**CED - Right Turn Lane W B D Street @ NB 9th Street - FHWA-CalTrans-CML 5059(198)-
2012-20.205 HWY Planning and Con (Suspended)**

100728

Capital Un-sponsored

<i>Cost Center:</i> 14999	<i>Category:</i> Traffic Circulation	<i>Start Date:</i> 2012
<i>Hosting Fund:</i> Capital Grants - Streets CIP Projects-3160	<i>Type Class:</i> Low Cost Traffic Improvements	<i>End Date:</i> 2022
<i>Element Listing:</i> Comm Dev	<i>Area:</i> Within City	<i>Status:</i> Active
<i>Classification:</i> Improvements	<i>Manager:</i> Sandhu, Sandeep	<i>Const. Code:</i> To be Closed

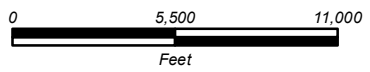
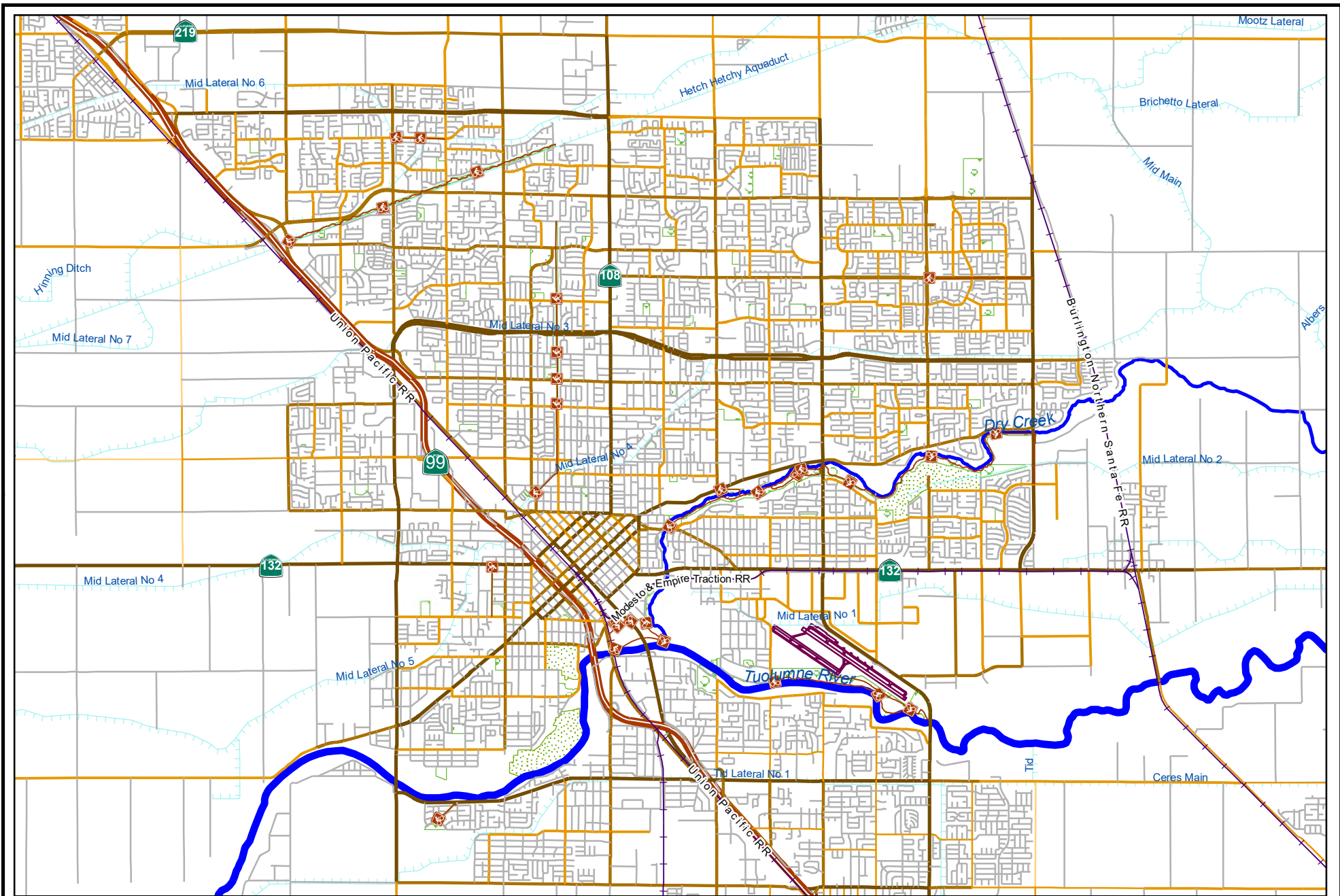
Proj Desc: Right Turn Lane WB D Street @ NB 9th Street - CML 5059 (198)

Proj Stat: Construction complete. Improvements accepted by City Council 12/1/2020. Warranty period will end 12/1/2021. Final report of expenditure to Caltrans will follow.

Revenues	Budget	Actuals+Commit	Available	Prop. Inc./Dec. for 23-24	Bud + Prop. Incr/Decr	Avail.+ Prop. Incr/Decr	24-25	25-26	26-27	27-28	Total Budgeted up to 2028
42013 Intergov - Federal - Federal Transit Administration	115,000	114,999	1	0	115,000	1	0	0	0	0	115,000
42110 Intergov - State - CA Department of Transportation	1,199,936	1,140,835	59,101	0	1,199,936	59,101	0	0	0	0	1,199,936
Revenue Totals:	1,314,936	1,255,834	59,102	0	1,314,936	59,102	0	0	0	0	1,314,936

Expenditures	Budget	Actual+Commit	Available	Prop. Inc./Dec. for 23-24	Budget+Prop. Inc./Dec.	Avail.+Prop. Inc./Dec.	24-25	25-26	26-27	27-28	Total Budgeted up to 2028
CA Construction Admin	159,276	149,055	10,221	0	159,276	10,221	0	0	0	0	159,276
CON Construction	861,843	857,854	3,989	0	861,843	3,989	0	0	0	0	861,843
CTGY-CIP Contingency - CIP	53,684	18,578	35,106	0	53,684	35,106	0	0	0	0	53,684
EDA Eng/Design/Admin	225,133	226,866	-1,733	0	225,133	-1,733	0	0	0	0	225,133
SUP Con Supp Work	0	0	0	0	0	0	0	0	0	0	0
UE Utility Relocation	15,000	9,450	5,550	0	15,000	5,550	0	0	0	0	15,000
Expenditure Totals:	1,314,936	1,261,803	53,133	0	1,314,936	53,133	0	0	0	0	1,314,936

Fund Balance Required	Budget+Prop. Inc./Dec.	Available+Prop. Inc./Dec.
Capital Grants - Streets CIP Projects-3160	0	-5,968



City of Modesto

Project #: 100806

CED - 2016 Pavement Rehabilitation Project



City of Modesto: 2024-28 Capital Improvement Program

**PW - 2016 Pavement Rehabilitation Project-FHWA-CalTrans-STPL-5059(205)-2014-20.205
HWY Planning and Con (Suspended)**

100806

Capital Un-sponsored

<i>Cost Center:</i> 14999	<i>Category:</i> Traffic Circulation	<i>Start Date:</i> 2018
<i>Hosting Fund:</i> Capital Grants - Streets CIP Projects-3160	<i>Type Class:</i> Maintenance	<i>End Date:</i> 2024
<i>Element Listing:</i> Comm Svcs & Fac	<i>Area:</i> Within City	<i>Status:</i> Active
<i>Classification:</i> Maintenance	<i>Manager:</i> Soares, Phillip A	<i>Const. Code:</i> To be Closed

Proj Desc: This is a federally funded pavement rehabilitation project to resurface La Loma, Yosemite, James, Burney. The existing structural section will be analyzed to determine what treatment will be needed to improve the condition of the street. Curb ramps will be upgraded to meet current ADA standards and additional pedestrian safety features.

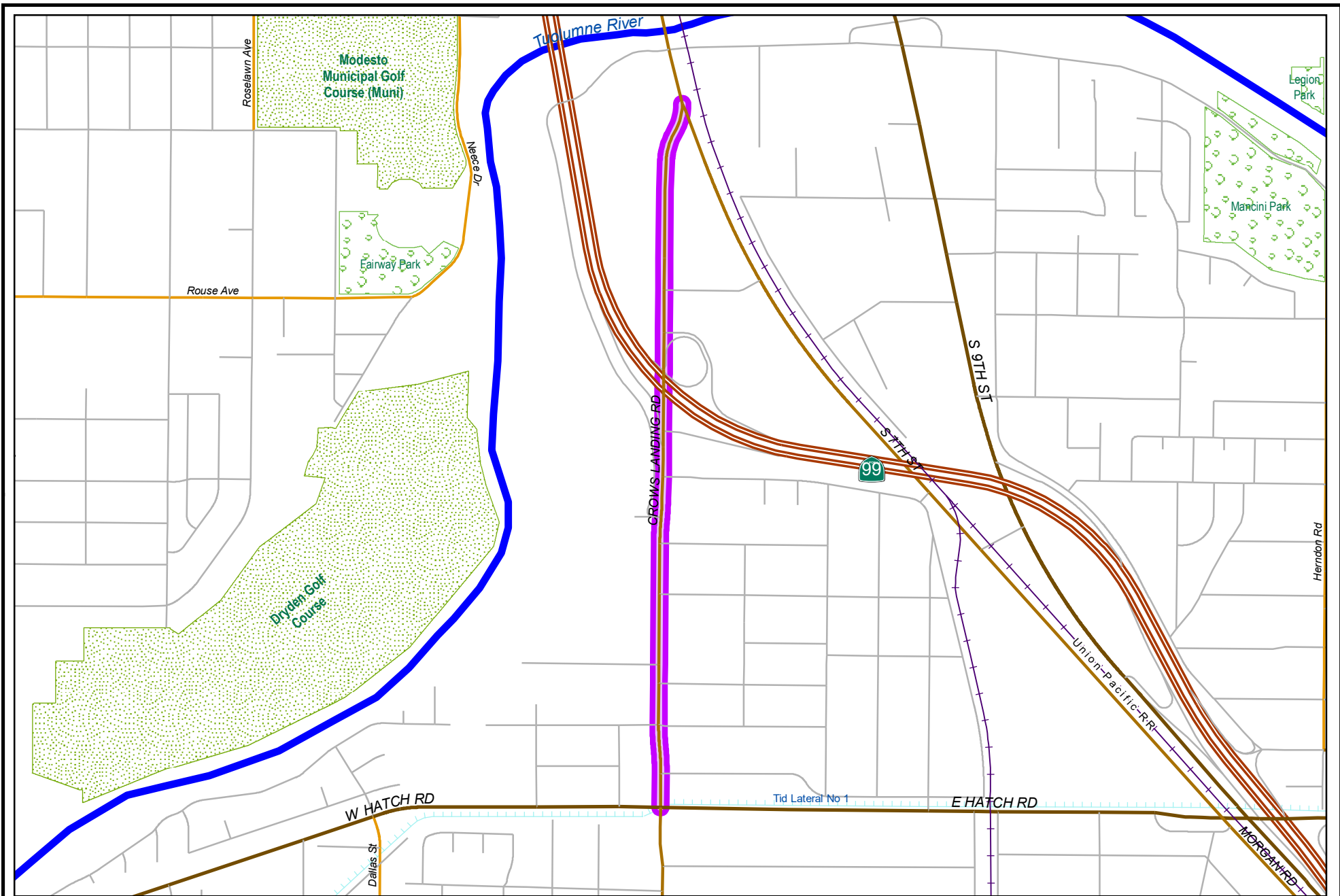
Federal project # STPL-5059(205).

Proj Stat: Construction complete.

Revenues	Budget	Actuals+Commit	Available	Prop. Inc./Dec. for 23-24	Bud + Prop. Incr/Decr	Avail. + Prop. Incr/Decr	24-25	25-26	26-27	27-28	Total Budgeted up to 2028
42090 Intergov - Federal - Miscellaneous	0	0	0	0	0	0	0	0	0	0	0
42110 Intergov - State - CA Department of Transportation	1,857,573	1,749,533	108,040	0	1,857,573	108,040	0	0	0	0	1,857,573
61410 Transfer In from Fund 1410	338,537	63,572	274,965	0	338,537	274,965	0	0	0	0	338,537
61420 Transfer in from Fund 1420	208,125	208,125	0	0	208,125	0	0	0	0	0	208,125
61510 Transfer In from Fund 1510	411,463	411,463	0	0	411,463	0	0	0	0	0	411,463
Revenue Totals:	2,815,698	2,432,693	383,005	0	2,815,698	383,005	0	0	0	0	2,815,698

Expenditures	Budget	Actual+Commit	Available	Prop. Inc./Dec. for 23-24	Budget+Prop. Inc./Dec.	Avail.+Prop. Inc./Dec.	24-25	25-26	26-27	27-28	Total Budgeted up to 2028
CA Construction Admin	434,657	312,318	122,339	0	434,657	122,339	0	0	0	0	434,657
CCF City Construct Force	7,423	9,851	-2,428	0	7,423	-2,428	0	0	0	0	7,423
CON Construction	1,880,845	1,876,985	3,860	0	1,880,845	3,860	0	0	0	0	1,880,845
CTGY-CIP Contingency - CIP	188,084	152,211	35,873	0	188,084	35,873	0	0	0	0	188,084
EDA Eng/Design/Admin	304,689	306,441	-1,752	0	304,689	-1,752	0	0	0	0	304,689
Expenditure Totals:	2,815,698	2,657,806	157,892	0	2,815,698	157,892	0	0	0	0	2,815,698

Fund Balance Required	Budget+Prop. Inc./Dec.	Available+Prop. Inc./Dec.
Capital Grants - Streets CIP Projects-3160	0	-225,113



City of Modesto

Project #: 100881

CED - Pavement Rehabilitation of Crows Landing Rd, Pelandale Ave & Standiford Ave



City of Modesto: 2024-28 Capital Improvement Program

**CED - Pavement Rehabilitation of Crows Landing Rd, Pelandale Ave & Standiford Ave-
FHWA-CalTrans-STPL-5059(208)-2014-20.205 HWY Planning and Con - Capital and Non-
Capital Mix - Suspended**

100881

Capital Un-sponsored

<i>Cost Center:</i> 14999	<i>Category:</i> Traffic Circulation	<i>Start Date:</i> 2015
<i>Hosting Fund:</i> Capital Grants - Streets CIP Projects-3160	<i>Type Class:</i> Maintenance	<i>End Date:</i> 2024
<i>Element Listing:</i> Comm Svcs & Fac	<i>Area:</i> Within City	<i>Status:</i> Active
<i>Classification:</i> Maintenance	<i>Manager:</i> Soares, Phillip A	<i>Const. Code:</i> Construction Completed

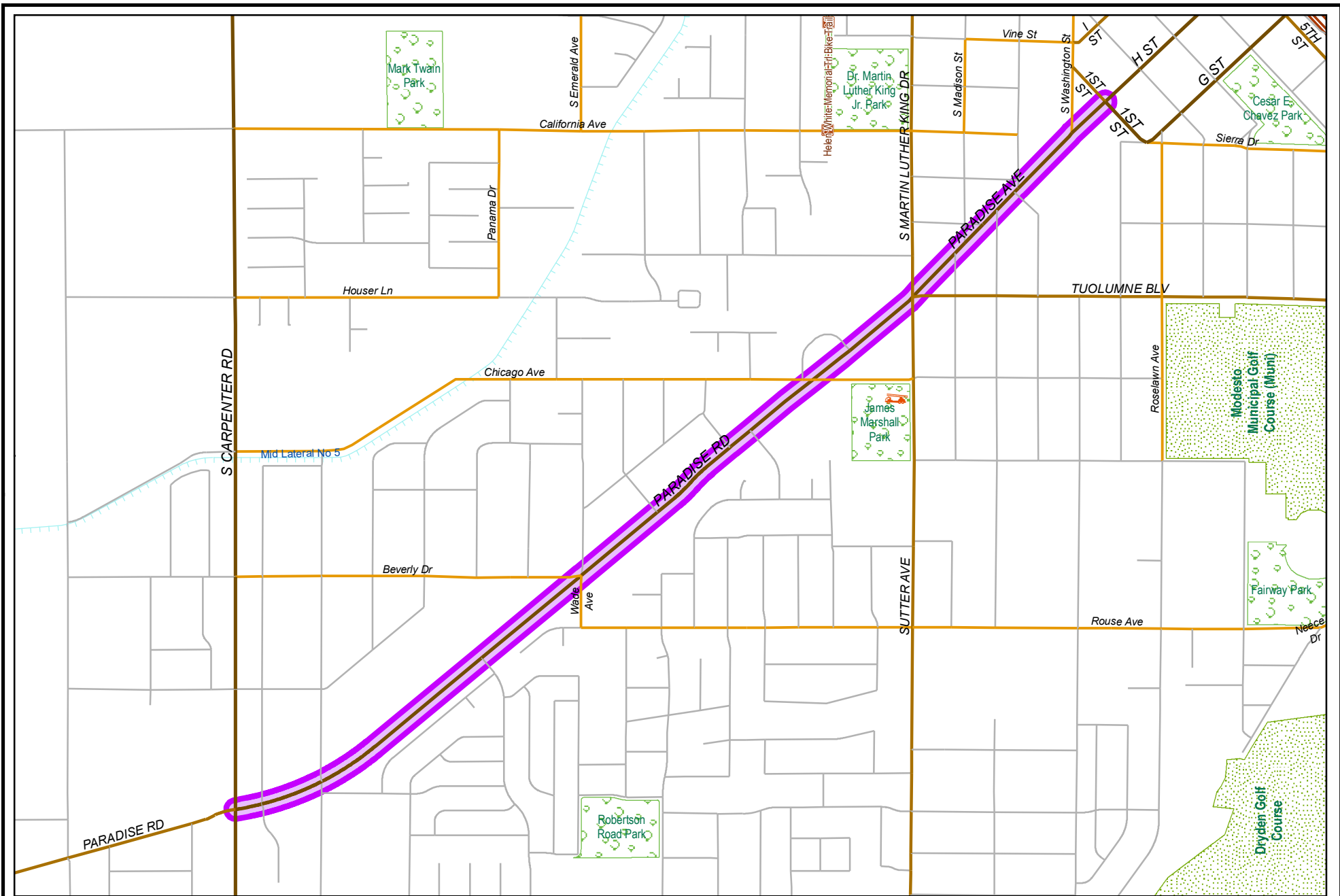
Proj Desc: This is a federally funded pavement project utilizing RSTP funds. This project includes Crows Landing Rd from Pecos to Hatch Road. Toll Credits will be used in place of match money.

Proj Stat: Construction Complete

Revenues	Budget	Actuals+Commit	Available	Prop. Inc./Dec. for 23-24	Bud + Prop. Incr/Decr	Avail.+ Prop. Incr/Decr	24-25	25-26	26-27	27-28	Total Budgeted up to 2028
42110 Intergov - State - CA Department of Transportation	3,053,708	2,591,409	462,299	0	3,053,708	462,299	0	0	0	0	3,053,708
63410 Transfer In from Fund 3410	30,000	1,356	28,644	0	30,000	28,644	0	0	0	0	30,000
Revenue Totals:	3,083,708	2,592,765	490,943	0	3,083,708	490,943	0	0	0	0	3,083,708

Expenditures	Budget	Actual+Commit	Available	Prop. Inc./Dec. for 23-24	Budget+Prop. Inc./Dec.	Avail.+Prop. Inc./Dec.	24-25	25-26	26-27	27-28	Total Budgeted up to 2028
CA Construction Admin	282,922	250,202	32,720	0	282,922	32,720	0	0	0	0	282,922
CCF City Construct Force	30,000	1,085	28,915	0	30,000	28,915	0	0	0	0	30,000
CON Construction	2,291,624	2,291,624	0	0	2,291,624	0	0	0	0	0	2,291,624
CTGY-CIP Contingency - CIP	229,162	70,546	158,616	0	229,162	158,616	0	0	0	0	229,162
EDA Eng/Design/Admin	250,000	250,978	-978	0	250,000	-978	0	0	0	0	250,000
Expenditure Totals:	3,083,708	2,864,435	219,273	0	3,083,708	219,273	0	0	0	0	3,083,708

Fund Balance Required	Budget+Prop. Inc./Dec.	Available+Prop. Inc./Dec.
Capital Grants - Streets CIP Projects-3160	0	-271,670



City of Modesto

Project #: 100942

CED - Paradise Road from S. Carpenter Road to Sheridan Street



City of Modesto: 2024-28 Capital Improvement Program

CED - Paradise Road from S. Carpenter Road to 1st Street-FHWA-CalTrans-STPL-5059(219)-2016-20.205 HWY Planning and Con - Capital and Non-Capital Mix

100942

Capital Un-sponsored

<i>Cost Center:</i> 14999	<i>Category:</i> Traffic Circulation	<i>Start Date:</i> 2016
<i>Hosting Fund:</i> Capital Grants - Streets CIP Projects-3160	<i>Type Class:</i> Maintenance	<i>End Date:</i> 2023
<i>Element Listing:</i> Comm Svcs & Fac	<i>Area:</i> Within City	<i>Status:</i> Active
<i>Classification:</i> Maintenance	<i>Manager:</i> Soares, Phillip A	<i>Const. Code:</i> Construction Completed

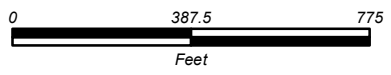
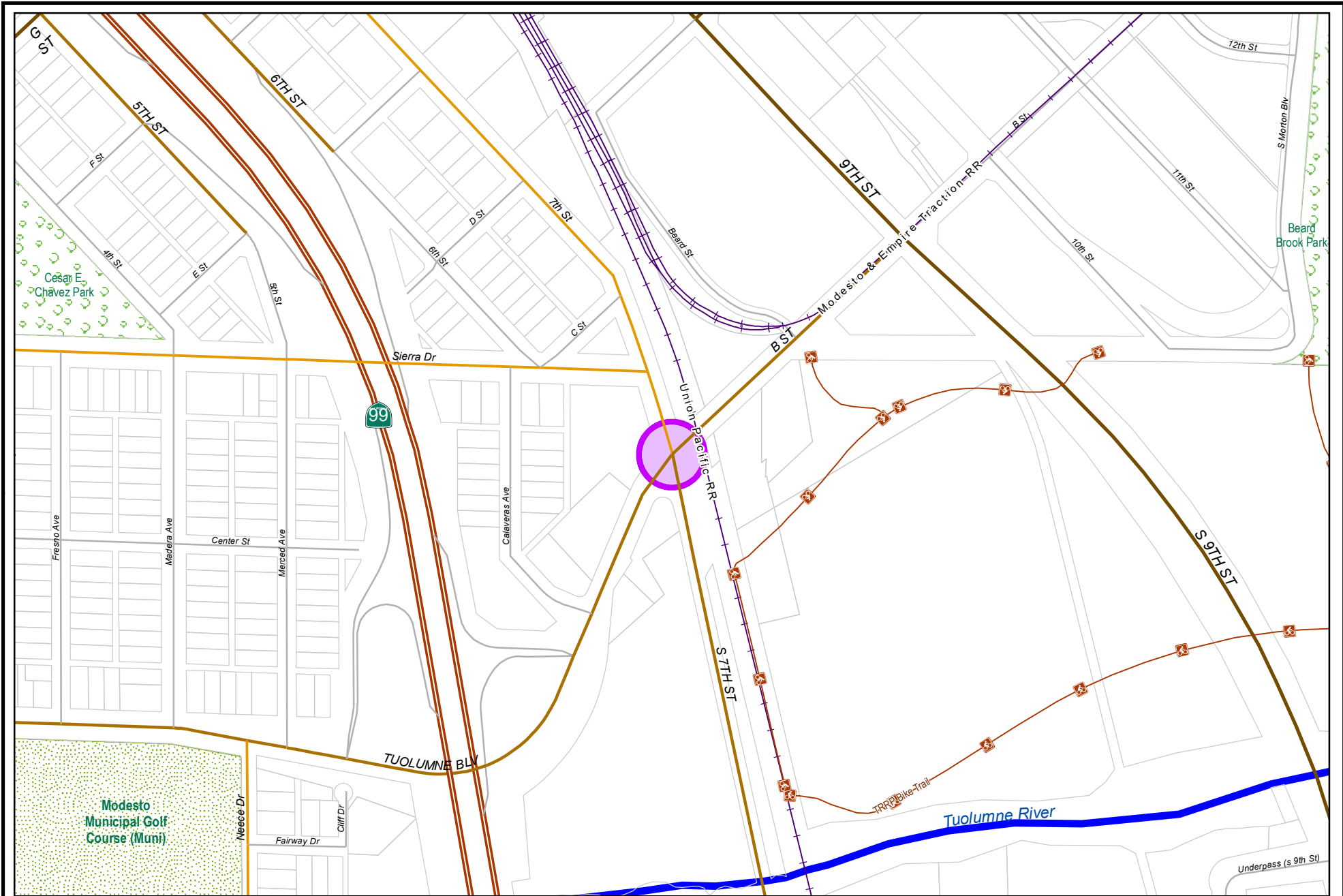
Proj Desc: This is a federally-funded pavement rehabilitation project utilizing federal RPSTP funds. The project includes pavement rehabilitation on Paradise Road from Sheridan Street to S. Carpenter Road.

Proj Stat: Construction Complete

Revenues	Budget	Actuals+Commit	Available	Prop. Inc./Dec. for 23-24	Bud + Prop. Incr/Decr	Avail.+ Prop. Incr/Decr	24-25	25-26	26-27	27-28	Total Budgeted up to 2028
42110 Intergov - State - CA Department of Transportation	2,330,464	2,047,959	282,505	0	2,330,464	282,505	0	0	0	0	2,330,464
61410 Transfer In from Fund 1410	415,000	0	415,000	0	415,000	415,000	0	0	0	0	415,000
Revenue Totals:	2,745,464	2,047,959	697,505	0	2,745,464	697,505	0	0	0	0	3,145,464

Expenditures	Budget	Actual+Commit	Available	Prop. Inc./Dec. for 23-24	Budget+Prop. Inc./Dec.	Avail.+Prop. Inc./Dec.	24-25	25-26	26-27	27-28	Total Budgeted up to 2028
CA Construction Admin	271,364	147,413	123,951	0	271,364	123,951	0	0	0	0	271,364
CCF City Construct Force	30,000	0	30,000	0	30,000	30,000	0	0	0	0	30,000
CON Construction	1,900,000	1,850,337	49,663	0	1,900,000	49,663	0	0	0	0	1,900,000
CTGY-CIP Contingency - CIP	190,000	14,638	175,362	0	190,000	175,362	0	0	0	0	190,000
EDA Eng/Design/Admin	354,100	289,513	64,587	0	354,100	64,587	0	0	0	0	354,100
Expenditure Totals:	2,745,464	2,301,901	443,563	0	2,745,464	443,563	0	0	0	0	2,745,464

Fund Balance Required	Budget+Prop. Inc./Dec.	Available+Prop. Inc./Dec.
Capital Grants - Streets CIP Projects-3160	0	-253,942



City of Modesto

Project #: 100944

CED - Tuolumne Blvd, 7th St, & B St Intersection Improvements



City of Modesto: 2024-28 Capital Improvement Program

CED - Tuolumne Blvd, 7th St, & B St Intersection Improvements

100944

Capital Un-sponsored

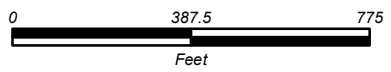
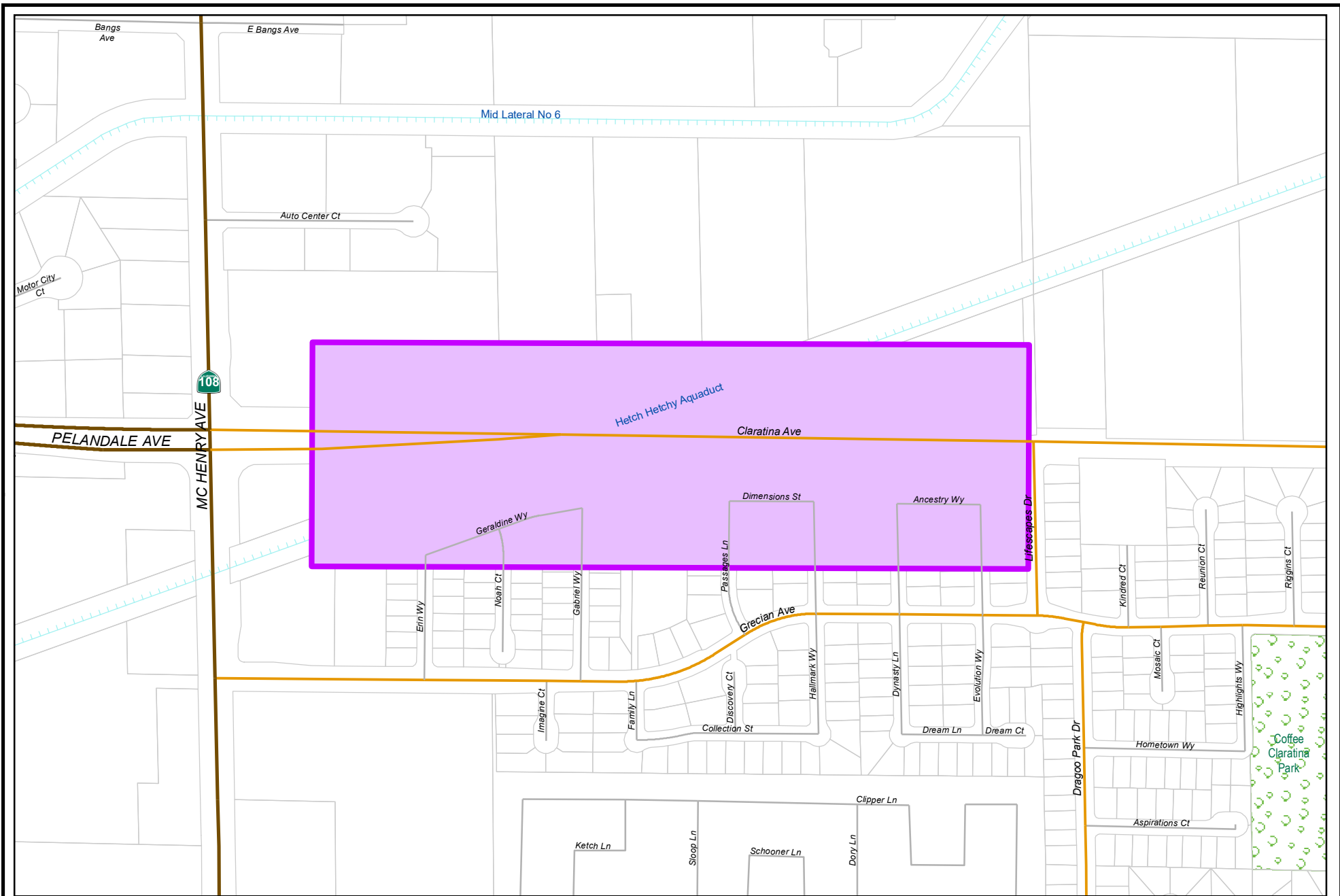
<i>Cost Center:</i> 14999	<i>Category:</i> Traffic Circulation	<i>Start Date:</i> 2016
<i>Hosting Fund:</i> Streets Capital Facility Fee Fund-3410	<i>Type Class:</i> Major Street Improvements	<i>End Date:</i>
<i>Element Listing:</i> Comm Svcs & Fac	<i>Area:</i> Within City	<i>Status:</i> New
<i>Classification:</i> Improvements	<i>Manager:</i> Wells, Toby	<i>Const. Code:</i> New or Future

Proj Desc: This project will construct improvements at the Tuolumne Blvd., 7th St., and B St. intersection. The project improvements are required in coordination with the 7th Street Bridge Replacement Project.

Proj Stat: Staff is coordinating with Stanislaus County and the 7th Street Bridge project to determine required intersection improvements. Construction is anticipated in 2024.

Expenditures	Budget	Actual+Commit	Available	Prop. Inc./Dec. for 23-24	Budget+Prop. Inc./Dec.	Avail.+Prop. Inc./Dec.	24-25	25-26	26-27	27-28	Total Budgeted up to 2028
EDA Eng/Design/Admin	350,000	508	349,492	0	350,000	349,492	0	0	0	0	350,000
Expenditure Totals:	350,000	508	349,492	0	350,000	349,492	0	0	0	0	350,000

Fund Balance Required	Budget+Prop. Inc./Dec.	Available+Prop. Inc./Dec.
Streets Capital Facility Fee Fund-3410	350,000	349,492



City of Modesto

Project #: 100945

CED - Hetch-Hetchy and Claratina Structural Crossing



City of Modesto: 2024-28 Capital Improvement Program

CED - Hetch-Hetchy and Claratina Structural Crossing

100945

Capital Un-sponsored

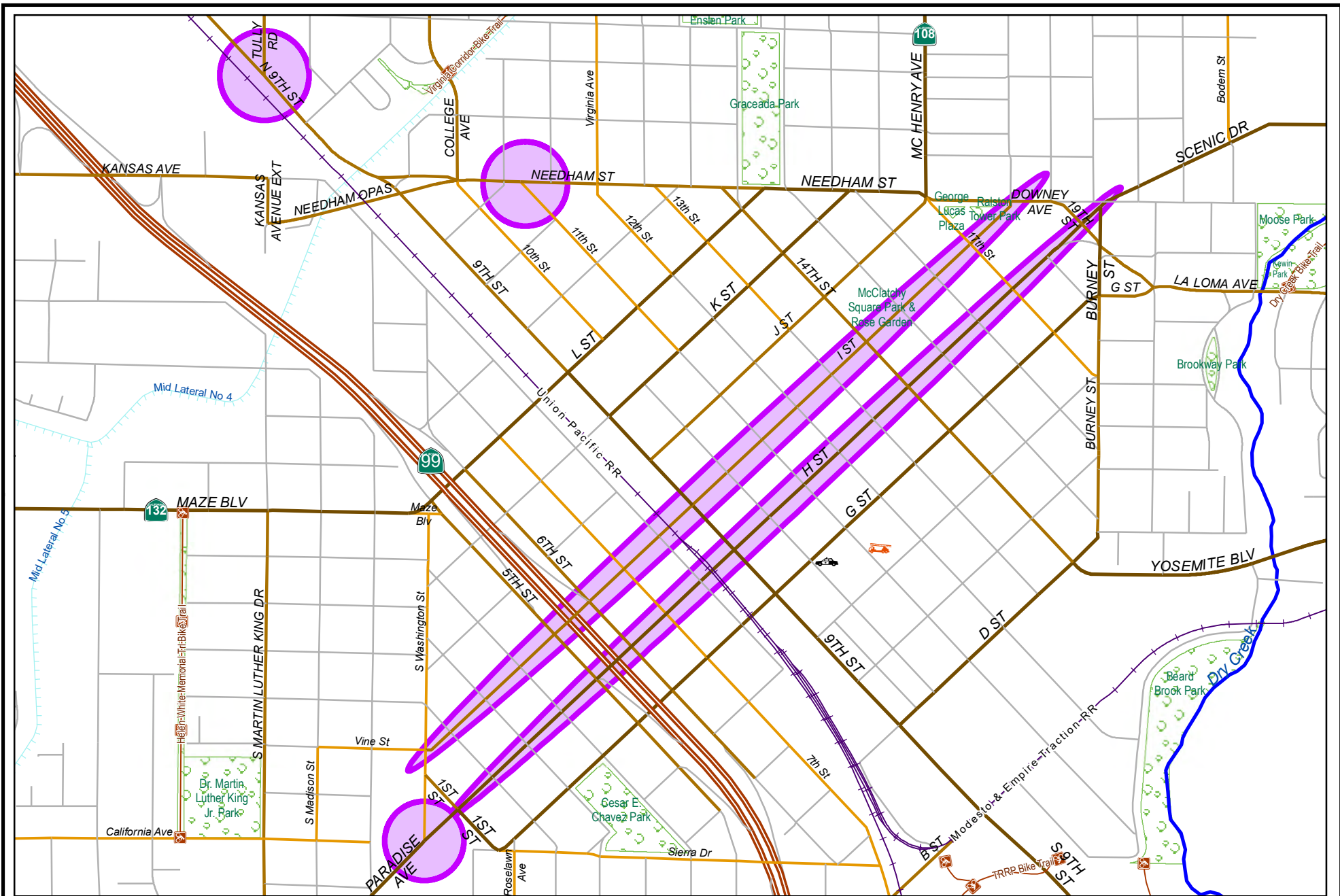
<i>Cost Center:</i> 14999	<i>Category:</i> Traffic Circulation	<i>Start Date:</i> 2016
<i>Hosting Fund:</i> Streets Capital Facility Fee Fund-3410	<i>Type Class:</i> Major Street Improvements	<i>End Date:</i>
<i>Element Listing:</i> Comm Svcs & Fac	<i>Area:</i> Within City	<i>Status:</i> Active
<i>Classification:</i> Improvements	<i>Manager:</i> Soares, Phillip A	<i>Const. Code:</i> New or Future

Proj Desc: This project will construct the required improvements for the Hetch-Hetchy water transmission line crossing at Claratina Avenue. The improvements are required in order to complete the Claratina Avenue widening between McHenry Avenue and Coffee Road.

Proj Stat: Project design and land acquisition underway.

Expenditures	Budget	Actual+Commit	Available	Prop. Inc./Dec. for 23-24	Budget+Prop. Inc./Dec.	Avail.+Prop. Inc./Dec.	24-25	25-26	26-27	27-28	Total Budgeted up to 2028
CA Construction Admin	480,000	0	480,000	0	480,000	480,000	0	0	0	0	480,000
CON Construction	2,800,000	0	2,800,000	0	2,800,000	2,800,000	0	0	0	0	2,800,000
CTGY-CIP Contingency - CIP	400,000	0	400,000	0	400,000	400,000	0	0	0	0	400,000
EDA Eng/Design/Admin	370,772	310,402	60,370	0	370,772	60,370	0	0	0	0	370,772
ENV CIP - Environmental	40,000	0	40,000	0	40,000	40,000	0	0	0	0	40,000
LA Land Acquisition	879,228	259,895	619,333	0	879,228	619,333	0	0	0	0	879,228
UE Utility and EIR	100,000	462	99,538	0	100,000	99,538	0	0	0	0	100,000
Expenditure Totals:	5,070,000	570,758	4,499,242	0	5,070,000	4,499,242	0	0	0	0	5,070,000

Fund Balance Required	Budget+Prop. Inc./Dec.	Available+Prop. Inc./Dec.
Streets Capital Facility Fee Fund-3410	5,070,000	4,499,242



City of Modesto

Project #: 100968

PW - Upgrade Traffic Signals 2017



City of Modesto: 2024-28 Capital Improvement Program

PW - Upgrade Traffic Signals 2017

100968
Capital Un-sponsored

<i>Cost Center:</i> 59999	<i>Category:</i> Traffic Circulation	<i>Start Date:</i> 2016
<i>Hosting Fund:</i> Capital Grants - Streets CIP Projects-3160	<i>Type Class:</i> Traffic Control Devices	<i>End Date:</i>
<i>Element Listing:</i> Public Safety	<i>Area:</i> Within City	<i>Status:</i> New
<i>Classification:</i> Improvements	<i>Manager:</i> Ashby, James	<i>Const. Code:</i> New or Future

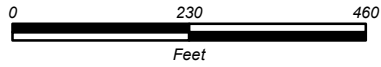
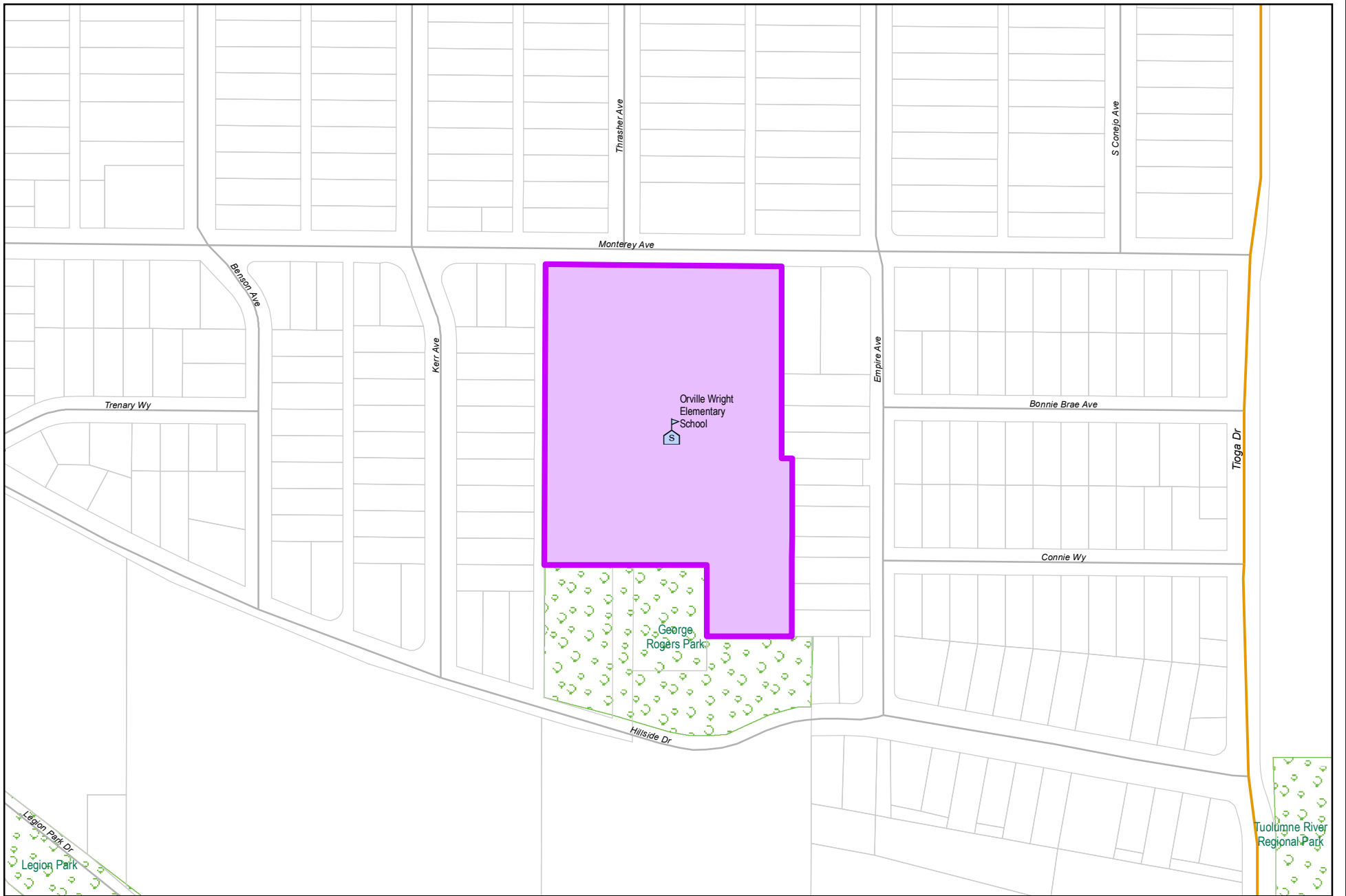
Proj Desc: Upgrade traffic signals at: 11th St/Needham, I St/H St, and Paradise Rd/H St.

Proj Stat: Awarded. Project started 2-21-23.

Revenues	Budget	Actuals+Commit	Available	Prop. Inc./Dec. for 23-24	Bud + Prop. Incr/Decr	Avail.+ Prop. Incr/Decr	24-25	25-26	26-27	27-28	Total Budgeted up to 2028
42110 Intergov - State - CA Department of Transportation	1,223,425	59,705	1,163,720	0	1,223,425	1,163,720	0	0	0	0	1,223,425
Revenue Totals:	1,223,425	59,705	1,163,720	0	1,223,425	1,163,720	0	0	0	0	1,223,425

Expenditures	Budget	Actual+Commit	Available	Prop. Inc./Dec. for 23-24	Budget+Prop. Inc./Dec.	Avail.+Prop. Inc./Dec.	24-25	25-26	26-27	27-28	Total Budgeted up to 2028
CA Construction Admin	144,620	5,496	139,124	0	144,620	139,124	0	0	0	0	144,620
CON Construction	877,021	855,214	21,807	0	877,021	21,807	0	0	0	0	877,021
CTGY-CIP Contingency - CIP	87,109	0	87,109	0	87,109	87,109	0	0	0	0	87,109
EDA Eng/Design/Admin	114,675	67,715	46,960	0	114,675	46,960	0	0	0	0	114,675
Expenditure Totals:	1,223,425	928,425	295,000	0	1,223,425	295,000	0	0	0	0	1,223,425

Fund Balance Required	Budget+Prop. Inc./Dec.	Available+Prop. Inc./Dec.
Capital Grants - Streets CIP Projects-3160	0	-868,720



City of Modesto

Project #: 101040

CED - Orville Wright Elementary - Traffic Flow and Safety Improvements



City of Modesto: 2024-28 Capital Improvement Program

CED - Orville Wright Elementary - Traffic Flow and Safety Improvements

101040
Capital Un-sponsored

<i>Cost Center:</i> 14999	<i>Category:</i> Traffic Circulation	<i>Start Date:</i> 2017
<i>Hosting Fund:</i> Measure L - Capital Projects-3300	<i>Type Class:</i> Maintenance	<i>End Date:</i> 2024
<i>Element Listing:</i> Comm Svcs & Fac	<i>Area:</i> Within City	<i>Status:</i> Active
<i>Classification:</i> Maintenance	<i>Manager:</i> Sacuskie, Michael Wayne	<i>Const. Code:</i> To be Closed

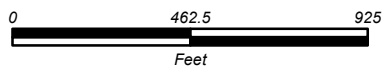
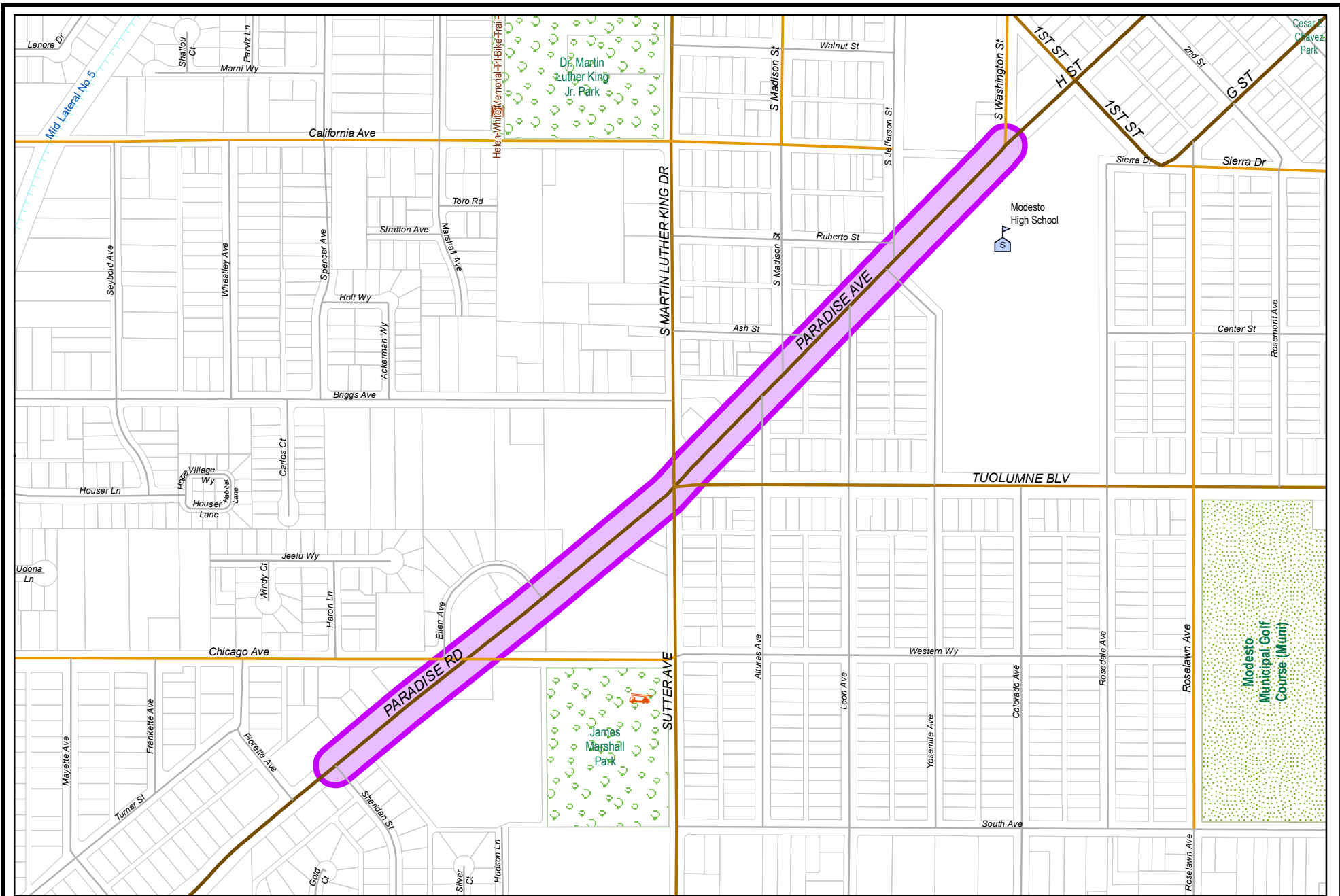
Proj Desc: Project intends to improve pedestrian safety and traffic flow around Orville Wright Elementary School.

Proj Stat: Construction complete, pending City Council acceptance

Revenues	Budget	Actuals+Commit	Available	Prop. Inc./Dec. for 23-24	Bud + Prop. Incr/Decr	Avail.+ Prop. Incr/Decr	24-25	25-26	26-27	27-28	Total Budgeted up to 2028
61410 Transfer In from Fund 1410	586,702	535,345	51,357	0	586,702	51,357	0	0	0	0	586,702
Revenue Totals:	586,702	535,345	51,357	0	586,702	51,357	0	0	0	0	586,702

Expenditures	Budget	Actual+Commit	Available	Prop. Inc./Dec. for 23-24	Budget+Prop. Inc./Dec.	Avail.+Prop. Inc./Dec.	24-25	25-26	26-27	27-28	Total Budgeted up to 2028
CA Construction Admin	70,532	71,236	-704	0	70,532	-704	0	0	0	0	70,532
CON Construction	414,896	414,896	0	0	414,896	0	0	0	0	0	414,896
CTGY-CIP Contingency-CIP	6,085	0	6,085	0	6,085	6,085	0	0	0	0	6,085
EDA Eng/Design/Admin	95,189	76,998	18,191	0	95,189	18,191	0	0	0	0	95,189
Expenditure Totals:	586,702	563,130	23,572	0	586,702	23,572	0	0	0	0	586,702

Fund Balance Required	Budget+Prop. Inc./Dec.	Available+Prop. Inc./Dec.
Measure L - Capital Projects-3300	0	-27,785



City of Modesto

Project #: 101042

CED - Paradise Road Area Pedestrian and Bicycle Safety Improvements



City of Modesto: 2024-28 Capital Improvement Program

CED - Paradise Road Area Pedestrian and Bicycle Safety Improvements - Capital/Non-Capital Mix

101042

Capital Un-sponsored

<i>Cost Center:</i> 14999	<i>Category:</i> Traffic Circulation	<i>Start Date:</i> 2017
<i>Hosting Fund:</i> Capital Grants - Streets CIP Projects-3160	<i>Type Class:</i> Major Street Improvements	<i>End Date:</i>
<i>Element Listing:</i> Comm Svcs & Fac	<i>Area:</i> Within City	<i>Status:</i> Active
<i>Classification:</i> Improvements	<i>Manager:</i> Soares, Phillip A	<i>Const. Code:</i> New or Future

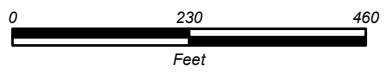
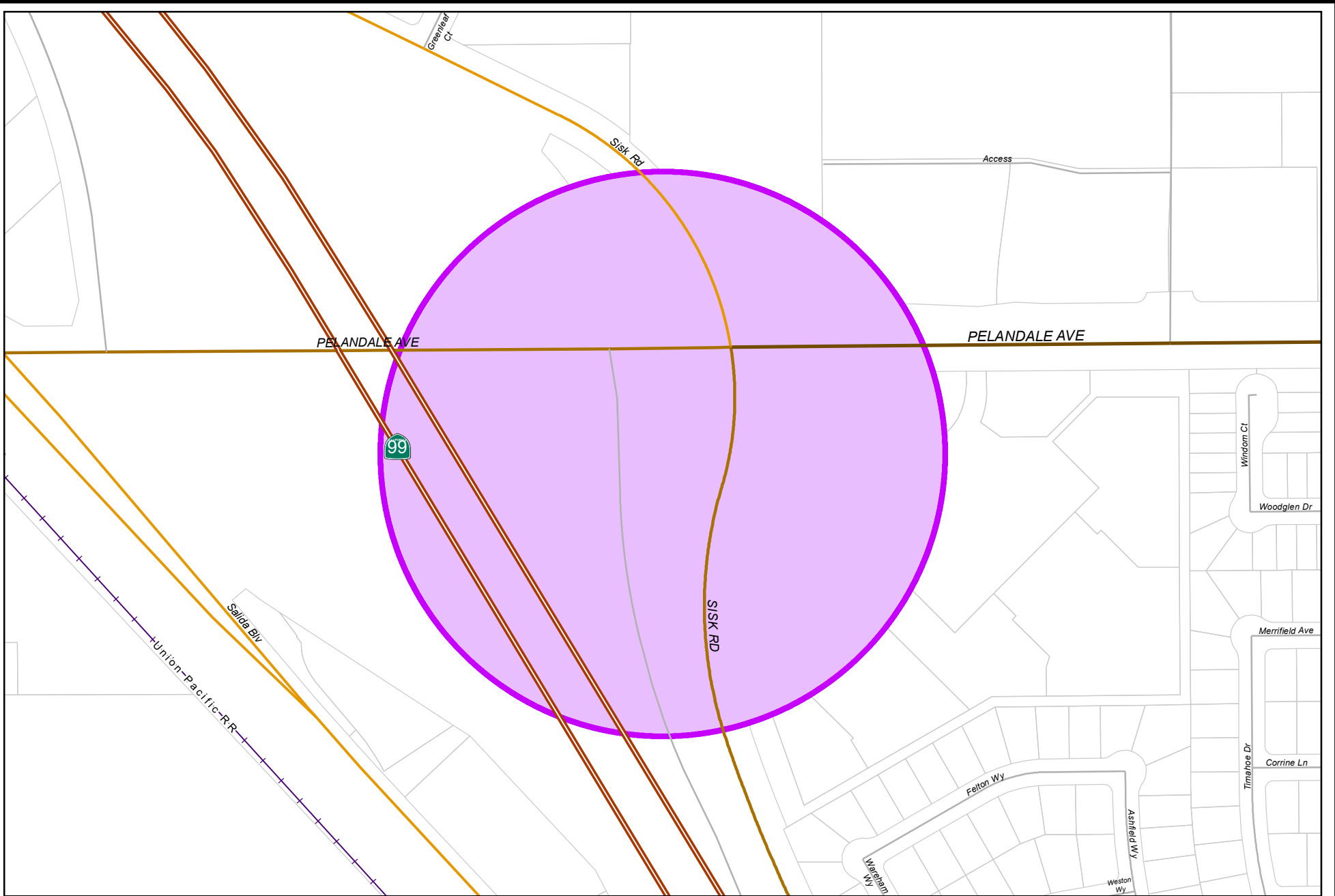
Proj Desc: The proposed work shall include a street right sizing on Paradise Road, installation of sidewalks to fill gaps, installation of Class II bicycle lanes, pedestrian crossing with mid block refuge islands and curb extensions, medians and speed tables for traffic calming and the installation of flashing beacons for pedestrian crossings.

Proj Stat: Design is 95% complete, anticipate bidding spring 2023.

Revenues	Budget	Actuals+Commit	Available	Prop. Inc./Dec. for 23-24	Bud + Prop. Incr/Decr	Avail.+ Prop. Incr/Decr	24-25	25-26	26-27	27-28	Total Budgeted up to 2028
42110 Intergov - State - CA Department of Transportation	388,000	386,678	1,322	0	388,000	1,322	0	0	0	0	388,000
61410 Transfer In from Fund 1410	3,101,247	25,000	3,076,247	4,577,032	7,678,279	7,653,279	0	0	0	0	7,678,279
Revenue Totals:	3,489,247	411,678	3,077,569	4,577,032	8,066,279	7,654,601	0	0	0	0	8,066,279

Expenditures	Budget	Actual+Commit	Available	Prop. Inc./Dec. for 23-24	Budget+Prop. Inc./Dec.	Avail.+Prop. Inc./Dec.	24-25	25-26	26-27	27-28	Total Budgeted up to 2028
CC-LA-ML Consultant Charges	45,100	45,100	0	0	45,100	0	0	0	0	0	45,100
CON-ML Construction	2,996,147	0	2,996,147	4,577,032	7,573,179	7,573,179	0	0	0	0	7,573,179
EDA Eng/Design/Admin	431,000	733,401	-302,401	0	431,000	-302,401	0	0	0	0	431,000
ENV CIP - Environmental	17,000	16,597	403	0	17,000	403	0	0	0	0	17,000
Expenditure Totals:	3,489,247	795,098	2,694,149	4,577,032	8,066,279	7,271,181	0	0	0	0	8,066,279

Fund Balance Required	Budget+Prop. Inc./Dec.	Available+Prop. Inc./Dec.
Capital Grants - Streets CIP Projects-3160	0	-383,420



City of Modesto

Project #: 101063

CED - Pelandale Avenue Interchange - Phase II



City of Modesto: 2024-28 Capital Improvement Program

CED - Pelandale Avenue Interchange - Phase II

101063

Capital Un-sponsored

<i>Cost Center:</i> 14999	<i>Category:</i> Traffic Circulation	<i>Start Date:</i> 2017
<i>Hosting Fund:</i> Capital Grants - Streets CIP Projects-3160	<i>Type Class:</i> Maintenance	<i>End Date:</i>
<i>Element Listing:</i> Comm Svcs & Fac	<i>Area:</i> Within City	<i>Status:</i> New
<i>Classification:</i> Maintenance	<i>Manager:</i> Sandhu, Sandeep	<i>Const. Code:</i> New or Future

Proj Desc: This project will complete build out of Sisk Road south of Pelandale Avenue, install new storm drain systems, modify existing Caltrans drainage basin, install new City drainage basin, acquisition of Carl's Jr. property, and install ADA sidewalk/curb ramps.

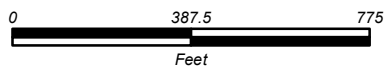
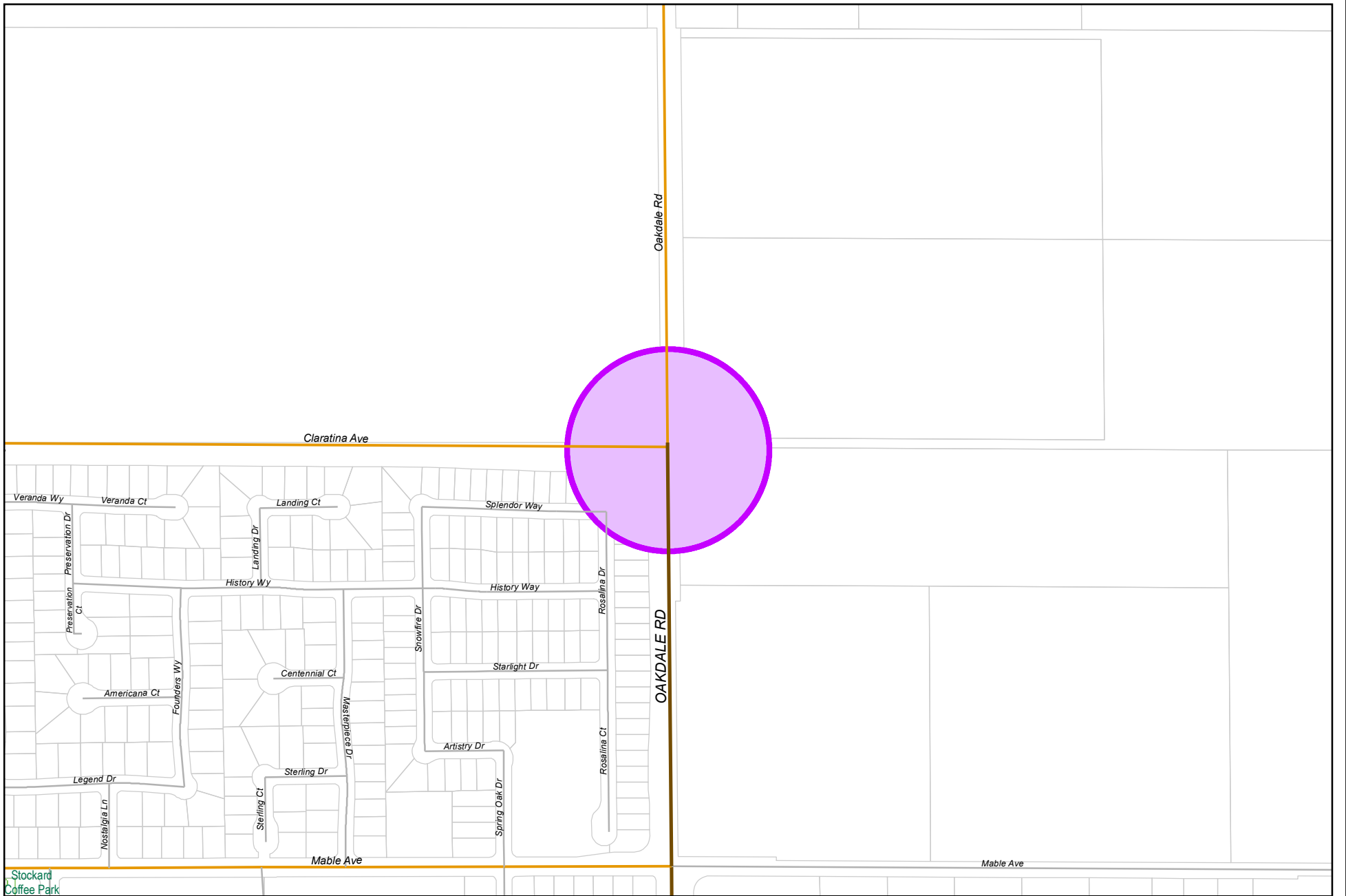
Proj Stat: Currently in ROW/Utility Relocation Phase, \$1.2 million CMAQ Construction funds programmed in FY 21/22. Anticipated start of Construction Summer 2023

Revenues	Budget	Actuals+Commit	Available	Prop. Inc./Dec. for 23-24	Bud + Prop. Incr/Decr	Avail.+ Prop. Incr/Decr	24-25	25-26	26-27	27-28	Total Budgeted up to 2028
42110 Intergov - State - CA Department of Transportation	5,536,000	558,024	4,977,976	0	5,536,000	4,977,976	0	0	0	0	5,536,000
63410 Transfer In from Fund 3410	954,363	288,333	666,030	0	954,363	666,030	0	0	0	0	954,363
Revenue Totals:	6,490,363	846,357	5,644,006	0	6,490,363	5,644,006	0	0	0	0	6,490,363

Expenditures	Budget	Actual+Commit	Available	Prop. Inc./Dec. for 23-24	Budget+Prop. Inc./Dec.	Avail.+Prop. Inc./Dec.	24-25	25-26	26-27	27-28	Total Budgeted up to 2028
CA Construction Admin	0	0	0	0	0	0	0	0	0	0	0
CA-CA-CFF-Construction Support	42,249	0	42,249	0	42,249	42,249	0	0	0	0	42,249
CC Consultant Charges	0	0	0	0	0	0	0	0	0	0	0
CC-CFF-Design CC-CFF-Design	202,626	188,778	13,848	0	202,626	13,848	0	0	0	0	202,626
CC-LA-R/W-Support-CFF CC-LA-R/W-SupportCFF	30,000	13,357	16,643	0	30,000	16,643	0	0	0	0	30,000
CC-STIP-LA-R/W Capital CC-STIP-LA-RWCapital	0	0	0	0	0	0	0	0	0	0	0
CC-STIP-LA-R/W Support CC-STIP-LA-RWSupport	75,396	52,922	22,474	0	75,396	22,474	0	0	0	0	75,396
CC-STIP-UC-R/W Support CC-STIP-UC-RWSupport	27,182	24,842	2,340	0	27,182	2,340	0	0	0	0	27,182
CC-UC-R/W-Support-CFF CC-UC-R/W-SupportCFF	11,309	0	11,309	0	11,309	11,309	0	0	0	0	11,309
CON Construction	1,200,000	0	1,200,000	0	1,200,000	1,200,000	0	0	0	0	1,200,000
EDA Eng/Design/Admin	503,442	44,327	459,115	0	503,442	459,115	0	0	0	0	503,442
EDA-CFF Eng/Design/Admin-CFF	75,000	27,956	47,044	0	75,000	47,044	0	0	0	0	75,000
LA Land Acquisition	0	0	0	0	0	0	0	0	0	0	0
LA-R/W-Support-CFF LA-R/W-Support-CFF	82,849	67,346	15,503	0	82,849	15,503	0	0	0	0	82,849
LA-STIP-R/W Capital LA-STIP-R/W Capital	3,826,000	263,000	3,563,000	0	3,826,000	3,563,000	0	0	0	0	3,826,000
LA-STIP-R/W Support LA-STIP-R/W Support	350,257	217,663	132,594	0	350,257	132,594	0	0	0	0	350,257
UC-R/W-Support-CFF UC-R/W-Support-CFF	10,000	5,093	4,907	121	10,000	4,907	0	0	0	0	10,000

UC-STIP-R/W-Support	UC-STIP-R/W-Support	24,053	1,792	22,261	0	24,053	22,261	0	0	0	0	24,053
Expenditure Totals:		6,490,363	907,076	5,583,287	0	6,490,363	5,583,287	0	0	0	0	6,490,363

Fund Balance Required						Budget+Prop. Inc./Dec.	Available+Prop Inc./Dec.					
Capital Grants - Streets CIP Projects-3160						0	-60,719					



City of Modesto

Project #: 101066

PW - New Traffic Signal Oakdale at Claratina



City of Modesto: 2024-28 Capital Improvement Program

PW - New Traffic Signal Oakdale at Claratina-FHWA-CalTrans-HSIPL-5059(227)-2017-20.205 HWY Planning and Con

101066

Capital Un-sponsored

<i>Cost Center:</i> 59999	<i>Category:</i> Traffic Circulation	<i>Start Date:</i> 2018
<i>Hosting Fund:</i> Capital Grants - Streets CIP Projects-3160	<i>Type Class:</i> Traffic Control Devices	<i>End Date:</i>
<i>Element Listing:</i> Comm Dev	<i>Area:</i> Within City	<i>Status:</i> Active
<i>Classification:</i> Improvements	<i>Manager:</i> Ashby, James	<i>Const. Code:</i> Under Construction

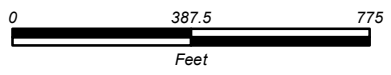
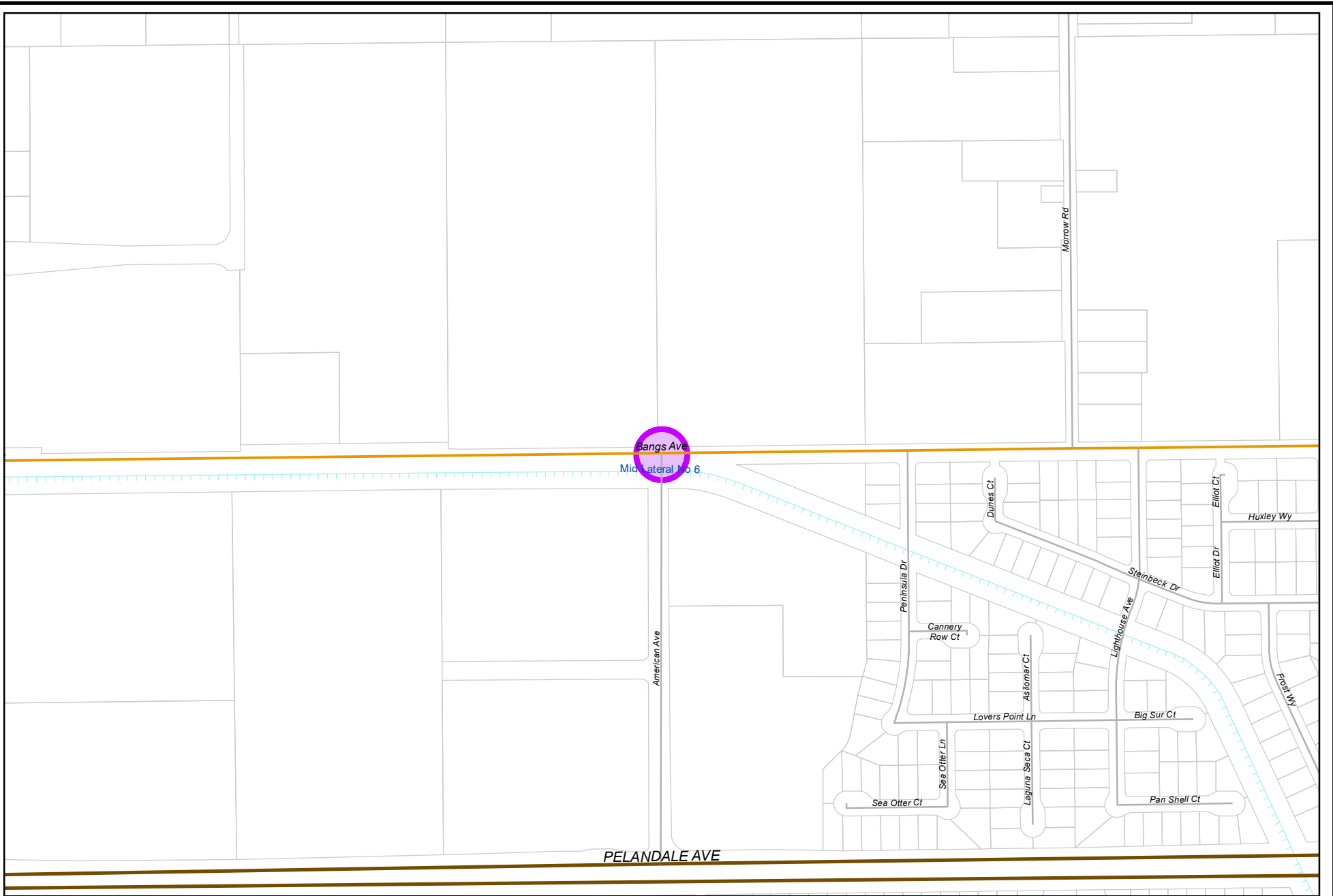
Proj Desc: This project will install a traffic signal at the Oakdale Road and Claratina Avenue intersection.

Proj Stat: Awarded. In Construction.

Revenues	Budget	Actuals+Commit	Available	Prop. Inc./Dec. for 23-24	Bud + Prop. Incr/Decr	Avail.+ Prop. Incr/Decr	24-25	25-26	26-27	27-28	Total Budgeted up to 2028
42110 Intergov - State - CA Department of Transportation	570,500	39,890	530,610	0	570,500	530,610	0	0	0	0	570,500
61410 Transfer In from Fund 1410	110,000	0	110,000	0	110,000	110,000	0	0	0	0	110,000
Revenue Totals:	680,500	39,890	640,610	0	680,500	640,610	0	0	0	0	680,500

Expenditures	Budget	Actual+Commit	Available	Prop. Inc./Dec. for 23-24	Budget+Prop. Inc./Dec.	Avail.+Prop. Inc./Dec.	24-25	25-26	26-27	27-28	Total Budgeted up to 2028
CA Construction Admin	82,384	27,545	54,839	0	82,384	54,839	0	0	0	0	82,384
CON Construction	489,196	489,196	0	0	489,196	0	0	0	0	0	489,196
CTGY-CIP Contingency - CIP	48,920	0	48,920	0	48,920	48,920	0	0	0	0	48,920
EDA Eng/Design/Admin	60,000	41,017	18,983	0	60,000	18,983	0	0	0	0	60,000
Expenditure Totals:	680,500	557,758	122,742	0	680,500	122,742	0	0	0	0	680,500

Fund Balance Required	Budget+Prop. Inc./Dec.	Available+Prop. Inc./Dec.
Capital Grants - Streets CIP Projects-3160	0	-517,868



City of Modesto

Project #: 101072

CED - American Avenue/Bangs Avenue Intersection Improvements - CAP



City of Modesto: 2024-28 Capital Improvement Program

CED - American Avenue/Bangs Avenue Intersection Improvements - CAP

101072

Capital Un-sponsored

<i>Cost Center:</i> 14999	<i>Category:</i> CFD Road Improvements	<i>Start Date:</i> 2017
<i>Hosting Fund:</i> Kiernan Business Park East #2 CFD Fund - Capital	<i>Type Class:</i> CFD Road Improvements	<i>End Date:</i>
<i>Element Listing:</i> Comm Growth	<i>Area:</i> Kiernan Business Park	<i>Status:</i> Active
<i>Classification:</i> Improvements	<i>Manager:</i> Hill, Jessica A	<i>Const. Code:</i> Not Awarded

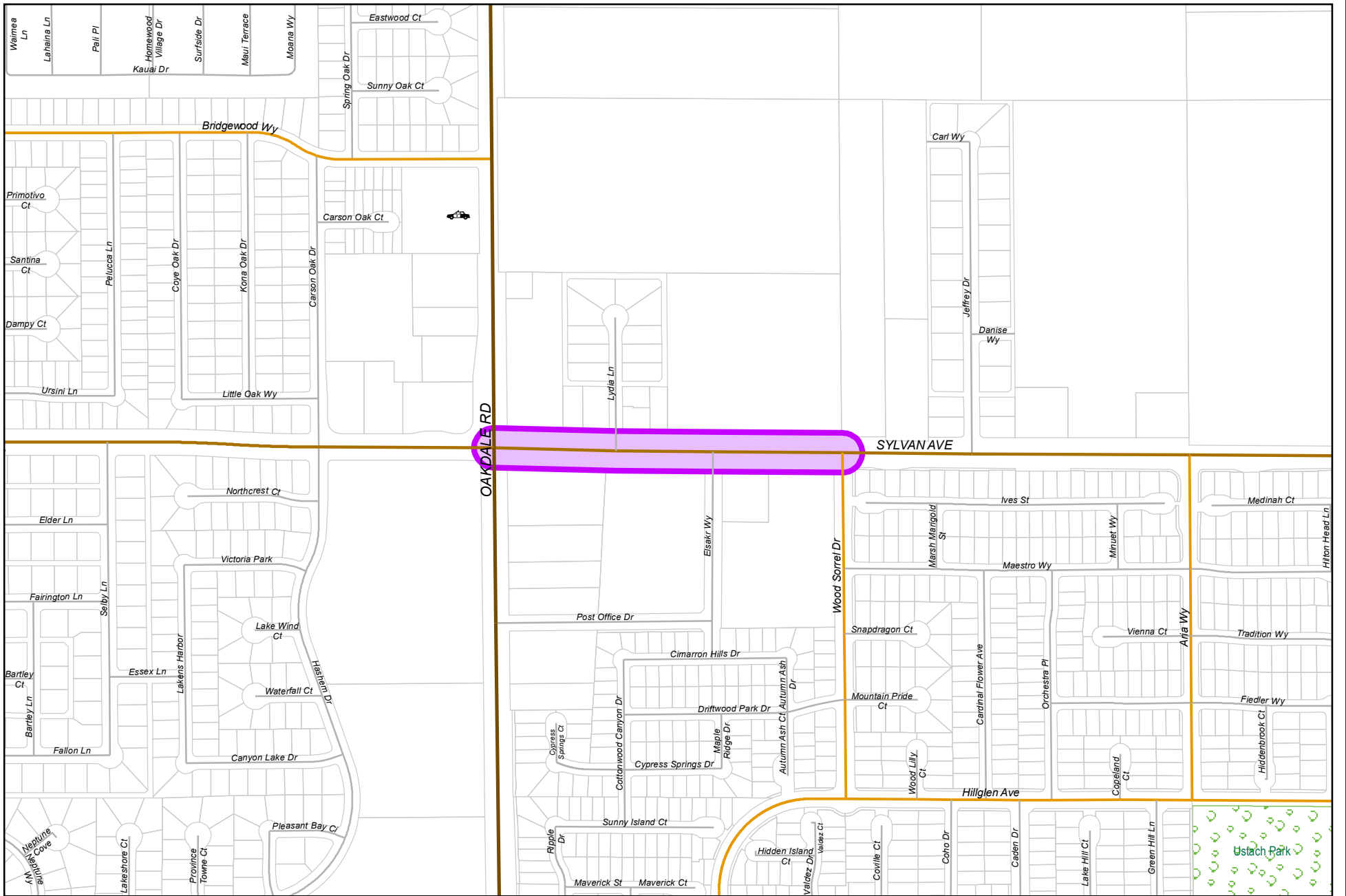
Proj Desc: This project will construct either a signalized intersection or a roundabout at the intersection of American Avenue and Bangs Avenue. Pursuant to the Development Agreement between the City of Modesto and Kaiser Permanente Hospitals (last amended in May 2008), Kaiser is required to construct the American/Bangs intersection prior to occupancy of structures in its Planning Phase B development. In the event the intersection is constructed by a third party, Kaiser is required to contribute or reimburse a negotiated share of the construction costs. In 2007, Kaiser deposited \$1,727,717 with the City as the City's match monies for the Kiernan/Dale intersection project (Project #100459). The balance remaining in Project #100459 (\$316,837) was transferred to Project #100837 and will be applied toward Kaiser's negotiated share of the intersection improvements. The balance of this project will be funded by Kiernan Business Park East, Kiernan Business Park South and, possibly, Kaiser. This Project #101072 will replace Project #100837 previous held in fund 3212.

Proj Stat: Project is currently on hold.

Revenues	Budget	Actuals+Commit	Available	Prop. Inc./Dec. for 23-24	Bud + Prop. Incr/Decr	Avail.+ Prop. Incr/Decr	24-25	25-26	26-27	27-28	Total Budgeted up to 2028
42160 Intergov - State - Kaiser	300,874	300,875	-1	0	300,874	-1	0	0	0	0	300,874
Revenue Totals:	300,874	300,875	-1	0	300,874	-1	0	0	0	0	300,874

Expenditures	Budget	Actual+Commit	Available	Prop. Inc./Dec. for 23-24	Budget+Prop. Inc./Dec.	Avail.+Prop. Inc./Dec.	24-25	25-26	26-27	27-28	Total Budgeted up to 2028
EDA Eng/Design/Admin	300,874	0	300,874	0	300,874	300,874	0	0	0	0	300,874
Expenditure Totals:	300,874	0	300,874	0	300,874	300,874	0	0	0	0	300,874

Fund Balance Required	Budget+Prop. Inc./Dec.	Available+Prop. Inc./Dec.
Kiernan Business Park East #2 CFD Fund - Capital	0	300,875



City of Modesto

Project #: 101074

CED - Sylvan So. Bet. Oak/Wood Sorrell



City of Modesto: 2024-28 Capital Improvement Program

CED - Sylvan So. Bet.Oak/Wood Sorrell

101074

Capital Un-sponsored

<i>Cost Center:</i> 14999	<i>Category:</i> CFD Road Improvements	<i>Start Date:</i> 2017
<i>Hosting Fund:</i> Village One #2 CFD Fund - Capital	<i>Type Class:</i> CFD Road Improvements	<i>End Date:</i>
<i>Element Listing:</i> Comm Svcs & Fac	<i>Area:</i> Village One	<i>Status:</i> Active
<i>Classification:</i> Improvements	<i>Manager:</i> Soares, Phillip A	<i>Const. Code:</i> Not Awarded

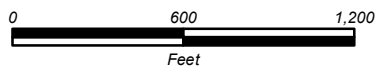
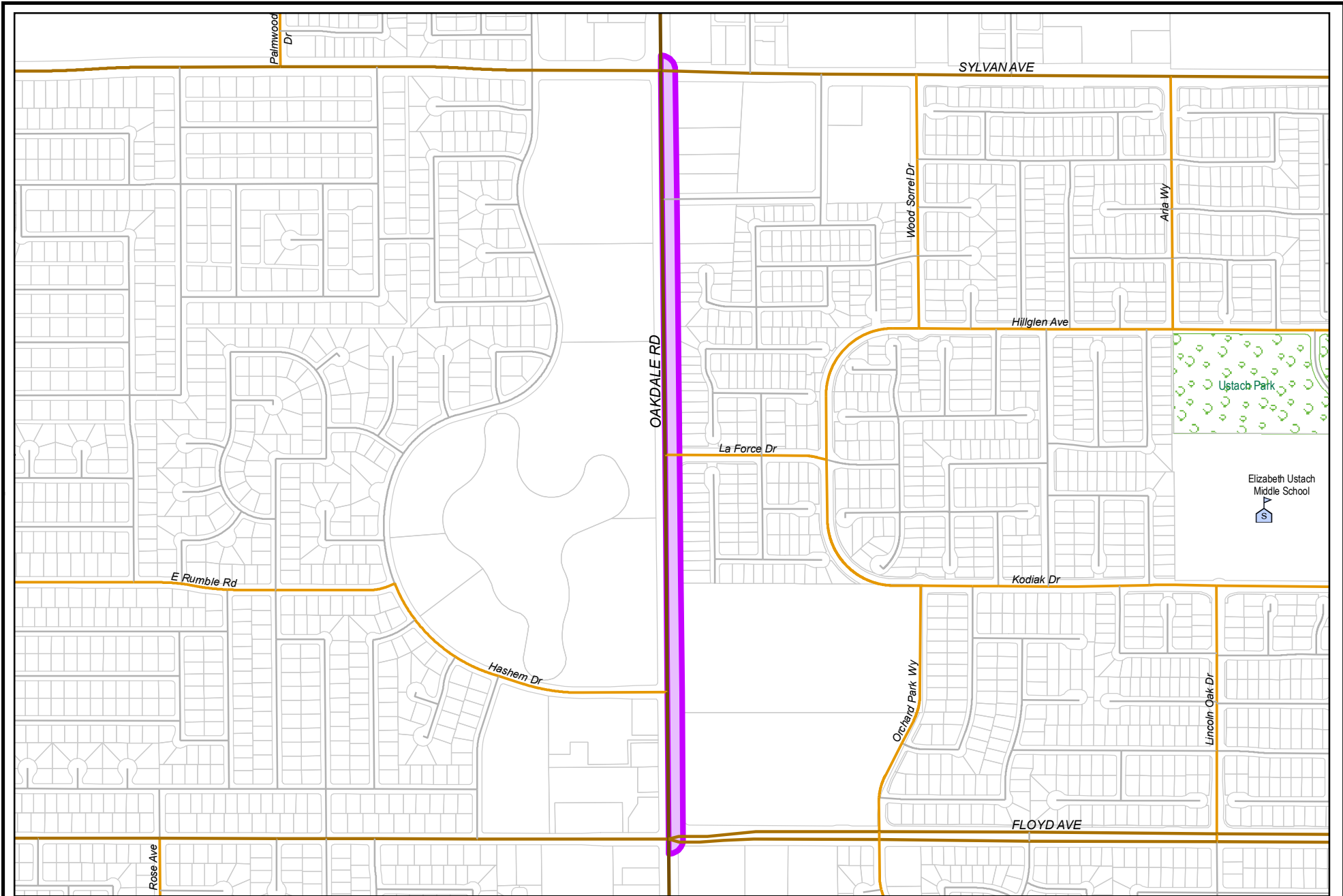
Proj Desc: This project provides funding to construct full road improvements along the south side of Sylvan Ave. between Oakdale Rd. and Wood Sorrell. Eliminate the bottleneck on the south side of Sylvan Ave. just east of Elsakar Way. A portion of this project was constructed by a developer. Developer was reimbursed per the terms of the Acquisition and Shortfall agreement with the CFD. Remainder of project includes right-of-way acquisition, utility, utility relocation, and road widening just west of Wood Sorrell. This project is funded with Village One #2 one-time tax money. This project was previously 100093 held in fund 3290. Developer to construct remaining improvements

Proj Stat: Portion of project is complete. Remainder of project was constructed by developer in 2021 through an Acquisition and Shortfall Agreement.

Revenues	Budget	Actuals+Commit	Available	Prop. Inc./Dec. for 23-24	Bud + Prop. Incr/Decr	Avail.+ Prop. Incr/Decr	24-25	25-26	26-27	27-28	Total Budgeted up to 2028
47052 Special Assessments - CFD One-Time Capital Tax	145,700	0	145,700	0	145,700	145,700	0	0	0	0	145,700
Revenue Totals:	145,700	0	145,700	0	145,700	145,700	0	0	0	0	145,700

Expenditures	Budget	Actual+Commit	Available	Prop. Inc./Dec. for 23-24	Budget+Prop. Inc./Dec.	Avail.+Prop. Inc./Dec.	24-25	25-26	26-27	27-28	Total Budgeted up to 2028
CA Construction Admin	128,496	18,496	110,000	0	128,496	110,000	0	0	0	0	128,496
CON Construction	1,170,500	109,700	1,060,800	0	1,170,500	1,060,800	0	0	0	0	1,170,500
CTGY-CIP Contingency - CIP	160,000	0	160,000	0	160,000	160,000	0	0	0	0	160,000
DR Develop Reimburse	526,996	0	526,996	0	526,996	526,996	0	0	0	0	526,996
EDA Eng/Design/Admin	110,929	1,500	109,429	0	110,929	109,429	0	0	0	0	110,929
ENV CIP - Environmental	0	0	0	0	0	0	0	0	0	0	0
LA Land Acquisition	60,000	0	60,000	0	60,000	60,000	0	0	0	0	60,000
UE Utility and EIR	110,000	0	110,000	0	110,000	110,000	0	0	0	0	110,000
Expenditure Totals:	2,266,921	129,696	2,137,225	0	2,266,921	2,137,225	0	0	0	0	2,266,921

Fund Balance Required	Budget+Prop. Inc./Dec.	Available+Prop. Inc./Dec.
Village One #2 CFD Fund - Capital	2,121,221	1,991,525



City of Modesto
 Project #: 101075
 CED - Oakdale Rd from Floyd to Sylvan



City of Modesto: 2024-28 Capital Improvement Program

CED - Oakdale Rd from Floyd to Sylvan

101075

Capital Un-sponsored

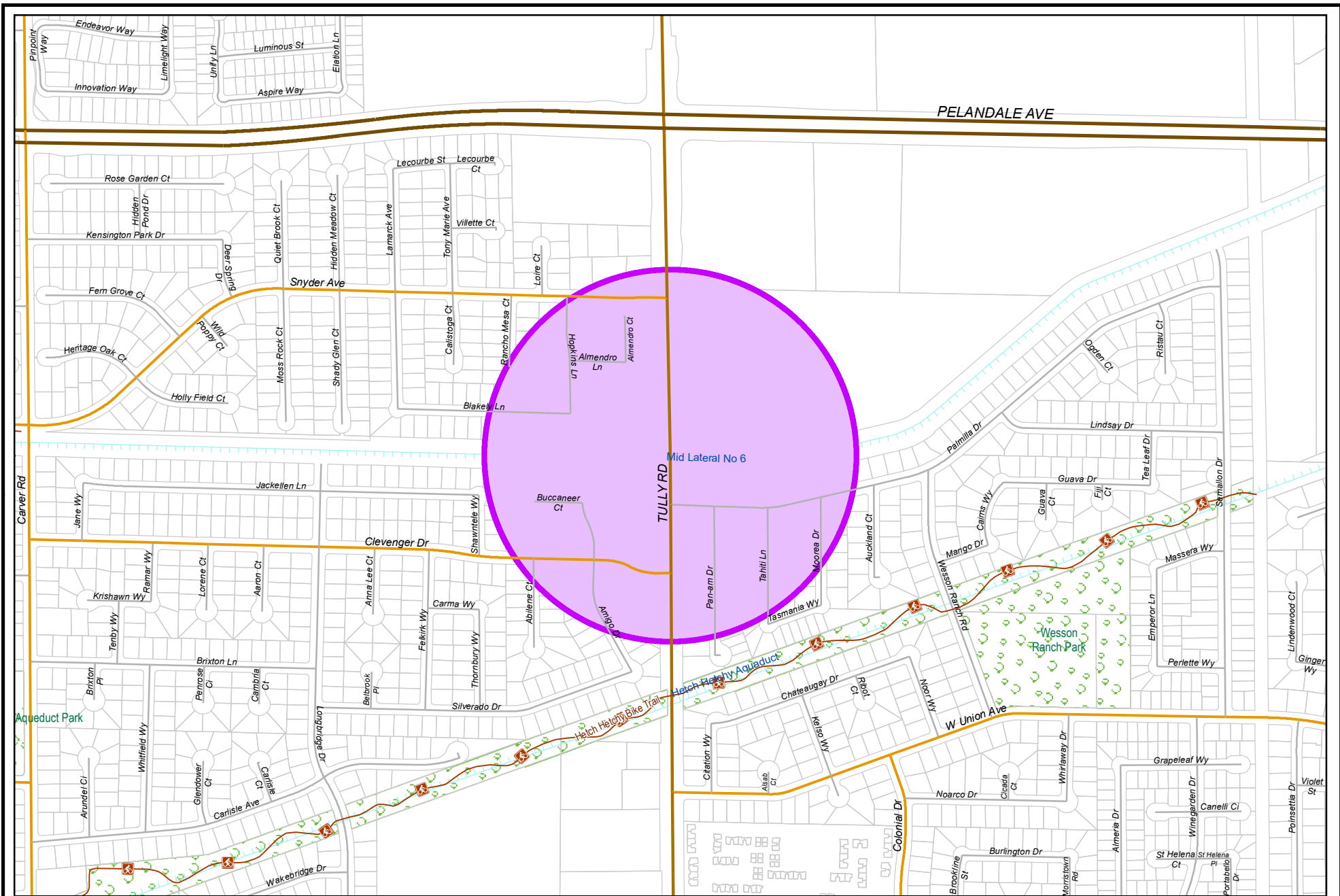
<i>Cost Center:</i> 14999	<i>Category:</i> CFD Road Improvements	<i>Start Date:</i> 2017
<i>Hosting Fund:</i> Village One #2 CFD Fund - Capital	<i>Type Class:</i> CFD Road Improvements	<i>End Date:</i>
<i>Element Listing:</i> Comm Svcs & Fac	<i>Area:</i> Village One	<i>Status:</i> Active
<i>Classification:</i> Improvements	<i>Manager:</i> Sacuskie, Michael Wayne	<i>Const. Code:</i> Not Awarded

Proj Desc: This project will provide funding to construct full road improvements along the east side of Oakdale Road from Floyd Ave. to Sylvan Ave. including the installation of a landscaped median. A portion of this project was constructed by a developer. The developer was reimbursed per the terms set forth in the Acquisition and Shortfall Agreement with the CFD. This project was previously project 100098 held in fund 3290.

Proj Stat: Survey work has been completed. Design parameters remain in question. Right-of-way acquisition and utility relocation are required.

Expenditures	Budget	Actual+Commit	Available	Prop. Inc./Dec. for 23-24	Budget+Prop. Inc./Dec.	Avail.+Prop. Inc./Dec.	24-25	25-26	26-27	27-28	Total Budgeted up to 2028
CA Construction Admin	190,218	25,426	164,792	0	190,218	164,792	0	0	0	0	190,218
CON Construction	1,992,819	337,819	1,655,000	0	1,992,819	1,655,000	0	0	0	0	1,992,819
CTGY-CIP Contingency - CIP	248,000	0	248,000	0	248,000	248,000	0	0	0	0	248,000
DR Develop Reimburse	2,635,322	2,635,322	0	0	2,635,322	0	0	0	0	0	2,635,322
EDA Eng/Design/Admin	388,801	139,094	249,707	0	388,801	249,707	0	0	0	0	388,801
ENV CIP - Environmental	50,000	0	50,000	0	50,000	50,000	0	0	0	0	50,000
LA Land Acquisition	373,131	76,131	297,000	0	373,131	297,000	0	0	0	0	373,131
UE Utility and EIR	0	0	0	0	0	0	0	0	0	0	0
Expenditure Totals:	5,878,291	3,213,793	2,664,498	0	5,878,291	2,664,498	0	0	0	0	5,878,291

Fund Balance Required	Budget+Prop. Inc./Dec.	Available+Prop. Inc./Dec.
Village One #2 CFD Fund - Capital	5,878,291	2,664,498



City of Modesto

Project #: 101089

CED - Tully Rd. Safety Improvement Project



City of Modesto: 2024-28 Capital Improvement Program

CED - Tully Rd. Safety Improvement Project

101089
Capital Un-sponsored

<i>Cost Center:</i> 14999	<i>Category:</i> Traffic Circulation	<i>Start Date:</i> 2018
<i>Hosting Fund:</i> Measure L - Capital Projects-3300	<i>Type Class:</i> Maintenance	<i>End Date:</i>
<i>Element Listing:</i> Comm Svcs & Fac	<i>Area:</i> Within City	<i>Status:</i> Active
<i>Classification:</i> Improvements	<i>Manager:</i> Soares, Phillip A	<i>Const. Code:</i> New or Future

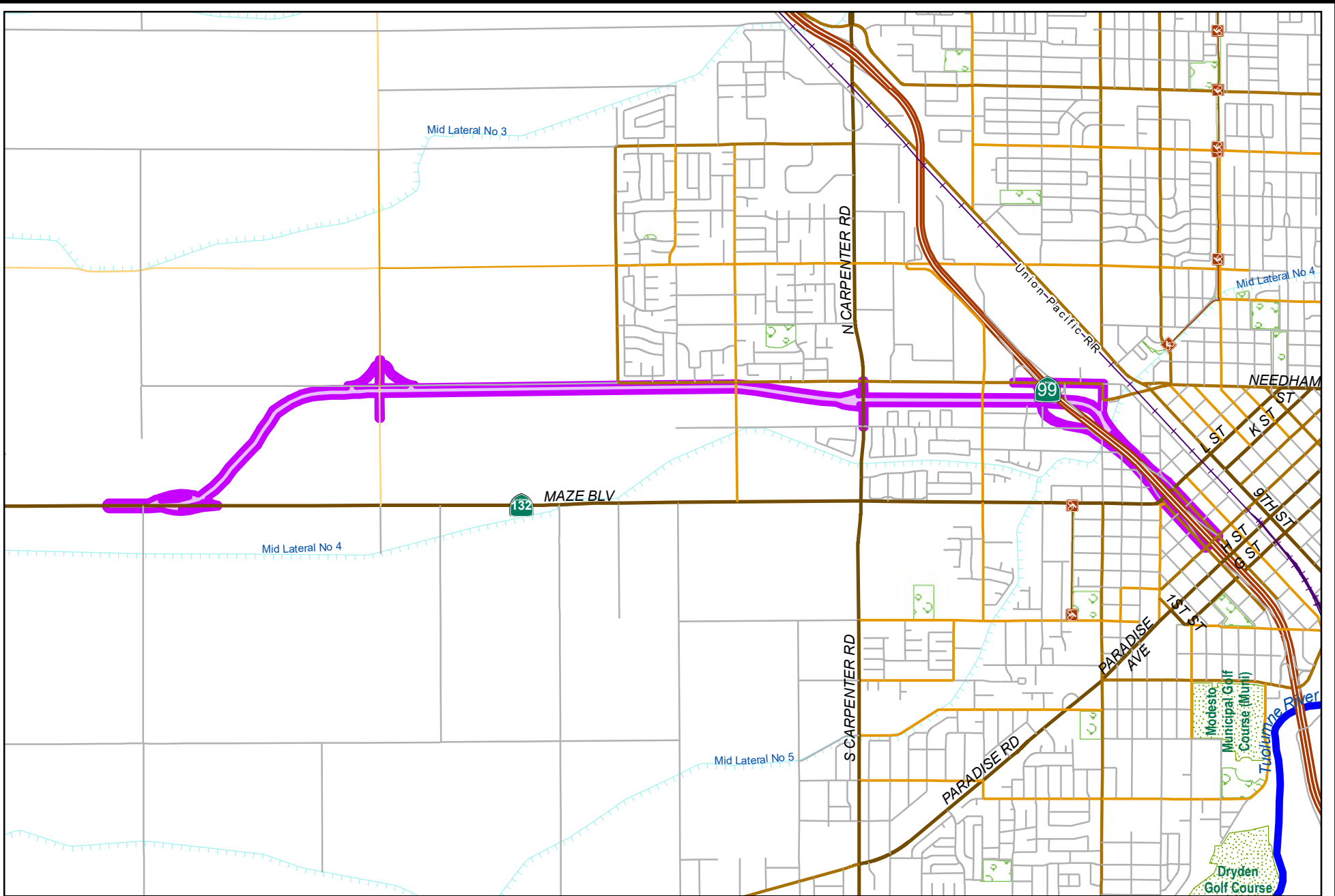
Proj Desc: This project will provide a safe method for pedestrians and bicyclist to cross Tully Road located approximately 1,520 feet south of the intersection of Pelandale Avenue

Proj Stat: Design is 95% complete. Anticipate bidding with Carver/Bangs (101073).

Revenues	Budget	Actuals+Commit	Available	Prop. Inc./Dec. for 23-24	Bud + Prop. Incr/Decr	Avail.+ Prop. Incr/Decr	24-25	25-26	26-27	27-28	Total Budgeted up to 2028
61410 Transfer In from Fund 1410	511,183	35,048	476,135	0	511,183	476,135	0	0	0	0	511,183
Revenue Totals:	511,183	35,048	476,135	0	511,183	476,135	0	0	0	0	511,183

Expenditures	Budget	Actual+Commit	Available	Prop. Inc./Dec. for 23-24	Budget+Prop. Inc./Dec.	Avail.+Prop. Inc./Dec.	24-25	25-26	26-27	27-28	Total Budgeted up to 2028
CA Construction Admin	34,543	0	34,543	0	34,543	34,543	0	0	0	0	34,543
CC Consultant Charges	25,462	25,462	0	0	25,462	0	0	0	0	0	25,462
CON Construction	406,640	0	406,640	0	406,640	406,640	0	0	0	0	406,640
CTGY-CIP Contingency - CIP	10,000	0	10,000	0	10,000	10,000	0	0	0	0	10,000
EDA Eng/Design/Admin	34,538	12,484	22,054	0	34,538	22,054	0	0	0	0	34,538
Expenditure Totals:	511,183	37,946	473,237	0	511,183	473,237	0	0	0	0	511,183

Fund Balance Required	Budget+Prop. Inc./Dec.	Available+Prop. Inc./Dec.
Measure L - Capital Projects-3300	0	-2,897



City of Modesto

Project #: 101119

CED - State Route 132 West Expressway--CON



City of Modesto: 2024-28 Capital Improvement Program

CED - SR 132 West Expressway - CON-FHWA-CalTrans-TGHPLUL-5059(230)-2019-20.205
HWY Planning and CON

101119

Capital Un-sponsored

<i>Cost Center:</i> 14999	<i>Category:</i> Traffic Circulation	<i>Start Date:</i> 2019
<i>Hosting Fund:</i> Capital Grants - Streets CIP Projects-3160	<i>Type Class:</i> Expressway Improvements	<i>End Date:</i> 2024
<i>Element Listing:</i> Comm Dev	<i>Area:</i> System Wide	<i>Status:</i> Active
<i>Classification:</i> Improvements	<i>Manager:</i> Rawles, John W	<i>Const. Code:</i> Under Construction

Proj Desc: Construct 2 lane expressway between Needham and Dakota Ave.

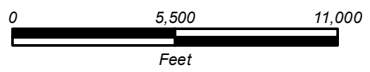
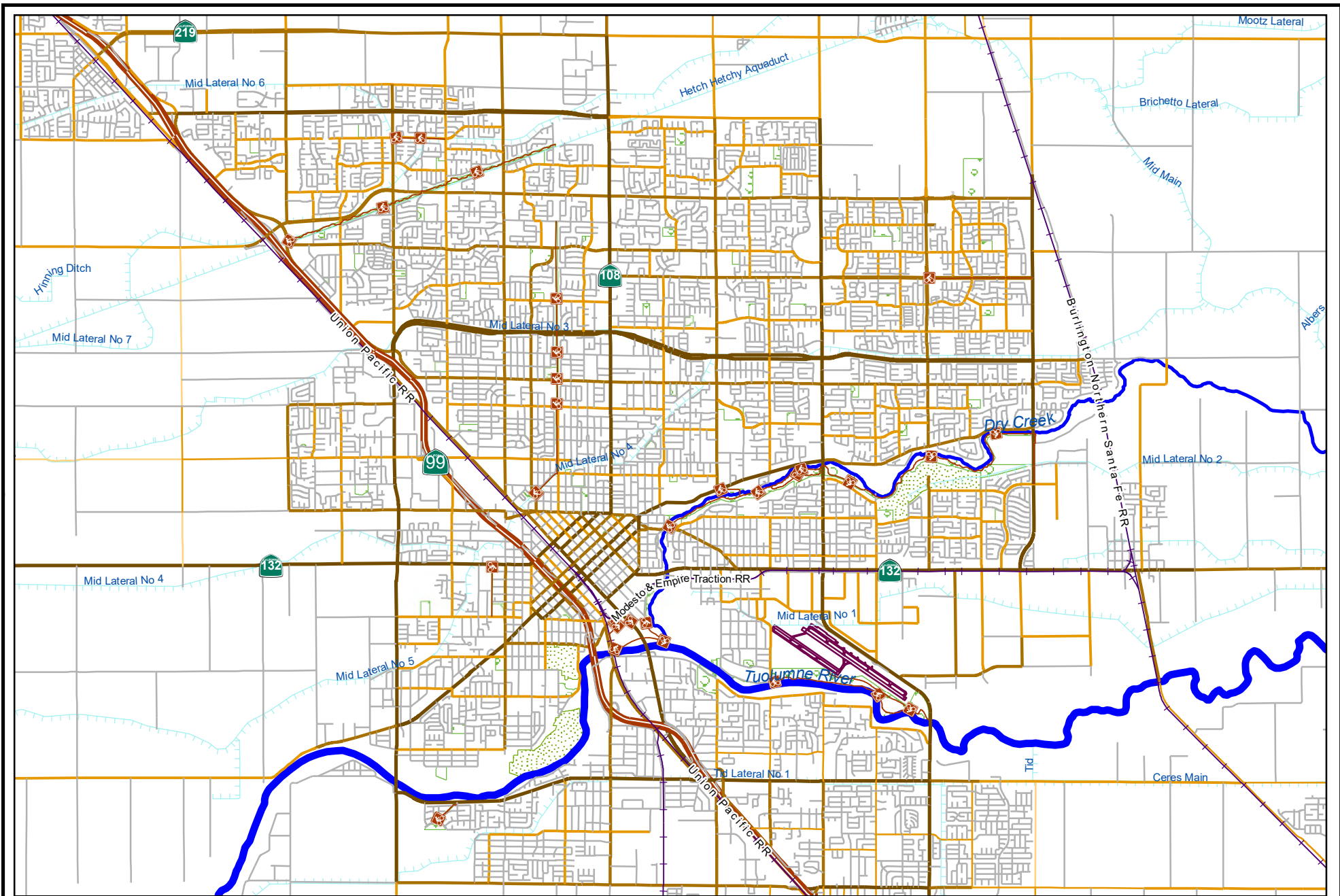
Proj Stat: Construction to be completed June 2023

Revenues	Budget	Actuals+Commit	Available	Prop. Inc./Dec. for 23-24	Bud + Prop. Incr/Decr	Avail.+ Prop. Incr/Decr	24-25	25-26	26-27	27-28	Total Budgeted up to 2028
42110 Intergov - State - CA Department of Transportation	83,811,834	72,431,151	11,380,683	0	83,811,834	11,380,683	0	0	0	0	83,811,834
42330 Intergov - Measure L Regional Funds	31,800,000	27,505,004	4,294,996	0	31,800,000	4,294,996	0	0	0	0	31,800,000
63410 Transfer In from Fund 3410	9,870,886	1,791,490	8,079,396	0	9,870,886	8,079,396	0	0	0	0	9,870,886
Revenue Totals:	125,482,720	101,727,644	23,755,076	0	125,482,720	23,755,076	0	0	0	0	125,993,903

Expenditures	Budget	Actual+Commit	Available	Prop. Inc./Dec. for 23-24	Budget+Prop. Inc./Dec.	Avail.+Prop. Inc./Dec.	24-25	25-26	26-27	27-28	Total Budgeted up to 2028
CA-CFF CA-Streets CFF	6,601,536	208,824	6,392,712	0	6,601,536	6,392,712	0	0	0	0	6,601,536
CA-DOKKENML CA-DOKKEN Measure L	2,010,513	1,911,565	98,948	0	2,010,513	98,948	0	0	0	0	2,010,513
CA-STAFFML CA-STAFF Measure L	1,800,000	1,957,032	-157,032	0	1,800,000	-157,032	0	0	0	0	1,800,000
CA-WSPCFF CA-WSP Streets CFF	3,269,350	2,577,108	692,242	0	3,269,350	692,242	0	0	0	0	3,269,350
CA-WSPML CA-WSP Measure L	9,725,320	9,725,279	41	0	9,725,320	41	0	0	0	0	9,725,320
CON-DEMO CON-DEMO Grant	3,045,056	2,962,173	82,883	0	3,045,056	82,883	0	0	0	0	3,045,056
CON-KERNRIP CON-KERNRIP Grant	3,173,980	3,086,265	87,715	0	3,173,980	87,715	0	0	0	0	3,173,980
CON-ML CON-Measure L	14,517,714	13,615,785	901,929	0	14,517,714	901,929	0	0	0	0	14,517,714
CON-RIP CON-RIP Grant	36,654,024	35,609,626	1,044,398	0	36,654,024	1,044,398	0	0	0	0	36,654,024
CON-RSTP CON-RSTP Gratr	3,749,830	3,646,501	103,329	0	3,749,830	103,329	0	0	0	0	3,749,830
CON-SHOPP CON-SHOPP Grant	2,400,000	2,396,075	3,925	0	2,400,000	3,925	0	0	0	0	2,400,000
CON-SUPML CON-SUP Measure L	1,020,000	398,529	621,471	0	1,020,000	621,471	0	0	0	0	1,020,000
CON-TCEP CON-TCEP Grant	19,043,878	18,472,599	571,279	0	19,043,878	571,279	0	0	0	0	19,043,878
CON-TIGER CON-TIGER Grant	8,161,662	7,933,388	228,274	0	8,161,662	228,274	0	0	0	0	8,161,662
CTGY-CIP Contingency - CIP	9,074,615	3,799,097	5,275,518	0	9,074,615	5,275,518	0	0	0	0	9,074,615
CTGY-PROJECTML CTGY-PROJECTML	1,235,242	988,392	246,850	0	1,235,242	246,850	0	0	0	0	1,235,242

Expenditure Totals:											
	125,482,720	109,288,237	16,194,483	0	125,482,720	16,194,483	0	0	0	0	125,482,720
=====											
Fund Balance Required					Budget+Prop. Inc./Dec.	Available+Prop. Inc./Dec.					

Capital Grants - Streets CIP Projects-3160					0	-7,560,593					



City of Modesto

Project #: 101123

PW - Fiber Drop Traffic Signal Cabinet



City of Modesto: 2024-28 Capital Improvement Program

PW - Fiber Drop Traffic Signal Cabinet

101123
Capital Un-sponsored

<i>Cost Center:</i> 59999	<i>Category:</i> Traffic Circulation	<i>Start Date:</i> 2018
<i>Hosting Fund:</i> Measure L - Capital Projects-3300	<i>Type Class:</i> Traffic Signal Coordination	<i>End Date:</i>
<i>Element Listing:</i> Comm Dev	<i>Area:</i> Within City	<i>Status:</i> Active
<i>Classification:</i> Improvements	<i>Manager:</i> Ashby, James	<i>Const. Code:</i> Under Construction

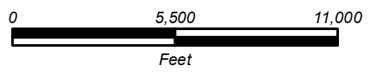
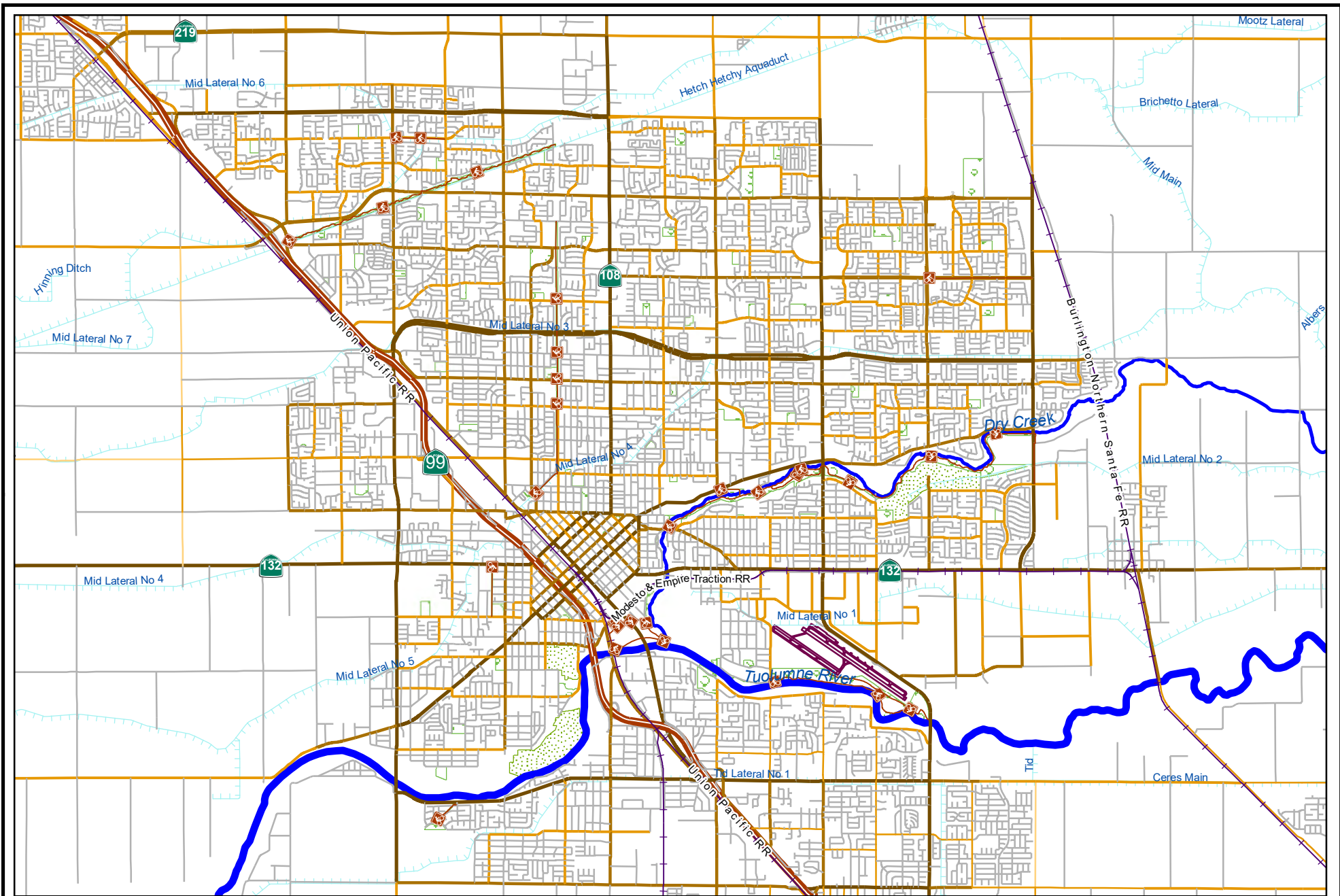
Proj Desc: Cut and splice onto existing fiber optic back bone. Bringing fiber optic cable into traffic signal cabinets along Briggmore, Standiford/Sylvan, and Oakdale.

Proj Stat: 99% complete. Need to closeout.

Revenues	Budget	Actuals+Commit	Available	Prop. Inc./Dec. for 23-24	Bud + Prop. Incr/Decr	Avail.+ Prop. Incr/Decr	24-25	25-26	26-27	27-28	Total Budgeted up to 2028
61410 Transfer In from Fund 1410	420,372	239,691	180,681	0	420,372	180,681	0	0	0	0	420,372
Revenue Totals:	420,372	239,691	180,681	0	420,372	180,681	0	0	0	0	420,372

Expenditures	Budget	Actual+Commit	Available	Prop. Inc./Dec. for 23-24	Budget+Prop. Inc./Dec.	Avail.+Prop. Inc./Dec.	24-25	25-26	26-27	27-28	Total Budgeted up to 2028
CON Construction	395,372	239,535	155,837	0	395,372	155,837	0	0	0	0	395,372
EDA Eng/Design/Admin	25,000	621	24,379	0	25,000	24,379	0	0	0	0	25,000
Expenditure Totals:	420,372	240,156	180,216	0	420,372	180,216	0	0	0	0	420,372

Fund Balance Required	Budget+Prop. Inc./Dec.	Available+Prop. Inc./Dec.
Measure L - Capital Projects-3300	0	-465



City of Modesto

Project #: 101124

PW - Replace 35 Obsolete Traffic Controllers



City of Modesto: 2024-28 Capital Improvement Program

PW - Replace 35 Obsolete Traffic Controllers

101124
Capital Un-sponsored

<i>Cost Center:</i> 59999	<i>Category:</i> Traffic Circulation	<i>Start Date:</i> 2018
<i>Hosting Fund:</i> Measure L - Capital Projects-3300	<i>Type Class:</i> Traffic Control Devices	<i>End Date:</i> 2023
<i>Element Listing:</i> Comm Svcs & Fac	<i>Area:</i> Within City	<i>Status:</i> Active
<i>Classification:</i> Replacement	<i>Manager:</i> Ashby, James	<i>Const. Code:</i> Under Construction

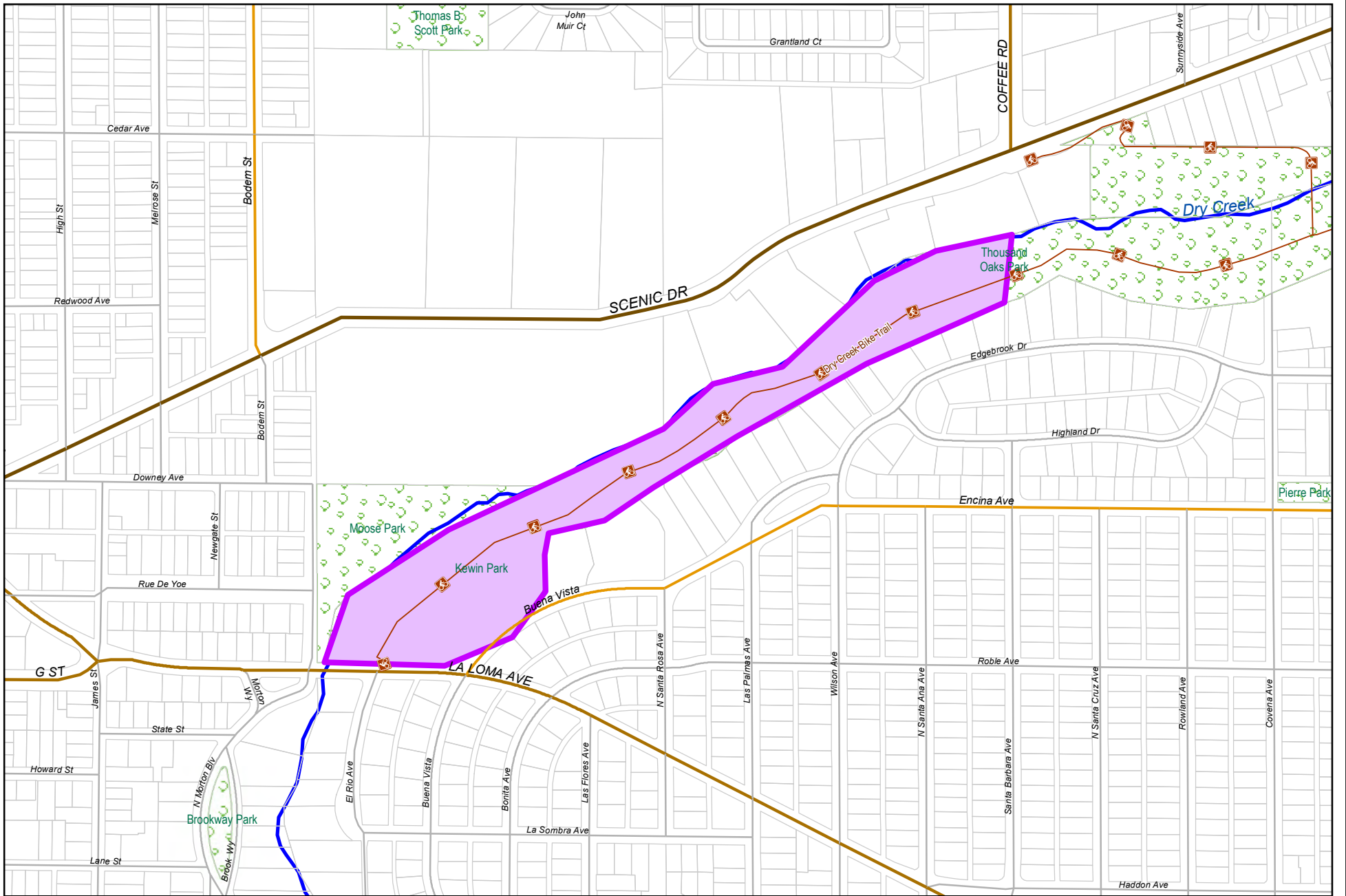
Proj Desc: Order and install needed traffic controllers, cards to upgrade existng 2070s to 2070LX, and ethernet switches.

Proj Stat: In construction. Will be closed out this year.

Revenues	Budget	Actuals+Commit	Available	Prop. Inc./Dec. for 23-24	Bud + Prop. Incr/Decr	Avail.+ Prop. Incr/Decr	24-25	25-26	26-27	27-28	Total Budgeted up to 2028
61410 Transfer In from Fund 1410	178,250	150,149	28,101	0	178,250	28,101	0	0	0	0	178,250
Revenue Totals:	178,250	150,149	28,101	0	178,250	28,101	0	0	0	0	178,250

Expenditures	Budget	Actual+Commit	Available	Prop. Inc./Dec. for 23-24	Budget+Prop. Inc./Dec.	Avail.+Prop. Inc./Dec.	24-25	25-26	26-27	27-28	Total Budgeted up to 2028
EDA Eng/Design/Admin	178,250	150,149	28,101	0	178,250	28,101	0	0	0	0	178,250
Expenditure Totals:	178,250	150,149	28,101	0	178,250	28,101	0	0	0	0	178,250

Fund Balance Required	Budget+Prop. Inc./Dec.	Available+Prop. Inc./Dec.
Measure L - Capital Projects-3300	0	0



City of Modesto
 Project #: 101126
 CED - Dry Creek Trail Maintenance



City of Modesto: 2024-28 Capital Improvement Program

CED - Dry Creek Trail Maintenance

101126
Capital Un-sponsored

<i>Cost Center:</i> 14999	<i>Category:</i> Traffic Circulation	<i>Start Date:</i> 2018
<i>Hosting Fund:</i> Measure L - Capital Projects-3300	<i>Type Class:</i> Maintenance	<i>End Date:</i> 2024
<i>Element Listing:</i> Comm Dev	<i>Area:</i> Within City	<i>Status:</i> Active
<i>Classification:</i> Improvements	<i>Manager:</i> Sacuskie, Michael Wayne	<i>Const. Code:</i> Construction Completed

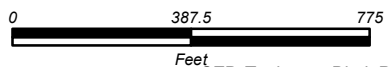
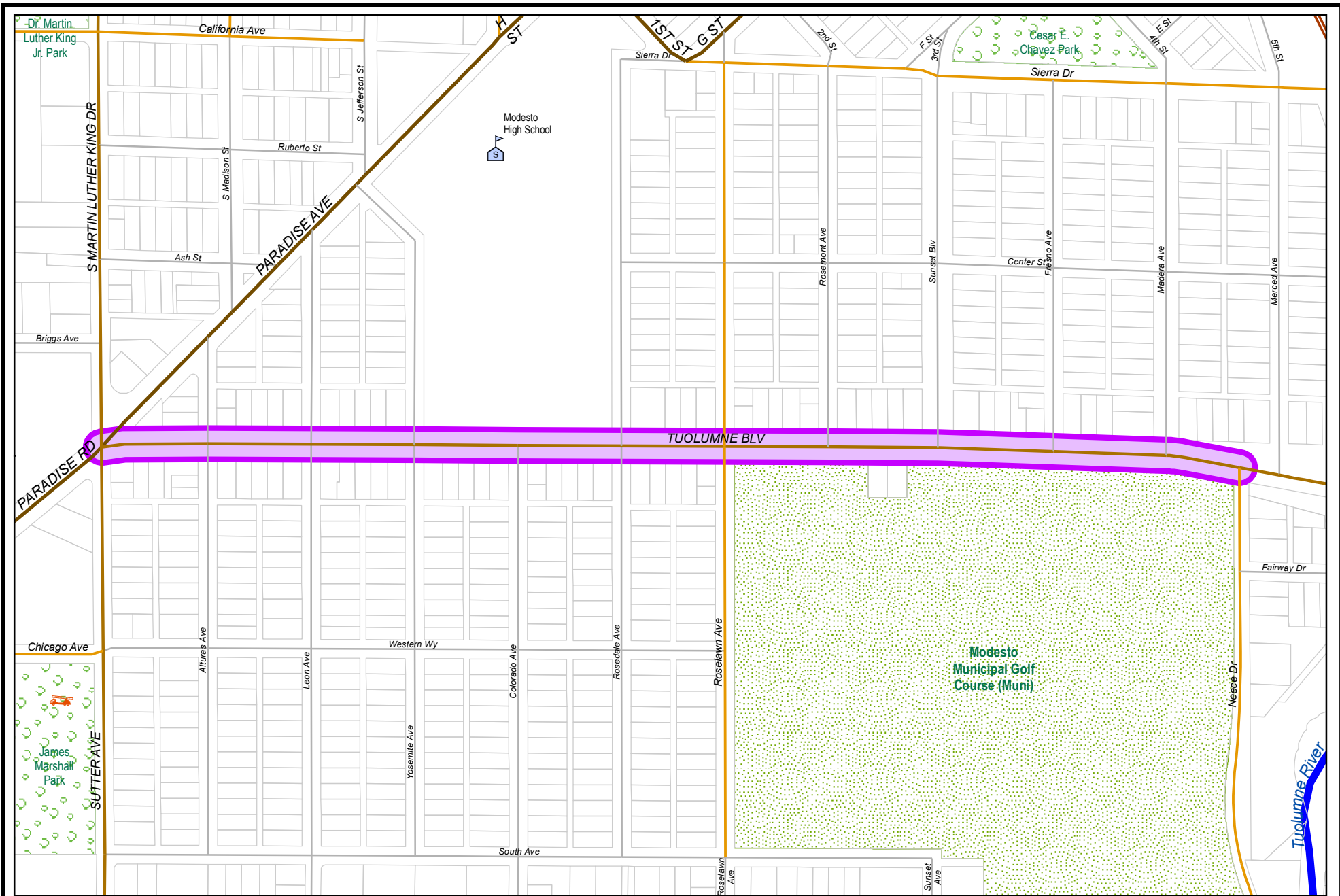
Proj Desc: Pavement Rehabilitation, shoulder improvements, ADA upgrades and new striping from La Loma Ave. to 1000 Oaks - Lift Station.

Proj Stat: Construction complete.

Revenues	Budget	Actuals+Commit	Available	Prop. Inc./Dec. for 23-24	Bud + Prop. Incr/Decr	Avail.+ Prop. Incr/Decr	24-25	25-26	26-27	27-28	Total Budgeted up to 2028
61410 Transfer In from Fund 1410	685,000	654,263	30,737	0	685,000	30,737	0	0	0	0	685,000
61420 Transfer in from Fund 1420	50,000	50,000	0	0	50,000	0	0	0	0	0	50,000
Revenue Totals:	735,000	704,263	30,737	0	735,000	30,737	0	0	0	0	913,250

Expenditures	Budget	Actual+Commit	Available	Prop. Inc./Dec. for 23-24	Budget+Prop. Inc./Dec.	Avail.+Prop. Inc./Dec.	24-25	25-26	26-27	27-28	Total Budgeted up to 2028
CA Construction Admin	110,204	104,732	5,472	0	110,204	5,472	0	0	0	0	110,204
CCF City Construct Force	5,000	0	5,000	0	5,000	5,000	0	0	0	0	5,000
CON Construction	458,256	448,256	10,000	0	458,256	10,000	0	0	0	0	458,256
CTGY-CIP Contingency - CIP	48,274	43,912	4,362	0	48,274	4,362	0	0	0	0	48,274
EDA Eng/Design/Admin	113,266	108,906	4,360	0	113,266	4,360	0	0	0	0	113,266
Expenditure Totals:	735,000	705,807	29,193	0	735,000	29,193	0	0	0	0	735,000

Fund Balance Required	Budget+Prop. Inc./Dec.	Available+Prop. Inc./Dec.
Measure L - Capital Projects-3300	0	-1,544



City of Modesto
Project #: 101157



CED-Tuolumne Blvd. Pavement Rehabilitation from Paradise Rd to Neece Dr. - FHWA-CalTrans-SPTL-5059(234)-2019-20.205 HWY Planning and Con



City of Modesto: 2024-28 Capital Improvement Program

CED-Tuolumne Blvd. Pavement Rehabilitation from Paradise Rd to Neece Dr. - FHWA-CalTrans-SPTL-5059(234)-2019-20.205 HWY Planning and Con - Capital/Non-Capital Mix

101157

Capital Un-sponsored

<i>Cost Center:</i> 14999	<i>Category:</i> Traffic Circulation	<i>Start Date:</i> 2019
<i>Hosting Fund:</i> Capital Grants - Streets CIP Projects-3160	<i>Type Class:</i> Infrastructure Preservation	<i>End Date:</i>
<i>Element Listing:</i> Comm Dev	<i>Area:</i> Within City	<i>Status:</i> New
<i>Classification:</i> Maintenance	<i>Manager:</i> Soares, Phillip A	<i>Const. Code:</i> New or Future

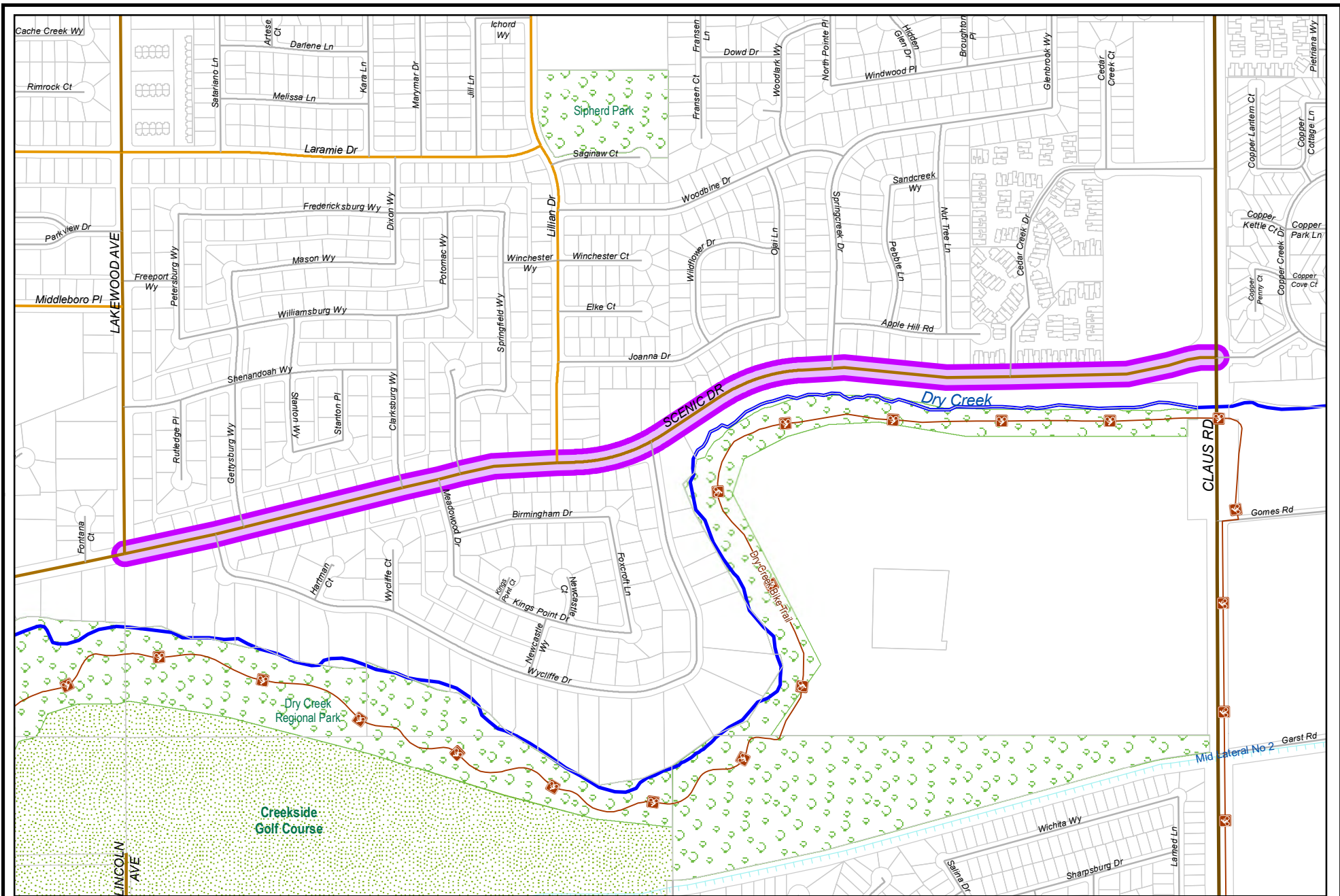
Proj Desc: This is a federally-funded pavement rehabilitation project utilizing RSTP funds. FHWA-CalTrans-STPL-5059 (234)

Proj Stat: In design.

Revenues	Budget	Actuals+Commit	Available	Prop. Inc./Dec. for 23-24	Bud + Prop. Incr/Decr	Avail.+ Prop. Incr/Decr	24-25	25-26	26-27	27-28	Total Budgeted up to 2028
42110 Intergov - State - CA Department of Transportation	300,000	54,626	245,374	0	300,000	245,374	0	0	0	0	300,000
61410 Transfer In from Fund 1410	3,525,893	0	3,525,893	0	3,525,893	3,525,893	0	0	0	0	3,525,893
Revenue Totals:	3,825,893	54,626	3,771,267	0	3,825,893	3,771,267	0	0	0	0	3,825,893

Expenditures	Budget	Actual+Commit	Available	Prop. Inc./Dec. for 23-24	Budget+Prop. Inc./Dec.	Avail.+Prop. Inc./Dec.	24-25	25-26	26-27	27-28	Total Budgeted up to 2028
CON Construction	3,525,893	0	3,525,893	0	3,525,893	3,525,893	0	0	0	0	3,525,893
EDA Eng/Design/Admin	300,000	124,538	175,462	0	300,000	175,462	0	0	0	0	300,000
Expenditure Totals:	3,825,893	124,538	3,701,355	0	3,825,893	3,701,355	0	0	0	0	3,825,893

Fund Balance Required	Budget+Prop. Inc./Dec.	Available+Prop. Inc./Dec.
Capital Grants - Streets CIP Projects-3160	0	-69,912



City of Modesto

Project #: 101168

CED - Scenic Drive Pavement Rehabilitation Phase 1 (Lakewood Ave to Claus Rd)



City of Modesto: 2024-28 Capital Improvement Program

**CED - Scenic Drive Pavement Rehabilitation Phase 1 (Lakewood Ave to Claus Rd)
(Suspended)**

101168

Capital Un-sponsored

<i>Cost Center:</i> 14999	<i>Category:</i> Traffic Circulation	<i>Start Date:</i> 2019
<i>Hosting Fund:</i> Measure L - Capital Projects-3300	<i>Type Class:</i> Maintenance	<i>End Date:</i> 2023
<i>Element Listing:</i> Comm Dev	<i>Area:</i> Within City	<i>Status:</i> Active
<i>Classification:</i> Improvements	<i>Manager:</i> Soares, Phillip A	<i>Const. Code:</i> To be Closed

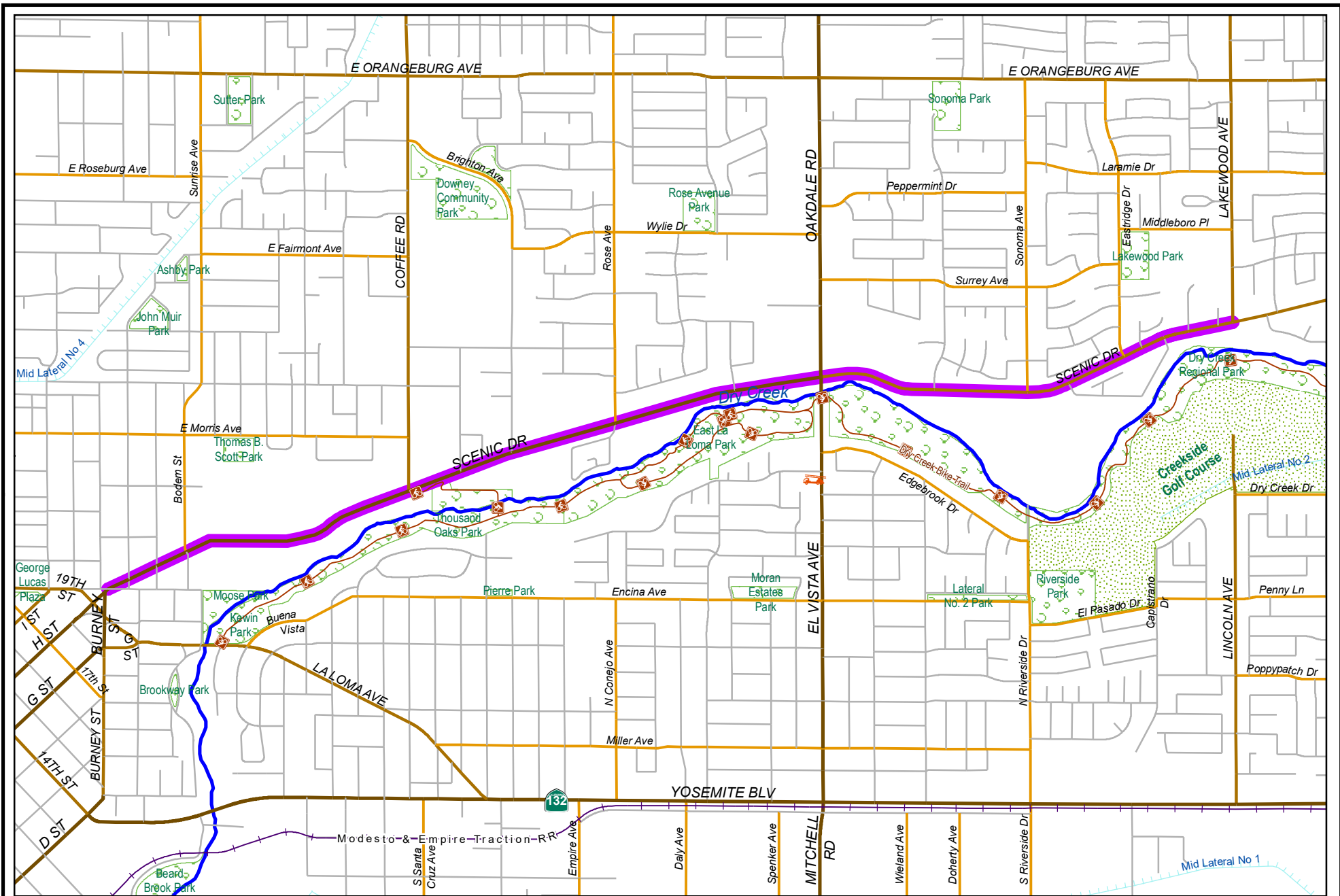
Proj Desc: Pavement rehabilitation on Scenic Drive from Lakewood Avenue to Claus Road, approximately 1.0 miles. Anticipated project improvements include roadway resurfacing and/or reconstruction, new signage and striping, signal upgrades (including detection cameras) where needed, ADA upgrades (6 ramp upgrades), and storm drainage system improvements.

Proj Stat: Constructin Complete

Revenues	Budget	Actuals+Commit	Available	Prop. Inc./Dec. for 23-24	Bud + Prop. Incr/Decr	Avail.+ Prop. Incr/Decr	24-25	25-26	26-27	27-28	Total Budgeted up to 2028
61410 Transfer In from Fund 1410	1,345,720	1,243,944	101,776	0	1,345,720	101,776	0	0	0	0	1,345,720
61420 Transfer in from Fund 1420	393,780	393,780	0	0	393,780	0	0	0	0	0	393,780
Revenue Totals:	1,739,500	1,637,724	101,776	0	1,739,500	101,776	0	0	0	0	1,739,500

Expenditures	Budget	Actual+Commit	Available	Prop. Inc./Dec. for 23-24	Budget+Prop. Inc./Dec.	Avail.+Prop. Inc./Dec.	24-25	25-26	26-27	27-28	Total Budgeted up to 2028
CA Construction Admin	162,000	158,909	3,091	0	162,000	3,091	0	0	0	0	162,000
CCF City Construct Force	26,531	204	26,327	0	26,531	26,327	0	0	0	0	26,531
CON Construction	1,173,458	1,145,150	28,308	0	1,173,458	28,308	0	0	0	0	1,173,458
CTGY-CIP Contingency - CIP	140,814	103,410	37,405	0	140,814	37,405	0	0	0	0	140,814
EDA Eng/Design/Admin	236,697	230,051	6,646	0	236,697	6,646	0	0	0	0	236,697
Expenditure Totals:	1,739,500	1,637,724	101,776	0	1,739,500	101,776	0	0	0	0	1,739,500

Fund Balance Required	Budget+Prop. Inc./Dec.	Available+Prop. Inc./Dec.
Measure L - Capital Projects-3300	0	0



City of Modesto

Project #: 101169

CED - Scenic Drive Pavement Rehabilitation Phase 2 (Downey Ave to Lakewood Ave)



City of Modesto: 2024-28 Capital Improvement Program

CED - Scenic Drive Pavement Rehabilitation Phase 2 (Downey Ave to Lakewood Ave)

101169

Capital Un-sponsored

<i>Cost Center:</i> 14999	<i>Category:</i> Traffic Circulation	<i>Start Date:</i> 2019
<i>Hosting Fund:</i> Measure L - Capital Projects-3300	<i>Type Class:</i> Maintenance	<i>End Date:</i>
<i>Element Listing:</i> Comm Dev	<i>Area:</i> Within City	<i>Status:</i> New
<i>Classification:</i> Improvements	<i>Manager:</i> Soares, Phillip A	<i>Const. Code:</i> New or Future

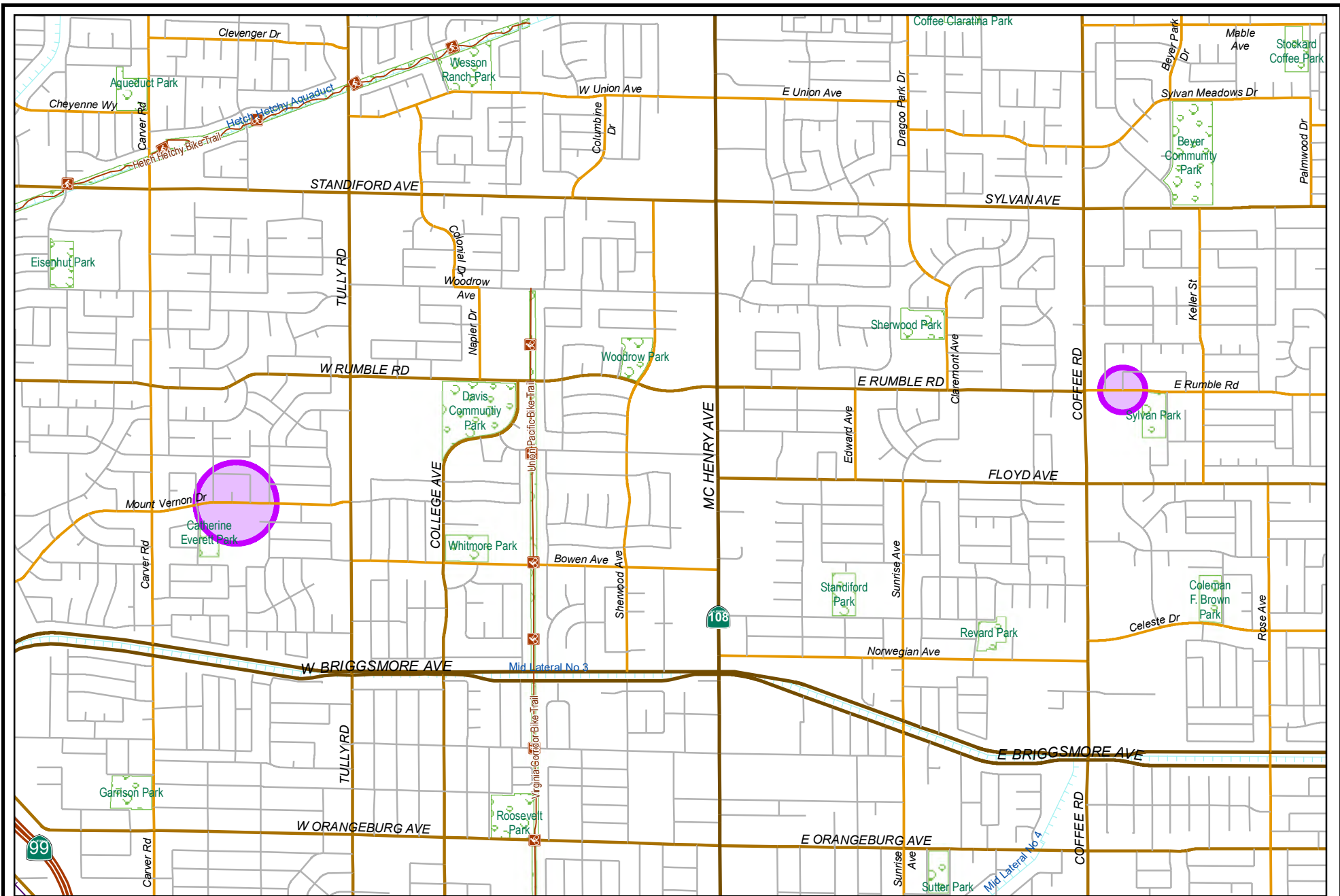
Proj Desc: Pavement rehabilitation on Scenic Drive from Downey Avenue to Lakewood Avenue, approximately 3.0 miles. Anticipated project improvements include roadway resurfacing and/or reconstruction, new signage and striping, ADA upgrades, and storm drainage system improvements.

Proj Stat: In design.

Revenues	Budget	Actuals+Commit	Available	Prop. Inc./Dec. for 23-24	Bud + Prop. Incr/Decr	Avail.+ Prop. Incr/Decr	24-25	25-26	26-27	27-28	Total Budgeted up to 2028
61410 Transfer In from Fund 1410	6,035,580	288,336	5,747,244	0	6,035,580	5,747,244	0	0	0	0	6,035,580
Revenue Totals:	6,035,580	288,336	5,747,244	0	6,035,580	5,747,244	0	0	0	0	6,035,580

Expenditures	Budget	Actual+Commit	Available	Prop. Inc./Dec. for 23-24	Budget+Prop. Inc./Dec.	Avail.+Prop. Inc./Dec.	24-25	25-26	26-27	27-28	Total Budgeted up to 2028
CA Construction Admin	384,000	715	383,285	0	384,000	383,285	0	0	0	0	384,000
CON Construction	4,800,000	0	4,800,000	0	4,800,000	4,800,000	0	0	0	0	4,800,000
CTGY Contingency	384,000	0	384,000	0	384,000	384,000	0	0	0	0	384,000
EDA Eng/Design/Admin	467,580	313,295	154,285	0	467,580	154,285	0	0	0	0	467,580
Expenditure Totals:	6,035,580	314,010	5,721,570	0	6,035,580	5,721,570	0	0	0	0	6,035,580

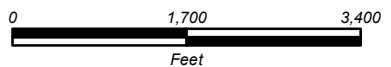
Fund Balance Required	Budget+Prop. Inc./Dec.	Available+Prop. Inc./Dec.
Measure L - Capital Projects-3300	0	-25,674



City of Modesto

Project #: 101175

PW - School Crosswalk Beacon



City of Modesto: 2024-28 Capital Improvement Program

PW - School Crosswalk Beacon

101175
Capital Un-sponsored

<i>Cost Center:</i> 59999	<i>Category:</i> Traffic Circulation	<i>Start Date:</i> 2019
<i>Hosting Fund:</i> Measure L - Capital Projects-3300	<i>Type Class:</i> Traffic Control Devices	<i>End Date:</i>
<i>Element Listing:</i> Public Safety	<i>Area:</i> Within City	<i>Status:</i> Active
<i>Classification:</i> Improvements	<i>Manager:</i> Ashby, James	<i>Const. Code:</i> Under Construction

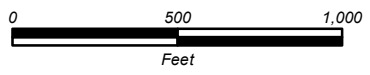
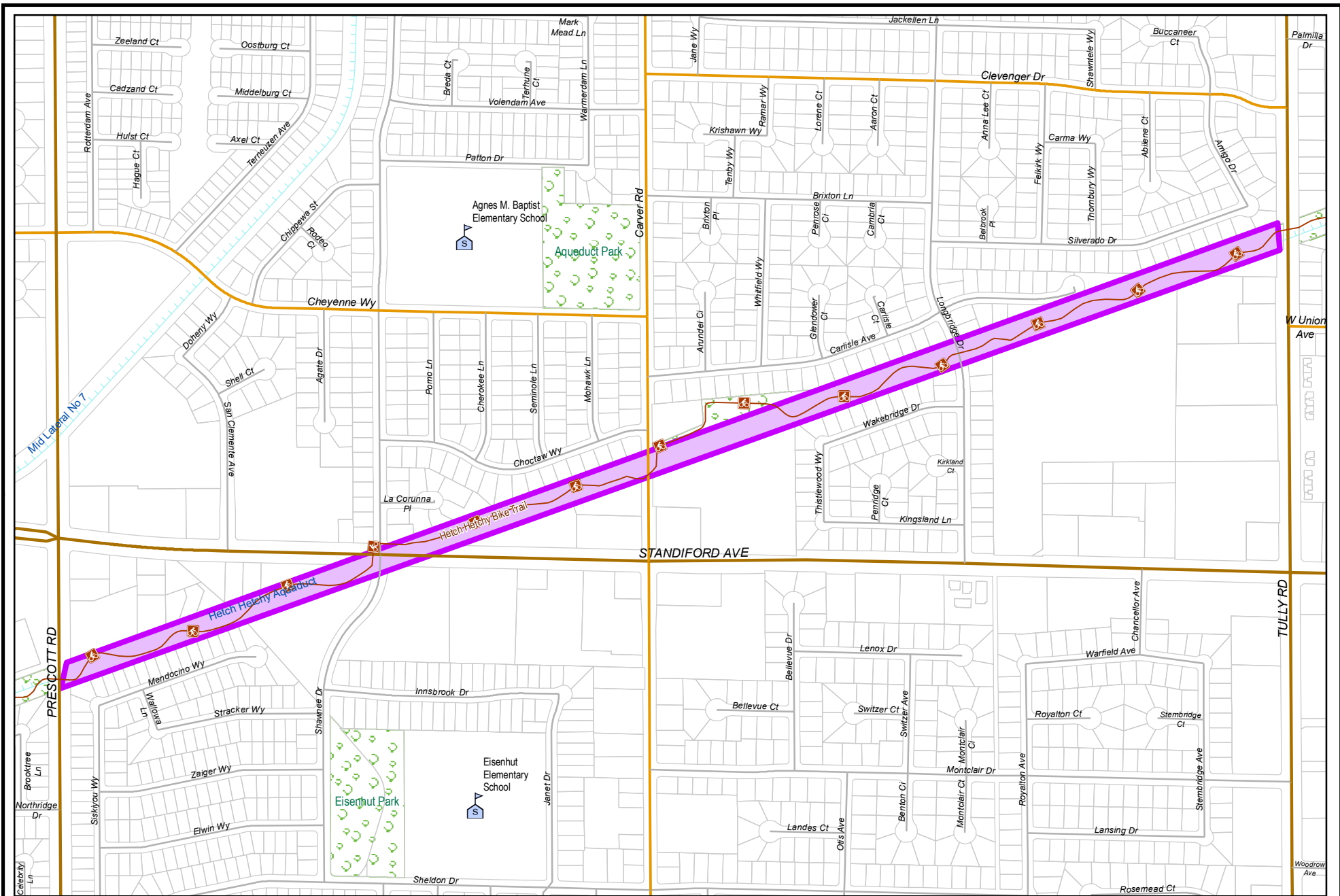
Proj Desc: Installation of two rectangular rapid flashing beacons and upgrade ADA improvements at Mt. Vernon (mid-block in front of Everett Elementary School) and Rumble/Bay.

Proj Stat: 99% construction complete. Needs closeout.

Revenues	Budget	Actuals+Commit	Available	Prop. Inc./Dec. for 23-24	Bud + Prop. Incr/Decr	Avail.+ Prop. Incr/Decr	24-25	25-26	26-27	27-28	Total Budgeted up to 2028
61410 Transfer In from Fund 1410	1,061,316	567,501	493,815	0	1,061,316	493,815	0	0	0	0	1,061,316
Revenue Totals:	1,061,316	567,501	493,815	0	1,061,316	493,815	0	0	0	0	1,061,316

Expenditures	Budget	Actual+Commit	Available	Prop. Inc./Dec. for 23-24	Budget+Prop. Inc./Dec.	Avail.+Prop. Inc./Dec.	24-25	25-26	26-27	27-28	Total Budgeted up to 2028
CA Construction Admin	122,851	69,711	53,140	0	122,851	53,140	0	0	0	0	122,851
CON Construction	744,555	744,555	0	0	744,555	0	0	0	0	0	744,555
CTGY-CIP Contingency - CIP	148,910	45,284	103,626	0	148,910	103,626	0	0	0	0	148,910
EDA Eng/Design/Admin	45,000	37,302	7,698	0	45,000	7,698	0	0	0	0	45,000
Expenditure Totals:	1,061,316	896,853	164,463	0	1,061,316	164,463	0	0	0	0	1,061,316

Fund Balance Required	Budget+Prop. Inc./Dec.	Available+Prop. Inc./Dec.
Measure L - Capital Projects-3300	0	-329,352



City of Modesto

Project #: 101179

PW - HAWK System at Hetch-Hetchy on Tully and Prescott



City of Modesto: 2024-28 Capital Improvement Program

PW - HAWK System at Hetch-Hetchy on Tully and Prescott

101179
Capital Un-sponsored

<i>Cost Center:</i> 59999	<i>Category:</i> Traffic Circulation	<i>Start Date:</i> 2019
<i>Hosting Fund:</i> Measure L - Capital Projects-3300	<i>Type Class:</i> Traffic Control Devices	<i>End Date:</i>
<i>Element Listing:</i> Public Safety	<i>Area:</i> Within City	<i>Status:</i> New
<i>Classification:</i> Improvements	<i>Manager:</i> Ashby, James	<i>Const. Code:</i> Under Construction

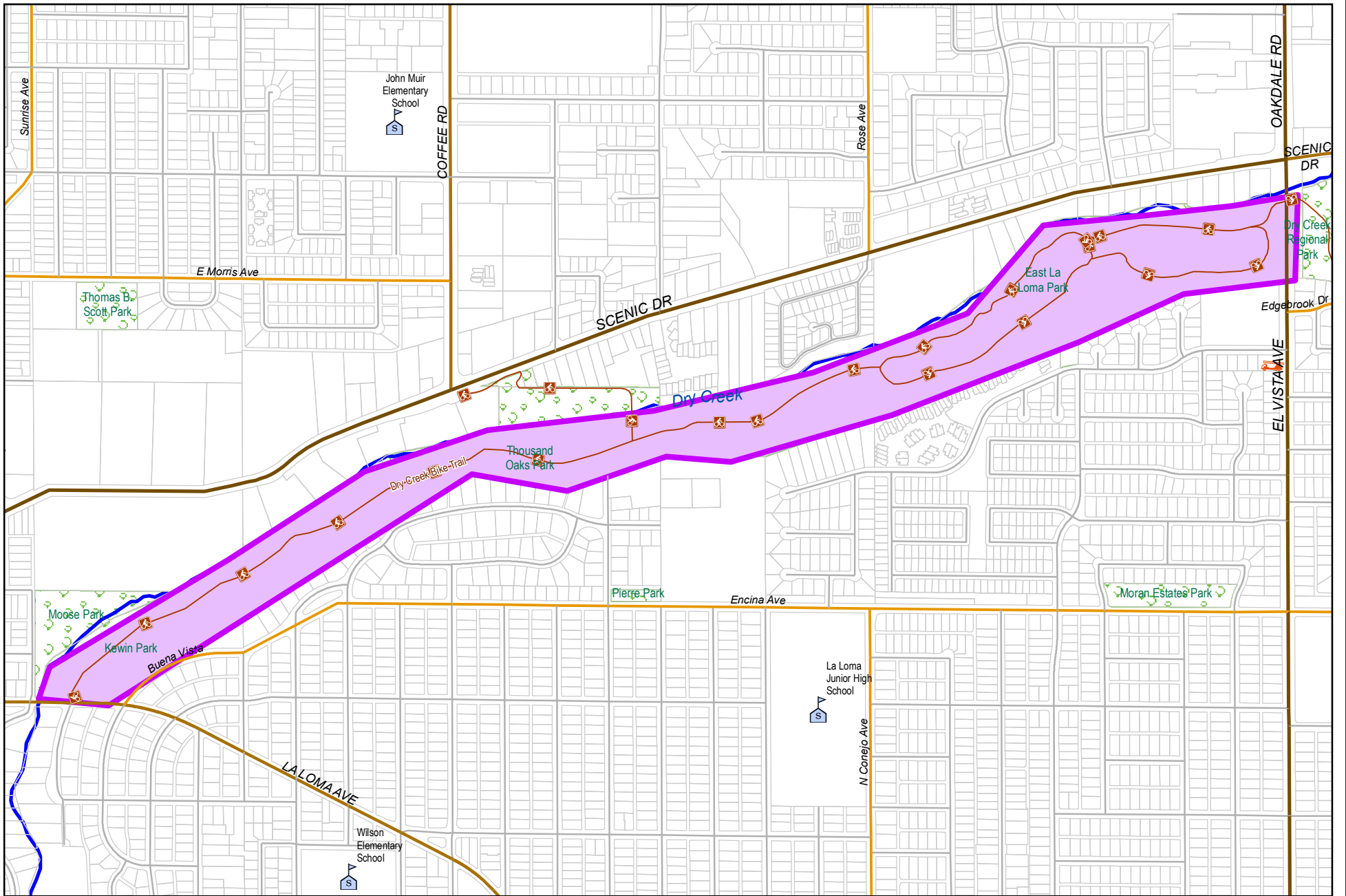
Proj Desc: Installation of a high intensity activated cross walk (HAWK) at Hetch-Hetchy on Tully and Prescott

Proj Stat: 99% complete.

Revenues	Budget	Actuals+Commit	Available	Prop. Inc./Dec. for 23-24	Bud + Prop. Incr/Decr	Avail.+ Prop. Incr/Decr	24-25	25-26	26-27	27-28	Total Budgeted up to 2028
61410 Transfer In from Fund 1410	396,256	25,846	370,410	0	396,256	370,410	0	0	0	0	396,256
Revenue Totals:	396,256	25,846	370,410	0	396,256	370,410	0	0	0	0	396,256

Expenditures	Budget	Actual+Commit	Available	Prop. Inc./Dec. for 23-24	Budget+Prop. Inc./Dec.	Avail.+Prop. Inc./Dec.	24-25	25-26	26-27	27-28	Total Budgeted up to 2028
CA Construction Admin	67,500	0	67,500	0	67,500	67,500	0	0	0	0	67,500
CON Construction	241,202	0	241,202	0	241,202	241,202	0	0	0	0	241,202
CTGY-CIP Contingency - CIP	37,554	0	37,554	0	37,554	37,554	0	0	0	0	37,554
EDA Eng/Design/Admin	50,000	25,846	24,154	0	50,000	24,154	0	0	0	0	50,000
Expenditure Totals:	396,256	25,846	370,410	0	396,256	370,410	0	0	0	0	396,256

Fund Balance Required	Budget+Prop. Inc./Dec.	Available+Prop. Inc./Dec.
Measure L - Capital Projects-3300	0	0



City of Modesto

Project #: 101180

CED - Dry Creek Trail Pavement Rehabilitation & ADA Upgrade Phase II



City of Modesto: 2024-28 Capital Improvement Program

CED - Dry Creek Trail Pavement Rehabilitation & ADA Upgrade Phase II

101180

Capital Un-sponsored

<i>Cost Center:</i> 14999	<i>Category:</i> Traffic Circulation	<i>Start Date:</i> 2019
<i>Hosting Fund:</i> Measure L - Capital Projects-3300	<i>Type Class:</i> Maintenance	<i>End Date:</i>
<i>Element Listing:</i> Comm Dev	<i>Area:</i> Within City	<i>Status:</i> New
<i>Classification:</i> Improvements	<i>Manager:</i> Sacuskie, Michael Wayne	<i>Const. Code:</i> New or Future

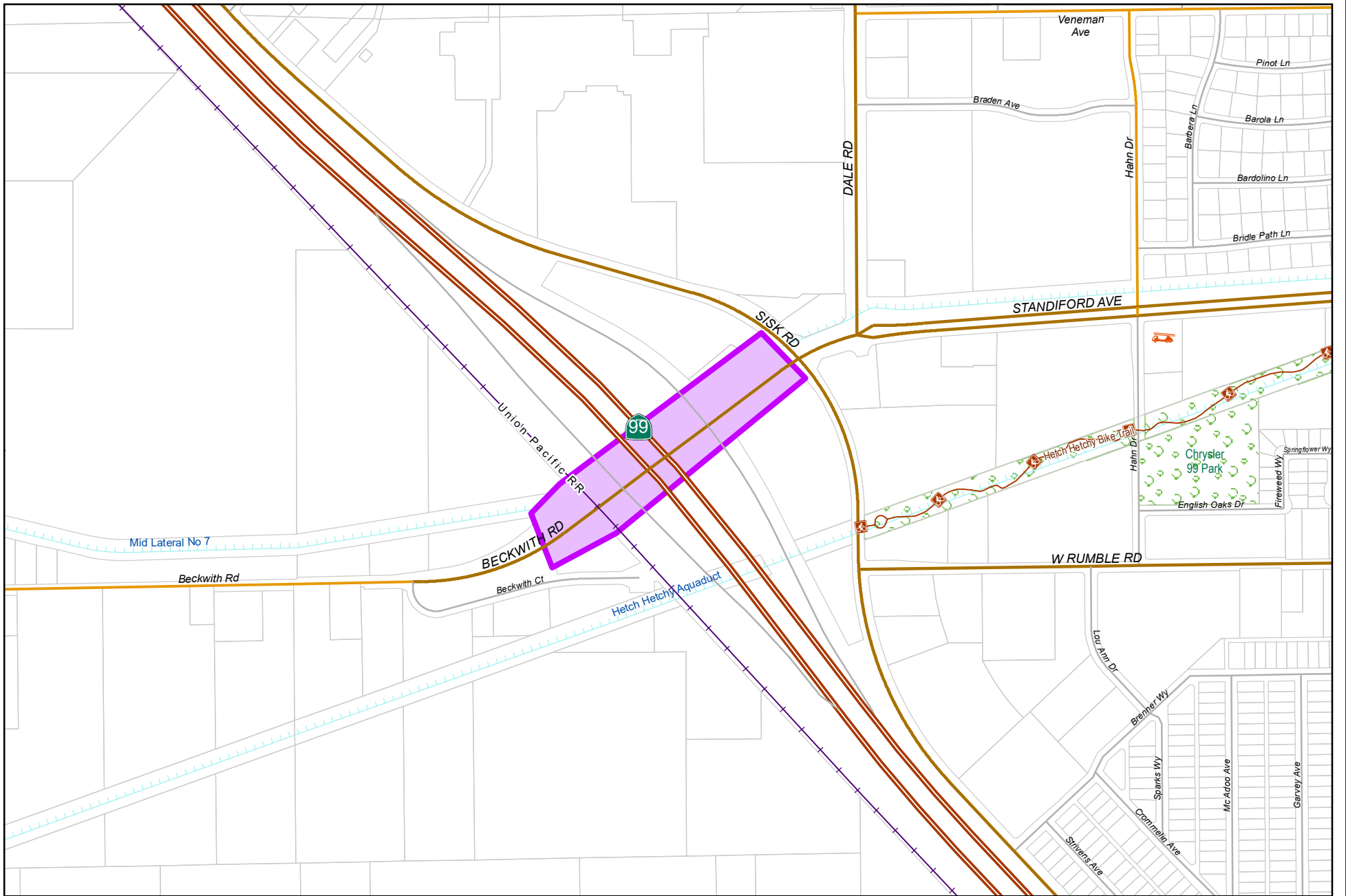
Proj Desc: Pavement rehabilitation project on Dry Creek Bike Path from Kewin Park to Thousand Oaks Park. The length of the project is 0.6 miles. This is the second part of a multi-year effort to rehabilitate the Dry Creek Trail from La Loma Avenue to El Vista Avenue. Anticipated project improvements include bike path widening and resurfacing, new striping, new signage, shoulder improvements and ADA access to two residential neighborhoods.

Proj Stat: In design.

Revenues	Budget	Actuals+Commit	Available	Prop. Inc./Dec. for 23-24	Bud + Prop. Inc./Decr	Avail.+ Prop. Incr/Decr	24-25	25-26	26-27	27-28	Total Budgeted up to 2028
61410 Transfer In from Fund 1410	1,447,967	53,686	1,394,281	180,000	1,627,967	1,574,281	0	0	0	0	1,627,967
61420 Transfer in from Fund 1420	75,000	75,000	0	0	75,000	0	0	0	0	0	75,000
Revenue Totals:	1,522,967	128,686	1,394,281	180,000	1,702,967	1,574,281	0	0	0	0	1,702,967

Expenditures	Budget	Actual+Commit	Available	Prop. Inc./Dec. for 23-24	Budget+Prop. Inc./Dec.	Avail.+Prop. Inc./Dec.	24-25	25-26	26-27	27-28	Total Budgeted up to 2028
CA Construction Admin	71,117	219	70,898	0	71,117	70,898	0	0	0	0	71,117
CON Construction	1,108,597	0	1,108,597	180,000	1,288,597	1,288,597	0	0	0	0	1,288,597
CTGY-CIP Contingency - CIP	65,431	0	65,431	0	65,431	65,431	0	0	0	0	65,431
EDA Eng/Design/Admin	277,822	128,466	149,356	0	277,822	149,356	0	0	0	0	277,822
Expenditure Totals:	1,522,967	128,686	1,394,281	180,000	1,702,967	1,574,281	0	0	0	0	1,702,967

Fund Balance Required	Budget+Prop. Inc./Dec.	Available+Prop. Inc./Dec.
Measure L - Capital Projects-3300	0	0



City of Modesto

Project #: 101182

CED - Standford Interchange Project Initialization Documents



City of Modesto: 2024-28 Capital Improvement Program

CED - Standiford Interchange Project Initialization Documents

101182

Capital Un-sponsored

<i>Cost Center:</i> 14999	<i>Category:</i> Traffic Circulation	<i>Start Date:</i> 2019
<i>Hosting Fund:</i> Streets Capital Facility Fee Fund-3410	<i>Type Class:</i> Major Street Improvements	<i>End Date:</i>
<i>Element Listing:</i> Comm Dev	<i>Area:</i> Within City	<i>Status:</i> Active
<i>Classification:</i> Improvements	<i>Manager:</i> Rawles, John W	<i>Const. Code:</i> New or Future

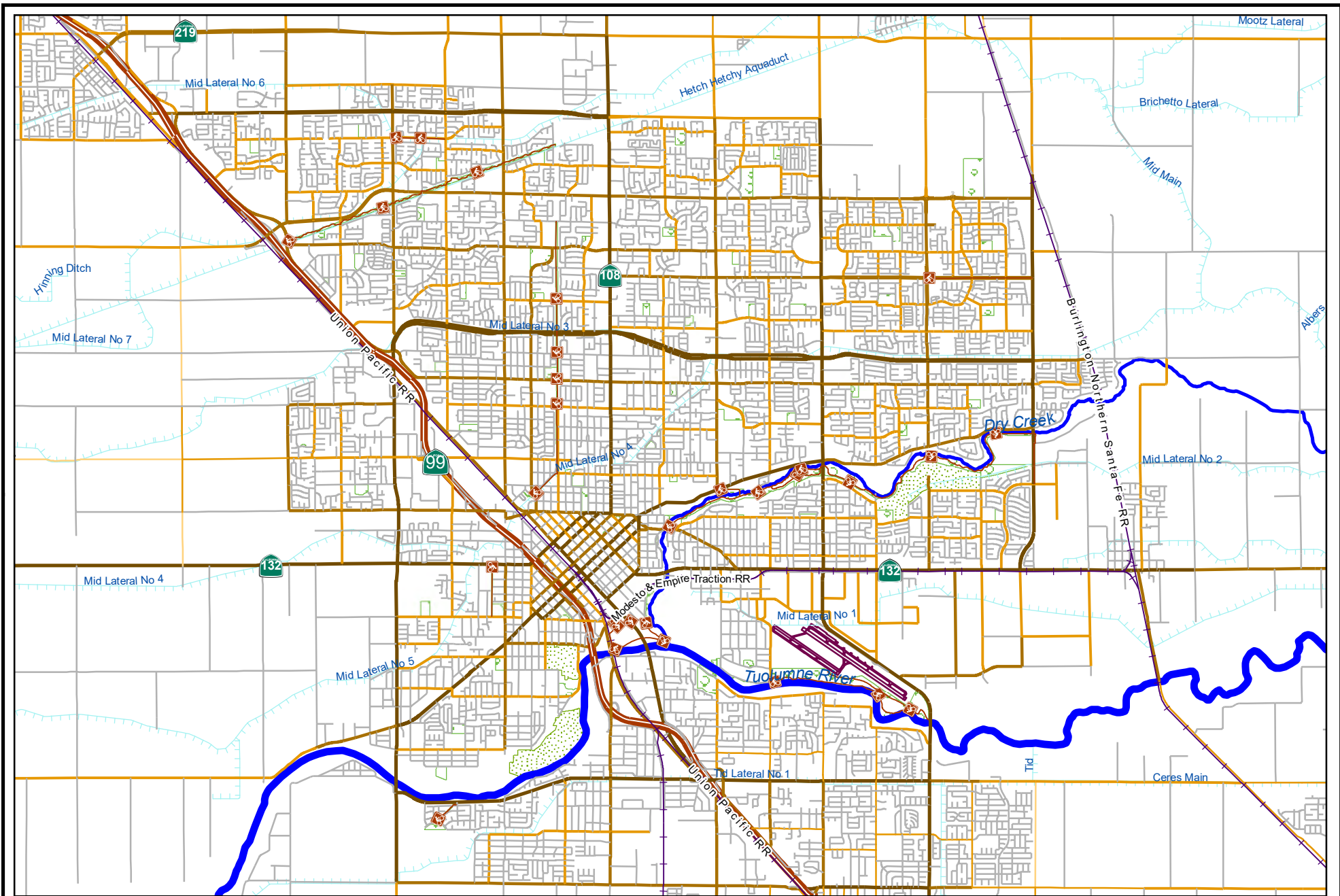
Proj Desc: This first phase of the project will provide funding for the Project Initiation Document (PID). Upon completion of the PID, the PA&ED Phase will begin. Work may include but is not limited to scoping the project, hiring a consultant to prepare the PID and complete the PA&ED phase of the project. This project be funded by CFF, Regional Measure L and Federal grants.

Proj Stat: To City Council for approval of design consultant on March 2023.

Revenues	Budget	Actuals+Commit	Available	Prop. Inc./Dec. for 23-24	Bud + Prop. Incr/Decr	Avail.+ Prop. Incr/Decr	24-25	25-26	26-27	27-28	Total Budgeted up to 2028
42455 Intergov - Local - StanCOG	1,098,000	0	1,098,000	0	1,098,000	1,098,000	0	0	0	0	1,098,000
Revenue Totals:	1,098,000	0	1,098,000	0	1,098,000	1,098,000	0	0	0	0	1,098,000

Expenditures	Budget	Actual+Commit	Available	Prop. Inc./Dec. for 23-24	Budget+Prop. Inc./Dec.	Avail.+Prop. Inc./Dec.	24-25	25-26	26-27	27-28	Total Budgeted up to 2028
Caltrans-PID Project Development	50,000	5,515	44,485	0	50,000	44,485	0	0	0	0	50,000
EDA Eng/Design/Admin	250,000	1,497	248,503	0	250,000	248,503	0	0	0	0	250,000
EDA Eng/Design/Admin WMH	6,450,665	0	6,450,665	0	6,450,665	6,450,665	0	0	0	0	6,450,665
PD Project Development	347,335	103,692	243,643	0	347,335	243,643	0	0	0	0	347,335
Expenditure Totals:	7,098,000	110,703	6,987,297	0	7,098,000	6,987,297	0	0	0	0	7,098,000

Fund Balance Required	Budget+Prop. Inc./Dec.	Available+Prop. Inc./Dec.
Streets Capital Facility Fee Fund-3410	6,000,000	5,889,297



City of Modesto

Project #: 101186



PW - Upgrade Traffic Signals - 2019-FHWA-CalTrans-CML-5059(236)-2019-20.205 HWY Planning and Con



City of Modesto: 2024-28 Capital Improvement Program

**PW - Upgrade Traffic Signals - 2019-FHWA-CalTrans-CML-5059(236)-2019-20.205 HWY
Planning and Con**

101186

Capital Un-sponsored

<i>Cost Center:</i> 59999	<i>Category:</i> Traffic Circulation	<i>Start Date:</i> 2019
<i>Hosting Fund:</i> Capital Grants - Streets CIP Projects-3160	<i>Type Class:</i> Traffic Signals	<i>End Date:</i>
<i>Element Listing:</i> Comm Dev	<i>Area:</i> Within City	<i>Status:</i> New
<i>Classification:</i> Improvements	<i>Manager:</i> Ashby, James	<i>Const. Code:</i> New or Future

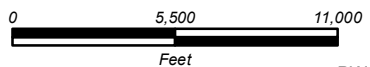
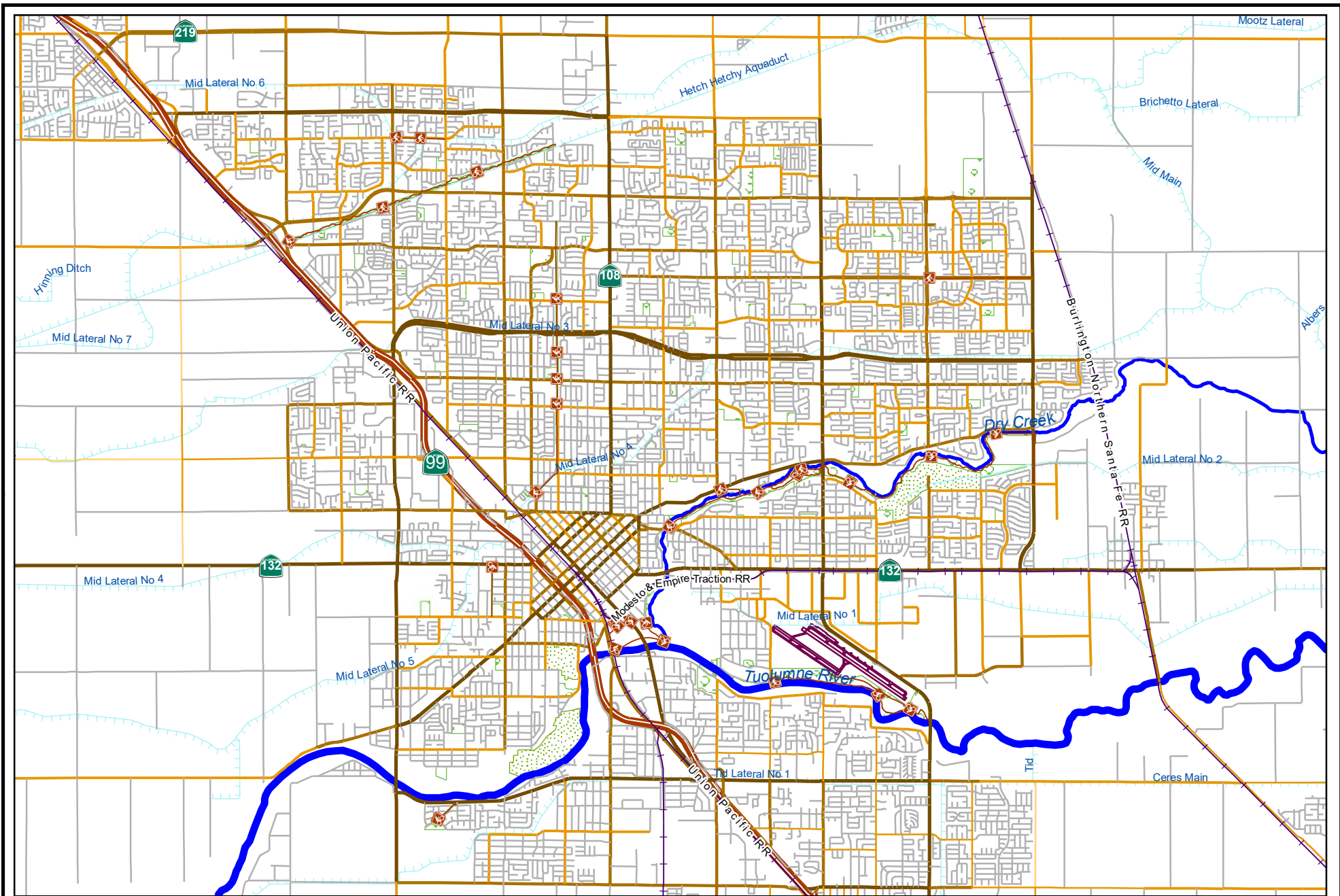
Proj Desc: Upgrade traffic signal equipment, ADA standards, and communications at the following intersections: Blue Gum/Carpenter, I/14th, I/17th, G/12th, and G/17th.

Proj Stat: Design 100% complete. Need to go out for bid.

Revenues	Budget	Actuals+Commit	Available	Prop. Inc./Dec. for 23-24	Bud + Prop. Incr/Decr	Avail.+ Prop. Incr/Decr	24-25	25-26	26-27	27-28	Total Budgeted up to 2028
42110 Intergov - State - CA Department of Transportation	2,378,420	31,400	2,347,020	0	2,378,420	2,347,020	0	0	0	0	2,378,420
Revenue Totals:	2,378,420	31,400	2,347,020	0	2,378,420	2,347,020	0	0	0	0	2,378,420

Expenditures	Budget	Actual+Commit	Available	Prop. Inc./Dec. for 23-24	Budget+Prop. Inc./Dec.	Avail.+Prop. Inc./Dec.	24-25	25-26	26-27	27-28	Total Budgeted up to 2028
CA Construction Admin	290,663	0	290,663	0	290,663	290,663	0	0	0	0	290,663
CON Construction	1,752,282	0	1,752,282	0	1,752,282	1,752,282	0	0	0	0	1,752,282
CTGY-CIP Contingency - CIP	185,475	0	185,475	0	185,475	185,475	0	0	0	0	185,475
EDA Eng/Design/Admin	150,000	34,212	115,788	0	150,000	115,788	0	0	0	0	150,000
Expenditure Totals:	2,378,420	34,212	2,344,208	0	2,378,420	2,344,208	0	0	0	0	2,378,420

Fund Balance Required	Budget+Prop. Inc./Dec.	Available+Prop. Inc./Dec.
Capital Grants - Streets CIP Projects-3160	0	-2,812



City of Modesto

Project #: 101188



PW - Retroreflective Backplates and Striping-FHWA-CalTrans-HSIPL-5059(237)-2019-20.205 HWY Planning and Con



City of Modesto: 2024-28 Capital Improvement Program

PW - Retroreflective Backplates and Striping-FHWA-CalTrans-HSIPL-5059(237)-2019-20.205 HWY Planning and Con - Non-Capital

101188

Capital Un-sponsored

<i>Cost Center:</i> 59999	<i>Category:</i> Traffic Circulation	<i>Start Date:</i> 2019
<i>Hosting Fund:</i> Capital Grants - Streets CIP Projects-3160	<i>Type Class:</i> Traffic Signals	<i>End Date:</i>
<i>Element Listing:</i> Comm Dev	<i>Area:</i> Within City	<i>Status:</i> Active
<i>Classification:</i> Improvements	<i>Manager:</i> Ashby, James	<i>Const. Code:</i> Under Construction

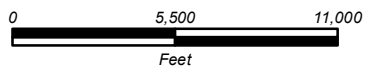
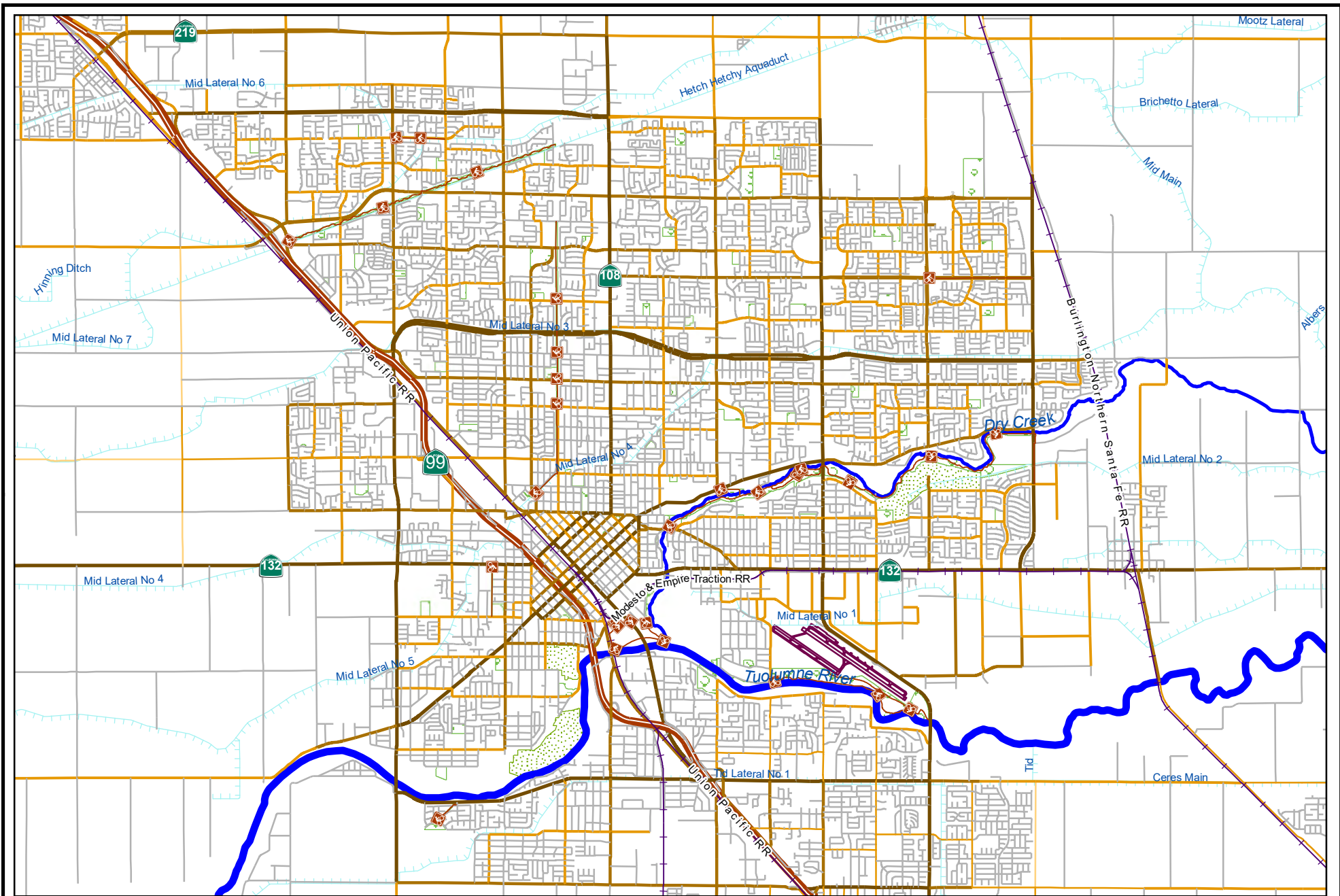
Proj Desc: Replace traffic signal backplates with new backplates having 2 inch retroreflective borders.

Proj Stat: Design complete. In construction.

Revenues	Budget	Actuals+Commit	Available	Prop. Inc./Dec. for 23-24	Bud + Prop. Incr/Decr	Avail.+ Prop. Incr/Decr	24-25	25-26	26-27	27-28	Total Budgeted up to 2028
42110 Intergov - State - CA Department of Transportation	696,230	10,002	686,228	0	696,230	686,228	0	0	0	0	696,230
61730 Transfer In from Fund 1730	43,470	1,111	42,359	0	43,470	42,359	0	0	0	0	43,470
Revenue Totals:	739,700	11,113	728,587	0	739,700	728,587	0	0	0	0	3,118,120

Expenditures	Budget	Actual+Commit	Available	Prop. Inc./Dec. for 23-24	Budget+Prop. Inc./Dec.	Avail.+Prop. Inc./Dec.	24-25	25-26	26-27	27-28	Total Budgeted up to 2028
CA Construction Admin	80,983	7,508	73,475	0	80,983	73,475	0	0	0	0	80,983
CON Construction	566,317	566,317	0	0	566,317	0	0	0	0	0	566,317
CTGY-CIP Contingency - CIP	56,632	0	56,632	0	56,632	56,632	0	0	0	0	56,632
EDA Eng/Design/Admin	35,768	16,356	19,412	0	35,768	19,412	0	0	0	0	35,768
Expenditure Totals:	739,700	590,181	149,519	0	739,700	149,519	0	0	0	0	739,700

Fund Balance Required	Budget+Prop. Inc./Dec.	Available+Prop. Inc./Dec.
Capital Grants - Streets CIP Projects-3160	0	-579,068



City of Modesto
Project #: 101192



PW - Upgrade ATMS 2019-FHWA-CalTrans-CML-5059(238)-2019-20.205 HWY Planning and Con

City of Modesto: 2024-28 Capital Improvement Program

PW - Upgrade ATMS 2019-FHWA-CalTrans-CML-5059(238)-2019-20.205 HWY Planning and Con

101192

Capital Un-sponsored

<i>Cost Center:</i> 59999	<i>Category:</i> Traffic Circulation	<i>Start Date:</i> 2019
<i>Hosting Fund:</i> Capital Grants - Streets CIP Projects-3160	<i>Type Class:</i> Traffic Signal Coordination	<i>End Date:</i>
<i>Element Listing:</i> Comm Dev	<i>Area:</i> Within City	<i>Status:</i> Active
<i>Classification:</i> Improvements	<i>Manager:</i> Ashby, James	<i>Const. Code:</i> Under Construction

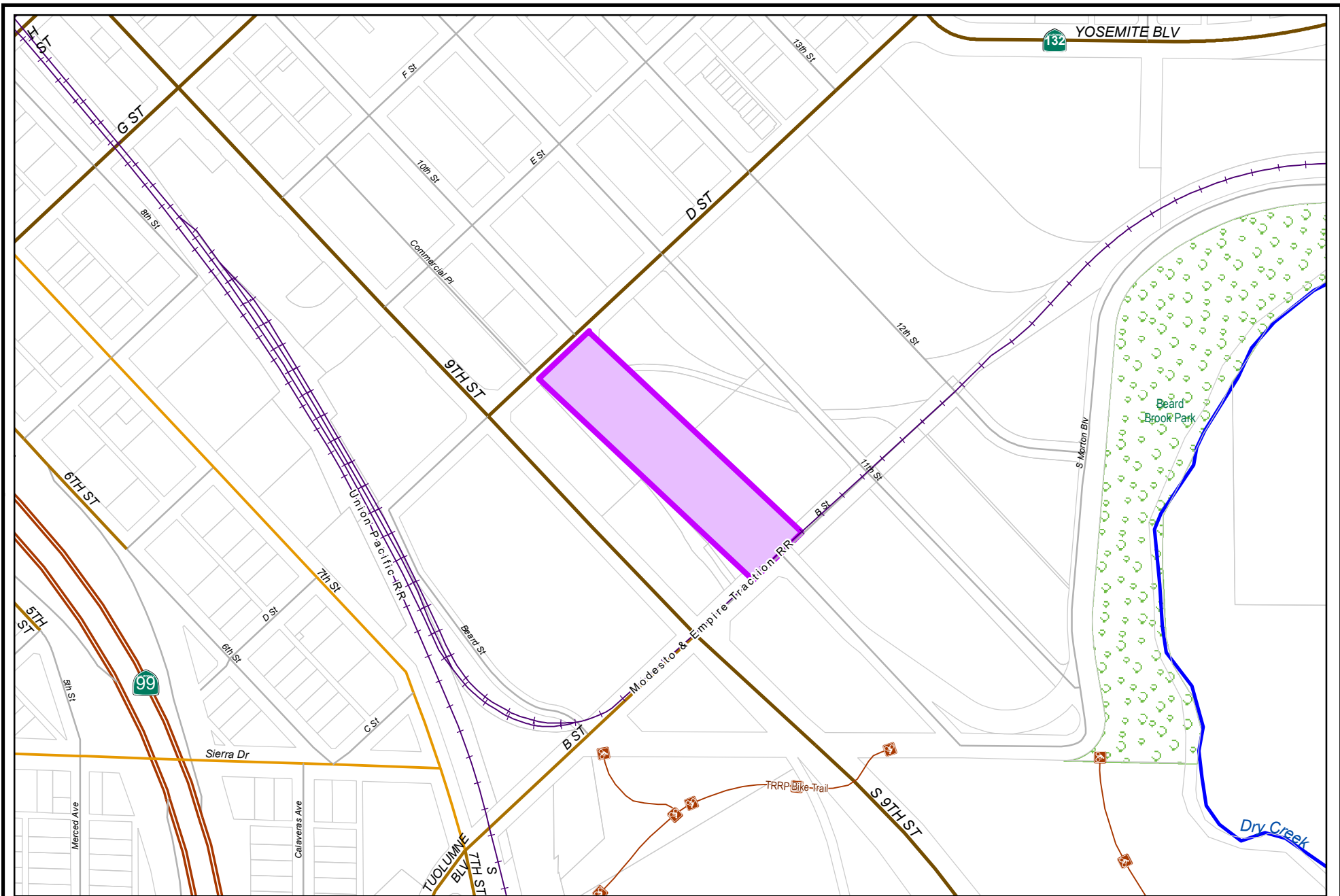
Proj Desc: Upgrade ATMS Central Software and Traffic Signal Controllers.

Proj Stat: In construction. 99% complete. Will need final closeout.

Revenues	Budget	Actuals+Commit	Available	Prop. Inc./Dec. for 23-24	Bud + Prop. Incr/Decr	Avail.+ Prop. Incr/Decr	24-25	25-26	26-27	27-28	Total Budgeted up to 2028
42110 Intergov - State - CA Department of Transportation	1,200,000	386,196	813,804	0	1,200,000	813,804	0	0	0	0	1,200,000
61410 Transfer In from Fund 1410	439,628	0	439,628	0	439,628	439,628	0	0	0	0	439,628
Revenue Totals:	1,639,628	386,196	1,253,432	0	1,639,628	1,253,432	0	0	0	0	1,639,628

Expenditures	Budget	Actual+Commit	Available	Prop. Inc./Dec. for 23-24	Budget+Prop. Inc./Dec.	Avail.+Prop. Inc./Dec.	24-25	25-26	26-27	27-28	Total Budgeted up to 2028
CA Construction Admin	236,956	54,017	182,939	0	236,956	182,939	0	0	0	0	236,956
CON Construction	1,138,793	1,138,793	0	0	1,138,793	0	0	0	0	0	1,138,793
CTGY-CIP Contingency - CIP	113,879	55,598	58,281	0	113,879	58,281	0	0	0	0	113,879
EDA Eng/Design/Admin	150,000	39,071	110,929	0	150,000	110,929	0	0	0	0	150,000
Expenditure Totals:	1,639,628	1,287,479	352,149	0	1,639,628	352,149	0	0	0	0	1,639,628

Fund Balance Required	Budget+Prop. Inc./Dec.	Available+Prop. Inc./Dec.
Capital Grants - Streets CIP Projects-3160	0	-901,284



City of Modesto

Project #: 101196

CED - 10th Street Improvements (B St to D St) Stanislaus Foods



City of Modesto: 2024-28 Capital Improvement Program

CED - 10th Street Improvements (B St to D St) Stanislaus Foods

101196

Capital Un-sponsored

<i>Cost Center:</i> 14999	<i>Category:</i> Traffic Circulation	<i>Start Date:</i> 2019
<i>Hosting Fund:</i> Special Fund for Capital Outlay-3120	<i>Type Class:</i> Development Participation	<i>End Date:</i>
<i>Element Listing:</i> Comm Dev	<i>Area:</i> Within City	<i>Status:</i> New
<i>Classification:</i> Improvements	<i>Manager:</i> Wells, Toby	<i>Const. Code:</i> New or Future

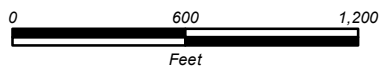
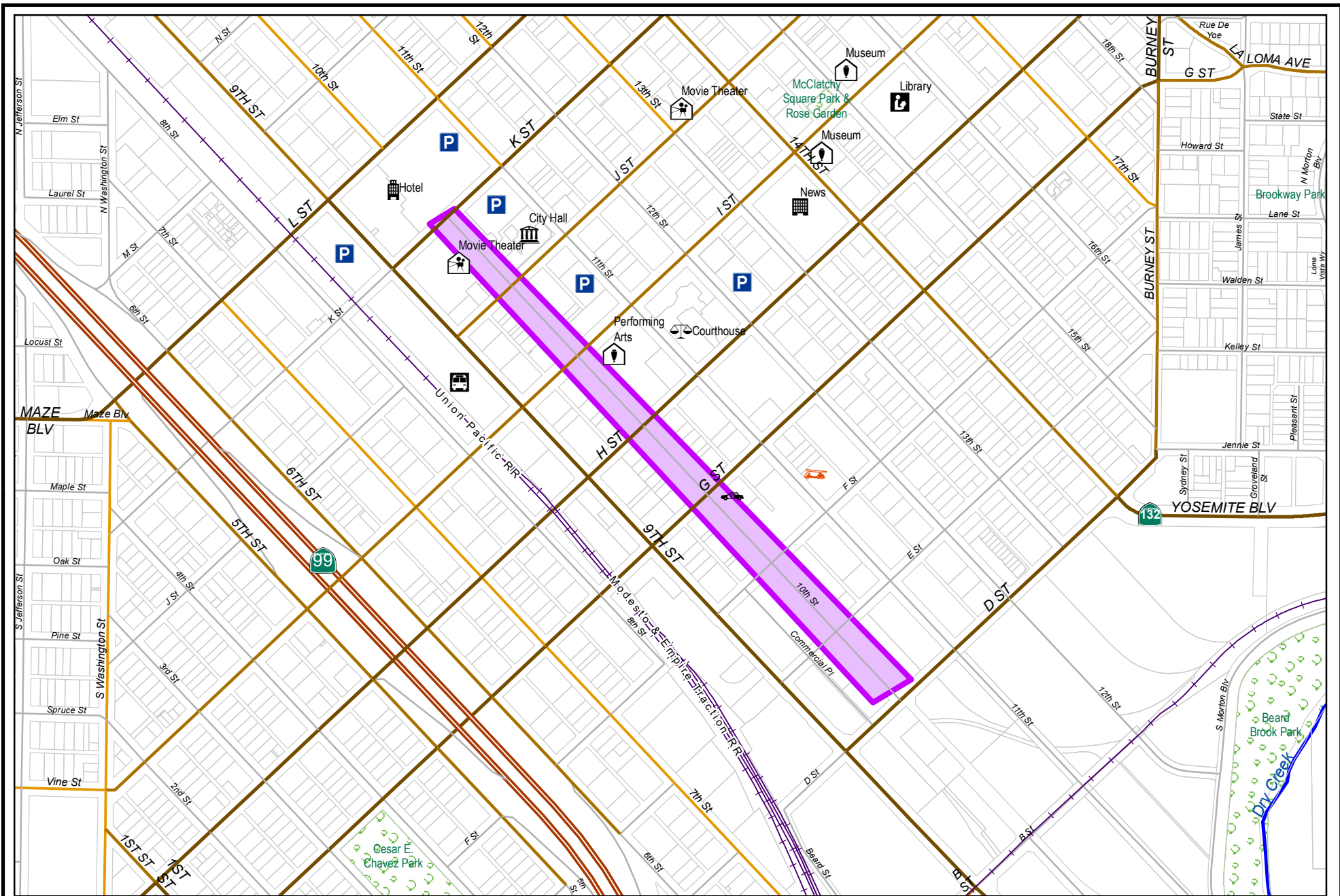
Proj Desc: A Development Agreement between the City of Modesto and Stanislaus Foods (Planning Commission Resolution 2019-06) provided \$2,400,000 for improvements to 10th Street between B Street and D Street.

Proj Stat: Project is on hold.

Revenues	Budget	Actuals+Commit	Available	Prop. Inc./Dec. for 23-24	Bud + Prop. Incr/Decr	Avail.+ Prop. Incr/Decr	24-25	25-26	26-27	27-28	Total Budgeted up to 2028
47005 Miscellaneous Revenue	2,396,616	2,396,616	0	0	2,396,616	0	0	0	0	0	2,396,616
Revenue Totals:	2,396,616	2,396,616	0	0	2,396,616	0	0	0	0	0	2,396,616

Expenditures	Budget	Actual+Commit	Available	Prop. Inc./Dec. for 23-24	Budget+Prop. Inc./Dec.	Avail.+Prop. Inc./Dec.	24-25	25-26	26-27	27-28	Total Budgeted up to 2028
CA Construction Admin	190,000	0	190,000	0	190,000	190,000	0	0	0	0	190,000
CCF City Construct Force	10,000	0	10,000	0	10,000	10,000	0	0	0	0	10,000
CON Construction	1,916,616	0	1,916,616	0	1,916,616	1,916,616	0	0	0	0	1,916,616
EDA Eng/Design/Admin	280,000	12,016	267,984	0	280,000	267,984	0	0	0	0	280,000
Expenditure Totals:	2,396,616	12,016	2,384,600	0	2,396,616	2,384,600	0	0	0	0	2,396,616

Fund Balance Required	Budget+Prop. Inc./Dec.	Available+Prop. Inc./Dec.
Special Fund for Capital Outlay-3120	0	2,384,600



City of Modesto

Project #: 101206

CED - 10th Street Aesthetic Improvements



City of Modesto: 2024-28 Capital Improvement Program

CED - 10th Street Aesthetic Improvements

101206
Capital Un-sponsored

<i>Cost Center:</i> 14999	<i>Category:</i> Traffic Circulation	<i>Start Date:</i> 2019
<i>Hosting Fund:</i> Special Fund for Capital Outlay-3120	<i>Type Class:</i> Miscellaneous	<i>End Date:</i>
<i>Element Listing:</i> Comm Svcs & Fac	<i>Area:</i> Within City	<i>Status:</i> New
<i>Classification:</i> Improvements	<i>Manager:</i> Wells, Toby	<i>Const. Code:</i> New or Future

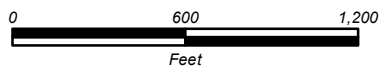
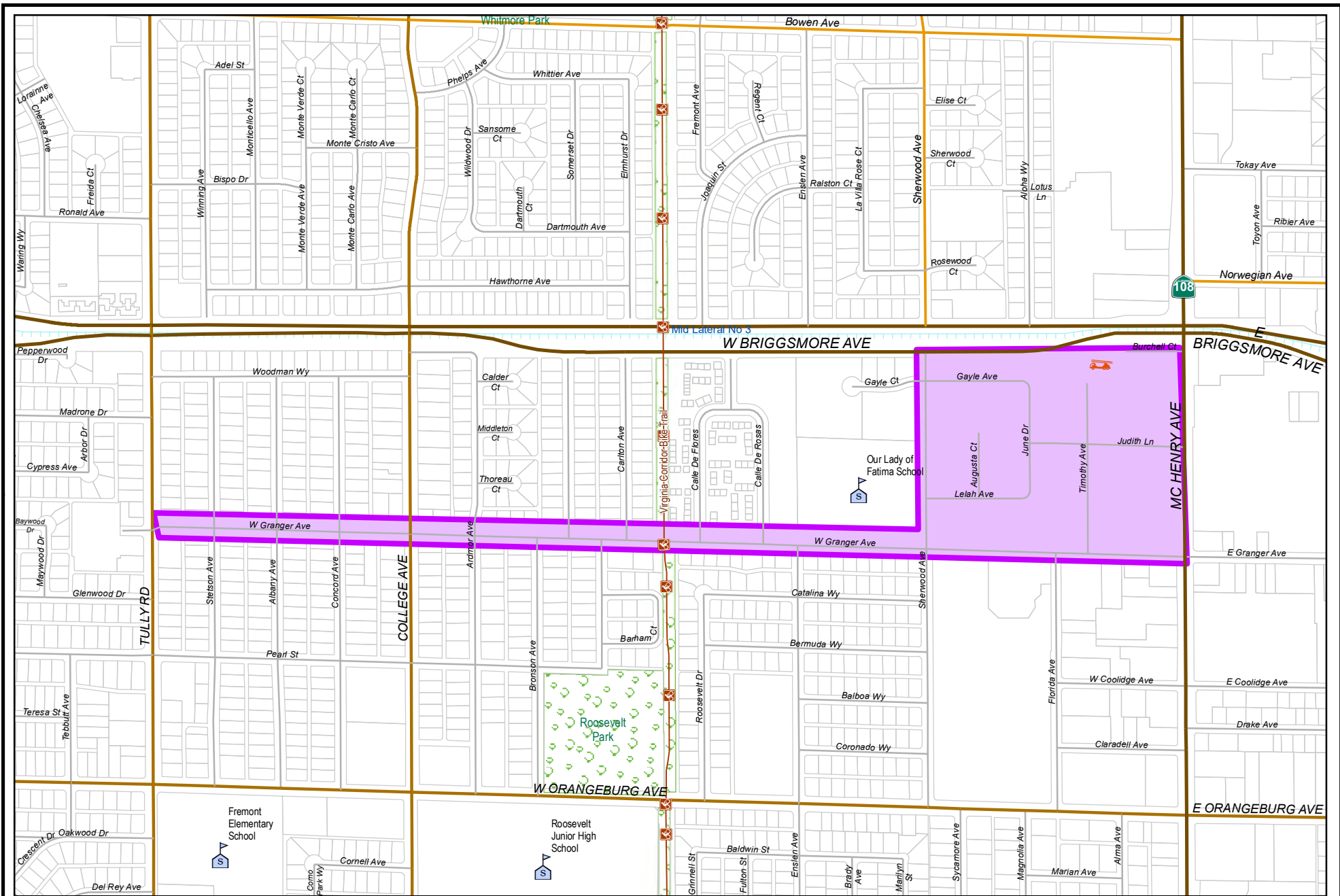
Proj Desc: Per the Development Agreement between the City of Modesto, D Street Partners LP, and Stanislaus Food Products Company, an "Aesthetic Improvement Payment" of \$200,000 is intended to be used to provide enhanced street scape improvements adjacent to and in the immediate vicinity of the SFP Site. This project will provide funding for design and construction of capital improvements on 10th Street and/or D Street for aesthetic improvements such as hardscaping, landscaping, and street furniture.

Proj Stat: The project is on hold.

Revenues	Budget	Actuals+Commit	Available	Prop. Inc./Dec. for 23-24	Bud + Prop. Incr/Decr	Avail.+ Prop. Incr/Decr	24-25	25-26	26-27	27-28	Total Budgeted up to 2028
47005 Miscellaneous Revenue	200,000	200,000	0	0	200,000	0	0	0	0	0	200,000
Revenue Totals:	200,000	200,000	0	0	200,000	0	0	0	0	0	200,000

Expenditures	Budget	Actual+Commit	Available	Prop. Inc./Dec. for 23-24	Budget+Prop. Inc./Dec.	Avail.+Prop. Inc./Dec.	24-25	25-26	26-27	27-28	Total Budgeted up to 2028
CON Construction	200,000	0	200,000	0	200,000	200,000	0	0	0	0	200,000
Expenditure Totals:	200,000	0	200,000	0	200,000	200,000	0	0	0	0	200,000

Fund Balance Required	Budget+Prop. Inc./Dec.	Available+Prop. Inc./Dec.
Special Fund for Capital Outlay-3120	0	200,000



City of Modesto

Project #: 101214

CED - Granger Neighborhood Pavement Rehabilitation



City of Modesto: 2024-28 Capital Improvement Program

CED - Granger Neighborhood Pavement Rehabilitation

101214

Capital Un-sponsored

<i>Cost Center:</i> 14999	<i>Category:</i> Traffic Circulation	<i>Start Date:</i> 2019
<i>Hosting Fund:</i> Measure L - Capital Projects-3300	<i>Type Class:</i> Maintenance	<i>End Date:</i>
<i>Element Listing:</i> Comm Dev	<i>Area:</i> Within City	<i>Status:</i> New
<i>Classification:</i> Improvements	<i>Manager:</i> Soares, Phillip A	<i>Const. Code:</i> New or Future

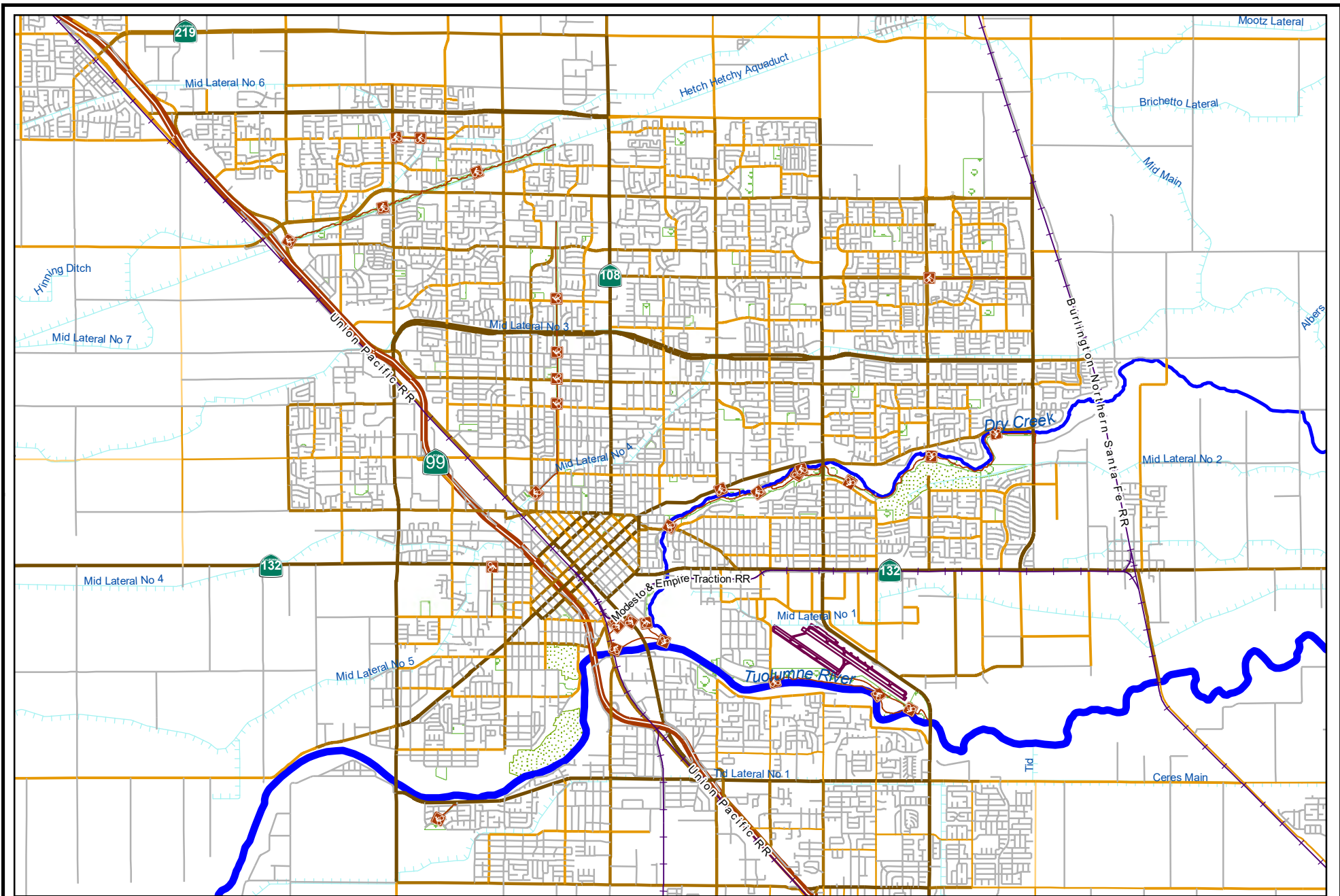
Proj Desc: West Granger Avenue from Tully to McHenry, Gayle Ave, Augusta Ct, Lelah Ave, June Dr, Judith Ln, Timothy Ave, Sherwood Dr, Pearl Street and Carlton Avenue near Roosevelt Park, more than 645,000 sq. ft. of pavement. Anticipated project improvements include roadway resurfacing and/or reconstruction, new signage and striping, ADA upgrades, and minor storm drainage system improvements.

Proj Stat: Design complete.

Revenues	Budget	Actuals+Commit	Available	Prop. Inc./Dec. for 23-24	Bud + Prop. Inc./Decr	Avail.+ Prop. Incr/Decr	24-25	25-26	26-27	27-28	Total Budgeted up to 2028
61410 Transfer In from Fund 1410	360,000	274,465	85,535	0	360,000	85,535	0	0	0	0	360,000
Revenue Totals:	360,000	274,465	85,535	0	360,000	85,535	0	0	0	0	360,000

Expenditures	Budget	Actual+Commit	Available	Prop. Inc./Dec. for 23-24	Budget+Prop. Inc./Dec.	Avail.+Prop. Inc./Dec.	24-25	25-26	26-27	27-28	Total Budgeted up to 2028
CA Construction Admin	30,000	0	30,000	0	30,000	30,000	0	0	0	0	30,000
CC Consultant Charges	275,247	250,225	25,022	0	275,247	25,022	0	0	0	0	275,247
CON Construction	0	0	0	0	0	0	0	0	0	0	0
CTGY-CIP Contingency - CIP	0	0	0	0	0	0	0	0	0	0	0
EDA Eng/Design/Admin	54,753	39,416	15,337	0	54,753	15,337	0	0	0	0	54,753
Expenditure Totals:	360,000	289,641	70,359	0	360,000	70,359	0	0	0	0	360,000

Fund Balance Required	Budget+Prop. Inc./Dec.	Available+Prop. Inc./Dec.
Measure L - Capital Projects-3300	0	-15,176



City of Modesto

Project #: 101221

CED - School Safety Program Projects



City of Modesto: 2024-28 Capital Improvement Program

CED - School Safety Program Projects (Capital/Non-Capital Mix)

101221

Capital Un-sponsored

<i>Cost Center:</i> 14999	<i>Category:</i> Traffic Circulation	<i>Start Date:</i> 2019
<i>Hosting Fund:</i> Measure L - Capital Projects-3300	<i>Type Class:</i> Low Cost Traffic Improvements	<i>End Date:</i>
<i>Element Listing:</i> Comm Dev	<i>Area:</i> Within City	<i>Status:</i> Active
<i>Classification:</i> Improvements	<i>Manager:</i> Sandhu, Sandeep	<i>Const. Code:</i> New or Future

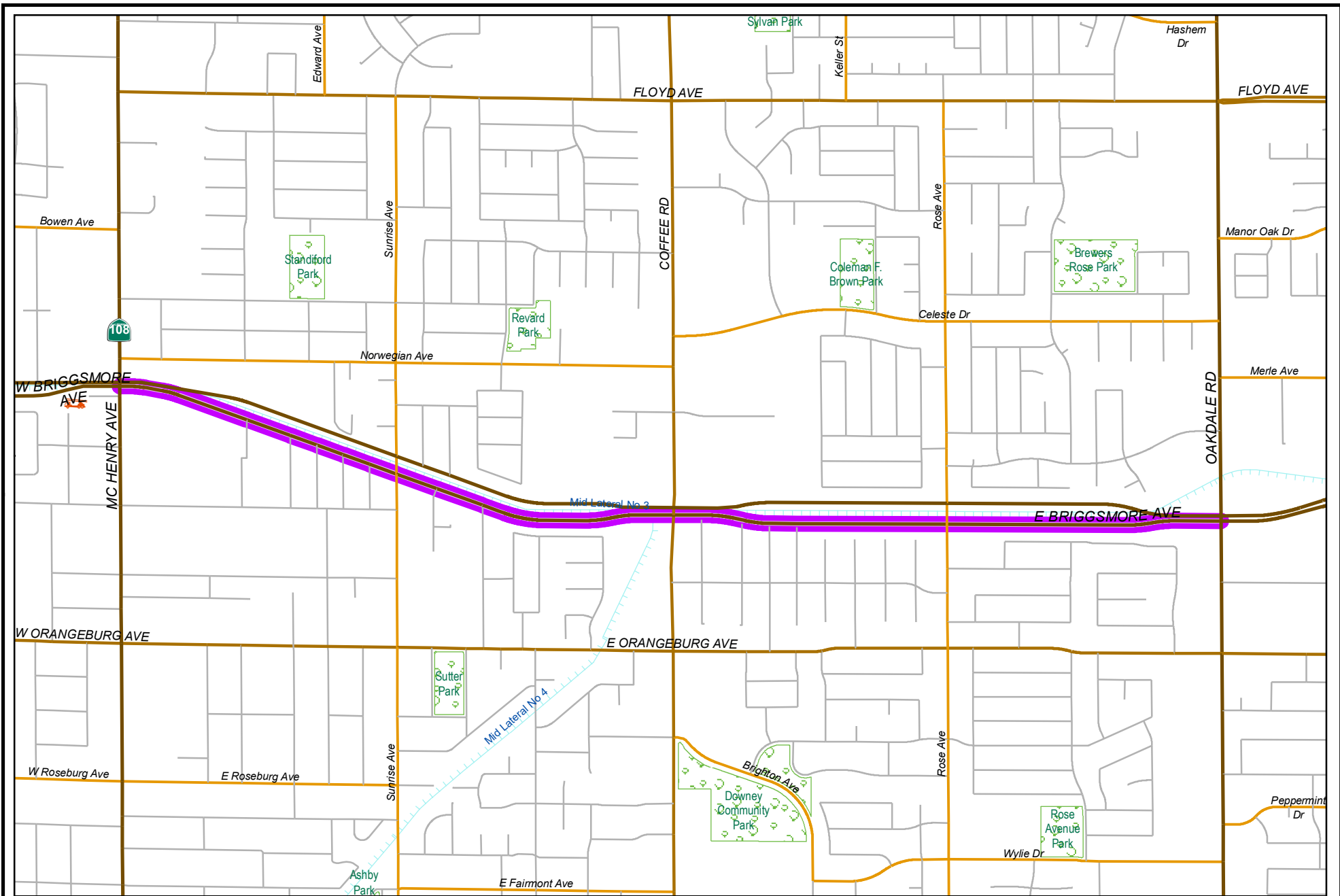
Proj Desc: Improve pedestrian safety and traffic flow around schools based on the recommendations of the School Safety Program Study. A project will be identified and reviewed for each Fiscal Year. Three projects are anticipated to be designed and constructed during the next five years.

Proj Stat: Project is 60% complete.

Revenues	Budget	Actuals+Commit	Available	Prop. Inc./Dec. for 23-24	Bud + Prop. Incr/Decr	Avail.+ Prop. Incr/Decr	24-25	25-26	26-27	27-28	Total Budgeted up to 2028
61410 Transfer In from Fund 1410	1,075,000	0	1,075,000	50,000	1,125,000	1,125,000	0	0	0	0	1,125,000
Revenue Totals:	1,075,000	0	1,075,000	50,000	1,125,000	1,125,000	0	0	0	0	1,125,000

Expenditures	Budget	Actual+Commit	Available	Prop. Inc./Dec. for 23-24	Budget+Prop. Inc./Dec.	Avail.+Prop. Inc./Dec.	24-25	25-26	26-27	27-28	Total Budgeted up to 2028
CON Construction	1,000,000	0	1,000,000	0	1,000,000	1,000,000	0	0	0	0	1,000,000
EDA Eng/Design/Admin	75,000	0	75,000	50,000	125,000	125,000	0	0	0	0	125,000
Expenditure Totals:	1,075,000	0	1,075,000	50,000	1,125,000	1,125,000	0	0	0	0	1,125,000

Fund Balance Required	Budget+Prop. Inc./Dec.	Available+Prop. Inc./Dec.
Measure L - Capital Projects-3300	0	0



City of Modesto

Project #: 101246

CED - Briggsmore Avenue Pavement Rehabilitation (McHenry Avenue to Oakdale Road)



City of Modesto: 2024-28 Capital Improvement Program

CED - Briggsmore Avenue Pavement Rehabilitation (McHenry Avenue to Oakdale Road)

101246

Capital Un-sponsored

<i>Cost Center:</i> 14999	<i>Category:</i> Traffic Circulation	<i>Start Date:</i> 2020
<i>Hosting Fund:</i> Measure L - Capital Projects-3300	<i>Type Class:</i> Major Street Improvements	<i>End Date:</i>
<i>Element Listing:</i> Comm Dev	<i>Area:</i> Within City	<i>Status:</i> Active
<i>Classification:</i> Improvements	<i>Manager:</i> Soares, Phillip A	<i>Const. Code:</i> Under Construction

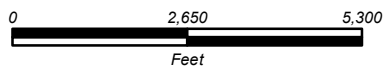
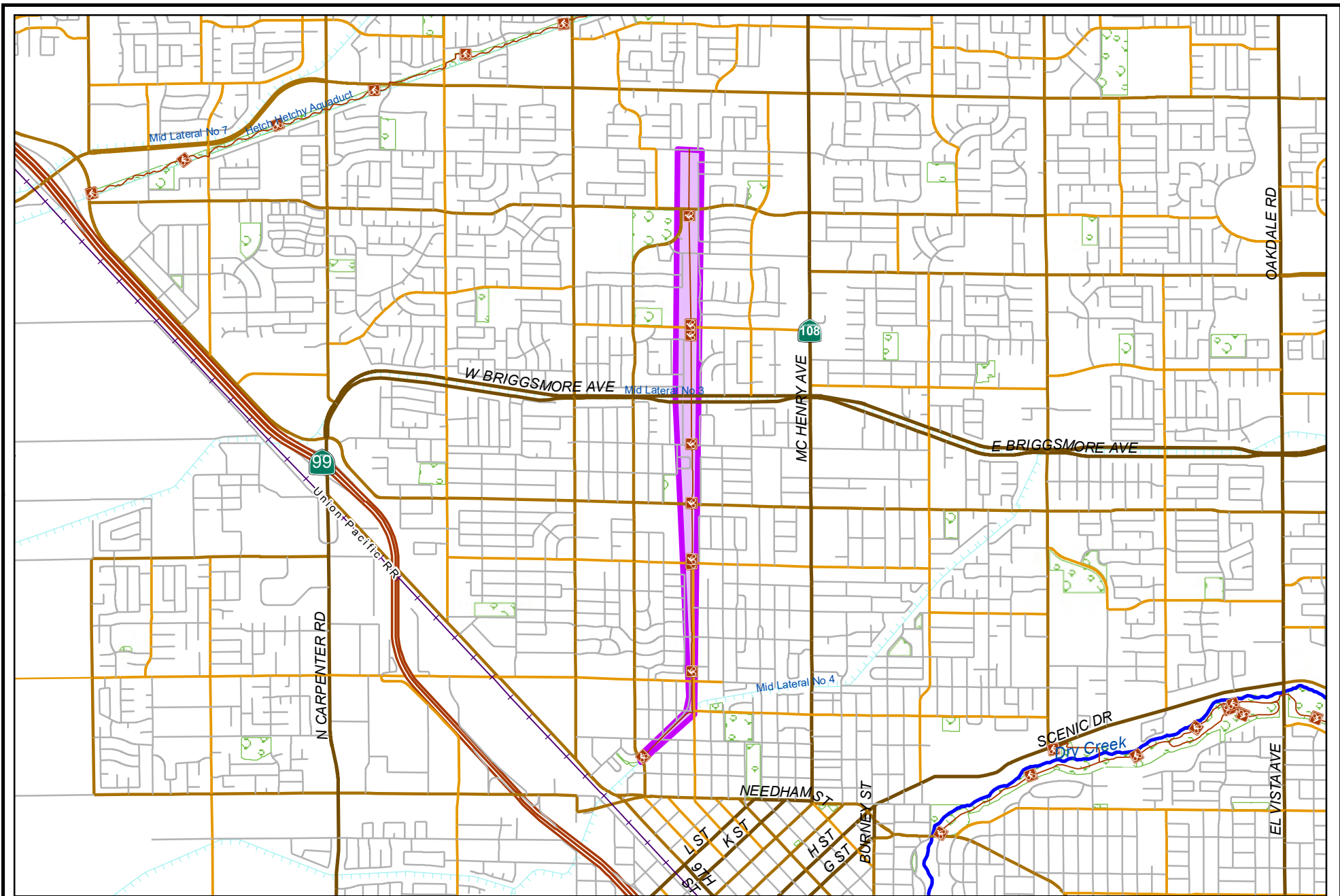
Proj Desc: Pavement rehabilitation of Briggsmore Avenue from McHenry Avenue to Oakdale Road, approximately 2 miles, or 862,000 square feet. Anticipated project improvements include roadway resurfacing and/or reconstruction, new signage and striping, ADA upgrades at intersections, signal upgrades (detection camera, ADA push buttons) where needed, and storm drainage system improvements. The project will remove non-compliant ADA ramps and construct new compliant ramps in multiple locations, will provide pedestrian crossings where none currently exist, and will include signage and striping for a bikeway on Briggsmore.

Proj Stat: In construction.

Revenues	Budget	Actuals+Commit	Available	Prop. Inc./Dec. for 23-24	Bud + Prop. Incr/Decr	Avail.+ Prop. Incr/Decr	24-25	25-26	26-27	27-28	Total Budgeted up to 2028
61410 Transfer In from Fund 1410	5,374,090	402,629	4,971,461	0	5,374,090	4,971,461	0	0	0	0	5,374,090
Revenue Totals:	5,374,090	402,629	4,971,461	0	5,374,090	4,971,461	0	0	0	0	5,374,090

Expenditures	Budget	Actual+Commit	Available	Prop. Inc./Dec. for 23-24	Budget+Prop. Inc./Dec.	Avail.+Prop. Inc./Dec.	24-25	25-26	26-27	27-28	Total Budgeted up to 2028
CA Construction Admin	339,124	312,665	26,459	0	339,124	26,459	0	0	0	0	339,124
CON Construction	4,239,060	4,239,060	0	0	4,239,060	0	0	0	0	0	4,239,060
CTGY-CIP Contingency - CIP	423,906	0	423,906	0	423,906	423,906	0	0	0	0	423,906
EDA Eng/Design/Admin	372,000	372,682	-682	0	372,000	-682	0	0	0	0	372,000
Expenditure Totals:	5,374,090	4,924,407	449,683	0	5,374,090	449,683	0	0	0	0	5,374,090

Fund Balance Required	Budget+Prop. Inc./Dec.	Available+Prop. Inc./Dec.
Measure L - Capital Projects-3300	0	-4,521,778



City of Modesto

Project #: 101247

CED - Virginia Corridor Trail Maintenance



City of Modesto: 2024-28 Capital Improvement Program

CED - Virginia Corridor Trail Maintenance

101247
Capital Un-sponsored

<i>Cost Center:</i> 14999	<i>Category:</i> Traffic Circulation	<i>Start Date:</i> 2020
<i>Hosting Fund:</i> Measure L - Capital Projects-3300	<i>Type Class:</i> Maintenance	<i>End Date:</i>
<i>Element Listing:</i> Comm Dev	<i>Area:</i> Within City	<i>Status:</i> Active
<i>Classification:</i> Maintenance	<i>Manager:</i> Sacuskie, Michael Wayne	<i>Const. Code:</i> Under Construction

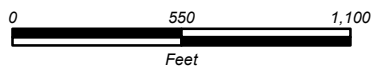
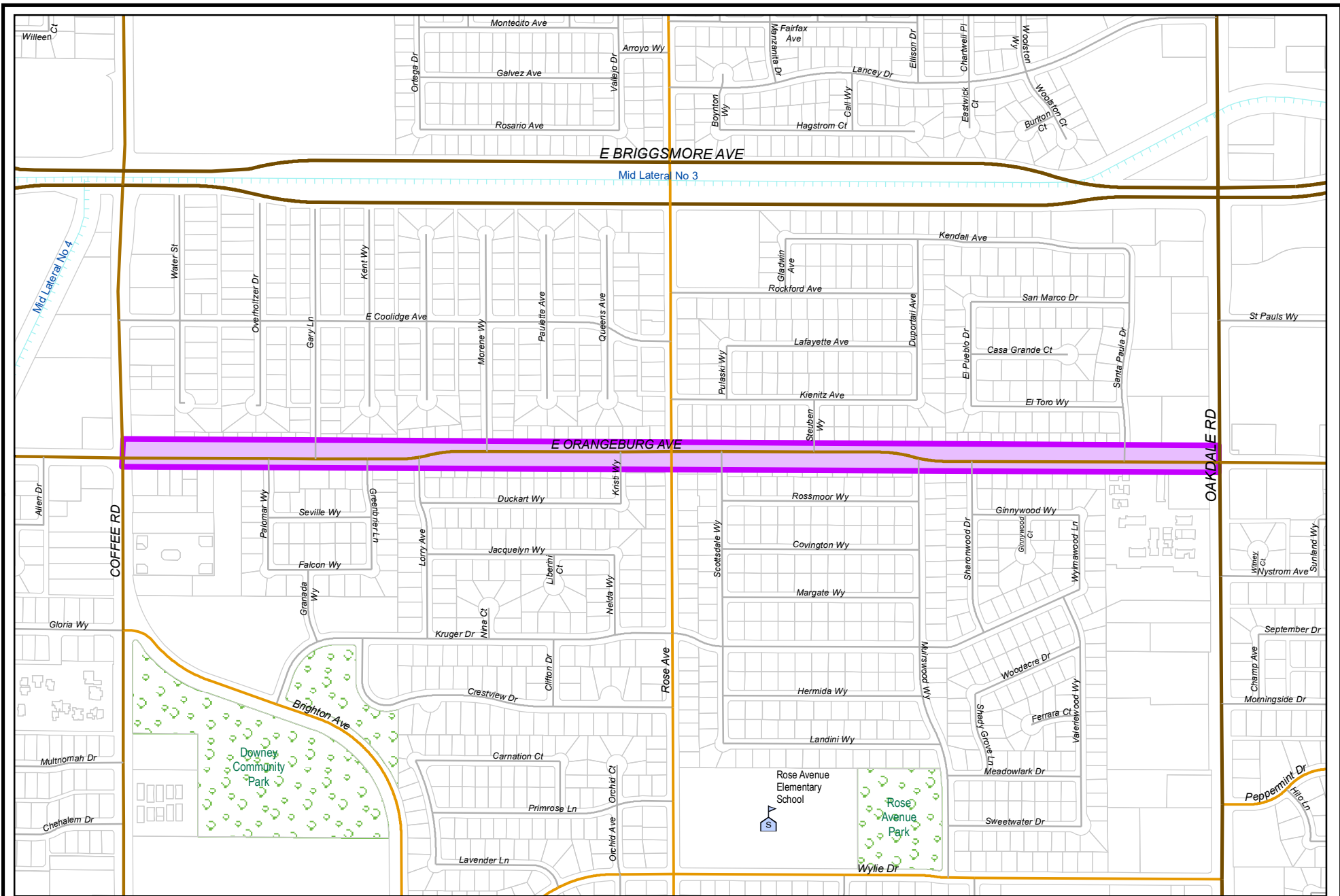
Proj Desc: Pavment Maintenance project on Virginia Corridor Trail from Woodrow Avenue to Downtown, approximately 3.0 miles. Anticipated project improvements include bike path resurfacing, new center line striping, new signage, ADA upgrades. New pedestrian crossing and ADA ramps to be constructed at Stoddard and at Orangburg.

Proj Stat: In constuction.

Revenues	Budget	Actuals+Commit	Available	Prop. Inc./Dec. for 23-24	Bud + Prop. Incr/Decr	Avail.+ Prop. Incr/Decr	24-25	25-26	26-27	27-28	Total Budgeted up to 2028
61410 Transfer In from Fund 1410	884,063	362,856	521,207	0	884,063	521,207	0	0	0	0	884,063
Revenue Totals:	884,063	362,856	521,207	0	884,063	521,207	0	0	0	0	884,063

Expenditures	Budget	Actual+Commit	Available	Prop. Inc./Dec. for 23-24	Budget+Prop. Inc./Dec.	Avail.+Prop. Inc./Dec.	24-25	25-26	26-27	27-28	Total Budgeted up to 2028
CA Construction Admin	106,356	45,191	61,165	0	106,356	61,165	0	0	0	0	106,356
CCF City Construct Force	3,000	0	3,000	0	3,000	3,000	0	0	0	0	3,000
CON Construction	605,343	605,343	0	0	605,343	0	0	0	0	0	605,343
CON Traffic Construction	58,900	58,900	0	0	58,900	0	0	0	0	0	58,900
CTGY-CIP Contingency - CIP	53,140	0	53,140	0	53,140	53,140	0	0	0	0	53,140
EDA Eng/Design/Admin	57,324	49,999	7,325	0	57,324	7,325	0	0	0	0	57,324
Expenditure Totals:	884,063	759,433	124,630	0	884,063	124,630	0	0	0	0	884,063

Fund Balance Required	Budget+Prop. Inc./Dec.	Available+Prop. Inc./Dec.
Measure L - Capital Projects-3300	0	-396,577



City of Modesto

Project #: 101248

CED - Orangeburg Avenue Pavement Rehabilitation Phase 1 (Coffee Rd to Oakdale Ave)



City of Modesto: 2024-28 Capital Improvement Program

CED - Orangeburg Avenue Pavement Rehabilitation Phase 1 (Coffee Rd to Oakdale Ave)

101248

Capital Un-sponsored

<i>Cost Center:</i> 14999	<i>Category:</i> Traffic Circulation	<i>Start Date:</i> 2020
<i>Hosting Fund:</i> Measure L - Capital Projects-3300	<i>Type Class:</i> Major Street Improvements	<i>End Date:</i>
<i>Element Listing:</i> Comm Dev	<i>Area:</i> Within City	<i>Status:</i> Active
<i>Classification:</i> Improvements	<i>Manager:</i> Soares, Phillip A	<i>Const. Code:</i> Under Construction

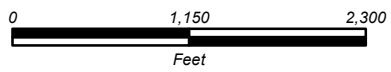
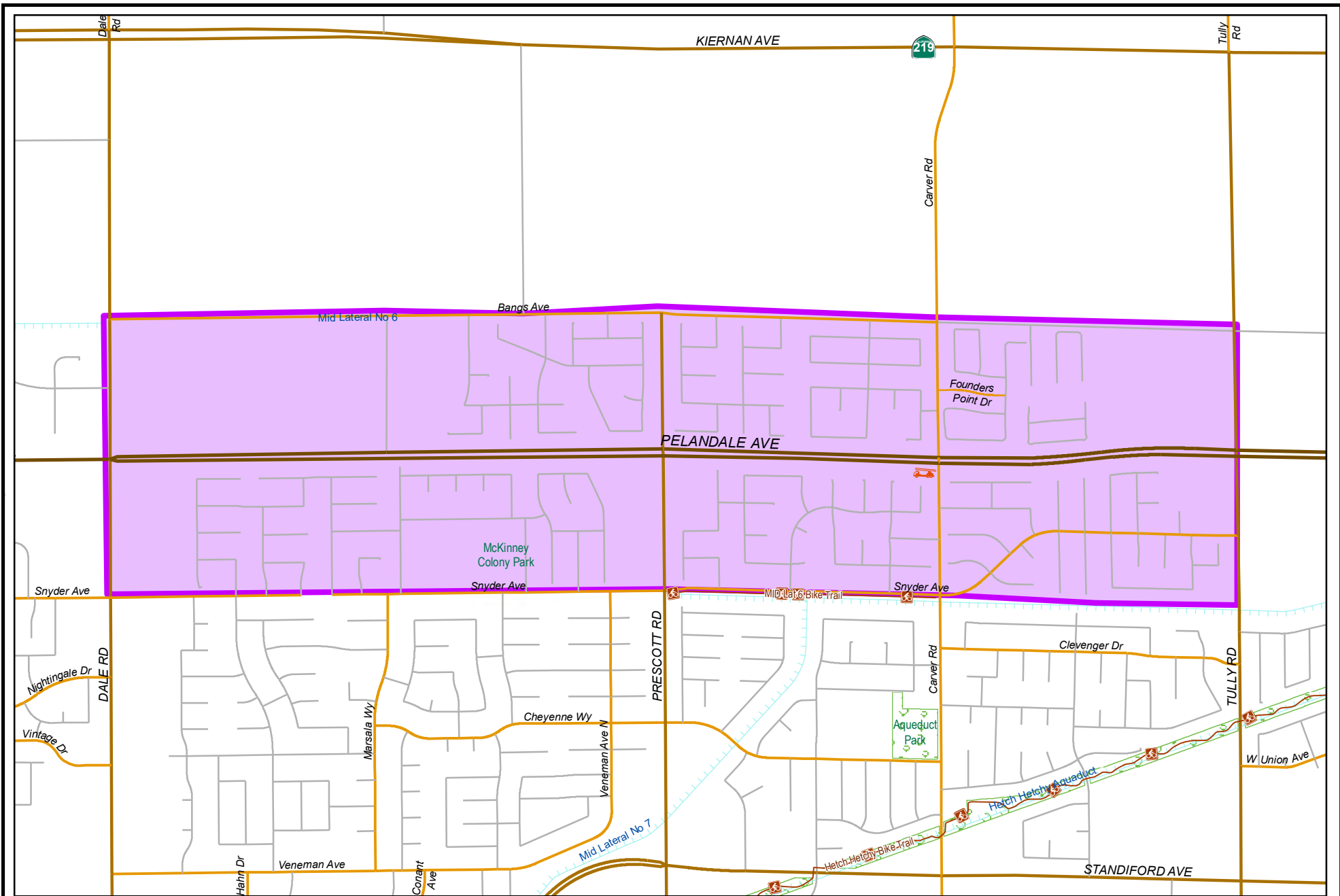
Proj Desc: Pavement rehabilitation on Orangeburg Avenue from Coffee Road to Oakdale Avenue, approximately 1.0 centerline mile or 421,200 square feet of pavement. Anticipated project improvements include roadway resurfacing and/or reconstruction, new signage and striping, ADA upgrades, and minor storm drain system improvements. The project will remove non-compliant ADA ramps and construct new compliant ramps in approximately 30 locations. The project will include signage and striping for a Class III bikeway path on Orangeburg.

Proj Stat: In construction.

Revenues	Budget	Actuals+Commit	Available	Prop. Inc./Dec. for 23-24	Bud + Prop. Incr/Decr	Avail.+ Prop. Incr/Decr	24-25	25-26	26-27	27-28	Total Budgeted up to 2028
61410 Transfer In from Fund 1410	3,121,267	241,561	2,879,706	0	3,121,267	2,879,706	0	0	0	0	3,121,267
Revenue Totals:	3,121,267	241,561	2,879,706	0	3,121,267	2,879,706	0	0	0	0	3,121,267

Expenditures	Budget	Actual+Commit	Available	Prop. Inc./Dec. for 23-24	Budget+Prop. Inc./Dec.	Avail.+Prop. Inc./Dec.	24-25	25-26	26-27	27-28	Total Budgeted up to 2028
CA Construction Admin	195,544	174,911	20,633	0	195,544	20,633	0	0	0	0	195,544
CON Construction	2,444,294	2,444,294	0	0	2,444,294	0	0	0	0	0	2,444,294
CTGY-CIP Contingency - CIP	244,429	0	244,429	0	244,429	244,429	0	0	0	0	244,429
EDA Eng/Design/Admin	237,000	227,755	9,245	0	237,000	9,245	0	0	0	0	237,000
Expenditure Totals:	3,121,267	2,846,960	274,307	0	3,121,267	274,307	0	0	0	0	3,121,267

Fund Balance Required	Budget+Prop. Inc./Dec.	Available+Prop. Inc./Dec.
Measure L - Capital Projects-3300	0	-2,605,399



City of Modesto

Project #: 101249

CED - Pelandale Neighborhood Pavement Maintenance Project



City of Modesto: 2024-28 Capital Improvement Program

CED - Pelandale Neighborhood Pavement Maintenance Project

101249

Capital Un-sponsored

<i>Cost Center:</i> 14999	<i>Category:</i> Traffic Circulation	<i>Start Date:</i> 2020
<i>Hosting Fund:</i> Measure L - Capital Projects-3300	<i>Type Class:</i> Maintenance	<i>End Date:</i>
<i>Element Listing:</i> Comm Dev	<i>Area:</i> Within City	<i>Status:</i> Active
<i>Classification:</i> Improvements	<i>Manager:</i> Sacuskie, Michael Wayne	<i>Const. Code:</i> Under Construction

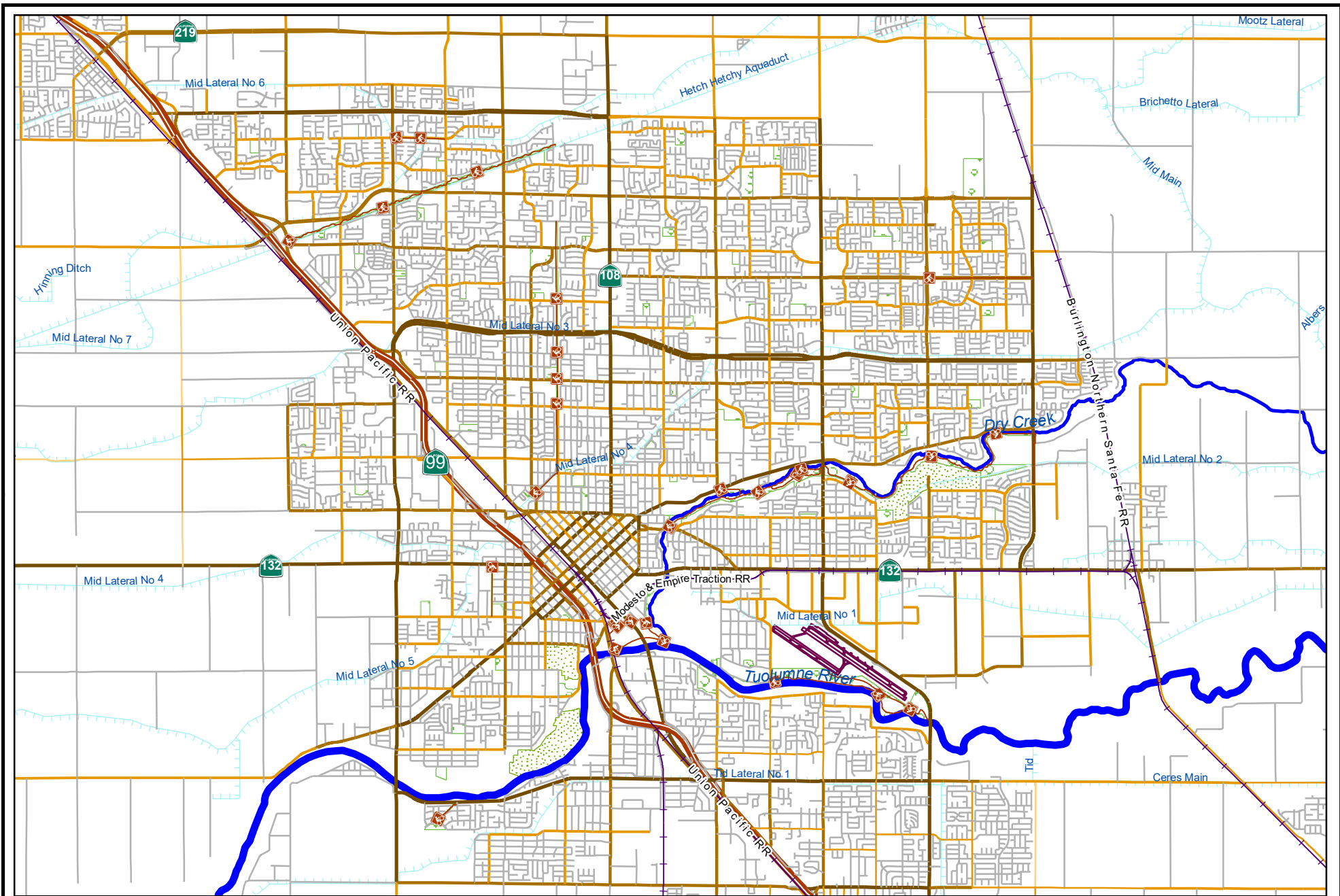
Proj Desc: Pavment maintenance in the area bound by Dale Road, Bangs Avenue, Tully Road, Snyder Avenue. This project will maintain approximately 12.6 center line miles or 2,190,000 square feet of local roads, and 1.1 center line miles or 200,000 square feet of minor collector (Snyder Avenue). Anticipated improvements include slurry seal surface treatment and restriping. The project will remove non-compliant ADA ramps and construct new compliant ramps in multiple locations,, and will include signage and striping for a Class III bikeway on Snyder.

Proj Stat: In construction.

Revenues	Budget	Actuals+Commit	Available	Prop. Inc./Dec. for 23-24	Bud + Prop. Incr/Decr	Avail.+ Prop. Incr/Decr	24-25	25-26	26-27	27-28	Total Budgeted up to 2028
61410 Transfer In from Fund 1410	1,871,250	1,419,040	452,210	0	1,871,250	452,210	0	0	0	0	1,871,250
Revenue Totals:	1,871,250	1,419,040	452,210	0	1,871,250	452,210	0	0	0	0	1,871,250

Expenditures	Budget	Actual+Commit	Available	Prop. Inc./Dec. for 23-24	Budget+Prop. Inc./Dec.	Avail.+Prop. Inc./Dec.	24-25	25-26	26-27	27-28	Total Budgeted up to 2028
CA Construction Admin	196,044	103,034	93,010	0	196,044	93,010	0	0	0	0	196,044
CCF City Construct Force	7,000	0	7,000	0	7,000	7,000	0	0	0	0	7,000
CON Construction	1,224,376	1,224,376	0	0	1,224,376	0	0	0	0	0	1,224,376
CTGY-CIP Contingency - CIP	97,950	0	97,950	0	97,950	97,950	0	0	0	0	97,950
EDA Eng/Design/Admin	345,880	313,226	32,654	0	345,880	32,654	0	0	0	0	345,880
Expenditure Totals:	1,871,250	1,640,636	230,614	0	1,871,250	230,614	0	0	0	0	1,871,250

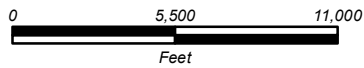
Fund Balance Required	Budget+Prop. Inc./Dec.	Available+Prop. Inc./Dec.
Measure L - Capital Projects-3300	0	-221,596



City of Modesto

Project #: 101250

CED - Neighborhood ADA Improvement Program



City of Modesto: 2024-28 Capital Improvement Program

CED - Neighborhood ADA Improvement Program

101250
Capital Un-sponsored

<i>Cost Center:</i> 14999	<i>Category:</i> Traffic Circulation	<i>Start Date:</i> 2020
<i>Hosting Fund:</i> Measure L - Capital Projects-3300	<i>Type Class:</i> Maintenance	<i>End Date:</i>
<i>Element Listing:</i> Comm Dev	<i>Area:</i> Within City	<i>Status:</i> Active
<i>Classification:</i> Improvements	<i>Manager:</i> Soares, Phillip A	<i>Const. Code:</i> Under Construction

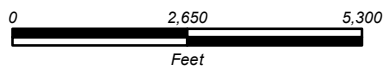
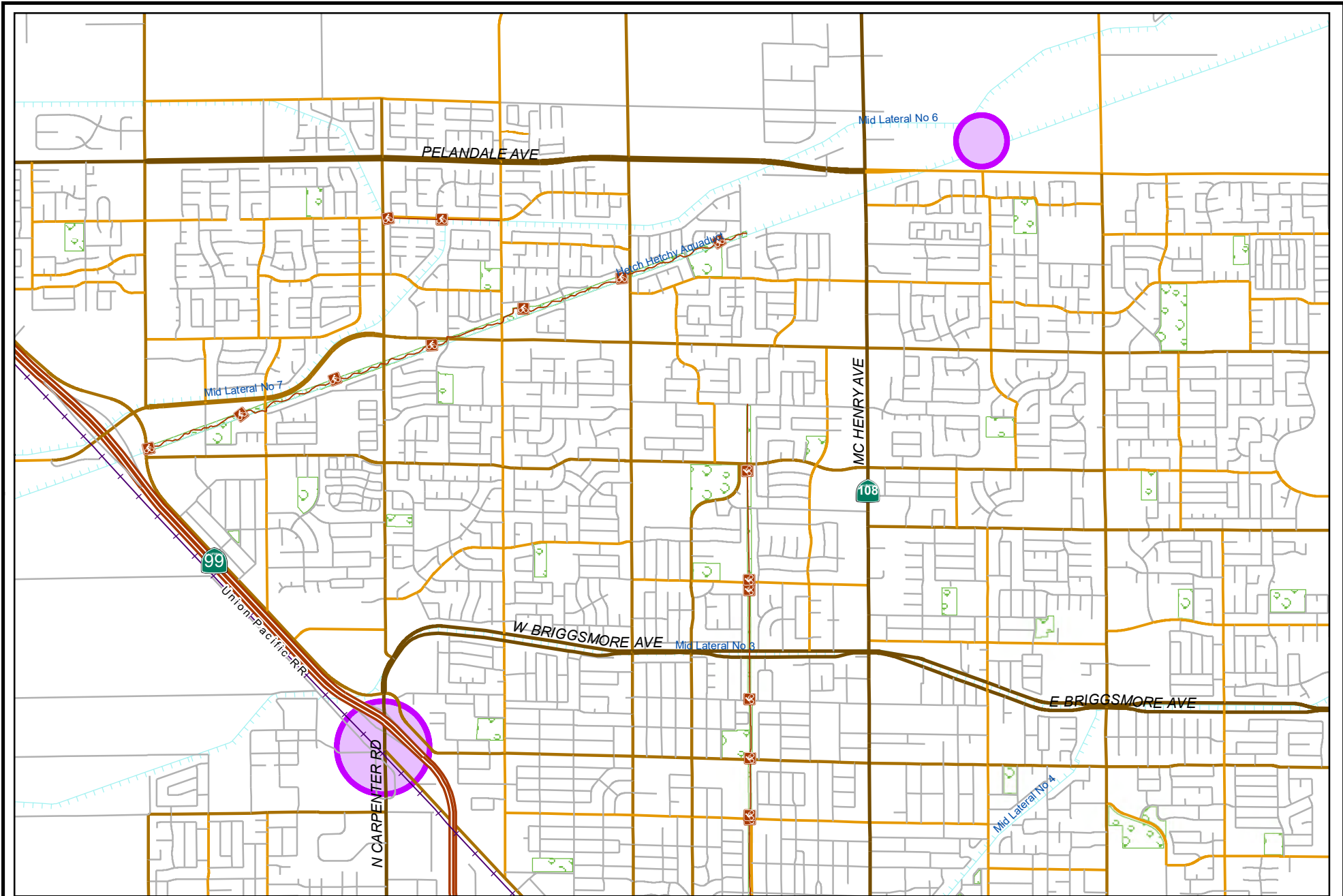
Proj Desc: This program will provide ADA improvements to residential neighborhoods. The City maintains an ADA action list that captures citizen concerns regarding accessibility of specific locations throughout the City. Public participation will be facilitated through City's website and social media. Concerns will be prioritized, and projects developed by City staff to improve accessibility and safety in residential neighborhoods. Anticipated improvements include compliant ramps, pedestrian refuges, signage and striping, ADA improvements, signal upgrades (detection cameras, ADA push buttons, beacons) where needed.

Proj Stat: Project in construction.

Revenues	Budget	Actuals+Commit	Available	Prop. Inc./Dec. for 23-24	Bud + Prop. Incr/Decr	Avail.+ Prop. Incr/Decr	24-25	25-26	26-27	27-28	Total Budgeted up to 2028
61410 Transfer In from Fund 1410	695,534	11,061	684,473	0	695,534	684,473	0	0	0	0	695,534
Revenue Totals:	695,534	11,061	684,473	0	695,534	684,473	0	0	0	0	695,534

Expenditures	Budget	Actual+Commit	Available	Prop. Inc./Dec. for 23-24	Budget+Prop. Inc./Dec.	Avail.+Prop. Inc./Dec.	24-25	25-26	26-27	27-28	Total Budgeted up to 2028
CA Construction Admin	45,460	38,976	6,484	0	45,460	6,484	0	0	0	0	45,460
CON Construction	568,249	568,249	0	0	568,249	0	0	0	0	0	568,249
CTGY-CIP Contingency - CIP	56,825	0	56,825	0	56,825	56,825	0	0	0	0	56,825
EDA Eng/Design/Admin	25,000	9,859	15,141	0	25,000	15,141	0	0	0	0	25,000
Expenditure Totals:	695,534	617,084	78,450	0	695,534	78,450	0	0	0	0	695,534

Fund Balance Required	Budget+Prop. Inc./Dec.	Available+Prop. Inc./Dec.
Measure L - Capital Projects-3300	0	-606,022



City of Modesto

Project #: 101271

CED - Briggsmore/Carpenter at SR-99 Interchange



City of Modesto: 2024-28 Capital Improvement Program

CED - Briggsmore/Carpenter at SR-99 Interchange

101271
Capital Un-sponsored

<i>Cost Center:</i> 14999	<i>Category:</i> Traffic Circulation	<i>Start Date:</i> 2020
<i>Hosting Fund:</i> Capital Grants - Streets CIP Projects-3160	<i>Type Class:</i> Major Street Improvements	<i>End Date:</i>
<i>Element Listing:</i> Comm Dev	<i>Area:</i> Within City	<i>Status:</i> New
<i>Classification:</i> Improvements	<i>Manager:</i> Rawles, John W	<i>Const. Code:</i> Not Awarded

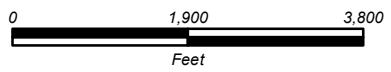
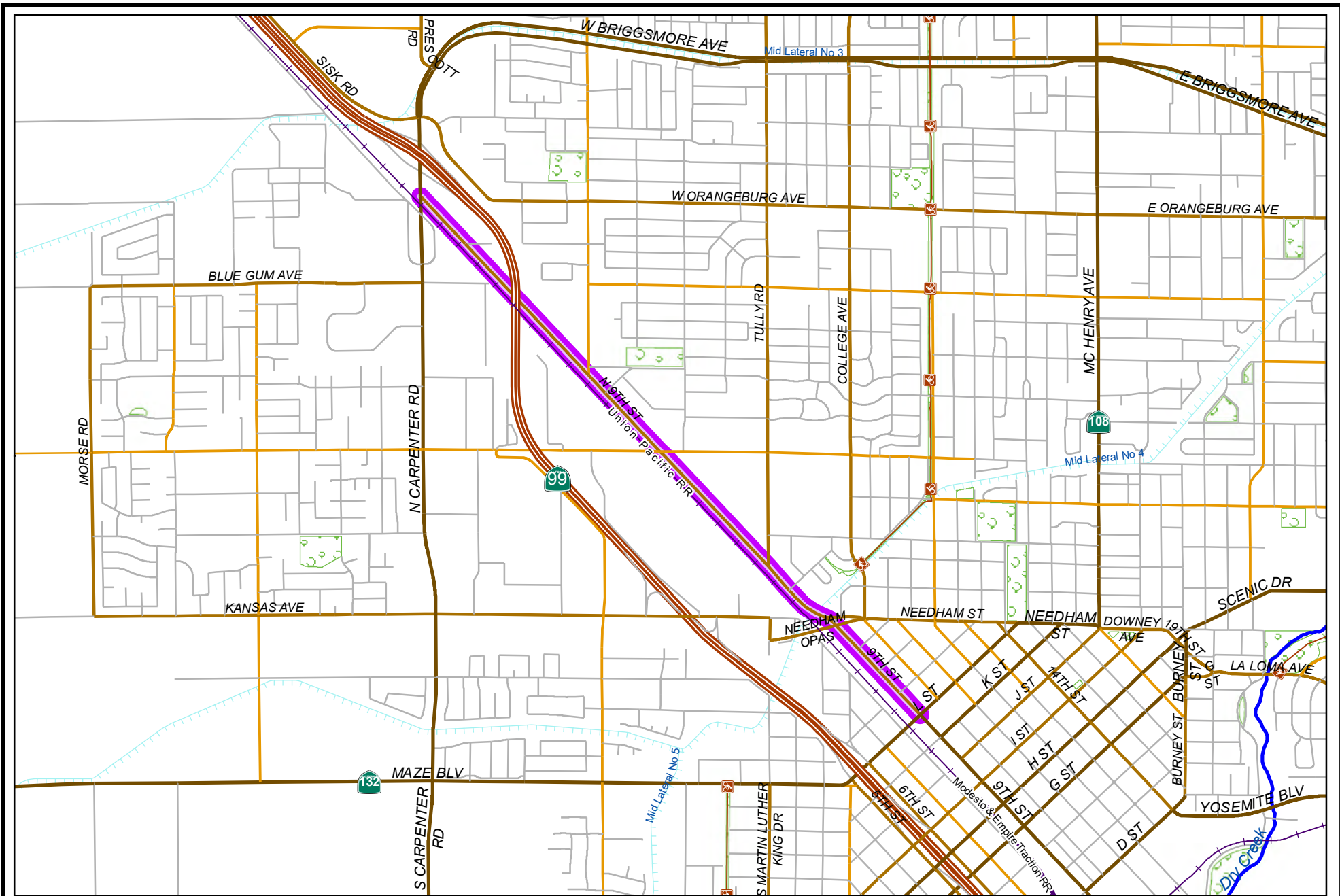
Proj Desc: Construct new interchange at the Briggsmore/Carpenter @ SR-99

Proj Stat: To City Council for approval of design consultant on April 2023.

Revenues	Budget	Actuals+Commit	Available	Prop. Inc./Dec. for 23-24	Bud + Prop. Incr/Decr	Avail.+ Prop. Incr/Decr	24-25	25-26	26-27	27-28	Total Budgeted up to 2028
42110 Intergov - State - CA Department of Transportation	5,113,482	11,104	5,102,378	0	5,113,482	5,102,378	0	0	0	0	5,113,482
42455 Intergov - Local - StanCOG	549,000	0	549,000	0	549,000	549,000	0	0	0	0	549,000
Revenue Totals:	5,662,482	11,104	5,651,378	0	5,662,482	5,651,378	0	0	0	0	6,358,016

Expenditures	Budget	Actual+Commit	Available	Prop. Inc./Dec. for 23-24	Budget+Prop. Inc./Dec.	Avail.+Prop. Inc./Dec.	24-25	25-26	26-27	27-28	Total Budgeted up to 2028
Caltrans-PID Project Development	50,000	0	50,000	0	50,000	50,000	0	0	0	0	50,000
EDA Eng/Design/Admin	5,113,482	13,911	5,099,571	0	5,113,482	5,099,571	0	0	0	0	5,113,482
PD Project Development	499,000	229	498,771	0	499,000	498,771	0	0	0	0	499,000
Expenditure Totals:	5,662,482	14,140	5,648,342	0	5,662,482	5,648,342	0	0	0	0	5,662,482

Fund Balance Required	Budget+Prop. Inc./Dec.	Available+Prop. Inc./Dec.
Capital Grants - Streets CIP Projects-3160	0	-3,036



City of Modesto

Project #: 101295

CED - 9th St Corridor Improvements AHSC Grant



City of Modesto: 2024-28 Capital Improvement Program

CED - 9th St Corridor Improvements AHSC Grant

101295
Capital Un-sponsored

<i>Cost Center:</i> 14999	<i>Category:</i> Traffic Circulation	<i>Start Date:</i> 2020
<i>Hosting Fund:</i> Capital Grants - CIP Projects-3140	<i>Type Class:</i> Major Street Improvements	<i>End Date:</i> 2025
<i>Element Listing:</i> Comm Dev	<i>Area:</i> Within City	<i>Status:</i> New
<i>Classification:</i> Improvements	<i>Manager:</i> Sacuskie, Michael Wayne	<i>Const. Code:</i> New or Future

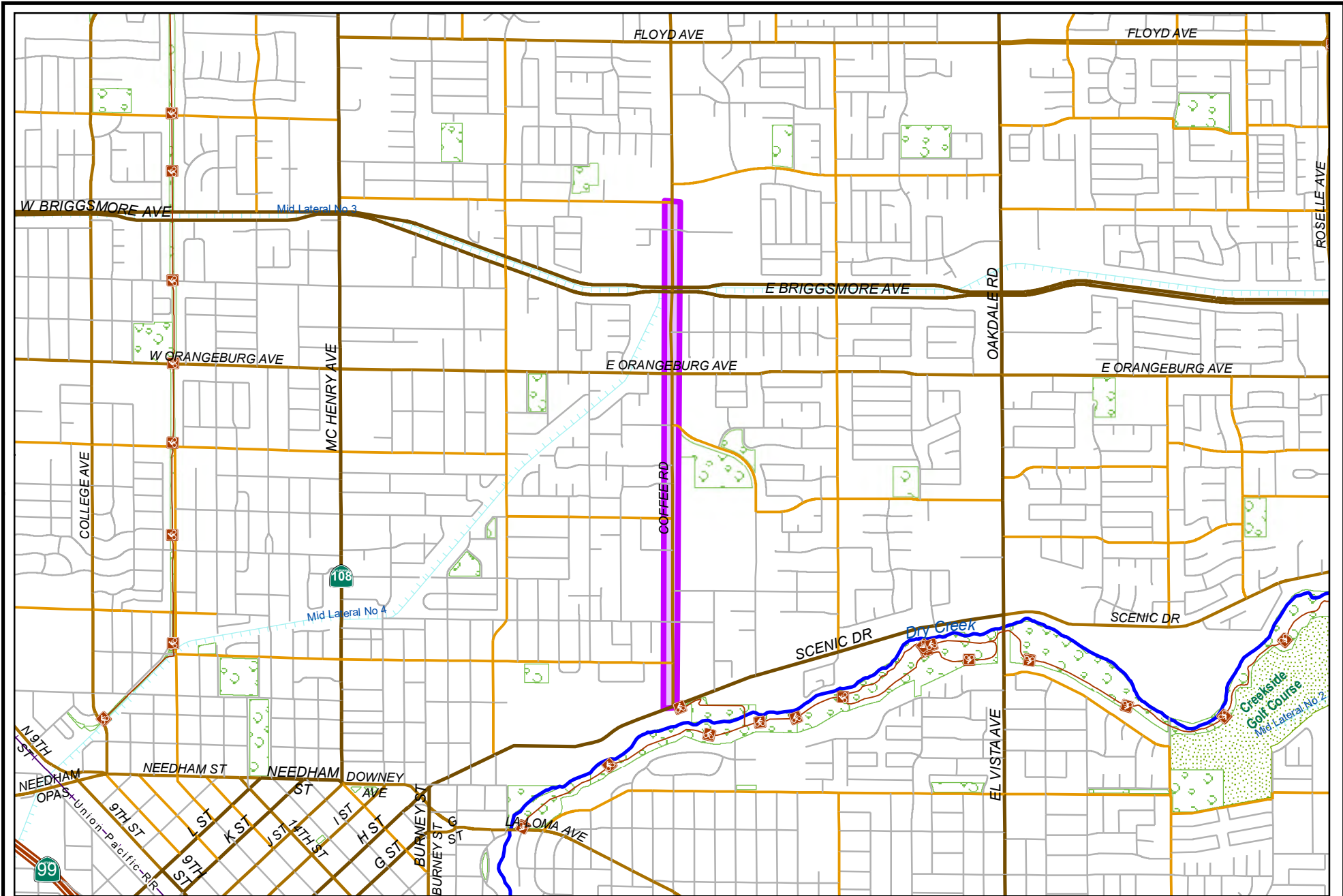
Proj Desc: Install 2.2 miles of Class 1 bike path from Carpenter Road overpass to L Street. Additional improvements include installation of a roundabout at the 9th St/Carver intersection and potentially at the 9th/Tully and 9th/Kansas.

Proj Stat: Project is in the design phase.

Revenues	Budget	Actuals+Commit	Available	Prop. Inc./Dec. for 23-24	Bud + Prop. Incr/Decr	Avail.+ Prop. Incr/Decr	24-25	25-26	26-27	27-28	Total Budgeted up to 2028
42148 Intergov - State - Transp Engineering and Design - AHSC (HCD)	6,000,000	0	6,000,000	0	6,000,000	6,000,000	0	0	0	0	6,000,000
61410 Transfer In from Fund 1410	0	0	0	0	0	0	0	0	0	0	0
Revenue Totals:	6,000,000	0	6,000,000	0	6,000,000	6,000,000	0	0	0	0	6,000,000

Expenditures	Budget	Actual+Commit	Available	Prop. Inc./Dec. for 23-24	Budget+Prop. Inc./Dec.	Avail.+Prop. Inc./Dec.	24-25	25-26	26-27	27-28	Total Budgeted up to 2028
CA Construction Admin	250,000	1,683	248,317	0	250,000	248,317	0	0	0	0	250,000
CON Construction	4,920,000	0	4,920,000	0	4,920,000	4,920,000	0	0	0	0	4,920,000
CON-ML-BP Construction ML-BP	850,057	0	850,057	0	850,057	850,057	0	0	0	0	850,057
CON-ML-LSR Construction ML-LSR	3,956,776	0	3,956,776	0	3,956,776	3,956,776	0	0	0	0	3,956,776
CON-Platform CON-Platform	350,000	0	350,000	0	350,000	350,000	0	0	0	0	350,000
CTGY-CIP Contingency - CIP	150,000	0	150,000	0	150,000	150,000	0	0	0	0	150,000
EAH-Bus Passes EAH-Bus Passes	0	0	0	0	0	0	0	0	0	0	0
EDA Eng/Design/Admin	330,000	185,571	144,429	0	330,000	144,429	0	0	0	0	330,000
Expenditure Totals:	10,806,833	187,254	10,619,579	0	10,806,833	10,619,579	0	0	0	0	10,806,833

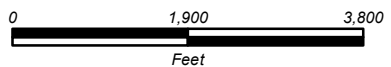
Fund Balance Required	Budget+Prop. Inc./Dec.	Available+Prop. Inc./Dec.
Capital Grants - CIP Projects-3140	4,806,833	4,619,579



City of Modesto

Project #: 101314

CED - Coffee Rd. Pavement Rehabilitation Phase II (Scenic Drive to Nowegian Avenue)



City of Modesto: 2024-28 Capital Improvement Program

**CED - Coffee Rd. Pavement Rehabilitation Phase II (Scenic Drive to Nowegian Avenue)
(Capital/Non-Capital Mix)**

101314

Capital Un-sponsored

<i>Cost Center:</i> 14999	<i>Category:</i> Traffic Circulation	<i>Start Date:</i> 2021
<i>Hosting Fund:</i> Measure L - Capital Projects-3300	<i>Type Class:</i> Other Street Projects	<i>End Date:</i>
<i>Element Listing:</i> Comm Svcs & Fac	<i>Area:</i> Within City	<i>Status:</i> New
<i>Classification:</i> Improvements	<i>Manager:</i> Soares, Phillip A	<i>Const. Code:</i> New or Future

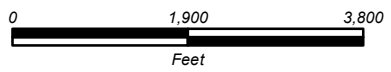
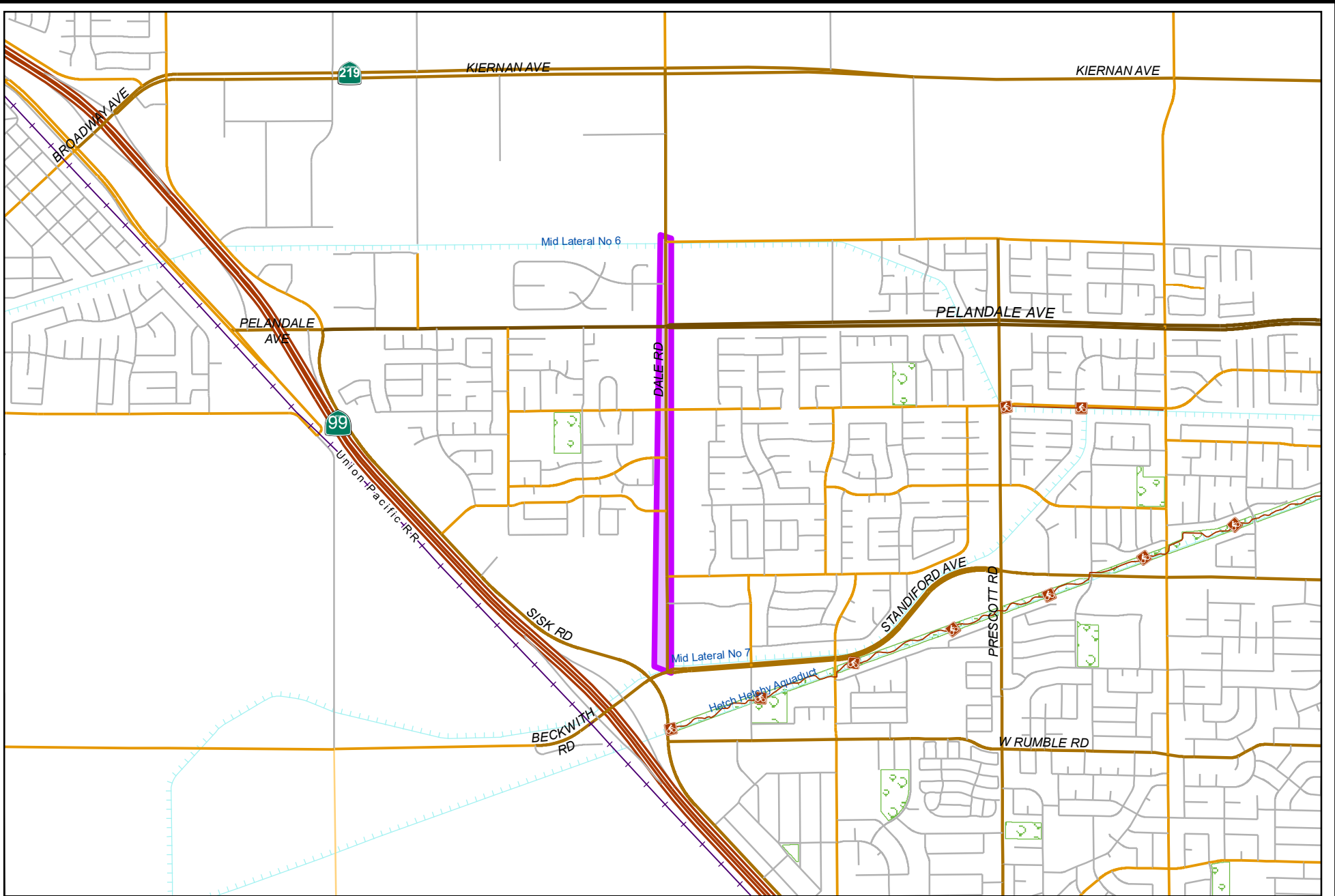
Proj Desc: This project is for pavement rehabilitation on Coffee Road from Scenic Drive to Nowegian Avenue, approximately 1.5 centerline miles or 616,000 square feet of pavement. Anticipated improvements include roadway resurfacing and/or reconstruction, new signage and striping, ADA upgrades and improvements near Thomas Downey High School, and storm drainage system improvements.

Proj Stat: In design

Revenues	Budget	Actuals+Commit	Available	Prop. Inc./Dec. for 23-24	Bud + Prop. Inc./Decr	Avail.+ Prop. Incr/Decr	24-25	25-26	26-27	27-28	Total Budgeted up to 2028
61410 Transfer In from Fund 1410	2,748,500	13,660	2,734,840	0	2,748,500	2,734,840	0	0	0	0	2,748,500
Revenue Totals:	2,748,500	13,660	2,734,840	0	2,748,500	2,734,840	0	0	0	0	2,748,500

Expenditures	Budget	Actual+Commit	Available	Prop. Inc./Dec. for 23-24	Budget+Prop. Inc./Dec.	Avail.+Prop. Inc./Dec.	24-25	25-26	26-27	27-28	Total Budgeted up to 2028
CA Construction Admin	286,800	0	286,800	0	286,800	286,800	0	0	0	0	286,800
CON Construction	1,912,000	2,878	1,909,122	0	1,912,000	1,909,122	0	0	0	0	1,912,000
CTGY-CIP Contingency - CIP	191,200	0	191,200	0	191,200	191,200	0	0	0	0	191,200
EDA Eng/Design/Admin	358,500	13,660	344,840	0	358,500	344,840	0	0	0	0	358,500
Expenditure Totals:	2,748,500	16,538	2,731,962	0	2,748,500	2,731,962	0	0	0	0	2,748,500

Fund Balance Required	Budget+Prop. Inc./Dec.	Available+Prop. Inc./Dec.
Measure L - Capital Projects-3300	0	-2,878



City of Modesto

Project #: 101315

CED - Dale Road Pavement Rehabilitation (Standford to Bangs)



City of Modesto: 2024-28 Capital Improvement Program

CED - Dale Road Pavement Rehabilitation (Standiford to Bangs) (Capital/Non-Capital Mix)

101315

Capital Un-sponsored

<i>Cost Center:</i> 14999	<i>Category:</i> Traffic Circulation	<i>Start Date:</i> 2021
<i>Hosting Fund:</i> Measure L - Capital Projects-3300	<i>Type Class:</i> Other Street Projects	<i>End Date:</i>
<i>Element Listing:</i> Comm Svcs & Fac	<i>Area:</i> Within City	<i>Status:</i> New
<i>Classification:</i> Improvements	<i>Manager:</i> Soares, Phillip A	<i>Const. Code:</i> New or Future

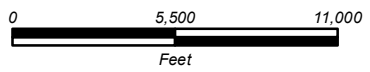
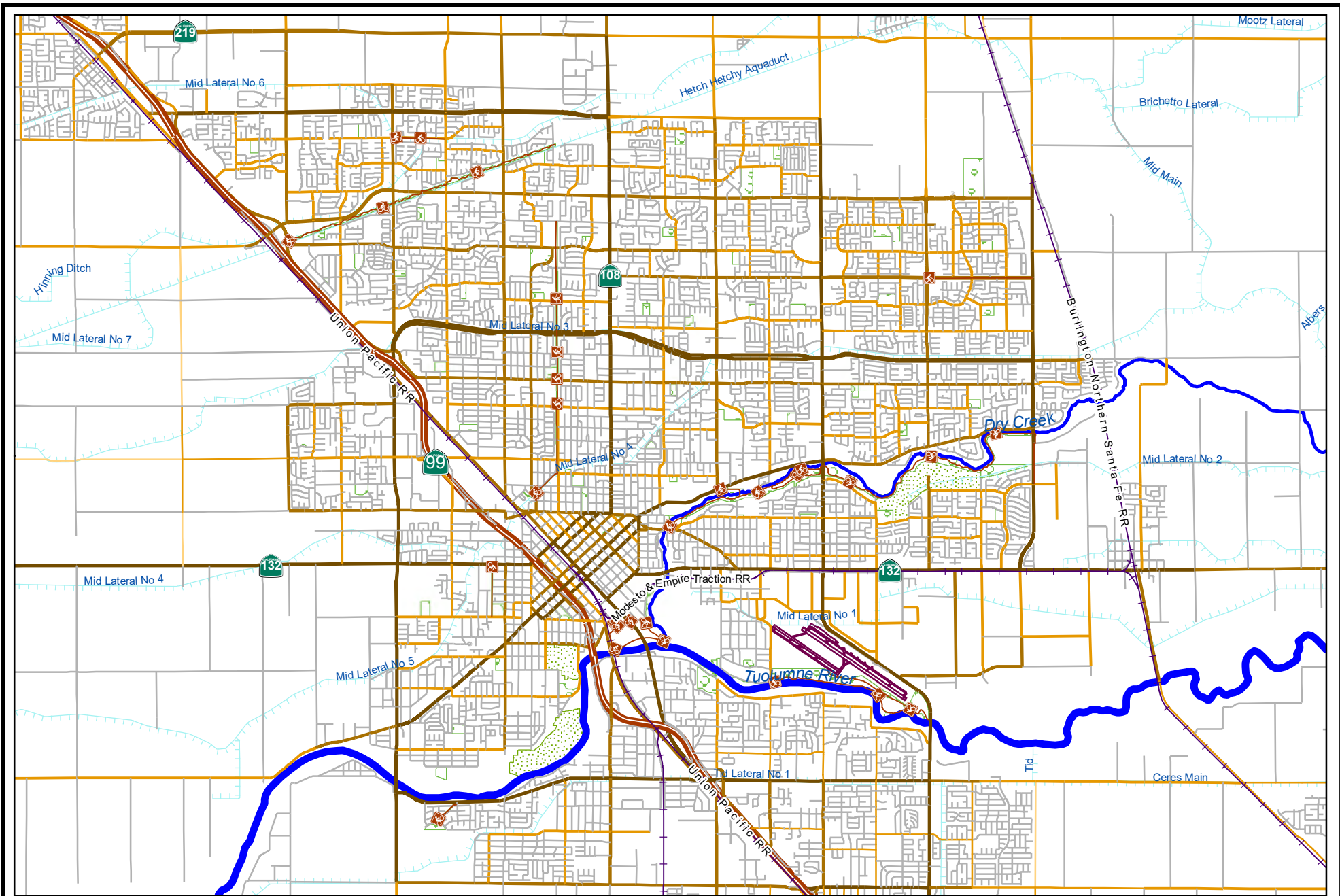
Proj Desc: This project is for pavement rehabilitation on Dale Road from Standiford Avenue to Bangs Avenue, approximately 1.3 centerline miles or 450,000 square feet of pavement. Anticipated project improvements include roadway resurfacing and/or reconstruction, new signage and striping, ADA upgrades, and storm drainage system improvements.

Proj Stat: In design. Construction is anticipated in FY 24/25

Revenues	Budget	Actuals+Commit	Available	Prop. Inc./Dec. for 23-24	Bud + Prop. Incr/Decr	Avail.+ Prop. Incr/Decr	24-25	25-26	26-27	27-28	Total Budgeted up to 2028
61410 Transfer In from Fund 1410	2,185,000	26,816	2,158,184	0	2,185,000	2,158,184	0	0	0	0	2,185,000
Revenue Totals:	2,185,000	26,816	2,158,184	0	2,185,000	2,158,184	0	0	0	0	2,185,000

Expenditures	Budget	Actual+Commit	Available	Prop. Inc./Dec. for 23-24	Budget+Prop. Inc./Dec.	Avail.+Prop. Inc./Dec.	24-25	25-26	26-27	27-28	Total Budgeted up to 2028
CA Construction Admin	285,000	0	285,000	0	285,000	285,000	0	0	0	0	285,000
CON Construction	1,469,000	0	1,469,000	0	1,469,000	1,469,000	0	0	0	0	1,469,000
CTGY-CIP Contingency - CIP	146,000	0	146,000	0	146,000	146,000	0	0	0	0	146,000
EDA Eng/Design/Admin	285,000	26,816	258,184	0	285,000	258,184	0	0	0	0	285,000
Expenditure Totals:	2,185,000	26,816	2,158,184	0	2,185,000	2,158,184	0	0	0	0	2,185,000

Fund Balance Required	Budget+Prop. Inc./Dec.	Available+Prop. Inc./Dec.
Measure L - Capital Projects-3300	0	0



City of Modesto

Project #: 101317

PW - Carpenter/Maze/Prescott Fiber Drop



City of Modesto: 2024-28 Capital Improvement Program

PW - Carpenter/Maze/Prescott Fiber Drop

101317

Capital Un-sponsored

<i>Cost Center:</i> 59999	<i>Category:</i> Traffic Circulation	<i>Start Date:</i> 2021
<i>Hosting Fund:</i> Capital Grants - Streets CIP Projects-3160	<i>Type Class:</i> Traffic Signal Coordination	<i>End Date:</i>
<i>Element Listing:</i> Comm Dev	<i>Area:</i> Within City	<i>Status:</i> New
<i>Classification:</i> Improvements	<i>Manager:</i> Ashby, James	<i>Const. Code:</i> New or Future

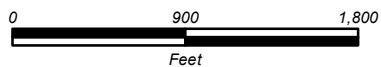
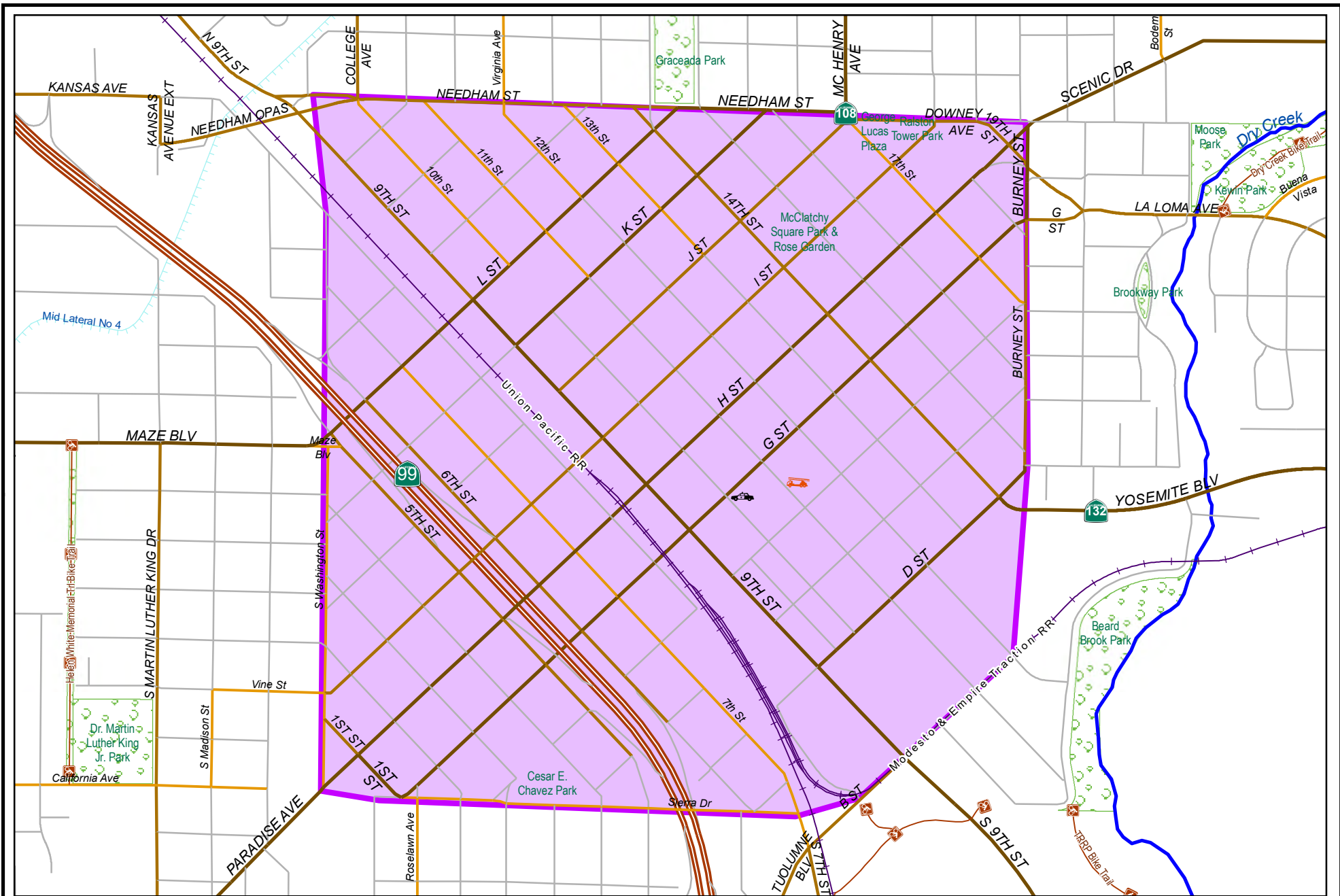
Proj Desc: This project is for the installation of fiber optic cable and network switches along Carpenter Road, Prescott Road, and Maze Boulevard to connect traffic signals. New fiber optic cable is increasing the capacity of the amount of data we can transmit and increasing speed of communication.

Proj Stat: In Design 75%

Revenues	Budget	Actuals+Commit	Available	Prop. Inc./Dec. for 23-24	Bud + Prop. Incr/Decr	Avail.+ Prop. Incr/Decr	24-25	25-26	26-27	27-28	Total Budgeted up to 2028
61410 Transfer In from Fund 1410	40,000	10,423	29,577	0	40,000	29,577	0	0	0	0	40,000
Revenue Totals:	40,000	10,423	29,577	0	40,000	29,577	0	0	0	0	40,000

Expenditures	Budget	Actual+Commit	Available	Prop. Inc./Dec. for 23-24	Budget+Prop. Inc./Dec.	Avail.+Prop. Inc./Dec.	24-25	25-26	26-27	27-28	Total Budgeted up to 2028
CA Construction Admin	0	0	0	156,521	156,521	156,521	0	0	0	0	156,521
CON Construction	0	0	0	948,617	948,617	948,617	0	0	0	0	948,617
CTGY Contingency	0	0	0	94,861	94,861	94,861	0	0	0	0	94,861
EDA Eng/Design/Admin	40,000	11,146	28,854	0	40,000	28,854	0	0	0	0	40,000
Expenditure Totals:	40,000	11,146	28,854	1,199,999	1,239,999	1,228,853	0	0	0	0	1,239,999

Fund Balance Required	Budget+Prop. Inc./Dec.	Available+Prop. Inc./Dec.
Capital Grants - Streets CIP Projects-3160	1,199,999	1,199,276



City of Modesto

Project #: 101318

PW - Fiber Drop Downtown (G & H)



City of Modesto: 2024-28 Capital Improvement Program

PW - Fiber Drop Downtown (G & H)

101318
Capital Un-sponsored

<i>Cost Center:</i> 59999	<i>Category:</i> Traffic Circulation	<i>Start Date:</i> 2021
<i>Hosting Fund:</i> Capital Grants - Streets CIP Projects-3160	<i>Type Class:</i> Traffic Signal Coordination	<i>End Date:</i>
<i>Element Listing:</i> Comm Dev	<i>Area:</i> Within City	<i>Status:</i> New
<i>Classification:</i> Improvements	<i>Manager:</i> Ashby, James	<i>Const. Code:</i> New or Future

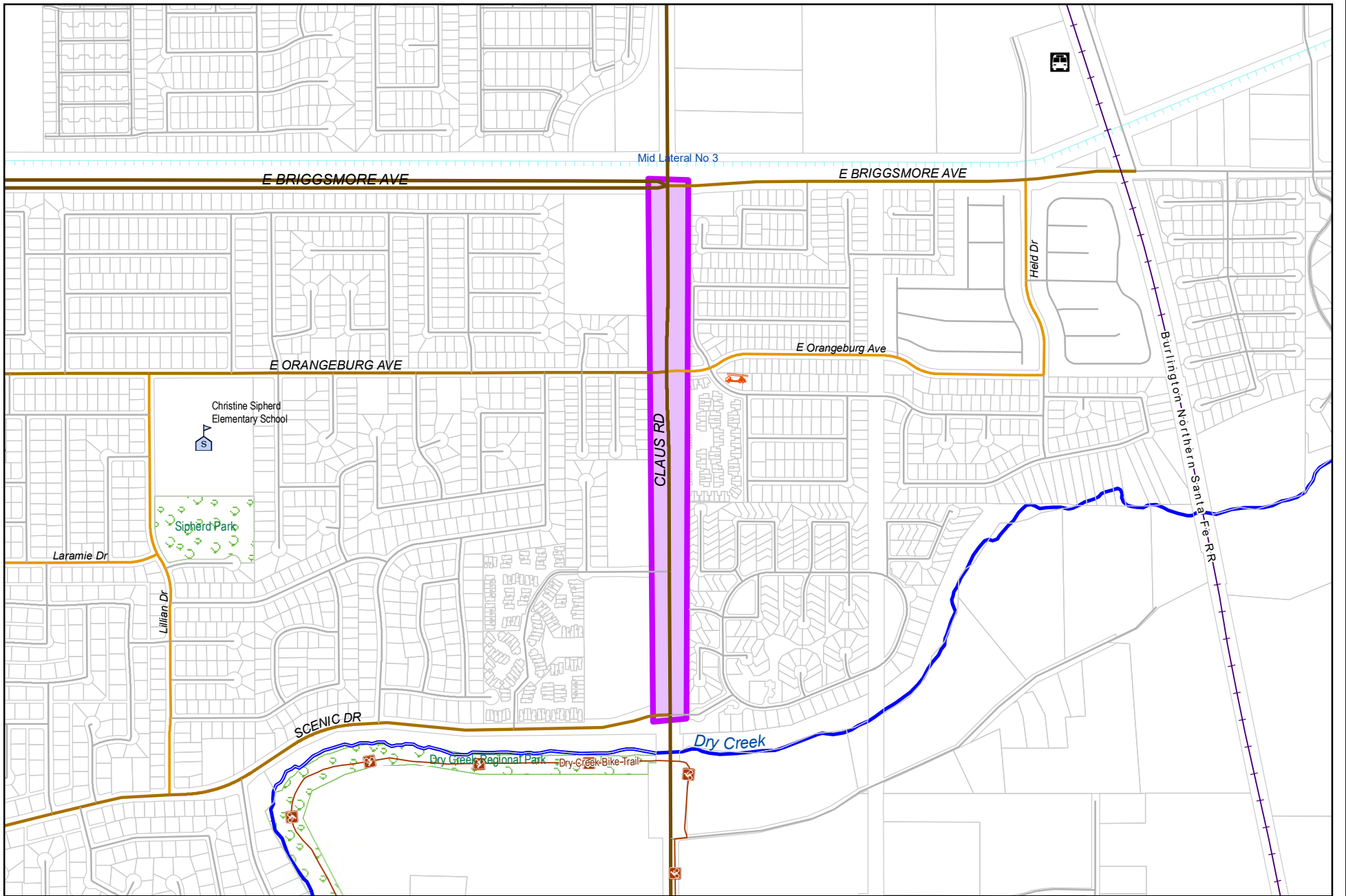
Proj Desc: This project is for the installation of fiber optic cable and network switches in the downtown central business district along G and H street to connect traffic signals. New fiber optic cable is increasing the capacity of the amount of data we can transmit and increasing speed of communication.

Proj Stat: This project began in FY 21-22. 75% design complete.

Revenues	Budget	Actuals+Commit	Available	Prop. Inc./Dec. for 23-24	Bud + Prop. Incr/Decr	Avail.+ Prop. Incr/Decr	24-25	25-26	26-27	27-28	Total Budgeted up to 2028
61410 Transfer In from Fund 1410	30,000	10,273	19,727	0	30,000	19,727	0	0	0	0	30,000
Revenue Totals:	30,000	10,273	19,727	0	30,000	19,727	0	0	0	0	30,000

Expenditures	Budget	Actual+Commit	Available	Prop. Inc./Dec. for 23-24	Budget+Prop. Inc./Dec.	Avail.+Prop. Inc./Dec.	24-25	25-26	26-27	27-28	Total Budgeted up to 2028
03 CON Construction	0	0	0	770,751	770,751	770,751	0	0	0	0	770,751
CA Construction Admin	0	0	0	127,173	127,173	127,173	0	0	0	0	127,173
CTGY Contingency	0	0	0	77,075	77,075	77,075	0	0	0	0	77,075
EDA Eng/Design/Admin	30,000	10,857	19,143		30,000	19,143	0	0	0	0	30,000
Expenditure Totals:	30,000	10,857	19,143	974,999	1,004,999	994,142	0	0	0	0	1,004,999

Fund Balance Required	Budget+Prop. Inc./Dec.	Available+Prop. Inc./Dec.
Capital Grants - Streets CIP Projects-3160	974,999	974,415



City of Modesto

Project #: 101322

PW - Claus Road Signal Coord



City of Modesto: 2024-28 Capital Improvement Program

PW - Claus Road Signal Coordination CMAQ

101322

Capital Un-sponsored

<i>Cost Center:</i> 59999	<i>Category:</i> Traffic Circulation	<i>Start Date:</i> 2021
<i>Hosting Fund:</i> Capital Grants - Streets CIP Projects-3160	<i>Type Class:</i> Traffic Signal Coordination	<i>End Date:</i>
<i>Element Listing:</i> Comm Dev	<i>Area:</i> Within City	<i>Status:</i> New
<i>Classification:</i> Improvements	<i>Manager:</i> Ashby, James	<i>Const. Code:</i> New or Future

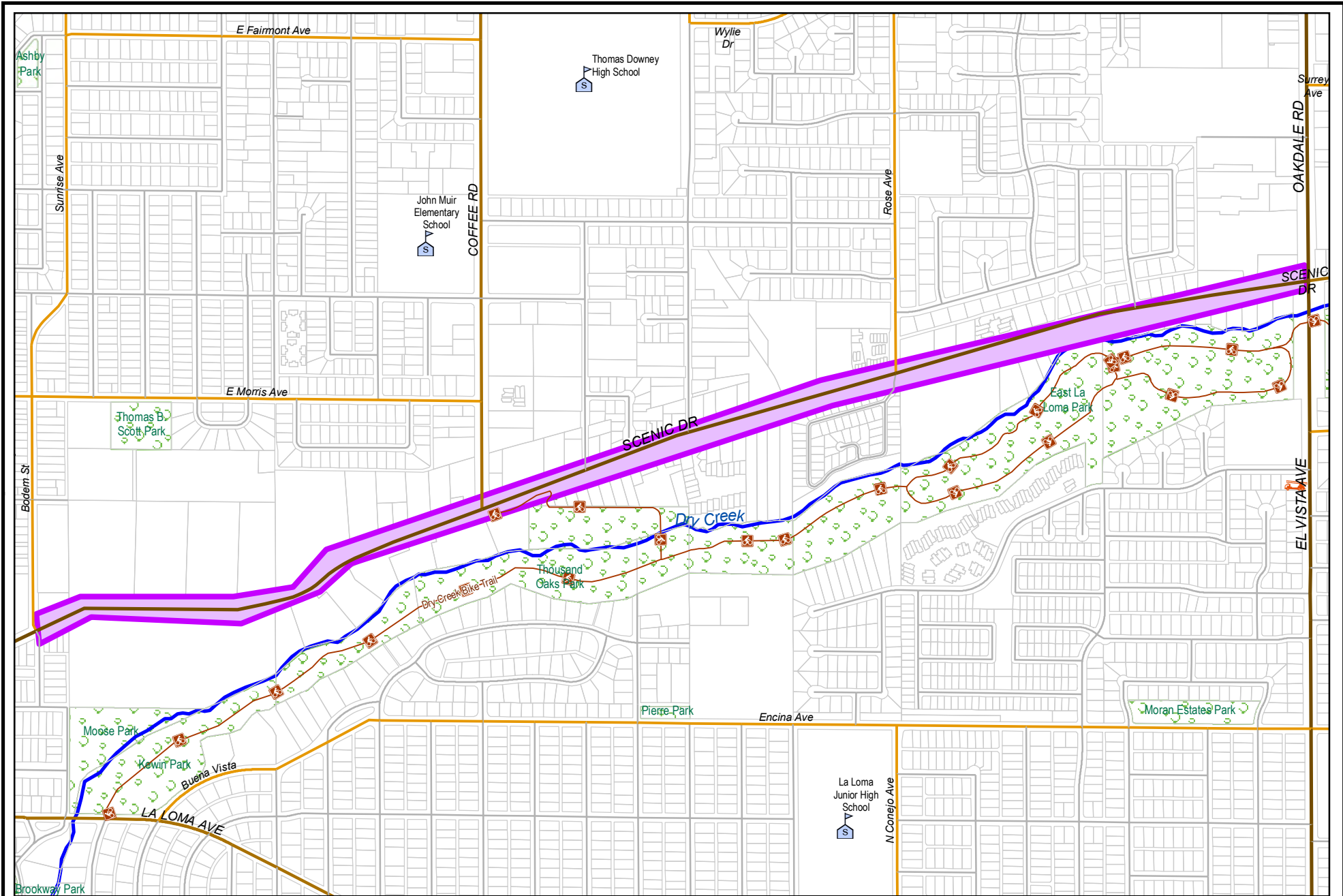
Proj Desc: This project is for the installation of new software and hardware upgrades along Claus Road to coordinate signals at Briggsmore, Orangeburg, Scenic, and Creekside to reduce vehicle delay.

Proj Stat: Design complete. Need to bid.

Revenues	Budget	Actuals+Commit	Available	Prop. Inc./Dec. for 23-24	Bud + Prop. Incr/Decr	Avail.+ Prop. Incr/Decr	24-25	25-26	26-27	27-28	Total Budgeted up to 2028
42110 Intergov - State - CA Department of Transportation	236,250	28,084	208,166	0	236,250	208,166	0	0	0	0	236,250
61410 Transfer In from Fund 1410	138,750	14,452	124,298	0	138,750	124,298	0	0	0	0	138,750
Revenue Totals:	375,000	42,536	332,464	0	375,000	332,464	0	0	0	0	405,000

Expenditures	Budget	Actual+Commit	Available	Prop. Inc./Dec. for 23-24	Budget+Prop. Inc./Dec.	Avail.+Prop. Inc./Dec.	24-25	25-26	26-27	27-28	Total Budgeted up to 2028
CA Construction Admin	39,130	0	39,130	0	39,130	39,130	0	0	0	0	39,130
CON Construction	237,154	0	237,154	0	237,154	237,154	0	0	0	0	237,154
CTGY-CIP Contingency - CIP	23,715	0	23,715	0	23,715	23,715	0	0	0	0	23,715
EDA Eng/Design/Admin	75,000	50,049	24,951	0	75,000	24,951	0	0	0	0	75,000
Expenditure Totals:	374,999	50,049	324,950	0	374,999	324,950	0	0	0	0	374,999

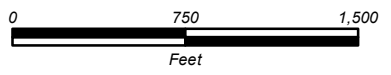
Fund Balance Required	Budget+Prop. Inc./Dec.	Available+Prop. Inc./Dec.
Capital Grants - Streets CIP Projects-3160	-1	-7,514



City of Modesto

Project #: 101323

PW - Scenic Dr Signal Coordination



City of Modesto: 2024-28 Capital Improvement Program

PW - Scenic Dr Signal Coordination

101323

Capital Un-sponsored

<i>Cost Center:</i> 59999	<i>Category:</i> Traffic Circulation	<i>Start Date:</i> 2021
<i>Hosting Fund:</i> Capital Grants - Streets CIP Projects-3160	<i>Type Class:</i> Traffic Signal Coordination	<i>End Date:</i>
<i>Element Listing:</i> Comm Dev	<i>Area:</i> Within City	<i>Status:</i> New
<i>Classification:</i> Improvements	<i>Manager:</i> Ashby, James	<i>Const. Code:</i> New or Future

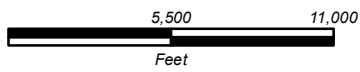
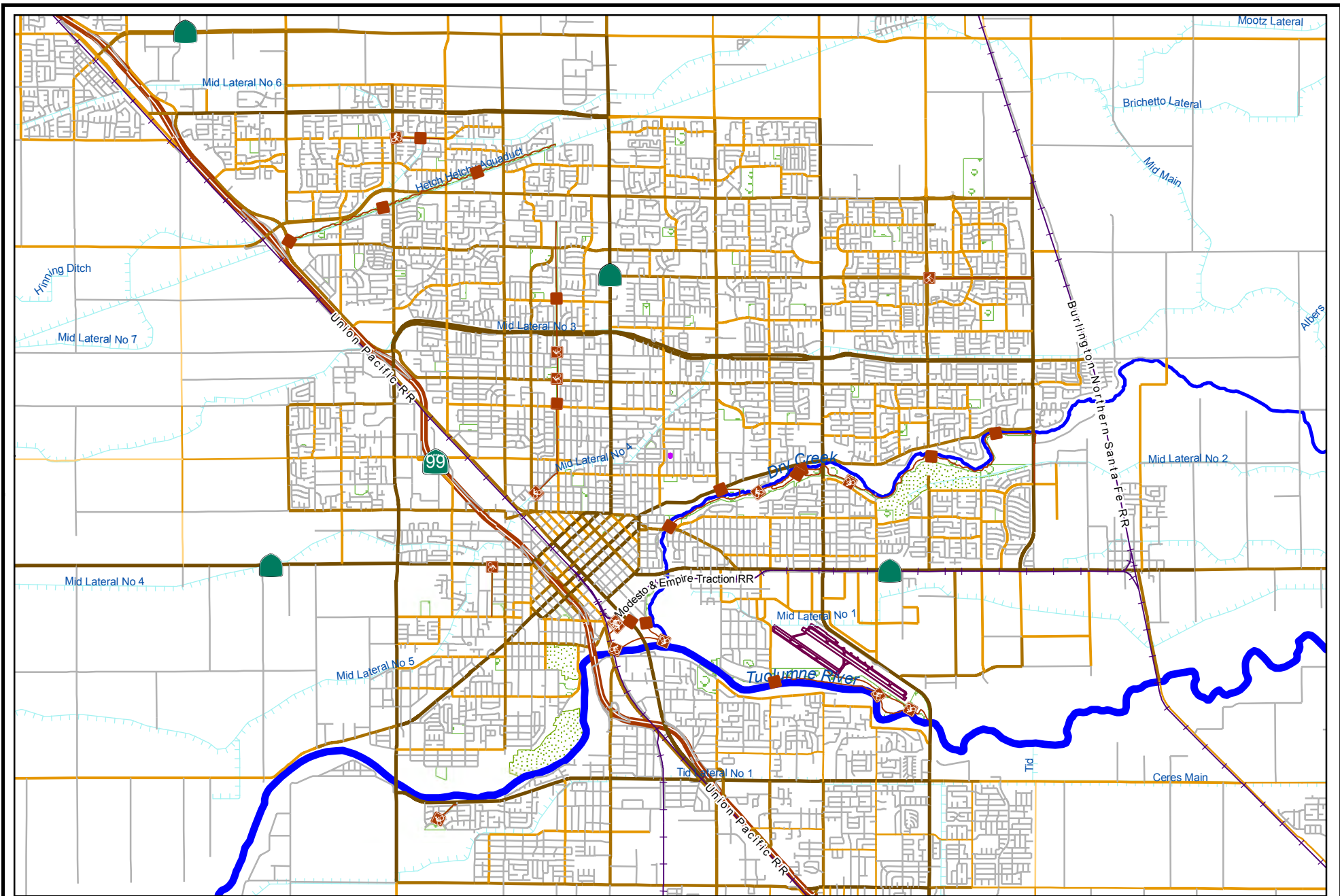
Proj Desc: This project is for the installation of new software and hardware upgrades along Scenic Drive to coordinate signals at Bodem, Rose, Coffee, and Oakdale to reduce vehicle delay.

Proj Stat: Design complete. Need to bid.

Revenues	Budget	Actuals+Commit	Available	Prop. Inc./Dec. for 23-24	Bud + Prop. Incr/Decr	Avail.+ Prop. Incr/Decr	24-25	25-26	26-27	27-28	Total Budgeted up to 2028
42110 Intergov - State - CA Department of Transportation	315,000	29,962	285,038	0	315,000	285,038	0	0	0	0	315,000
61410 Transfer In from Fund 1410	185,000	14,983	170,017	0	185,000	170,017	0	0	0	0	185,000
Revenue Totals:	500,000	44,945	455,055	0	500,000	455,055	0	0	0	0	500,000

Expenditures	Budget	Actual+Commit	Available	Prop. Inc./Dec. for 23-24	Budget+Prop. Inc./Dec.	Avail.+Prop. Inc./Dec.	24-25	25-26	26-27	27-28	Total Budgeted up to 2028
CA Construction Admin	52,174	0	52,174	0	52,174	52,174	0	0	0	0	52,174
CON Construction	316,206	0	316,206	0	316,206	316,206	0	0	0	0	316,206
CTGY-CIP Contingency - CIP	31,620	0	31,620	0	31,620	31,620	0	0	0	0	31,620
EDA Eng/Design/Admin	100,000	52,178	47,822	0	100,000	47,822	0	0	0	0	100,000
Expenditure Totals:	500,000	52,178	447,822	0	500,000	447,822	0	0	0	0	500,000

Fund Balance Required	Budget+Prop. Inc./Dec.	Available+Prop. Inc./Dec.
Capital Grants - Streets CIP Projects-3160	0	-7,232



City of Modesto

Project #: 101333

PW - Install RRFB at 10 Locations



City of Modesto: 2024-28 Capital Improvement Program

PW - Installation of Rectangular Rapid Flashing Beacons (RRFB) at 10 Locations-FHWA-CalTrans-HSIPSL-5050(251)-2021-20.205 HWY Planning and Con

101333

Capital Un-sponsored

<i>Cost Center:</i> 59999	<i>Category:</i> Traffic Circulation	<i>Start Date:</i> 2021
<i>Hosting Fund:</i> Capital Grants - Streets CIP Projects-3160	<i>Type Class:</i> Traffic Control Devices	<i>End Date:</i>
<i>Element Listing:</i> Comm Dev	<i>Area:</i> Within City	<i>Status:</i> New
<i>Classification:</i> Improvements	<i>Manager:</i> Ashby, James	<i>Const. Code:</i> New or Future

Proj Desc: Install RRFB at the following locations:

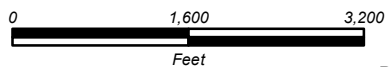
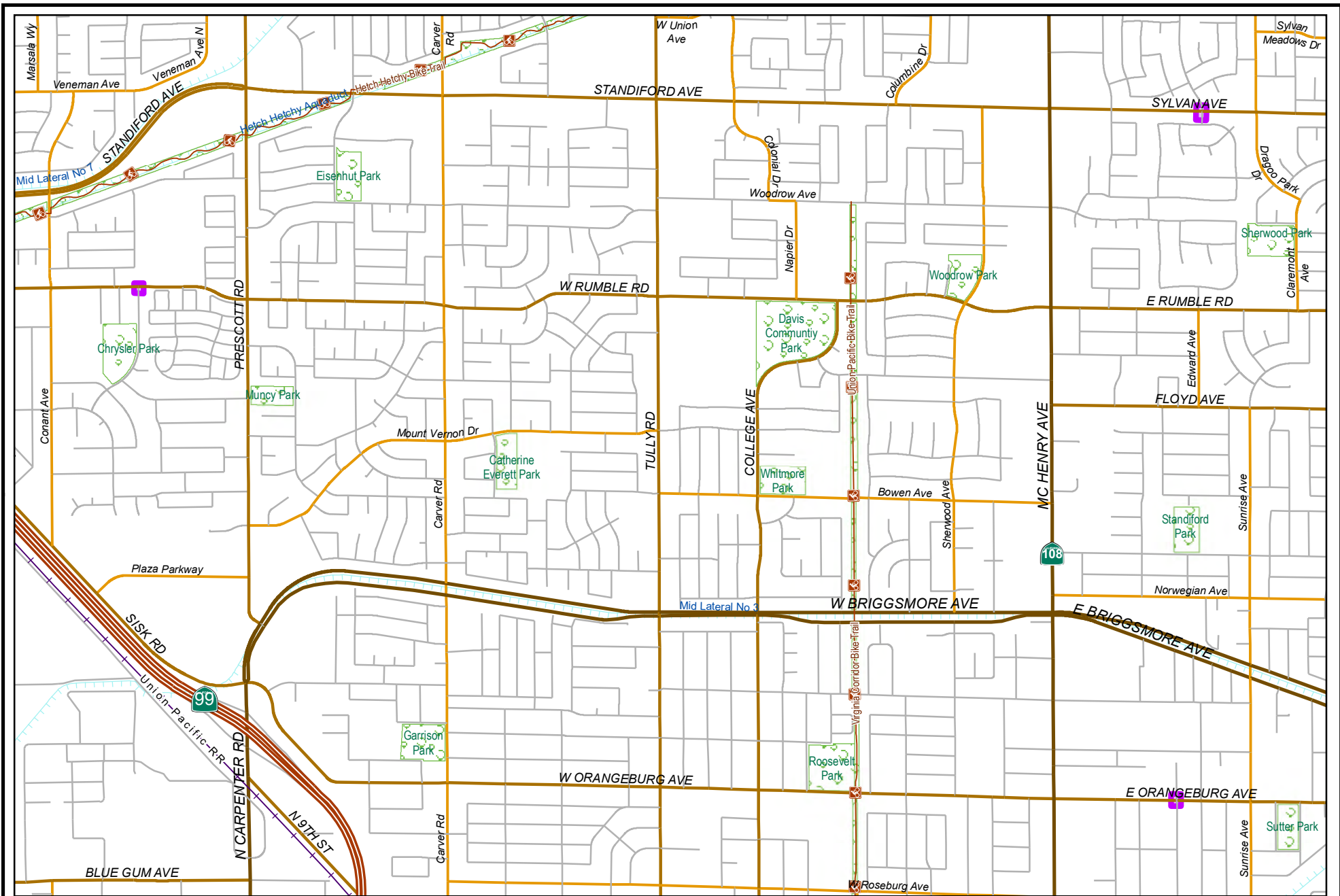
1. 16th at I St
2. 15th at H St
3. Granger at Florida
4. Morris at Auburn
5. Tully at Leonard
6. Lincoln at Poppypatch
7. Lincoln at Penny
8. Tully at MJC
9. Carpenter at CA
10. Stoddard at MJC

Proj Stat: In design, 65% complete

Revenues	Budget	Actuals+Commit	Available	Prop. Inc./Dec. for 23-24	Bud + Prop. Incr/Decr	Avail.+ Prop. Incr/Decr	24-25	25-26	26-27	27-28	Total Budgeted up to 2028
42110 Intergov - State - CA Department of Transportation	135,000	41,159	93,841	773,200	908,200	867,041	0	0	0	0	908,200
61410 Transfer In from Fund 1410	0	0	0	150,000	150,000	150,000	0	0	0	0	150,000
Revenue Totals:	135,000	41,159	93,841	923,200	1,058,200	1,017,041	0	0	0	0	1,058,200

Expenditures	Budget	Actual+Commit	Available	Prop. Inc./Dec. for 23-24	Budget+Prop. Inc./Dec.	Avail.+Prop. Inc./Dec.	24-25	25-26	26-27	27-28	Total Budgeted up to 2028
CON Construction	0	0	0	923,200	923,200	923,200	0	0	0	0	923,200
EDA Eng/Design/Admin	135,000	50,286	84,714	0	135,000	84,714	0	0	0	0	135,000
Expenditure Totals:	135,000	50,286	84,714	923,200	1,058,200	1,007,914	0	0	0	0	1,058,200

Fund Balance Required	Budget+Prop. Inc./Dec.	Available+Prop. Inc./Dec.
Capital Grants - Streets CIP Projects-3160	0	-9,127



City of Modesto

Project #: 101361



PW - Install RRFB at 3 Locations-FHWA-CalTrans-HSIPSL-5059(252)-2021-20.205 HWY Planning and Con

City of Modesto: 2024-28 Capital Improvement Program

**PW - Install RRFB at 3 Locations-FHWA-CalTrans-HSIPSL-5059(252)-2021-20.205 HWY
Planning and Con**

101361

Capital Un-sponsored

<i>Cost Center:</i> 59999	<i>Category:</i> Traffic Circulation	<i>Start Date:</i> 2021
<i>Hosting Fund:</i> Capital Grants - Streets CIP Projects-3160	<i>Type Class:</i> Traffic Control Devices	<i>End Date:</i>
<i>Element Listing:</i> Comm Dev	<i>Area:</i> Within City	<i>Status:</i> New
<i>Classification:</i> Improvements	<i>Manager:</i> Ashby, James	<i>Const. Code:</i> New or Future

Proj Desc: Install RRFB at School Crossings:

1. Rumble Rd and Park Place
2. Sylvan Ave and Northampton Lane

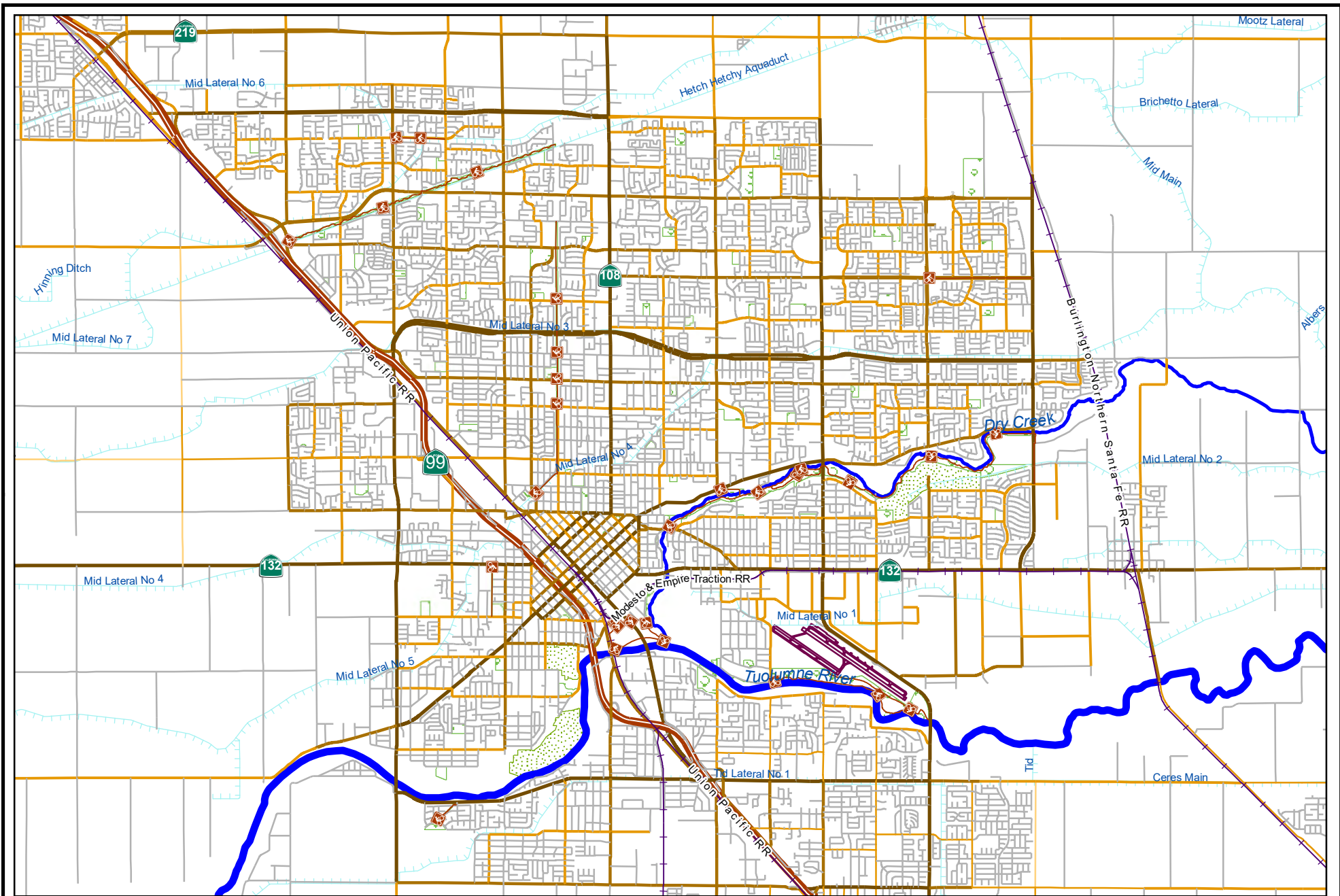
Install LED flashing stop signs at 4 locations

Proj Stat: In design, 75% complete

Revenues	Budget	Actuals+Commit	Available	Prop. Inc./Dec. for 23-24	Bud + Prop. Incr/Decr	Avail.+ Prop. Incr/Decr	24-25	25-26	26-27	27-28	Total Budgeted up to 2028
42110 Intergov - State - CA Department of Transportation	34,000	6,086	27,914	0	34,000	27,914	0	0	0	0	34,000
Revenue Totals:	34,000	6,086	27,914	0	34,000	27,914	0	0	0	0	34,000

Expenditures	Budget	Actual+Commit	Available	Prop. Inc./Dec. for 23-24	Budget+Prop. Inc./Dec.	Avail.+Prop. Inc./Dec.	24-25	25-26	26-27	27-28	Total Budgeted up to 2028
CON Construction	0	0	0	156,600	156,600	156,600	0	0	0	0	156,600
EDA Eng/Design/Admin	34,000	6,293	27,707	0	34,000	27,707	0	0	0	0	34,000
Expenditure Totals:	34,000	6,293	27,707	156,600	190,600	184,307	0	0	0	0	190,600

Fund Balance Required	Budget+Prop. Inc./Dec.	Available+Prop. Inc./Dec.
Capital Grants - Streets CIP Projects-3160	156,600	156,393



City of Modesto

Project #: 101362



PW - Signal heads with retro-reflective back plates, ATC cabinets and advance limit lines-FHWA-CalTrans-HSIPSL-5059(253)-2021-20.205 HWY Planning and Con



City of Modesto: 2024-28 Capital Improvement Program

PW - Signal heads with retro-reflective back plates, ATC cabinets and advance limit lines-FHWA-CalTrans-HSIPSL-5059(253)-2021-20.205 HWY Planning and Con

101362

Capital Un-sponsored

<i>Cost Center:</i> 59999	<i>Category:</i> Traffic Circulation	<i>Start Date:</i> 2021
<i>Hosting Fund:</i> Capital Grants - Streets CIP Projects-3160	<i>Type Class:</i> Traffic Control Devices	<i>End Date:</i>
<i>Element Listing:</i> Comm Dev	<i>Area:</i> Within City	<i>Status:</i> New
<i>Classification:</i> Improvements	<i>Manager:</i> Ashby, James	<i>Const. Code:</i> New or Future

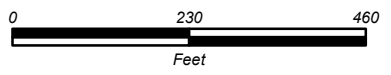
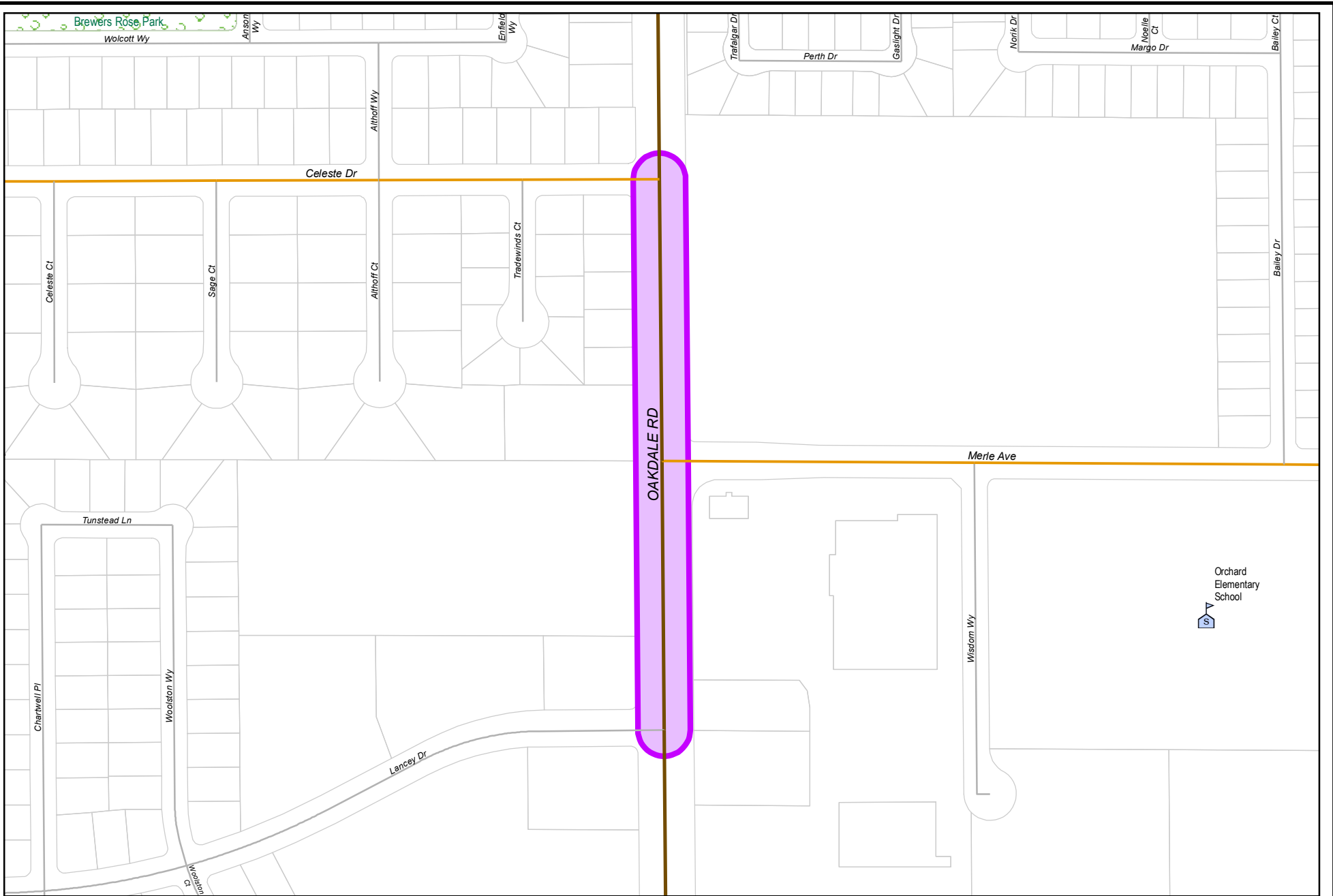
Proj Desc: Signal heads with retro-reflective back plates, ATC cabinets and advance limit lines

Proj Stat: In design, 50% complete

Revenues	Budget	Actuals+Commit	Available	Prop. Inc./Dec. for 23-24	Bud + Prop. Incr/Decr	Avail.+ Prop. Incr/Decr	24-25	25-26	26-27	27-28	Total Budgeted up to 2028
42110 Intergov - State - CA Department of Transportation	300,000	80,399	219,601	0	300,000	219,601	0	0	0	0	300,000
Revenue Totals:	300,000	80,399	219,601	0	300,000	219,601	0	0	0	0	300,000

Expenditures	Budget	Actual+Commit	Available	Prop. Inc./Dec. for 23-24	Budget+Prop. Inc./Dec.	Avail.+Prop. Inc./Dec.	24-25	25-26	26-27	27-28	Total Budgeted up to 2028
CON Construction	0	0	0	1,235,500	1,235,500	1,235,500	0	0	0	0	1,235,500
EDA Eng/Design/Admin	300,000	91,358	208,642	0	300,000	208,642	0	0	0	0	300,000
Expenditure Totals:	300,000	91,358	208,642	1,235,500	1,535,500	1,444,142	0	0	0	0	1,535,500

Fund Balance Required	Budget+Prop. Inc./Dec.	Available+Prop. Inc./Dec.
Capital Grants - Streets CIP Projects-3160	1,235,500	1,224,541



City of Modesto
 Project #: 101383
 Oakdale Road Improvements



City of Modesto: 2024-28 Capital Improvement Program

**CED-Oakdale Road Improvements-FHWA-CalTrans-HSIPSL 5059 (255)-2021-20.205 HWY
Planning and Con**

101383

Capital Un-sponsored

<i>Cost Center:</i> 14999	<i>Category:</i> Traffic Circulation	<i>Start Date:</i> 2022
<i>Hosting Fund:</i> Capital Grants - Streets CIP Projects-3160	<i>Type Class:</i> Intersection Upgrade	<i>End Date:</i> 2025
<i>Element Listing:</i> Comm Dev	<i>Area:</i> Within City	<i>Status:</i> New
<i>Classification:</i> Improvements	<i>Manager:</i> Sandhu, Sandeep K	<i>Const. Code:</i> New or Future

Proj Desc: The scope of the project will consider the installation of the following: pedestrian hybrid beacon, leading pedestrian intervals at signals, blank-out no right turn signals/signage, directional median, high visibility crosswalks, median refuge islands, and some Americans with Disabilities Act (ADA) improvements.

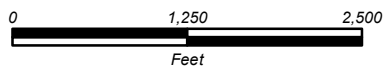
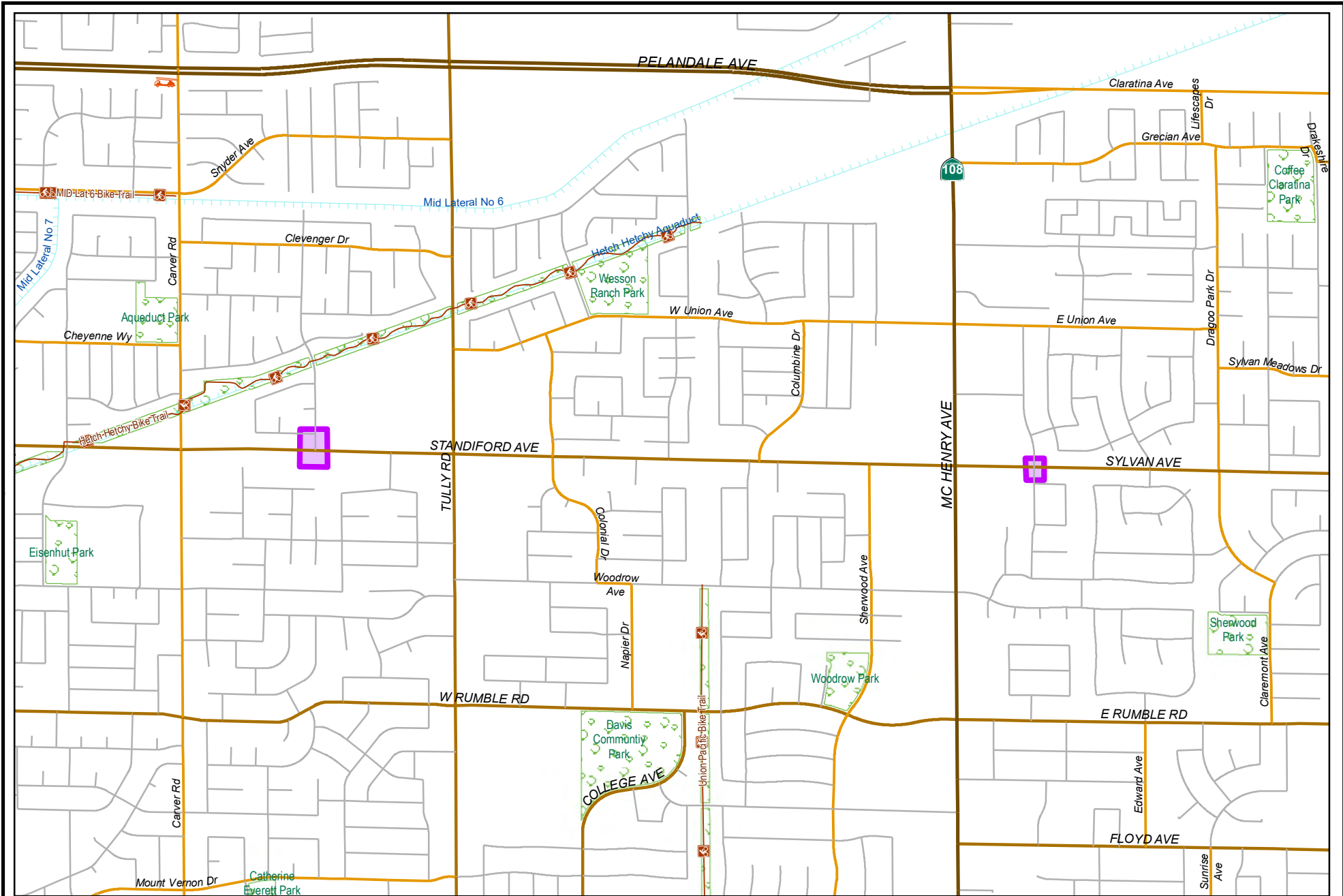
Project location is Oakdale Road from Lancey Drive to Celeste Drive.

Proj Stat: Project is in design.

Revenues	Budget	Actuals+Commit	Available	Prop. Inc./Dec. for 23-24	Bud + Prop. Incr/Decr	Avail.+ Prop. Incr/Decr	24-25	25-26	26-27	27-28	Total Budgeted up to 2028
42110 Intergov - State - CA Department of Transportation	147,510	2,123	145,387	0	147,510	145,387	0	0	0	0	147,510
61410 Transfer In from Fund 1410	66,390	109	66,281	50,000	116,390	116,281	0	0	0	0	116,390
61510 Transfer In from Fund 1510	119,137	0	119,137	0	119,137	119,137	0	0	0	0	119,137
Revenue Totals:	333,037	2,232	330,805	50,000	383,037	380,805	0	0	0	0	383,037

Expenditures	Budget	Actual+Commit	Available	Prop. Inc./Dec. for 23-24	Budget+Prop. Inc./Dec.	Avail.+Prop. Inc./Dec.	24-25	25-26	26-27	27-28	Total Budgeted up to 2028
EDA Eng/Design/Admin	333,037	4,898	328,139	50,000	383,037	378,139	0	0	0	0	383,037
Expenditure Totals:	333,037	4,898	328,139	50,000	383,037	378,139	0	0	0	0	383,037

Fund Balance Required	Budget+Prop. Inc./Dec.	Available+Prop. Inc./Dec.
Capital Grants - Streets CIP Projects-3160	0	-2,667



City of Modesto

Project #: 101384
Sylvan/Standiford PHB's



City of Modesto: 2024-28 Capital Improvement Program

**CED-Sylvan/Standiford PHB's-FHWA-CalTrans-HSIPSL 5059 (254)-2021-20.205 HWY
Planning and Con**

101384

Capital Un-sponsored

<i>Cost Center:</i> 14999	<i>Category:</i> Traffic Circulation	<i>Start Date:</i> 2022
<i>Hosting Fund:</i> Capital Grants - Streets CIP Projects-3160	<i>Type Class:</i> Traffic Signals	<i>End Date:</i> 2024
<i>Element Listing:</i> Comm Dev	<i>Area:</i> Within City	<i>Status:</i> New
<i>Classification:</i> Improvements	<i>Manager:</i> Sandhu, Sandeep K	<i>Const. Code:</i> New or Future

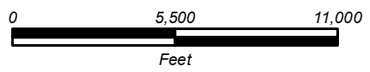
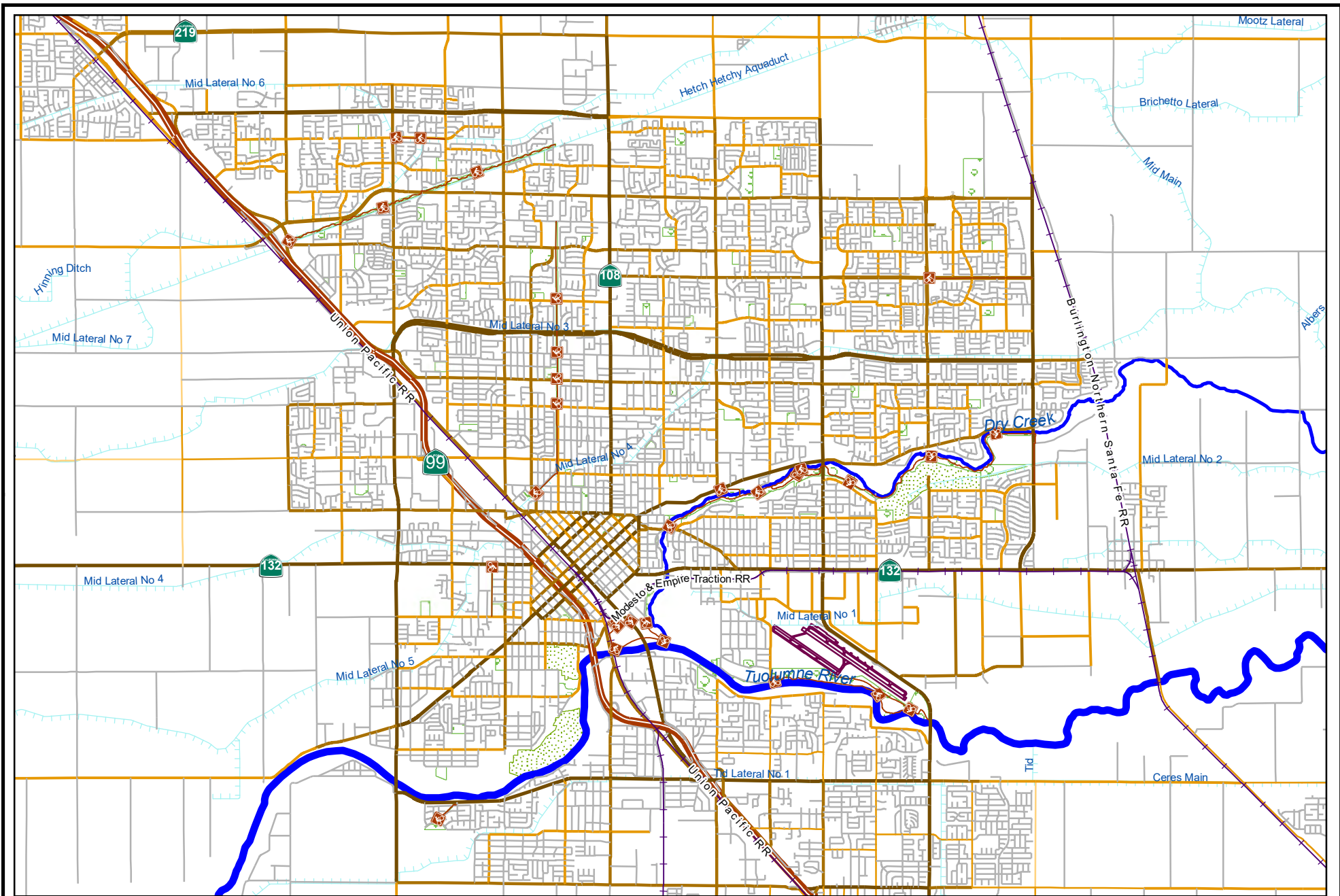
Proj Desc: The scope of the project will install pedestrian hybrid beacons, pedestrian refuge islands with directional median openings, and high visibility crosswalks at the intersections of Standiford Avenue/Longbridge Drive and Sylvan/Bridgeford Lane.

Proj Stat: Project is in design phase.

Revenues	Budget	Actuals+Commit	Available	Prop. Inc./Dec. for 23-24	Bud + Prop. Incr/Decr	Avail.+ Prop. Incr/Decr	24-25	25-26	26-27	27-28	Total Budgeted up to 2028
42110 Intergov - State - CA Department of Transportation	100,350	4,222	96,128	0	100,350	96,128	0	0	0	0	100,350
61410 Transfer In from Fund 1410	61,150	93	61,057	50,000	111,150	111,057	0	0	0	0	111,150
61510 Transfer In from Fund 1510	119,138	0	119,138	0	119,138	119,138	0	0	0	0	119,138
Revenue Totals:	280,638	4,315	276,323	50,000	330,638	326,323	0	0	0	0	330,638

Expenditures	Budget	Actual+Commit	Available	Prop. Inc./Dec. for 23-24	Budget+Prop. Inc./Dec.	Avail.+Prop. Inc./Dec.	24-25	25-26	26-27	27-28	Total Budgeted up to 2028
EDA Eng/Design/Admin	280,638	37,424	243,214	50,000	330,638	293,214	0	0	0	0	330,638
Expenditure Totals:	280,638	37,424	243,214	50,000	330,638	293,214	0	0	0	0	330,638

Fund Balance Required	Budget+Prop. Inc./Dec.	Available+Prop. Inc./Dec.
Capital Grants - Streets CIP Projects-3160	0	-33,109



City of Modesto

Project #: 101391
Neighborhood ADA Imp Program II



City of Modesto: 2024-28 Capital Improvement Program

CED - Neighborhood ADA Improvement Program II

101391

Capital Un-sponsored

<i>Cost Center:</i> 14999	<i>Category:</i> Traffic Circulation	<i>Start Date:</i> 2022
<i>Hosting Fund:</i> Measure L - Capital Projects-3300	<i>Type Class:</i> Other Street Projects	<i>End Date:</i>
<i>Element Listing:</i> Comm Dev	<i>Area:</i> Within City	<i>Status:</i> New
<i>Classification:</i> Improvements	<i>Manager:</i> Soares, Phillip A	<i>Const. Code:</i> New or Future

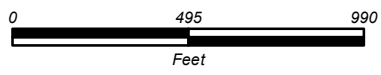
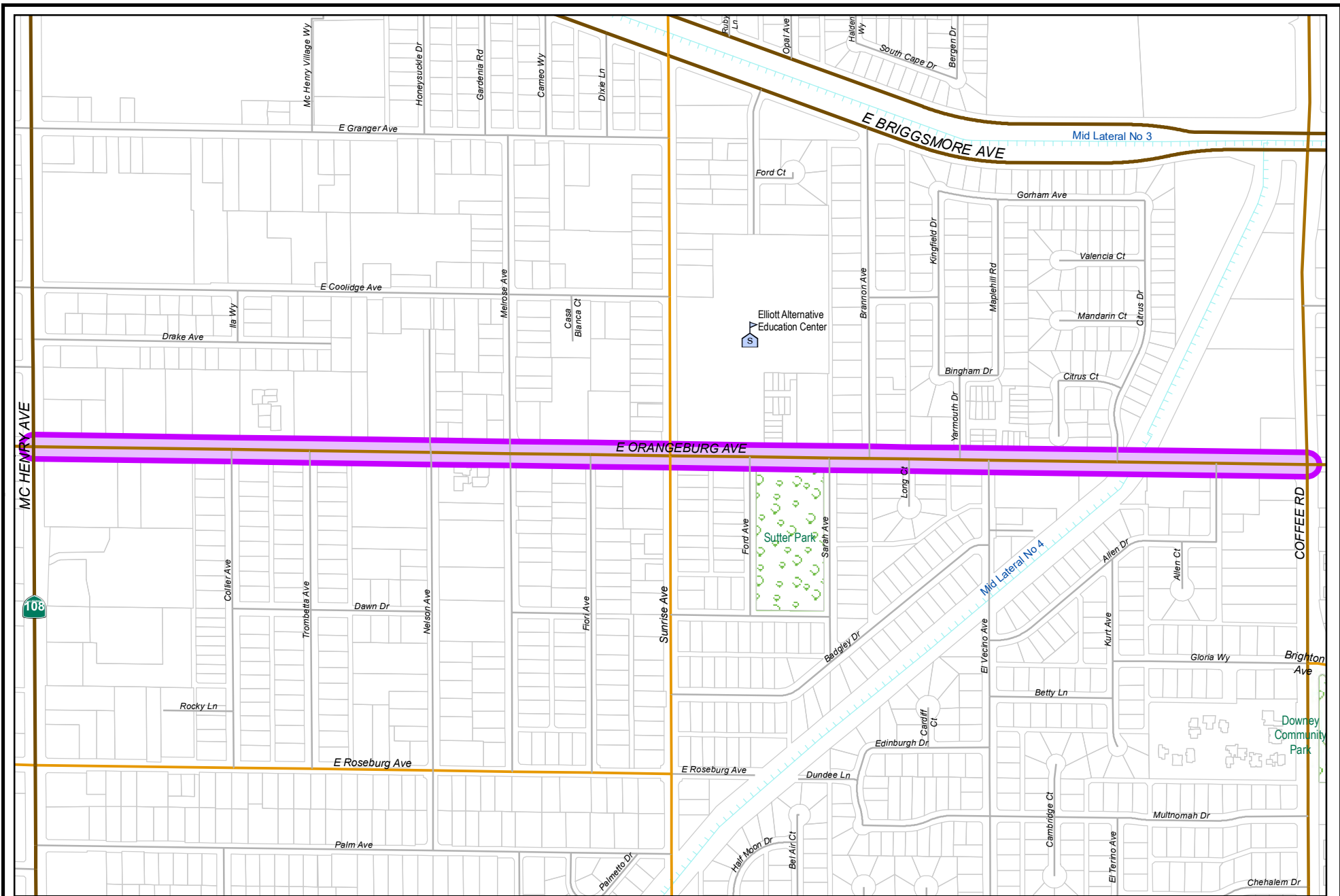
Proj Desc: This program will provide ADA improvements to residential neighborhoods. The City maintains an ADA action list that captures citizen concerns regarding accessibility of specific locations throughout the City. Public participation will be facilitated through City's website and social media. Concerns will be prioritized, and projects developed by City Staff to improve accessibility and safety in residential neighborhoods. Anticipated improvements include compliant ramps, pedestrian refuges, signage and striping, ADA improvements, signal upgrades (detection cameras, ADA push buttons, beacons) where needed.

Proj Stat: Project is new and will begin design in FY 23/24.

Revenues	Budget	Actuals+Commit	Available	Prop. Inc./Dec. for 23-24	Bud + Prop. Incr/Decr	Avail.+ Prop. Incr/Decr	24-25	25-26	26-27	27-28	Total Budgeted up to 2028
61410 Transfer In from Fund 1410	75,000	0	75,000	500,000	575,000	575,000	0	0	0	0	575,000
Revenue Totals:	75,000	0	75,000	500,000	575,000	575,000	0	0	0	0	575,000

Expenditures	Budget	Actual+Commit	Available	Prop. Inc./Dec. for 23-24	Budget+Prop. Inc./Dec.	Avail.+Prop. Inc./Dec.	24-25	25-26	26-27	27-28	Total Budgeted up to 2028
EDA Eng/Design/Admin	75,000	0	75,000	500,000	575,000	575,000	0	0	0	0	575,000
Expenditure Totals:	75,000	0	75,000	500,000	575,000	575,000	0	0	0	0	575,000

Fund Balance Required	Budget+Prop. Inc./Dec.	Available+Prop. Inc./Dec.
Measure L - Capital Projects-3300	0	0



City of Modesto

Project #: 101392

E. Orangeburg Ave Pavement Rehab Ph 2



City of Modesto: 2024-28 Capital Improvement Program

CED - Orangeburg Avenue Pavement Rehabilitation Phase 2 (McHenry Avenue to Coffee Road)

101392

Capital Un-sponsored

<i>Cost Center:</i> 14999	<i>Category:</i> Traffic Circulation	<i>Start Date:</i> 2022
<i>Hosting Fund:</i> Measure L - Capital Projects-3300	<i>Type Class:</i> Major Street Improvements	<i>End Date:</i>
<i>Element Listing:</i> Comm Dev	<i>Area:</i> Within City	<i>Status:</i> New
<i>Classification:</i> Improvements	<i>Manager:</i> Soares, Phillip A	<i>Const. Code:</i> New or Future

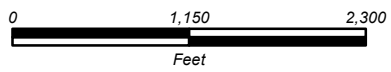
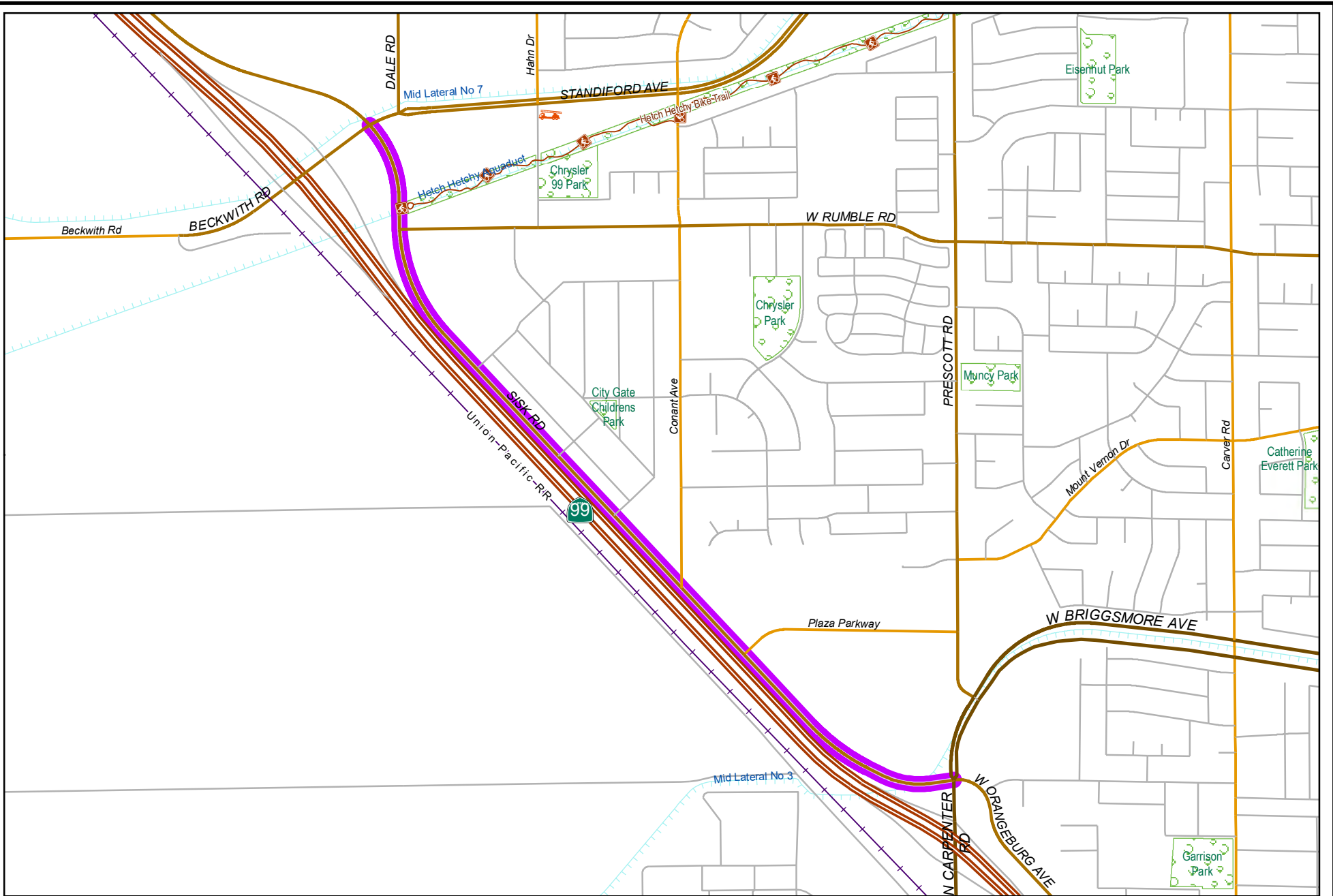
Proj Desc: Pavement rehabilitation on Orangeburg Avenue from McHenry Avenue to Coffee Road. The length of the project is 1.0 centerline miles. Anticipated project improvements include roadway resurfacing and/or reconstruction, new signage and striping, ADA upgrades at intersections, signal upgrades (detection cameras) where appropriate, and storm drainage system improvements.

Proj Stat: Project is new and will begin design in FY 23/24.

Revenues	Budget	Actuals+Commit	Available	Prop. Inc./Dec. for 23-24	Bud + Prop. Incr/Decr	Avail.+ Prop. Incr/Decr	24-25	25-26	26-27	27-28	Total Budgeted up to 2028
61410 Transfer In from Fund 1410	1,736,500	1,114	1,735,386	0	1,736,500	1,735,386	0	0	0	0	1,736,500
Revenue Totals:	1,736,500	1,114	1,735,386	0	1,736,500	1,735,386	0	0	0	0	1,736,500

Expenditures	Budget	Actual+Commit	Available	Prop. Inc./Dec. for 23-24	Budget+Prop. Inc./Dec.	Avail.+Prop. Inc./Dec.	24-25	25-26	26-27	27-28	Total Budgeted up to 2028
CA Construction Admin	235,000	0	235,000	0	235,000	235,000	0	0	0	0	235,000
CON Construction	1,150,000	0	1,150,000	0	1,150,000	1,150,000	0	0	0	0	1,150,000
CTGY-CIP Contingency - CIP	115,000	0	115,000	0	115,000	115,000	0	0	0	0	115,000
EDA Eng/Design/Admin	236,500	1,114	235,386	0	236,500	235,386	0	0	0	0	236,500
Expenditure Totals:	1,736,500	1,114	1,735,386	0	1,736,500	1,735,386	0	0	0	0	1,736,500

Fund Balance Required	Budget+Prop. Inc./Dec.	Available+Prop. Inc./Dec.
Measure L - Capital Projects-3300	0	0



City of Modesto

Project #: 101397

PW - Fiber Drop Sisk Road



City of Modesto: 2024-28 Capital Improvement Program

PW - Sisk Rd Signal Coordination

101397
Capital Un-sponsored

<i>Cost Center:</i> 59999	<i>Category:</i> Traffic Circulation	<i>Start Date:</i> 2022
<i>Hosting Fund:</i> Capital Grants - Streets CIP Projects-3160	<i>Type Class:</i> Traffic Signal Coordination	<i>End Date:</i> 2025
<i>Element Listing:</i> Comm Dev	<i>Area:</i> Within City	<i>Status:</i> New
<i>Classification:</i> Improvements	<i>Manager:</i> Ashby, James	<i>Const. Code:</i> New or Future

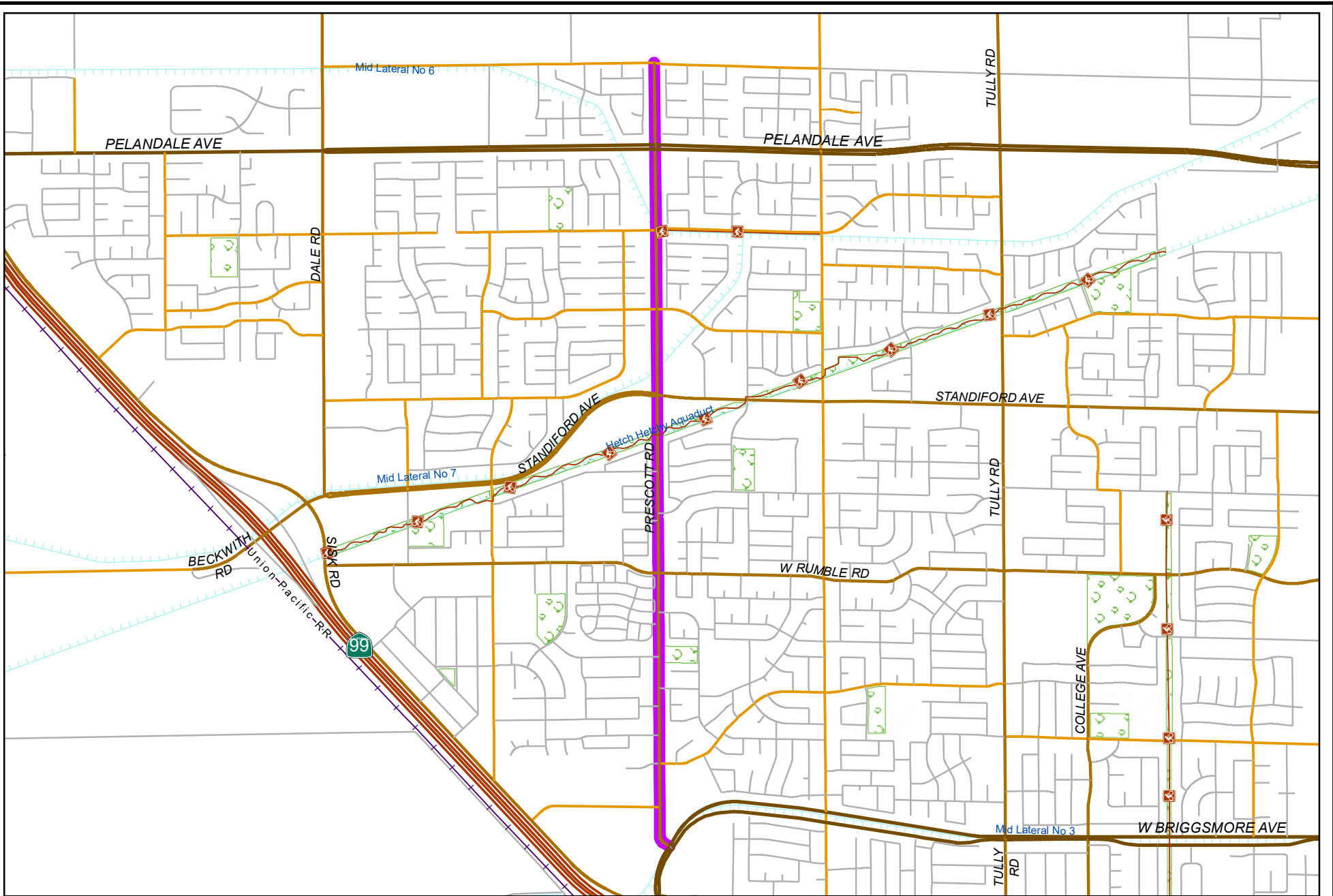
Proj Desc: Installation of fiber optic cable and network switches along Sisk Road to connect traffic signals from Briggsmore to Pelandale.

Proj Stat: In design, 10% complete.

Revenues	Budget	Actuals+Commit	Available	Prop. Inc./Dec. for 23-24	Bud + Prop. Incr/Decr	Avail.+ Prop. Incr/Decr	24-25	25-26	26-27	27-28	Total Budgeted up to 2028
61410 Transfer In from Fund 1410	30,000	511	29,489	0	30,000	29,489	0	0	0	0	30,000
Revenue Totals:	30,000	511	29,489	0	30,000	29,489	0	0	0	0	30,000

Expenditures	Budget	Actual+Commit	Available	Prop. Inc./Dec. for 23-24	Budget+Prop. Inc./Dec.	Avail.+Prop. Inc./Dec.	24-25	25-26	26-27	27-28	Total Budgeted up to 2028
CON Construction	0	0	0	1,044,321	1,044,321	1,044,321	0	0	0	0	1,044,321
EDA Eng/Design/Admin	30,000	511	29,489	0	30,000	29,489	0	0	0	0	30,000
Expenditure Totals:	30,000	511	29,489	1,044,321	1,074,321	1,073,810	0	0	0	0	1,074,321

Fund Balance Required	Budget+Prop. Inc./Dec.	Available+Prop. Inc./Dec.
Capital Grants - Streets CIP Projects-3160	1,044,321	1,044,321



City of Modesto

Project #: 101485

CED - Prescott Pavement Rehabilitation Project



City of Modesto: 2024-28 Capital Improvement Program

CED - Prescott Pavement Rehabilitation Project-FHWA-CalTrans-STPL-5059(259)-2023-20.205 HWY Planning and Con

101485

Capital Un-sponsored

<i>Cost Center:</i> 14999	<i>Category:</i> Traffic Circulation	<i>Start Date:</i> 2023
<i>Hosting Fund:</i> Capital Grants - Streets CIP Projects-3160	<i>Type Class:</i> Other Street Projects	<i>End Date:</i> 2027
<i>Element Listing:</i> Comm Dev	<i>Area:</i> Within City	<i>Status:</i> New
<i>Classification:</i> Improvements	<i>Manager:</i> Soares, Phillip A	<i>Const. Code:</i> New or Future

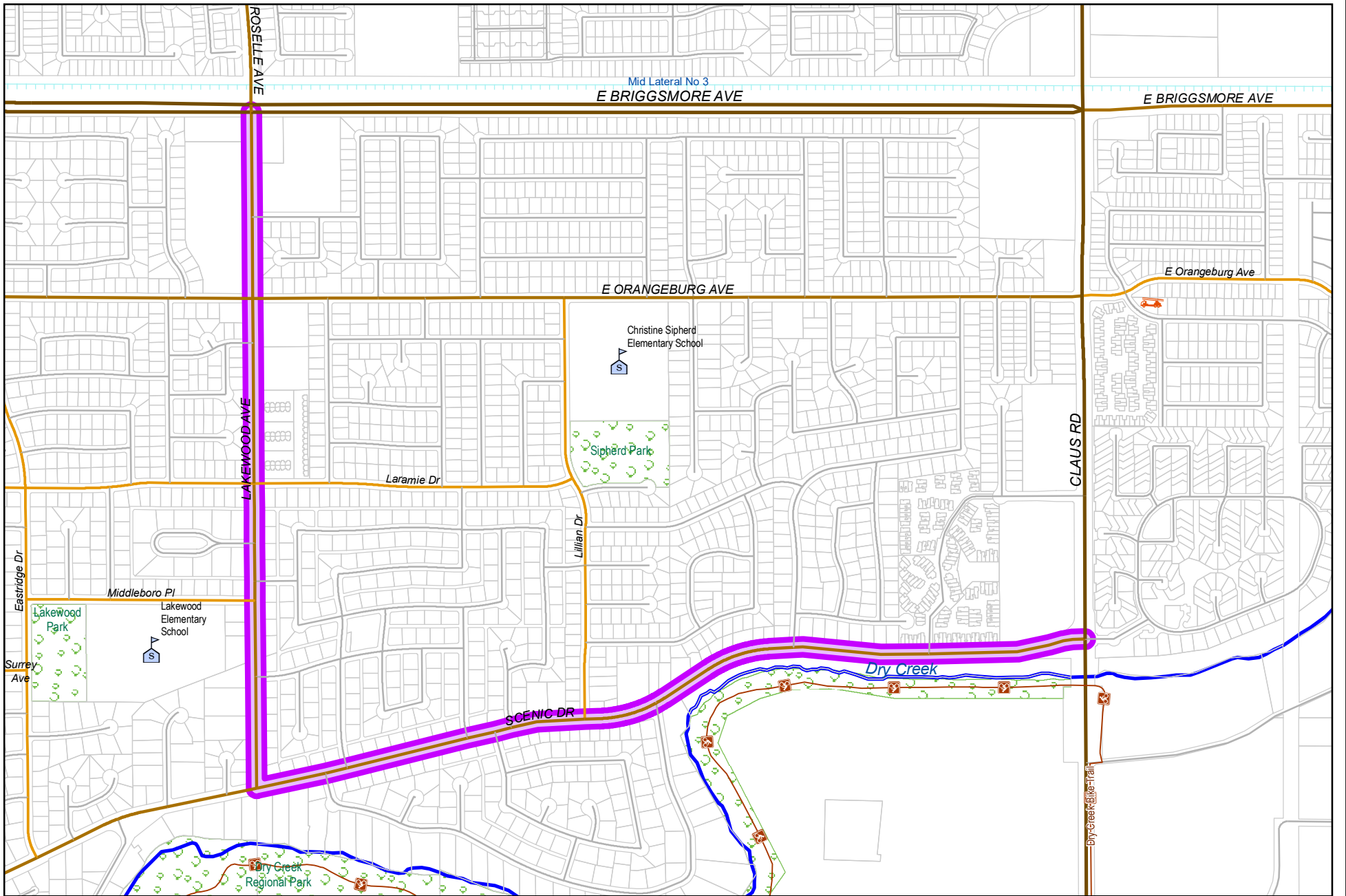
Proj Desc: Pavement rehabilitation, new striping, traffic safety improvements, ADA curb ramp upgrades and bike facilities will be constructed on Prescott Road between Briggsmore Avenue and Bangs Avenue.

Proj Stat: Project is new for FY 23/24.

Revenues	Budget	Actuals+Commit	Available	Prop. Inc./Dec. for 23-24	Bud + Prop. Incr/Decr	Avail.+ Prop. Incr/Decr	24-25	25-26	26-27	27-28	Total Budgeted up to 2028
42110 Intergov - State - CA Department of Transportation	0	0	0	390,002	390,002	390,002	0	0	0	0	390,002
Revenue Totals:	0	0	0	390,002	390,002	390,002	0	0	0	0	390,002

Expenditures	Budget	Actual+Commit	Available	Prop. Inc./Dec. for 23-24	Budget+Prop. Inc./Dec.	Avail.+Prop. Inc./Dec.	24-25	25-26	26-27	27-28	Total Budgeted up to 2028
EDA Eng/Design/Admin	0	0	0	390,002	390,002	390,002	0	0	0	0	390,002
Expenditure Totals:		0	0	390,002	390,002	390,002	0	0	0	0	390,002

Fund Balance Required	Budget+Prop. Inc./Dec.	Available+Prop. Inc./Dec.
Capital Grants - Streets CIP Projects-3160	0	0



City of Modesto

Project #: 101486

CED - Lakewood Avenue and Scenic Drive Improvement Project



City of Modesto: 2024-28 Capital Improvement Program

CED - Lakewood Avenue and Scenic Drive Improvement Project

101486

Capital Un-sponsored

<i>Cost Center:</i> 14999	<i>Category:</i> Traffic Circulation	<i>Start Date:</i> 2023
<i>Hosting Fund:</i> Measure L - Capital Projects-3300	<i>Type Class:</i> Other Street Projects	<i>End Date:</i> 2026
<i>Element Listing:</i> Comm Dev	<i>Area:</i> Within City	<i>Status:</i> New
<i>Classification:</i> Improvements	<i>Manager:</i> Sacuskie, Michael Wayne	<i>Const. Code:</i> New

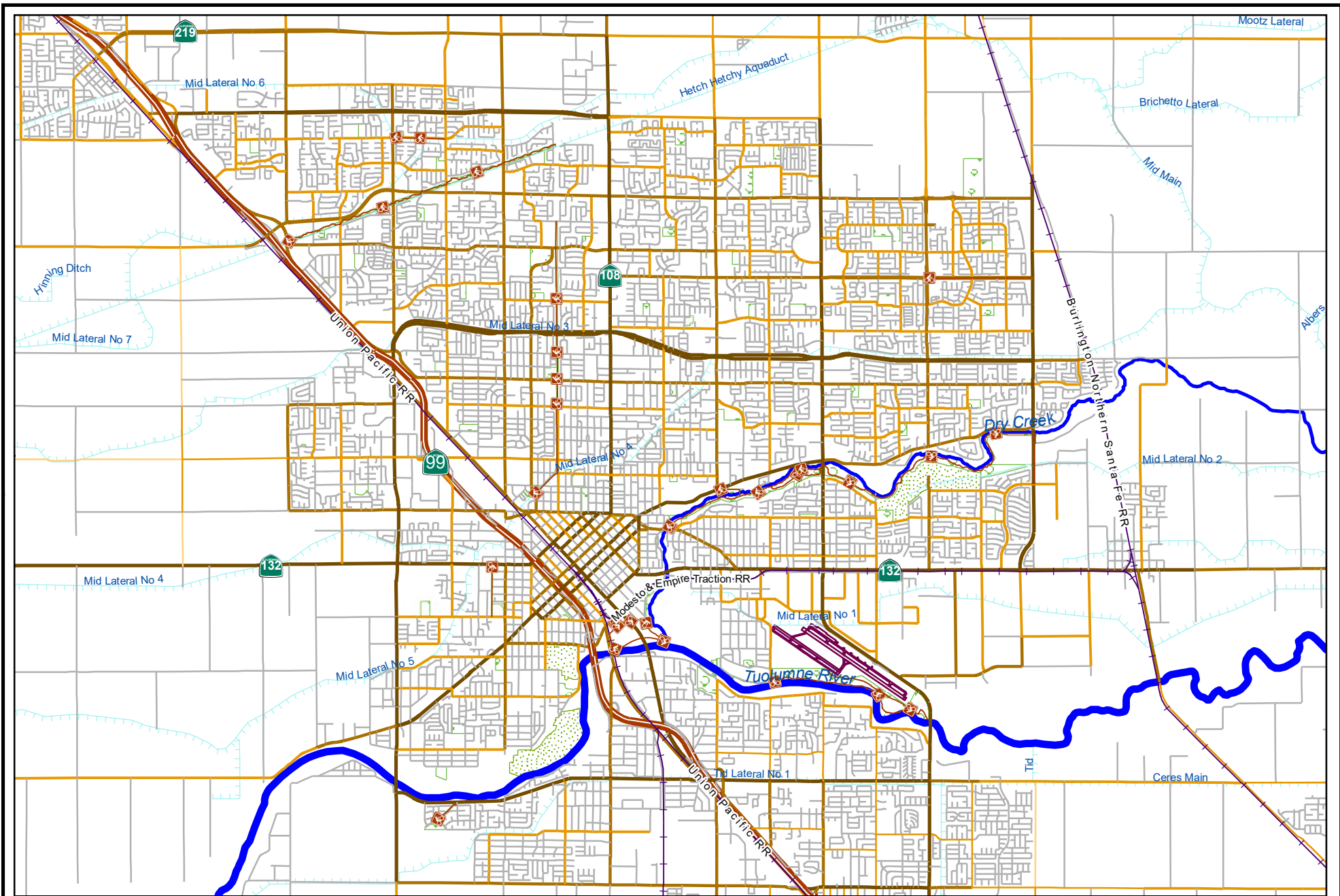
Proj Desc: Pavement rehabilitation, new striping, traffic calming improvements, ADA curb ramp upgrades and bike facilities will be constructed on Lakewood Avenue and Scenic Drive between Briggsmore Avenue and Oakdale Road.

Proj Stat: Project is new for FY 23-24.

Revenues	Budget	Actuals+Commit	Available	Prop. Inc./Dec. for 23-24	Bud + Prop. Incr/Decr	Avail.+ Prop. Incr/Decr	24-25	25-26	26-27	27-28	Total Budgeted up to 2028
61410 Transfer In from Fund 1410	0	0	0	2,990,000	2,990,000	2,990,000	0	0	0	0	2,990,000
Revenue Totals:	0	0	0	2,990,000	2,990,000	2,990,000	0	0	0	0	2,990,000

Expenditures	Budget	Actual+Commit	Available	Prop. Inc./Dec. for 23-24	Budget+Prop. Inc./Dec.	Avail.+Prop. Inc./Dec.	24-25	25-26	26-27	27-28	Total Budgeted up to 2028
CA Construction Admin	0	0	0	300,000	300,000	300,000	0	0	0	0	300,000
CON Construction	0	0	0	1,990,000	1,990,000	1,990,000	0	0	0	0	1,990,000
CTGY Contingency	0	0	0	300,000	300,000	300,000	0	0	0	0	300,000
EDA Eng/Design/Admin	0	0	0	400,000	400,000	400,000	0	0	0	0	400,000
Expenditure Totals:		0	0	2,990,000	2,990,000	2,990,000	0	0	0	0	2,990,000

Fund Balance Required	Budget+Prop. Inc./Dec.	Available+Prop. Inc./Dec.
Measure L - Capital Projects-3300	0	0



City of Modesto

Project #: 101496

Traffic Signals 2023 - 3 Locations



City of Modesto: 2023-28 Capital Improvement Program

PW - Upgrade Traffic Signals 2023 - 3 Locations: Briggsmore/Craver Dale/Panera, and Tuolumne/RoselawnFHWA-CalTrans-CML-5059(260)-2023-20.205 HWY Planning and Con

101496

Capital Un-sponsored

<i>Cost Center:</i> 59999	<i>Category:</i> Traffic Circulation	<i>Start Date:</i> 2023
<i>Hosting Fund:</i> Capital Grants - Streets CIP Projects-3160	<i>Type Class:</i> Traffic Signals	<i>End Date:</i> 2025
<i>Element Listing:</i> Comm Dev	<i>Area:</i> Within City	<i>Status:</i> New
<i>Classification:</i> Improvements	<i>Manager:</i> Ashby, James P	<i>Const. Code:</i> New or Future

Proj Desc: This project will Upgrade the Traffic Signal Equipment, communications and standards to ADA standards at the following intersections: Briggsmore Ave and Carver Rd, Tuolumne Blvd and Roselawn Ave, Dale Rd and Panera.

Proj Stat: Project is new

Revenues	Budget	Actuals+Commit	Available	Prop. Inc./Dec. for 23-24	Bud + Prop. Incr/Decr	Avail.+ Prop. Incr/Decr	24-25	25-26	26-27	27-28	Total Budgeted up to 2028
42110 Intergov - State - CA Department of Transportation	0	0	0	34,935	34,935	34,935	0	0	0	0	34,935
61410 Transfer In from Fund 1410	0	0	0	675,000	675,000	675,000	0	0	0	0	675,000
Revenue Totals:	0	0	0	709,935	709,935	709,935	0	0	0	0	709,935

Expenditures	Budget	Actual+Commit	Available	Prop. Inc./Dec. for 23-24	Budget+Prop. Inc./Dec.	Avail.+Prop. Inc./Dec.	24-25	25-26	26-27	27-28	Total Budgeted up to 2028
CA Construction Admin	0	0	0	100,000	100,000	100,000	0	0	0	0	100,000
CON Construction	0	0	0	375,000	375,000	375,000	0	0	0	0	375,000
CTGY Contingency - CIP	0	0	0	100,000	100,000	100,000	0	0	0	0	100,000
EDA Eng/Design/Admin	0	0	0	134,035	134,035	134,035	0	0	0	0	134,035
Expenditure Totals:		0	0	709,035	709,035	709,035	0	0	0	0	709,035

Fund Balance Required	Budget+Prop. Inc./Dec.	Available+Prop. Inc./Dec.
Capital Grants - Streets CIP Projects-3160	-900	-900

WASTEWATER COLLECTION AND TREATMENT SYSTEM

SYSTEM OVERVIEW

The City of Modesto's wastewater system consists of a collection system with approximately 70 miles of trunk lines, 670 miles of sanitary lines, and 40 wastewater lift stations. An additional 12 miles of trunk lines collect wastewater from the cannery food processors for direct disposal to land.

The treatment of wastewater consists of two facilities: The Sutter Primary Treatment Facility (Sutter Facility) located at Sutter Avenue and Robertson Road, and the Jennings Treatment Facility (Jennings Facility) located on Jennings Road, approximately 6.5 miles southwest of the City. These wastewater facilities treat more than 9 billion gallons of wastewater annually.

The City of Modesto collects and treats an average of 20 million gallons of domestic wastewater per day. Collected domestic wastewater flows into the Sutter Facility where most of the solids are removed through primary treatment. The primary-treated wastewater is then pumped to the Jennings Facility where the domestic flows undergo additional treatment. Currently, a majority of primary-treated wastewater undergoes secondary biological treatment and tertiary treatment (filtration) at the Jennings Facility. In response to the National Pollutant Discharge Elimination System permit, the City began upgrading its wastewater treatment facilities in 2008 to provide biological nutrient removal (BNR) and tertiary treatment, which includes activated sludge processes, Membrane Bio-Reactors and Ultraviolet disinfection, and produces highly treated water that is suitable for year-round discharge to the San Joaquin River. These tertiary treatment facilities were funded through the both City's wastewater fund and a State Water Resources Control Board (SWRCB) Clean Water State Revolving Fund low-interest loan. Loan repayments will be paid through the City's wastewater rates. Currently, 14.9 million gallons per day is treated through our tertiary treatment facilities.



Because tertiary water is also suitable for recycling, the City constructed a recycled water pump station, pipelines and appurtenances for the North Valley Regional Recycled Water Program (NVRWP), which delivers Modesto's recycled water to the Del Puerto Water District, who pays for the recycled water, pump station operational costs and reimburses the City for construction costs. This project was completed in December of 2017.

The remaining domestic flow continues on to the secondary treatment system, which consists of three fixed-film reactor towers, 334 acres of oxidation ponds, and 126 acres of recirculation channels. The City's secondary treated wastewater is stored in 596 acres of ponds so it can be used to irrigate fodder crops on 2,450 acres of City-owned land. The undisinfected secondary-treated water is also blended with Cannery Segregation water for land application during the canning season.

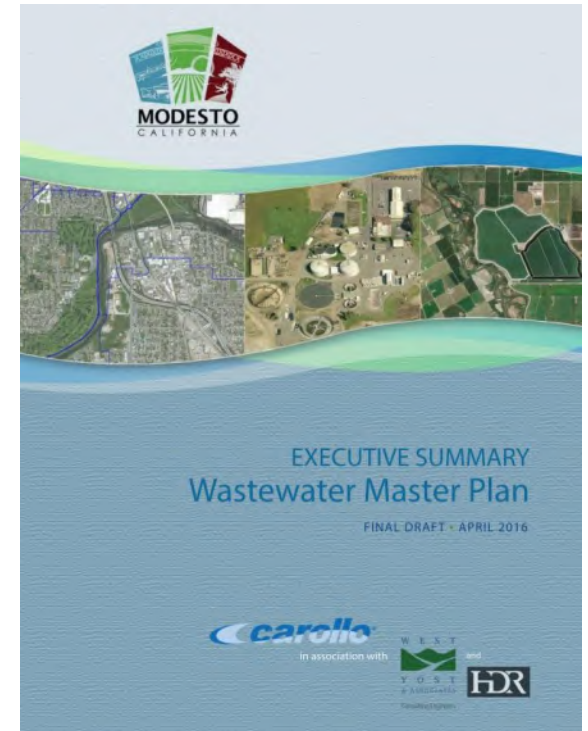
The City's required pre-treatment program has permitted 64 commercial and industrial facilities. Periodic monitoring is performed to ensure compliance with local and federal limits and to confirm that high quality effluent is available for irrigation, discharge to the San Joaquin River, and to minimize impacts to the treatment facilities.

HIGHLIGHTS

The FY 2023-24 Capital Improvement Program emphasizes the City's commitment to meet both the current and long-range wastewater needs of the community.


The Wastewater Master Plan (WWMP) and the associated Environmental Impact Report have been completed and the Engineer's Report to the WWMP was adopted by the City Council on December 8, 2022. These documents will be used for both short and long-range planning and will provide an updated evaluation of the wastewater collection and treatment systems to assess current conditions and future capabilities, as they are key supporting documents in the development and updating of the City's General Plan, Specific Plans, various Environmental Impact Reports, and help guide new development decisions.

Sewer rates and capacity charges were adopted in April 2022, and were implemented on July 1, 2022. The rate schedule included a five-year plan that ends with FY 26-27.



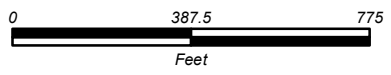
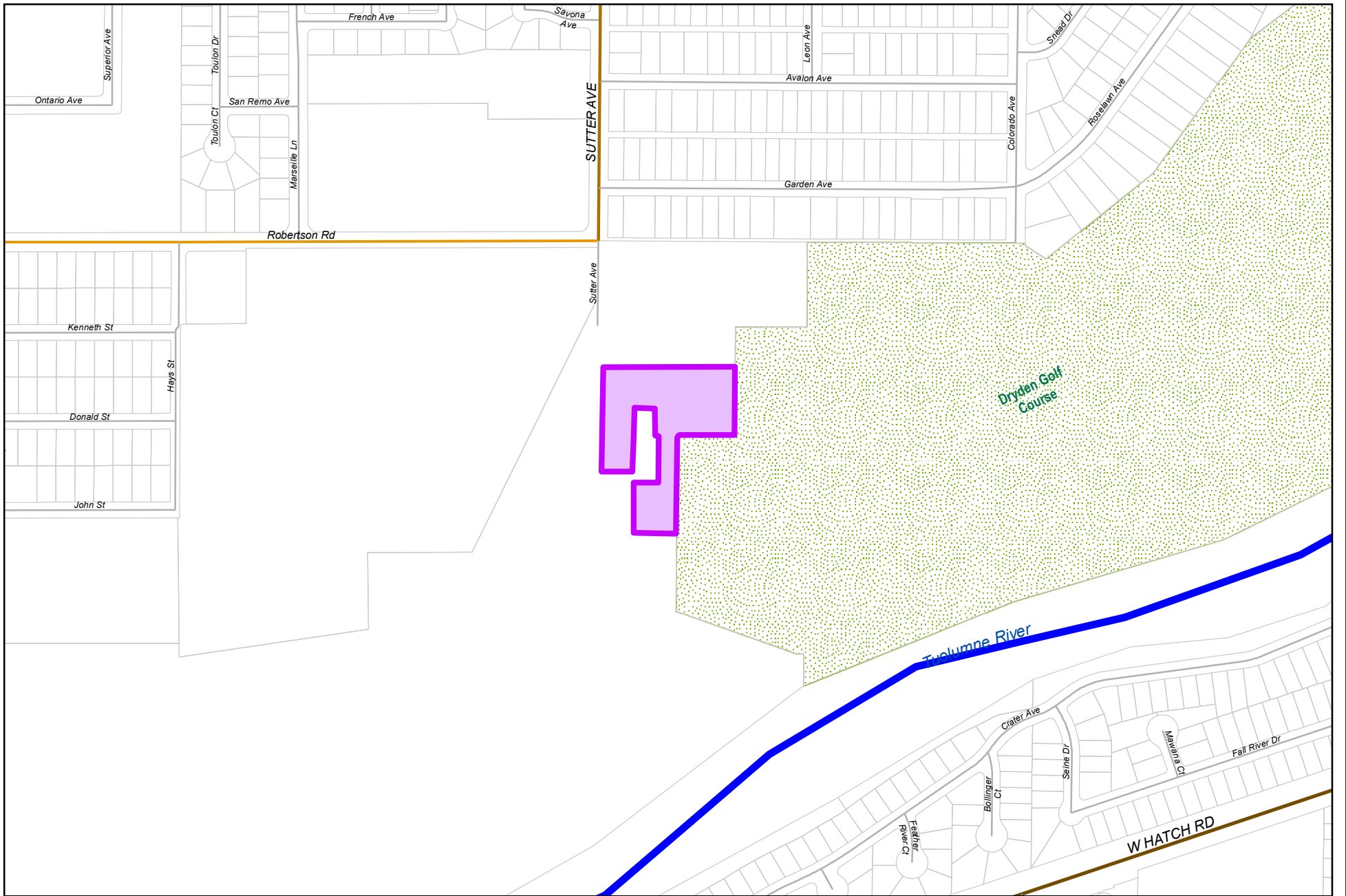
MAJOR ACCOMPLISHMENTS

- Completion of major wastewater collection projects, including:
 - Headworks and Dryden Box at Sutter WWTP
 - Codoni Sewer Force Main Replacement
 - Wastewater Building Upgrades at Jennings WWTP
 - Sonoma Sanitary Sewer Trunk (first phase)
 - 2018-2019 Sewer Replacement Project
- Construction of major wastewater collection projects, including:
 - Sutter Trunk Phase 1
 - River Trunk Gravity System Project
 - River Trunk Shackleford Pump Station
 - Sutter Plant Structural Upgrades
 - MID High Voltage at Sutter WWTP
 - ATS Replacement at Sutter WWTP
- Various wastewater projects are scheduled to begin construction within FY 23-24:
 - 2020-2021 Sewer Replacement
 - Woodland Lift Station Improvements
 - La Loma Sewer Replacement
 - Jennings Plant Corrosion Control
 - Sutter Parking Lot and Security Upgrade
- The following major projects are in the design phase:
 - East Morris neighborhood Sewer Improvements
 - Storm Drain Cross Connection Removal – JM Pike Park a \$10M State Proposition 1 grant for Area 2 Storm
 - Codoni Sewer Lift Station Improvements



POLICY ISSUES

On April 12, 2022, the City adopted a five-year sewer rate plan and capacity charges. The rates are based on actual costs of service for both wastewater collection and treatment, and incorporate the new capital improvement program. City staff is actively monitoring the sewer fund to ensure that the City meets the revenue requirements for capital projects and adopted financial policies.



City of Modesto

Project #: 100372

UPP - Sutter Plant Parking Lot & Security Upgrade



City of Modesto: 2024-28 Capital Improvement Program

UPP - Sutter Plant Parking Lot & Security Upgrade

100372

Capital Un-sponsored

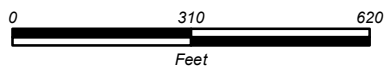
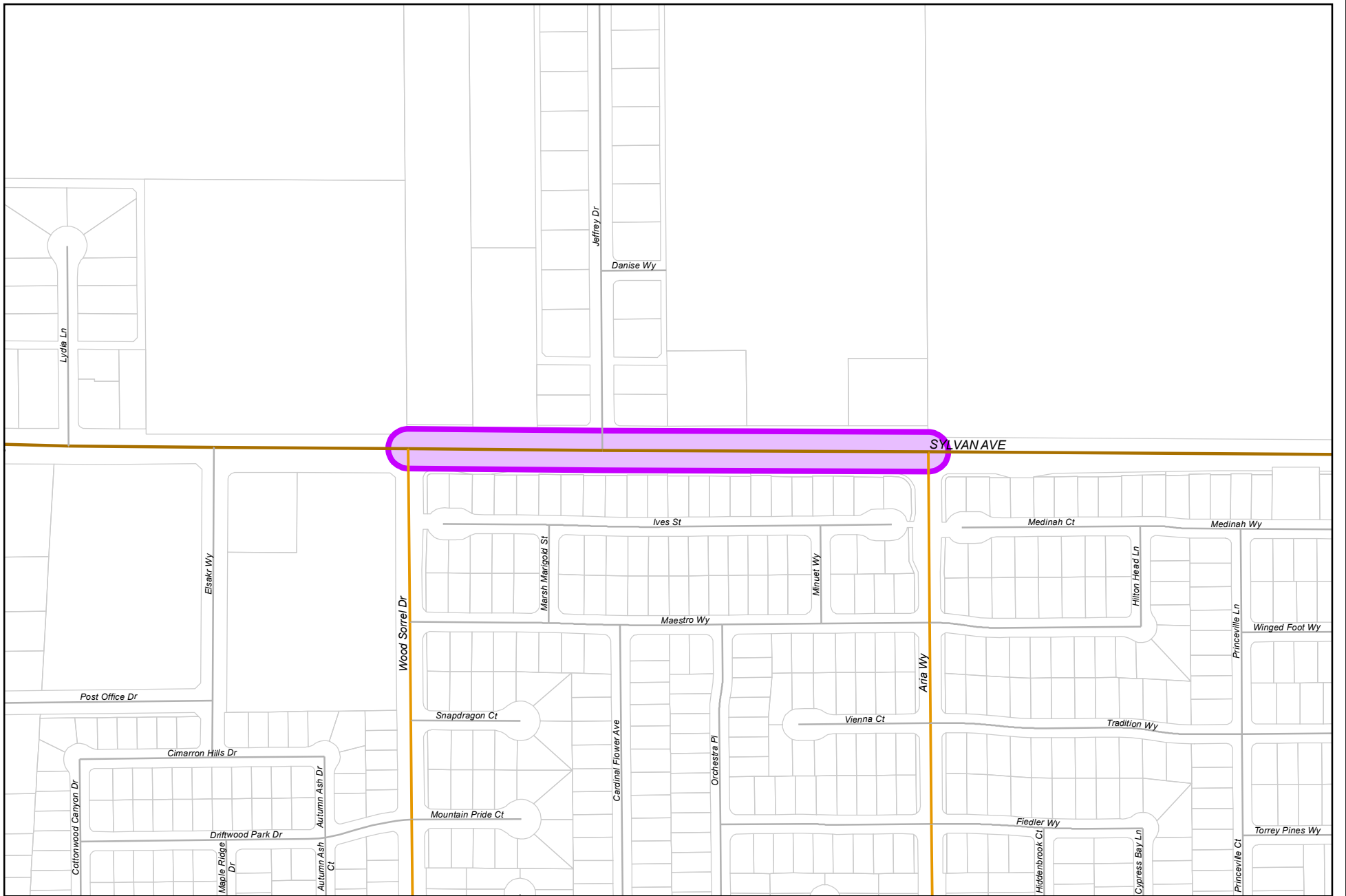
<i>Cost Center:</i> 59999	<i>Category:</i> Wastewater	<i>Start Date:</i> 2019
<i>Hosting Fund:</i> Sewer Operations Fund-4210	<i>Type Class:</i> Expansion	<i>End Date:</i> 2024
<i>Element Listing:</i> Comm Svcs & Fac	<i>Area:</i> Within City	<i>Status:</i> Active
<i>Classification:</i> Improvements	<i>Manager:</i> Franco, Jesse	<i>Const. Code:</i> Not Awarded

Proj Desc: This project will provide employee parking, security upgrades and improvements to the plant entrance and septic receiving station.

Proj Stat: Design is complete. Projected completion by end of FY 23/24 (Pending land acquisition).

Expenditures	Budget	Actual+Commit	Available	Prop. Inc./Dec. for 23-24	Budget+Prop. Inc./Dec.	Avail.+Prop. Inc./Dec.	24-25	25-26	26-27	27-28	Total Budgeted up to 2028
CA Construction Admin	255,963	2,126	253,837	0	255,963	253,837	0	0	0	0	255,963
CCF City Construct Force	25,747	350	25,397	0	25,747	25,397	0	0	0	0	25,747
CON Construction	4,120,536	0	4,120,536	0	4,120,536	4,120,536	0	0	0	0	4,120,536
CTGY Contingency - CIP	487,930	0	487,930	0	487,930	487,930	0	0	0	0	487,930
EDA Eng/Design/Admin	1,055,000	681,145	373,855	0	1,055,000	373,855	0	0	0	0	1,055,000
LA Land Acquisition	260,000	8,526	251,474	0	260,000	251,474	0	0	0	0	260,000
Expenditure Totals:	6,205,176	692,147	5,513,029	0	6,205,176	5,513,029	0	0	0	0	6,205,176

Fund Balance Required	Budget+Prop. Inc./Dec.	Available+Prop. Inc./Dec.
Sewer Operations Fund-4210	6,205,176	5,513,029



City of Modesto
 Project #: 100533
 UPP - Sonoma Trunk Extension (100530)



City of Modesto: 2024-28 Capital Improvement Program

UPP - Sonoma Trunk Extension (100530)

100533
Capital Un-sponsored

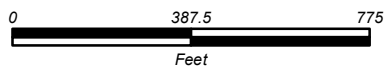
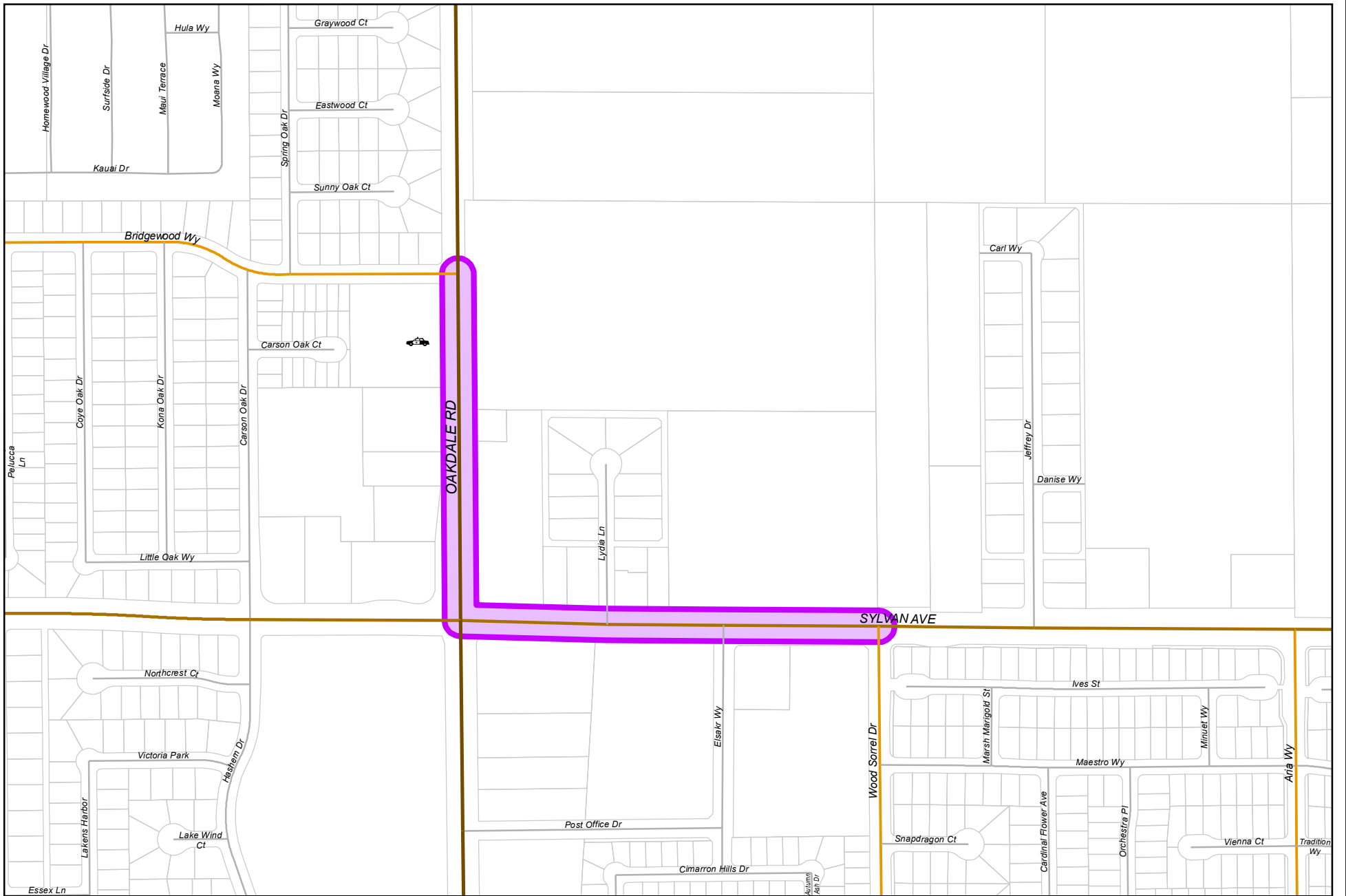
<i>Cost Center:</i> 49999	<i>Category:</i> Wastewater	<i>Start Date:</i> 2018
<i>Hosting Fund:</i> Sewer Operations Fund-4210	<i>Type Class:</i> Expansion	<i>End Date:</i> 2022
<i>Element Listing:</i> Comm Svcs & Fac	<i>Area:</i> Within City	<i>Status:</i> Active
<i>Classification:</i> Improvements	<i>Manager:</i> Franco, Jesse	<i>Const. Code:</i> Construction Completed

Proj Desc: This project will provide funding for the extension of the Sonoma Trunk SO-1 as identified in the Wastewater Master Plan. The proposed 27" sewer line from Sylvan Avenue to Aria Way is to serve future development. This project will also fund sewer mains on streets perpendicular to Sylvan Ave.

Proj Stat: Construction completed, under warranty.

Expenditures	Budget	Actual+Commit	Available	Prop. Inc./Dec. for 23-24	Budget+Prop. Inc./Dec.	Avail.+Prop. Inc./Dec.	24-25	25-26	26-27	27-28	Total Budgeted up to 2028
CA Construction Admin	235,009	166,797	68,212	0	235,009	68,212	0	0	0	0	235,009
CCF City Construction Fo	25,000	10,943	14,057	0	25,000	14,057	0	0	0	0	25,000
CON Construction	2,022,180	1,988,050	34,130	0	2,022,180	34,130	0	0	0	0	2,022,180
CTGY-CIP Contingency - CIP	242,662	242,647	15	0	242,662	15	0	0	0	0	242,662
EDA Eng/Design/Admin	329,896	318,045	11,851	0	329,896	11,851	0	0	0	0	329,896
ENV CIP Environmental	0	0	0	0	0	0	0	0	0	0	0
Expenditure Totals:	2,854,747	2,726,483	128,264	0	2,854,747	128,264	0	0	0	0	2,854,747

Fund Balance Required	Budget+Prop. Inc./Dec.	Available+Prop. Inc./Dec.
Sewer Operations Fund-4210	2,854,747	128,264



City of Modesto

Project #: 100534

UPP - New Tivoli Sewer Main to Sonoma Trunk



City of Modesto: 2024-28 Capital Improvement Program

UPP - New Tivoli Sewer Main to Sonoma Trunk

100534

Capital Un-sponsored

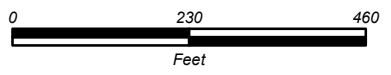
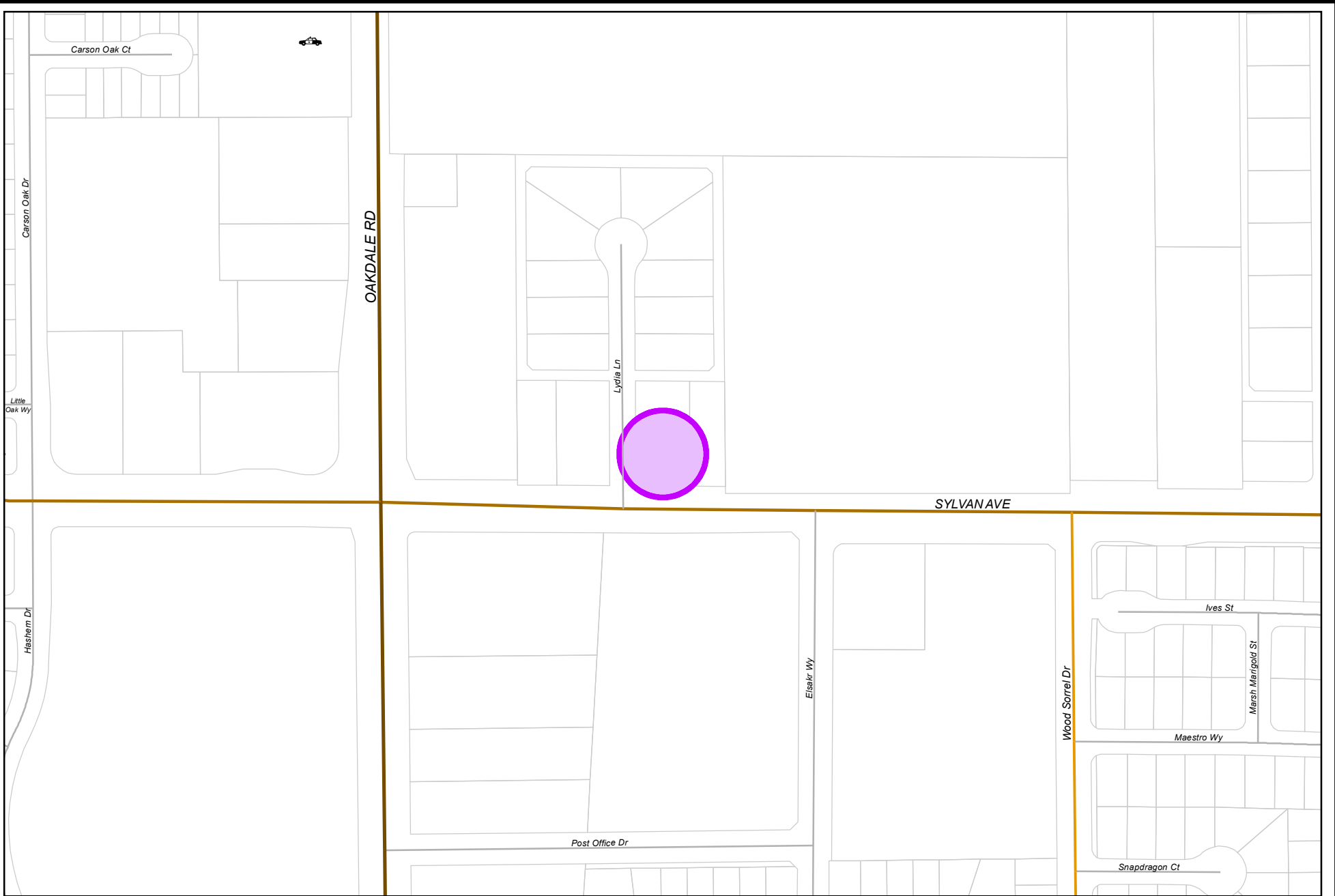
<i>Cost Center:</i> 49999	<i>Category:</i> Wastewater	<i>Start Date:</i>
<i>Hosting Fund:</i> Sewer Operations Fund-4210	<i>Type Class:</i> Expansion	<i>End Date:</i>
<i>Element Listing:</i> Comm Svcs & Fac	<i>Area:</i> Within City	<i>Status:</i> Closed
<i>Classification:</i> Improvements	<i>Manager:</i> Franco, Jesse	<i>Const. Code:</i> To be Closed

Proj Desc: This project will provide funding for sewer mains on Oakdale Road and Sylvan to the Tivoli Lift Station. The proposed sewer mains will serve existing and future development.

Proj Stat: Design is currently being prepared. Sewer main to be connected to proposed lift station (100535).

Expenditures	Budget	Actual+Commit	Available	Prop. Inc./Dec. for 23-24	Budget+Prop. Inc./Dec.	Avail.+Prop. Inc./Dec.	24-25	25-26	26-27	27-28	Total Budgeted up to 2028
CA Construction Admin	177,778	714	177,064	0	177,778	177,064	0	0	0	0	177,778
CON Construction	1,481,480	0	1,481,480	0	1,481,480	1,481,480	0	0	0	0	1,481,480
CTGY-CIP Contingency - CIP	148,149	0	148,149	0	148,149	148,149	0	0	0	0	148,149
EDA Eng/Design/Admin	192,593	66,262	126,331	0	192,593	126,331	0	0	0	0	192,593
Expenditure Totals:	2,000,000	66,976	1,933,024	0	2,000,000	1,933,024	0	0	0	0	2,000,000

Fund Balance Required	Budget+Prop. Inc./Dec.	Available+Prop. Inc./Dec.
Sewer Operations Fund-4210	2,000,000	1,933,024



City of Modesto

Project #: 100535

UPP - Sonoma Trunk Extension Lift Station (100530)



City of Modesto: 2024-28 Capital Improvement Program

UPP - Sonoma Trunk Extension Lift Station (100530)

100535

Capital Un-sponsored

<i>Cost Center:</i> 49999	<i>Category:</i> Wastewater	<i>Start Date:</i> 2018
<i>Hosting Fund:</i> Sewer Operations Fund-4210	<i>Type Class:</i> Rehabilitation - Collections	<i>End Date:</i> 2023
<i>Element Listing:</i> Comm Svcs & Fac	<i>Area:</i> Within City	<i>Status:</i> Active
<i>Classification:</i> Improvements	<i>Manager:</i> Franco, Jesse	<i>Const. Code:</i> Under Construction

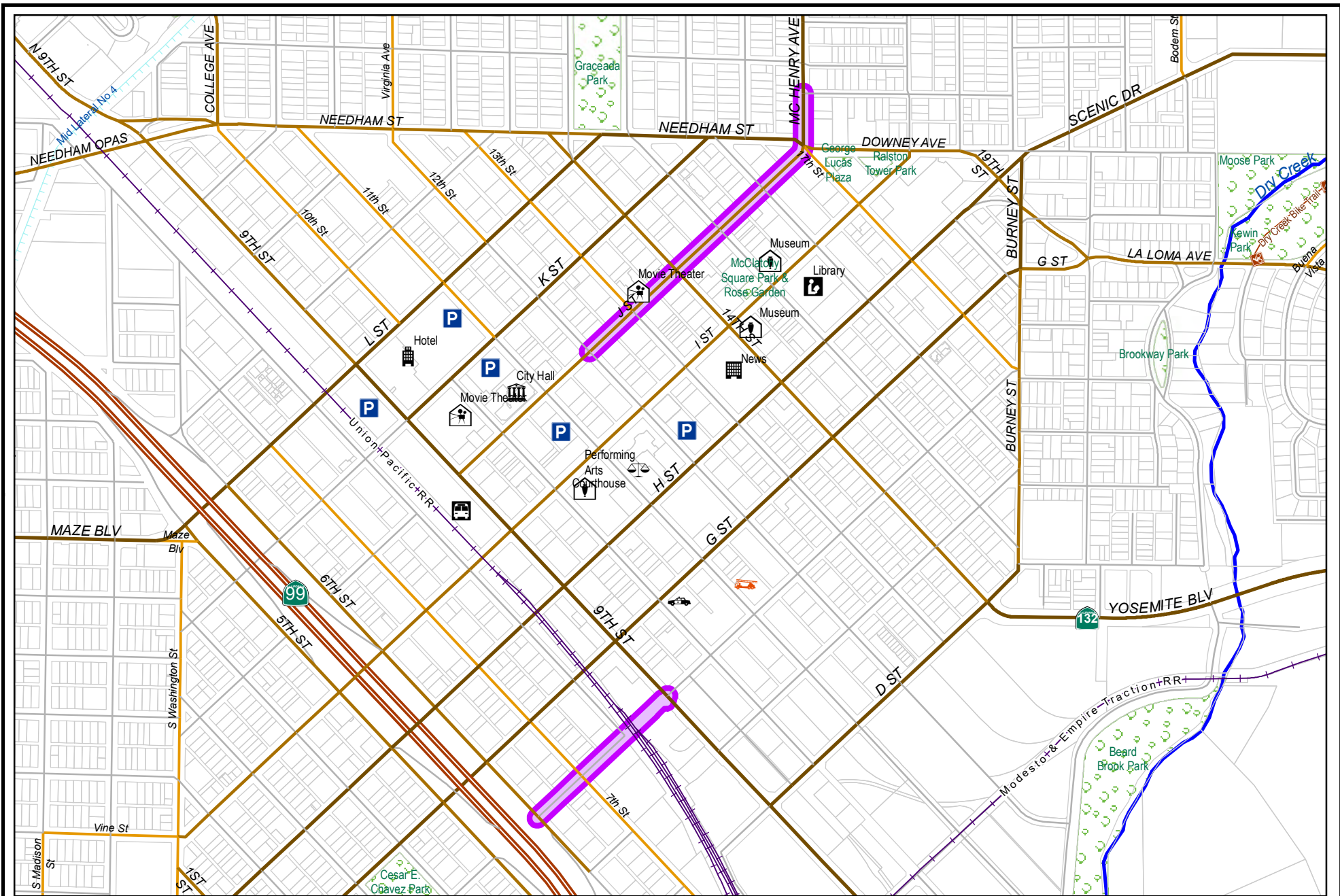
Proj Desc: This project will provide funding for the Tivoli Lift Station as identified in the Wastewater Master Plan. A lift station near Lydia & Sylvan Avenue to pump wastewater into the Sonoma Trunk is necessary due to the Sonoma Trunk being shallow at Sylvan Avenue. The project will include a lift station, force main and additional improvements on the lift station property, in addition to a sewer main on Oakdale and Sylvan.

Proj Stat: Under Construction in Winter of 2023.

Revenues	Budget	Actuals+Commit	Available	Prop. Inc./Dec. for 23-24	Bud + Prop. Incr/Decr	Avail.+ Prop. Incr/Decr	24-25	25-26	26-27	27-28	Total Budgeted up to 2028
46020 Building/Room Rental - Other	0	81,424	-81,424	0	0	-81,424	0	0	0	0	0
Revenue Totals:	0	81,424	-81,424	0	0	-81,424	0	0	0	0	0

Expenditures	Budget	Actual+Commit	Available	Prop. Inc./Dec. for 23-24	Budget+Prop. Inc./Dec.	Avail.+Prop. Inc./Dec.	24-25	25-26	26-27	27-28	Total Budgeted up to 2028
CA Construction Admin	513,921	27,703	486,218	0	513,921	486,218	0	0	0	0	513,921
CON Construction	6,348,060	6,348,060	0	0	6,348,060	0	0	0	0	0	6,348,060
CTGY-CIP Contingency - CUO	761,768	0	761,768	0	761,768	761,768	0	0	0	0	761,768
EDA Eng/Design/Admin	590,571	470,530	120,041	0	590,571	120,041	0	0	0	0	590,571
ENV CIP Environmental	0	0	0	0	0	0	0	0	0	0	0
LA Land Acquisition	351,568	351,568	0	0	351,568	0	0	0	0	0	351,568
Expenditure Totals:	8,565,888	7,197,860	1,368,028	0	8,565,888	1,368,028	0	0	0	0	8,565,888

Fund Balance Required	Budget+Prop. Inc./Dec.	Available+Prop. Inc./Dec.
Sewer Operations Fund-4210	8,565,888	1,449,452



City of Modesto

Project #: 100642

UPP - Downtown Sewer Improvements - F Street and D Street



City of Modesto: 2024-28 Capital Improvement Program

UPP - Downtown Sewer Improvements - F Street and D Street

100642

Capital Un-sponsored

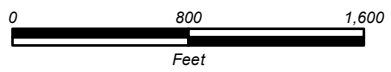
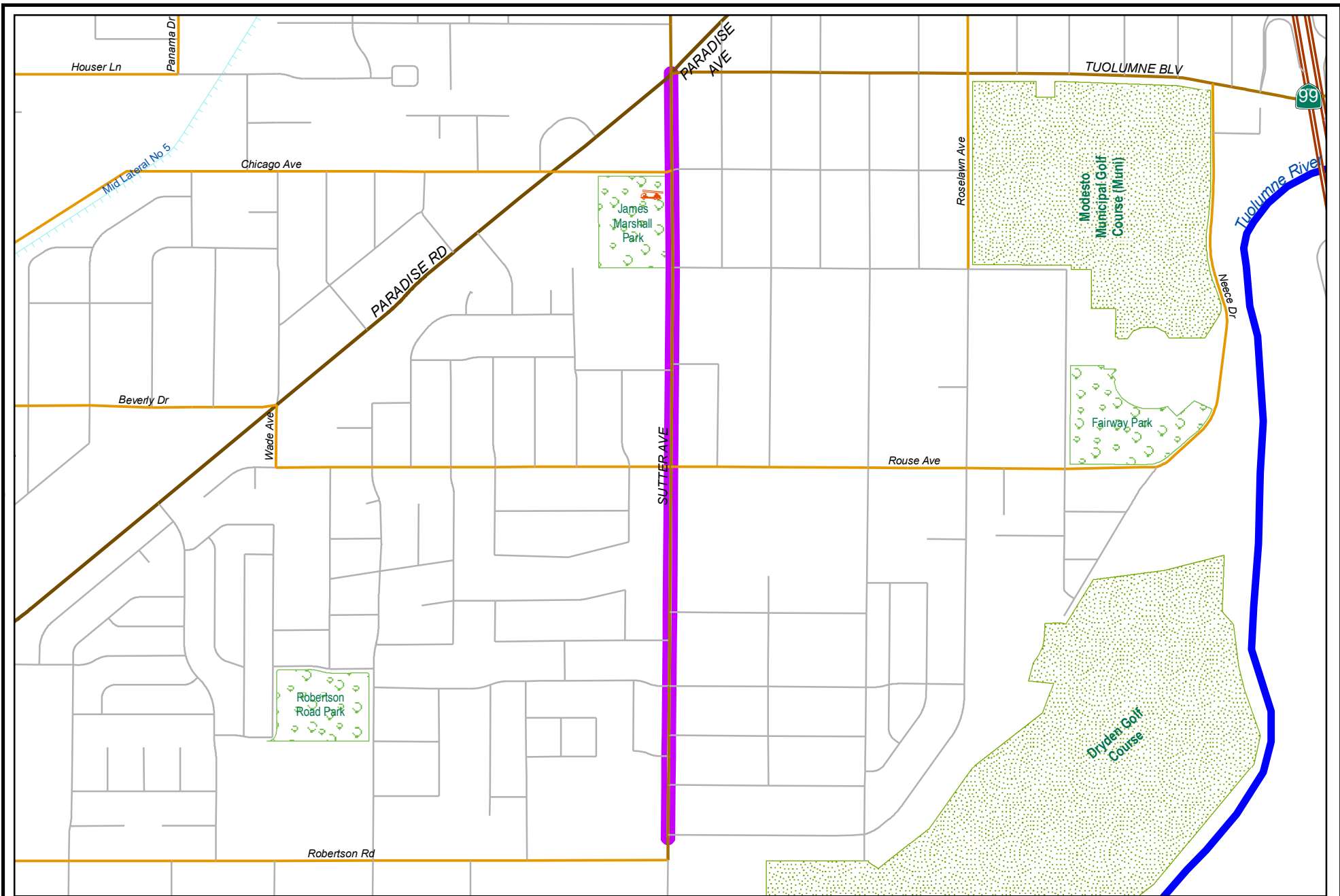
<i>Cost Center:</i> 49999	<i>Category:</i> Wastewater	<i>Start Date:</i> 2021
<i>Hosting Fund:</i> Sewer Operations Fund-4210	<i>Type Class:</i> Wastewater Utility	<i>End Date:</i> 2027
<i>Element Listing:</i> Comm Svcs & Fac	<i>Area:</i> Within City	<i>Status:</i> New
<i>Classification:</i> Improvements	<i>Manager:</i> Franco, Jesse	<i>Const. Code:</i> New or Future

Proj Desc: This project will provide funding to replace the existing sewer main on F Street from 6th Street to Burney Street, as well as improvements to sewer mains connecting to the F Street main. The D Street sewer system will also be realigned to connect to the new F Street main. The Wastewater Master Plan identified improvements to the F Street sewer (DT-5) and D Street sewer (DT-3, DT-4). These improvements are being combined under this project.

Proj Stat: Design is scheduled to begin spring FY 24/25. Construction anticipated for FY 26/27.

Expenditures	Budget	Actual+Commit	Available	Prop. Inc./Dec. for 23-24	Budget+Prop. Inc./Dec.	Avail.+Prop. Inc./Dec.	24-25	25-26	26-27	27-28	Total Budgeted up to 2028
CA Construction Admin	0	6,241	-6,241	0	0	-6,241	0	0	0	0	0
EDA Eng/Design/Admin	200,000	12,044	187,956	0	200,000	187,956	0	0	0	0	200,000
Expenditure Totals:	200,000	18,285	181,715	0	200,000	181,715	0	0	0	0	200,000

Fund Balance Required	Budget+Prop. Inc./Dec.	Available+Prop. Inc./Dec.
Sewer Operations Fund-4210	200,000	181,715



City of Modesto

Project #: 100646

UPP - River Trunk Realignment



City of Modesto: 2024-28 Capital Improvement Program

UPP - River Trunk Realignment

100646
Capital Un-sponsored

<i>Cost Center:</i> 49999	<i>Category:</i> Wastewater	<i>Start Date:</i> 2016
<i>Hosting Fund:</i> Sewer Operations Fund-4210	<i>Type Class:</i> Wastewater Utility	<i>End Date:</i> 2027
<i>Element Listing:</i> Comm Svcs & Fac	<i>Area:</i> Within City	<i>Status:</i> New
<i>Classification:</i> Improvements	<i>Manager:</i> Franco, Jesse	<i>Const. Code:</i> New or Future

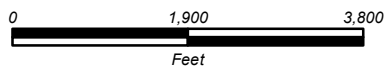
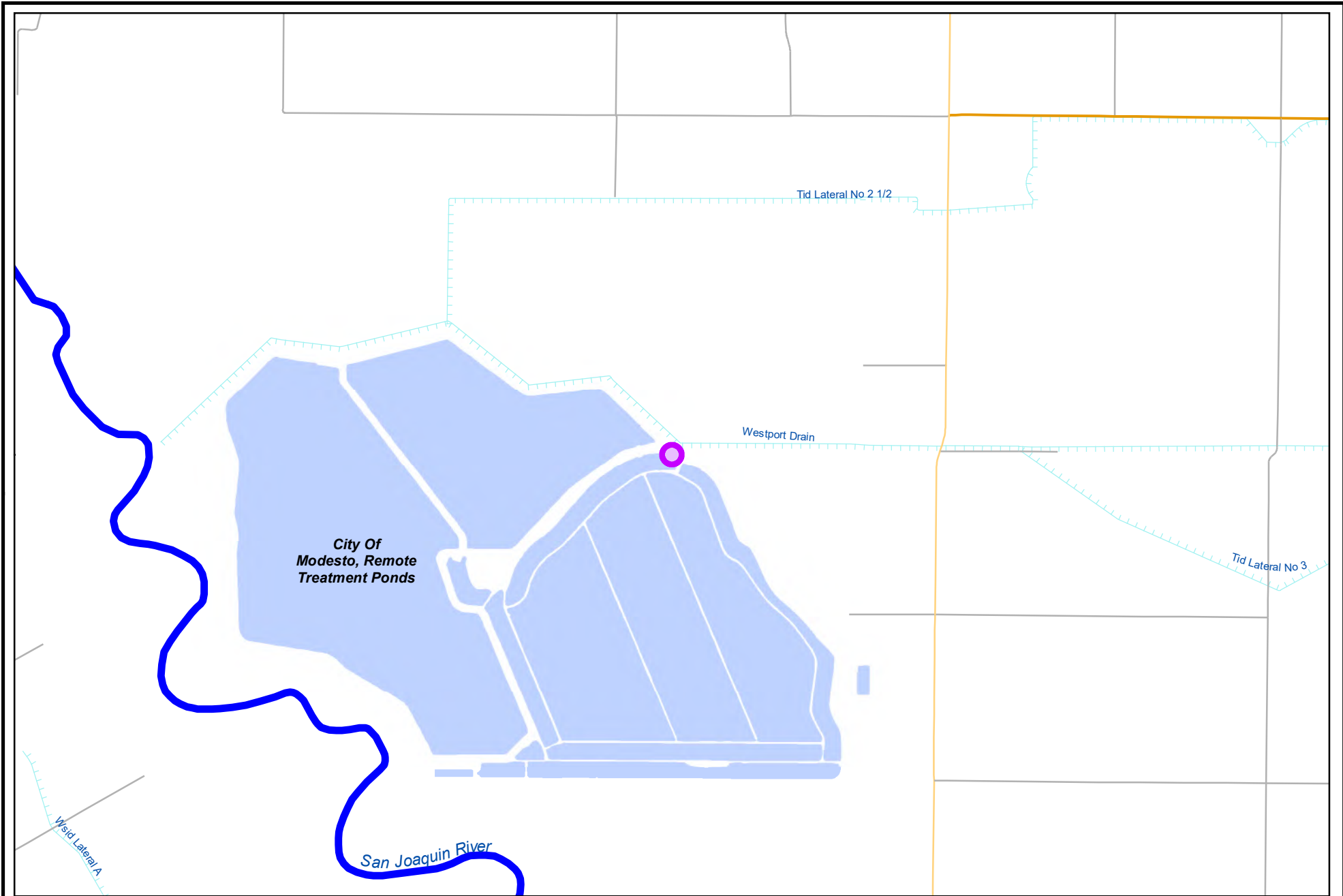
Proj Desc: This project will provide funding to combine Wastewater Master Plan CIPs (Sutter Trunks S-1) to realign the River Trunk away from the Tuolumne River and a new underground lift station.

Proj Stat: In design, pending land acquisition.

Revenues	Budget	Actuals+Commit	Available	Prop. Inc./Dec. for 23-24	Bud + Prop. Incr/Decr	Avail.+ Prop. Incr/Decr	24-25	25-26	26-27	27-28	Total Budgeted up to 2028
47020 Refunds, Damages, and Cost Recovery	0	911	-911	0	0	-911	0	0	0	0	0
Revenue Totals:	0	911	-911	0	0	-911	0	0	0	0	0

Expenditures	Budget	Actual+Commit	Available	Prop. Inc./Dec. for 23-24	Budget+Prop. Inc./Dec.	Avail.+Prop. Inc./Dec.	24-25	25-26	26-27	27-28	Total Budgeted up to 2028
CA Construction Admin	1,387,063	21,953	1,365,110	0	1,387,063	1,365,110	0	0	0	0	1,387,063
CON Construction	13,347,323	13,990	13,333,333	0	13,347,323	13,333,333	0	0	0	0	13,347,323
CTGY-CIP Contingency - CIP	1,333,333	0	1,333,333	0	1,333,333	1,333,333	0	0	0	0	1,333,333
EDA Eng/Design/Admin	6,779,226	6,085,118	694,108	0	6,779,226	694,108	0	0	0	0	6,779,226
LA Land Acquisition	185,000	176,205	8,795	0	185,000	8,795	0	0	0	0	185,000
Expenditure Totals:	23,031,945	6,297,266	16,734,679	0	23,031,945	16,734,679	0	0	0	0	23,031,945

Fund Balance Required	Budget+Prop. Inc./Dec.	Available+Prop. Inc./Dec.
Sewer Operations Fund-4210	23,031,945	16,735,590



City of Modesto

Project #: 100648

UPP - New Jennings WQC Entrance/Exit



City of Modesto: 2024-28 Capital Improvement Program

UPP - New Jennings WQC Entrance/Exit

100648

Capital Un-sponsored

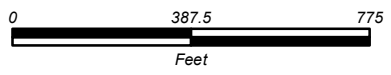
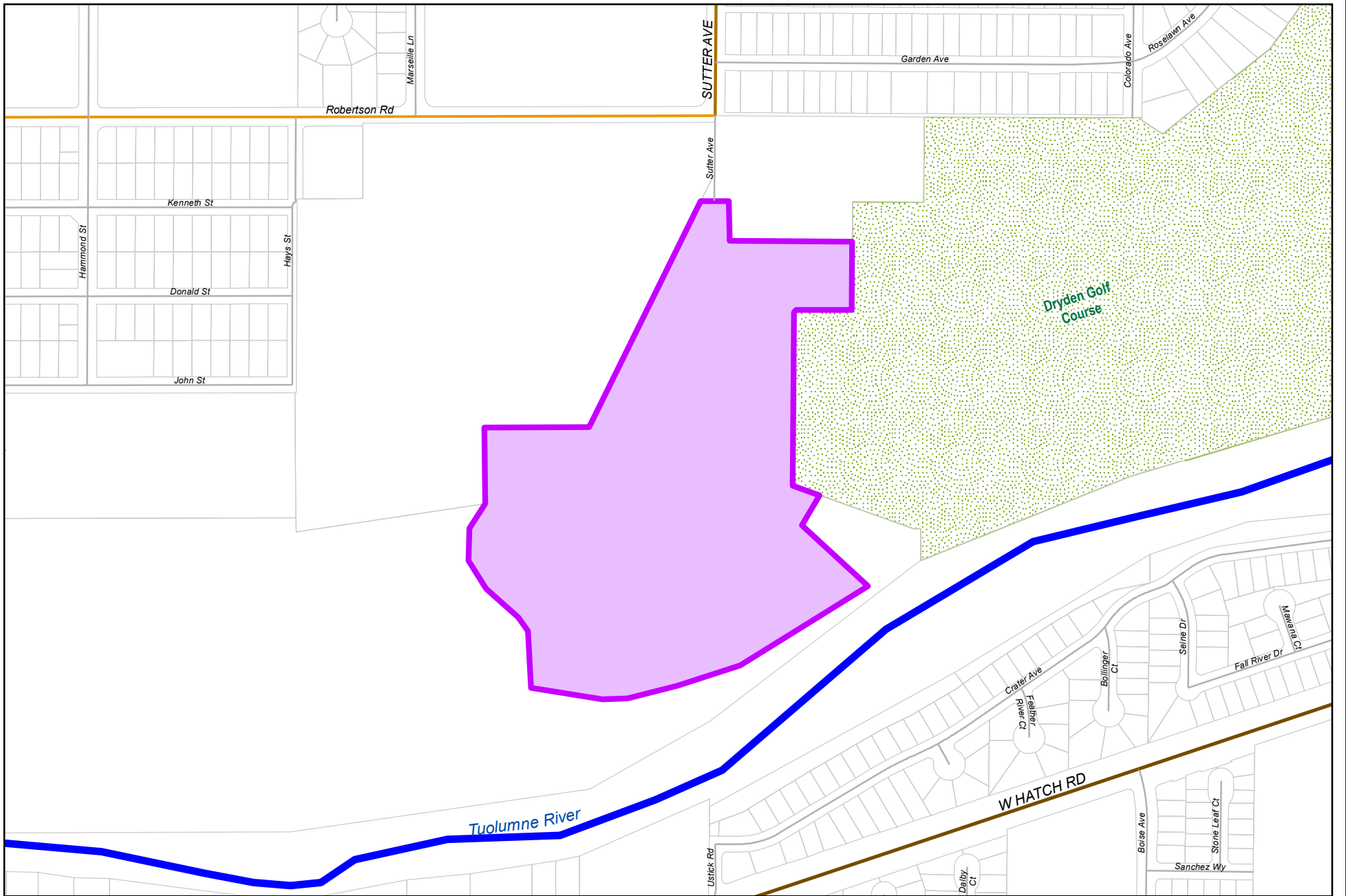
<i>Cost Center:</i> 49999	<i>Category:</i> Wastewater	<i>Start Date:</i> 2019
<i>Hosting Fund:</i> Sewer Operations Fund-4210	<i>Type Class:</i> Wastewater Utility	<i>End Date:</i> 2023
<i>Element Listing:</i> Comm Svcs & Fac	<i>Area:</i> Within City	<i>Status:</i> Active
<i>Classification:</i> Improvements	<i>Manager:</i> Franco, Jesse	<i>Const. Code:</i> Under Construction

Proj Desc: This project will provide funding for a new entrance into the Jennings Treatment Plant as well as street overlay improvements on Jennings Road from Taylor Road to Monte Vista.

Proj Stat: Construction to be completed in Spring of 2023.

Expenditures	Budget	Actual+Commit	Available	Prop. Inc./Dec. for 23-24	Budget+Prop. Inc./Dec.	Avail.+Prop. Inc./Dec.	24-25	25-26	26-27	27-28	Total Budgeted up to 2028
CA Construction Admin	365,689	294,499	71,190	0	365,689	71,190	0	0	0	0	365,689
CCF City Construction Fo	3,000	0	3,000	0	3,000	3,000	0	0	0	0	3,000
CON Construction	3,652,785	3,652,785	0	0	3,652,785	0	0	0	0	0	3,652,785
CTGY-CIP Contingency - CIP	438,334	409,686	28,648	0	438,334	28,648	0	0	0	0	438,334
EDA Eng/Design/Admin	344,891	286,044	58,847	0	344,891	58,847	0	0	0	0	344,891
Expenditure Totals:	4,804,699	4,643,013	161,686	0	4,804,699	161,686	0	0	0	0	4,804,699

Fund Balance Required	Budget+Prop. Inc./Dec.	Available+Prop. Inc./Dec.
Sewer Operations Fund-4210	4,804,699	161,686



City of Modesto

Project #: 100737

UPP - Headworks Improvements at Sutter Ave WQC



City of Modesto: 2024-28 Capital Improvement Program

UPP - Headworks Improvements at Sutter Ave WQC (suspended)

100737

Capital Un-sponsored

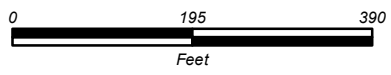
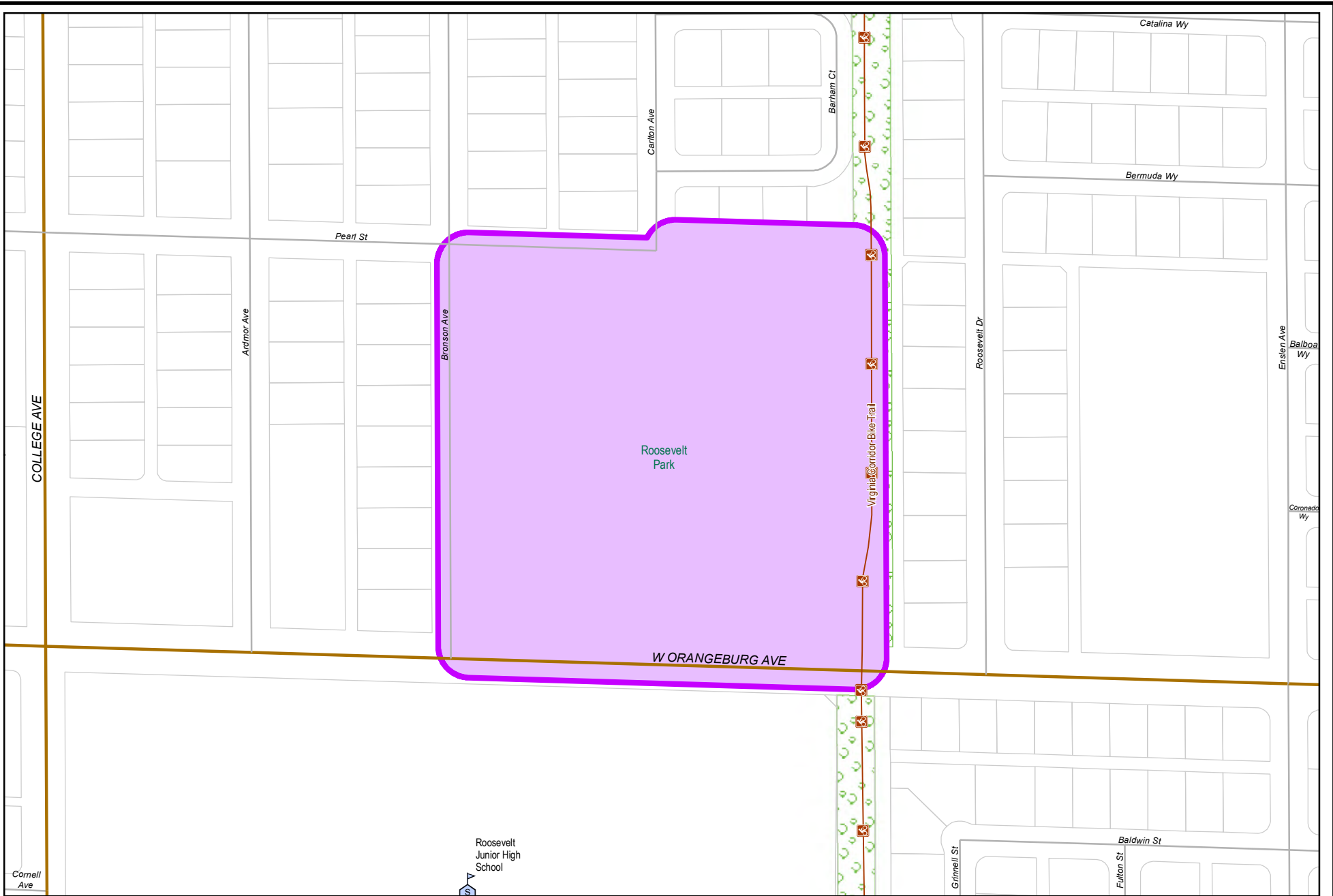
<i>Cost Center:</i> 49999	<i>Category:</i> Wastewater	<i>Start Date:</i> 2018
<i>Hosting Fund:</i> Sewer Operations Fund-4210	<i>Type Class:</i> Wastewater Utility	<i>End Date:</i> 2022
<i>Element Listing:</i> Comm Svcs & Fac	<i>Area:</i> Within City	<i>Status:</i> New
<i>Classification:</i> Improvements	<i>Manager:</i> Franco, Jesse	<i>Const. Code:</i> Construction Completed

Proj Desc: This project will providing funding to evaluate, design and construct the improvements to the City's existing headworks at the Sutter Wastewater Treatment Plant. The proposed scope of work will include modifications to the existing screens and grit removal improvements. This project was identified in the City's 2007 Wastewater Treatment Master Plan.

Proj Stat: Under Warranty

Expenditures	Budget	Actual+Commit	Available	Prop. Inc./Dec. for 23-24	Budget+Prop. Inc./Dec.	Avail.+Prop. Inc./Dec.	24-25	25-26	26-27	27-28	Total Budgeted up to 2028
CA Construction Admin	705,682	706,362	-680	0	705,682	-680	0	0	0	0	705,682
CCF City Construct Force	8,000	4,718	3,282	0	8,000	3,282	0	0	0	0	8,000
CON Construction	4,291,800	4,291,800	0	0	4,291,800	0	0	0	0	0	4,291,800
CTGY-CIP Contingency - CIP	429,300	422,645	6,655	0	429,300	6,655	0	0	0	0	429,300
EDA Eng/Design/Admin	1,399,655	1,400,452	-797	0	1,399,655	-797	0	0	0	0	1,399,655
Expenditure Totals:	6,834,437	6,825,977	8,460	0	6,834,437	8,460	0	0	0	0	6,834,437

Fund Balance Required	Budget+Prop. Inc./Dec.	Available+Prop. Inc./Dec.
Sewer Operations Fund-4210	6,834,437	8,460



City of Modesto

Project #: 100793

UPP - Roosevelt Park Storm Drain Cross Connection Removal



City of Modesto: 2024-28 Capital Improvement Program

UPP - Roosevelt Park Storm Drain Cross Connection Removal

100793

Capital Un-sponsored

<i>Cost Center:</i> 49999	<i>Category:</i> Wastewater	<i>Start Date:</i> 2018
<i>Hosting Fund:</i> Sewer Operations Fund-4210	<i>Type Class:</i> Wastewater Utility	<i>End Date:</i> 2022
<i>Element Listing:</i> Comm Svcs & Fac	<i>Area:</i> Within City	<i>Status:</i> Active
<i>Classification:</i> Improvements	<i>Manager:</i> Franco, Jesse	<i>Const. Code:</i> Construction Completed

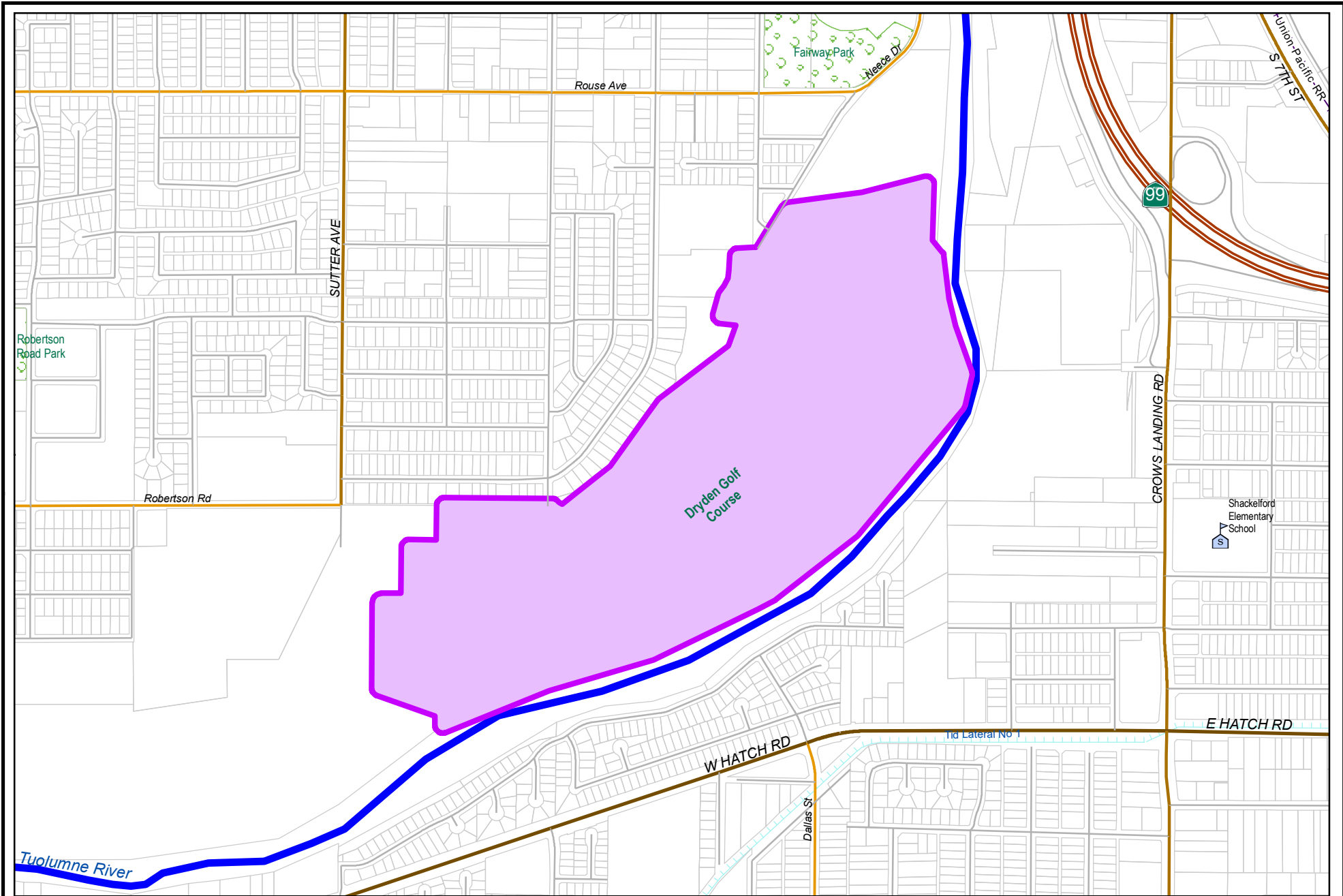
Proj Desc: The Preliminary Design Report (PDR) for the Area 2 Storm Drain Cross Connection Removal has been completed and approved. The first phase, Garrison Park, has been completed. This project will provide funding for the Final Design of the next phase; Roosevelt Park, and will remove existing storm drain cross connections into the sewer system and provide necessary storm drain improvements resulting from the cross connections being removed.

Proj Stat: Under Warranty

Revenues	Budget	Actuals+Commit	Available	Prop. Inc./Dec. for 23-24	Bud + Prop. Incr/Decr	Avail.+ Prop. Incr/Decr	24-25	25-26	26-27	27-28	Total Budgeted up to 2028
42210 Intergov - State - Department of Water Resources	4,619,290	4,642,626	-23,336	0	4,619,290	-23,336	0	0	0	0	4,619,290
47020 Refunds, Damages, and Cost Recovery	0	30	-30	0	0	-30	0	0	0	0	0
Revenue Totals:	4,619,290	4,642,656	-23,366	0	4,619,290	-23,366	0	0	0	0	4,619,290

Expenditures	Budget	Actual+Commit	Available	Prop. Inc./Dec. for 23-24	Budget+Prop. Inc./Dec.	Avail.+Prop. Inc./Dec.	24-25	25-26	26-27	27-28	Total Budgeted up to 2028
CA Construction Admin	697,492	643,331	54,161	0	697,492	54,161	0	0	0	0	697,492
CCF City Construct Force	14,538	14,438	100	0	14,538	100	0	0	0	0	14,538
CON Construction	6,143,701	6,138,065	5,636	0	6,143,701	5,636	0	0	0	0	6,143,701
CTGY-CIP Contingency - CIP	469,293	466,431	2,862	0	469,293	2,862	0	0	0	0	469,293
EDA Eng/Design/Admin	811,065	791,931	19,134	0	811,065	19,134	0	0	0	0	811,065
Expenditure Totals:	8,136,089	8,054,196	81,893	0	8,136,089	81,893	0	0	0	0	8,136,089

Fund Balance Required	Budget+Prop. Inc./Dec.	Available+Prop. Inc./Dec.
Sewer Operations Fund-4210	3,516,799	105,259



City of Modesto

Project #: 100794

UPP - Dryden Box & Influent Flume Improvements



City of Modesto: 2024-28 Capital Improvement Program

UPP - Dryden Box & Influent Flume Improvements (suspended)

100794

Capital Un-sponsored

<i>Cost Center:</i> 49999	<i>Category:</i> Wastewater	<i>Start Date:</i> 2018
<i>Hosting Fund:</i> Sewer Operations Fund-4210	<i>Type Class:</i> Wastewater Utility	<i>End Date:</i> 2022
<i>Element Listing:</i> Comm Svcs & Fac	<i>Area:</i> Within City	<i>Status:</i> Active
<i>Classification:</i> Improvements	<i>Manager:</i> Franco, Jesse	<i>Const. Code:</i> Construction Completed

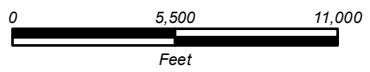
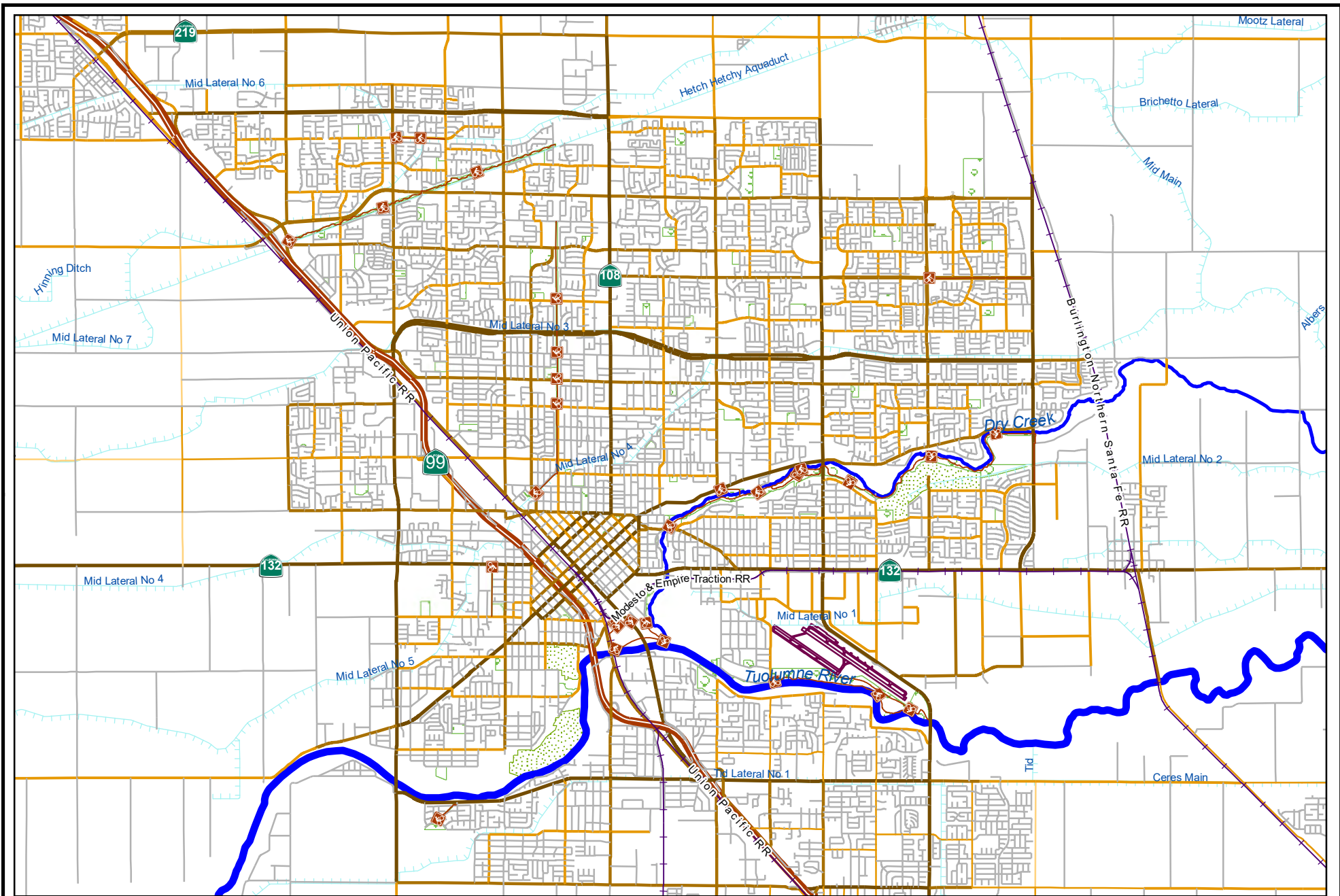
Proj Desc: This project will provide funding for improvements to the Dryden Box at the Sutter Treatment Plant including stabilization and coating. This project will also provide improvements to the Influent Flume as recommended in the Wastewater Master Plan, as well as improvements to the Cannery Segregation Pumping Station.

Proj Stat: Under Warranty

Revenues	Budget	Actuals+Commit	Available	Prop. Inc./Dec. for 23-24	Bud + Prop. Incr/Decr	Avail.+ Prop. Incr/Decr	24-25	25-26	26-27	27-28	Total Budgeted up to 2028
47020 Refunds, Damages, and Cost Recovery	0	0	0	0	0	0	0	0	0	0	0
Revenue Totals:	0	0	0	0	0	0	0	0	0	0	0

Expenditures	Budget	Actual+Commit	Available	Prop. Inc./Dec. for 23-24	Budget+Prop. Inc./Dec.	Avail.+Prop. Inc./Dec.	24-25	25-26	26-27	27-28	Total Budgeted up to 2028
CA Construction Admin	1,946,545	1,676,356	270,189	0	1,946,545	270,189	0	0	0	0	1,946,545
CCF City Construct Force	80,000	56,139	23,861	0	80,000	23,861	0	0	0	0	80,000
CON Construction	12,680,200	12,680,200	0	0	12,680,200	0	0	0	0	0	12,680,200
CTGY-CIP Contingency - CIP	1,267,900	1,243,253	24,647	0	1,267,900	24,647	0	0	0	0	1,267,900
EDA Eng/Design/Admin	1,925,884	1,912,344	13,540	0	1,925,884	13,540	0	0	0	0	1,925,884
Expenditure Totals:	17,900,529	17,568,291	332,238	0	17,900,529	332,238	0	0	0	0	17,900,529

Fund Balance Required	Budget+Prop. Inc./Dec.	Available+Prop. Inc./Dec.
Sewer Operations Fund-4210	17,900,529	332,238



City of Modesto

Project #: 100815

PW - Wastewater On-Call Engineering



City of Modesto: 2024-28 Capital Improvement Program

PW - Wastewater On-Call Engineering

100815
Capital Un-sponsored

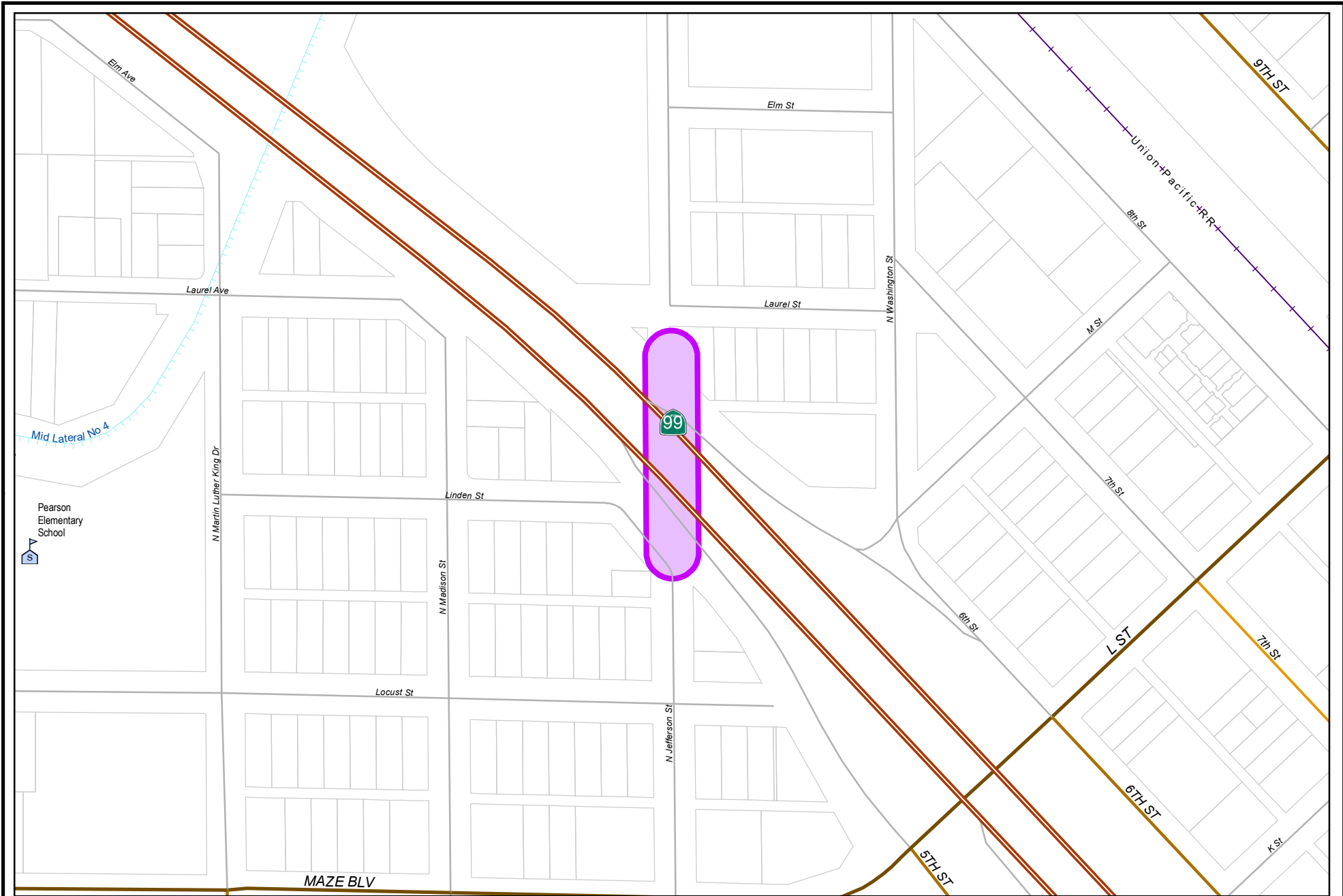
<i>Cost Center:</i> 59999	<i>Category:</i> Wastewater	<i>Start Date:</i>
<i>Hosting Fund:</i> Sewer Operations Fund-4210	<i>Type Class:</i> Maintenance	<i>End Date:</i>
<i>Element Listing:</i> Public Safety	<i>Area:</i> Within City	<i>Status:</i> New
<i>Classification:</i> Maintenance	<i>Manager:</i> Anhalt, Laura	<i>Const. Code:</i> New or Future

Proj Desc: This project will be used for Wastewater On Call Engineering needs for Sutter and Jennings Wastewater Treatment Plant, Lift Stations and Collections.

Proj Stat: This is an on-going five year project. Agreements end in September, 2019. No new funds are being added.

Expenditures	Budget	Actual+Commit	Available	Prop. Inc./Dec. for 23-24	Budget+Prop. Inc./Dec.	Avail.+Prop. Inc./Dec.	24-25	25-26	26-27	27-28	Total Budgeted up to 2028
CC Consultant Charges	1,000,000	770,424	229,576	0	1,000,000	229,576	0	0	0	0	1,000,000
Expenditure Totals:	1,000,000	770,424	229,576	0	1,000,000	229,576	0	0	0	0	1,000,000

Fund Balance Required	Budget+Prop. Inc./Dec.	Available+Prop. Inc./Dec.
Sewer Operations Fund-4210	1,000,000	229,576



City of Modesto

Project #: 100842

UPP - Sutter Trunk Rehabilitation and Reliability



City of Modesto: 2024-28 Capital Improvement Program

UPP - Sutter Trunk Rehabilitation and Reliability

100842

Capital Un-sponsored

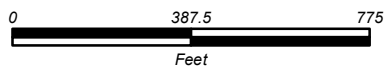
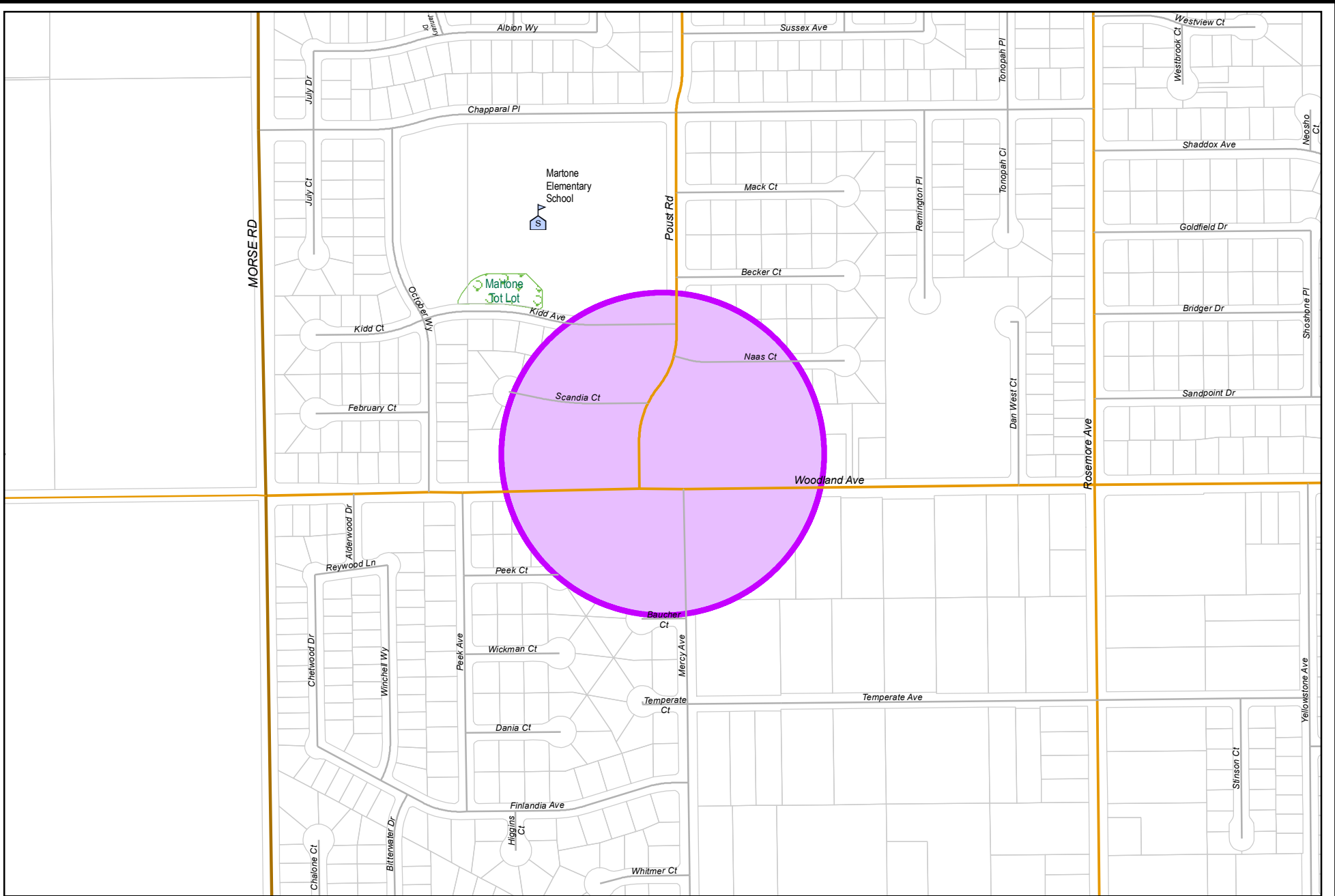
<i>Cost Center:</i> 49999	<i>Category:</i> Wastewater	<i>Start Date:</i> 2018
<i>Hosting Fund:</i> Sewer Operations Fund-4210	<i>Type Class:</i> Wastewater Utility	<i>End Date:</i> 2022
<i>Element Listing:</i> Comm Svcs & Fac	<i>Area:</i> Within City	<i>Status:</i> Active
<i>Classification:</i> Improvements	<i>Manager:</i> Franco, Jesse	<i>Const. Code:</i> Under Construction

Proj Desc: This project will provide funding for the Sutter Trunk which crosses Highway 99 near Jefferson Street as a 16-inch diameter pipeline. This project will construct a second 377-foot, 16-inch diameter pipeline. Following construction of the second pipeline, the existing segment would be rehabilitated. These improvements are referred to as project S4a and S4b in the Wastewater Master Plan.

Proj Stat: Under Construction.

Expenditures	Budget	Actual+Commit	Available	Prop. Inc./Dec. for 23-24	Budget+Prop. Inc./Dec.	Avail.+Prop. Inc./Dec.	24-25	25-26	26-27	27-28	Total Budgeted up to 2028
CA Construction Admin	320,000	263,355	56,645	0	320,000	56,645	0	0	0	0	320,000
CON Construction	3,925,000	3,286,661	638,339	0	3,925,000	638,339	0	0	0	0	3,925,000
CTGY-CIP Contingency - CIP	400,000	49,236	350,764	0	400,000	350,764	0	0	0	0	400,000
EDA Eng/Design/Admin	617,011	568,587	48,424	0	617,011	48,424	0	0	0	0	617,011
Expenditure Totals:	5,262,011	4,167,840	1,094,171	0	5,262,011	1,094,171	0	0	0	0	5,262,011

Fund Balance Required	Budget+Prop. Inc./Dec.	Available+Prop. Inc./Dec.
Sewer Operations Fund-4210	5,262,011	1,094,171



City of Modesto

Project #: 100844

UTL - Woodland Lift Station Rehabilitation



City of Modesto: 2024-28 Capital Improvement Program

UTL - Woodland Lift Station Rehabilitation

100844

Capital Un-sponsored

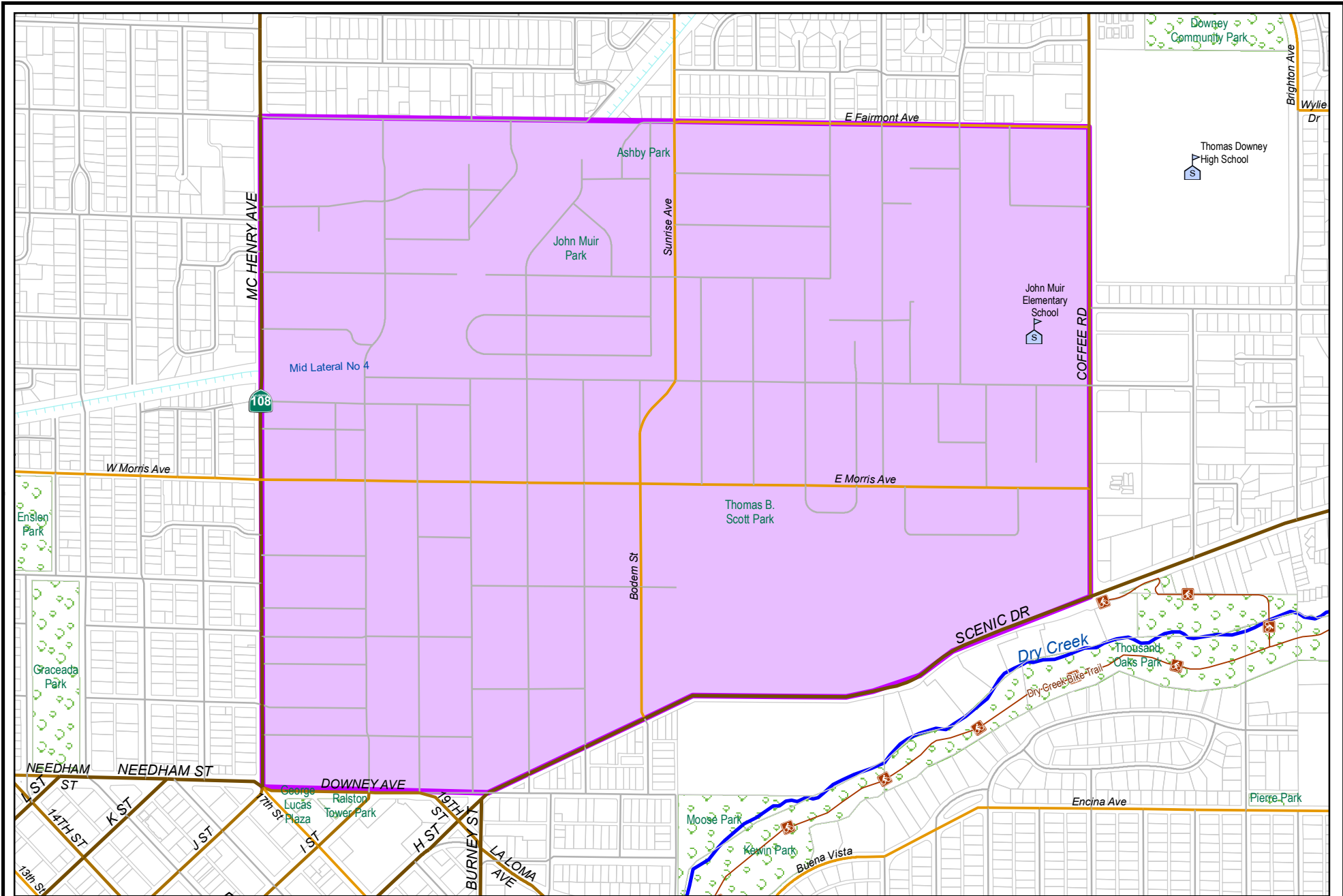
<i>Cost Center:</i> 49999	<i>Category:</i> Wastewater	<i>Start Date:</i> 2018
<i>Hosting Fund:</i> Sewer Operations Fund-4210	<i>Type Class:</i> Wastewater Utility	<i>End Date:</i> 2026
<i>Element Listing:</i> Comm Svcs & Fac	<i>Area:</i> Within City	<i>Status:</i> Active
<i>Classification:</i> Improvements	<i>Manager:</i> Franco, Jesse	<i>Const. Code:</i> New or Future

Proj Desc: This project will provide rehabilitation improvements to the Woodland sewer lift station. Improvements include pump and piping replacement, access hatch replacement, control upgrades, rehabilitation to the odor control system and painting of the existing building. The project will also include further evaluation to identify other components in need of replacement or upgrades.

Proj Stat: Construction to be completed by end of FY 23/24.

Expenditures	Budget	Actual+Commit	Available	Prop. Inc./Dec. for 23-24	Budget+Prop. Inc./Dec.	Avail.+Prop. Inc./Dec.	24-25	25-26	26-27	27-28	Total Budgeted up to 2028
CA Construction Admin	73,611	694	72,917	0	73,611	72,917	0	0	0	0	73,611
CON Construction	1,200,000	0	1,200,000	0	1,200,000	1,200,000	0	0	0	0	1,200,000
CTGY-CIP Contingency - CIP	120,005	0	120,005	0	120,005	120,005	0	0	0	0	120,005
EDA Eng/Design/Admin	150,000	87,243	62,757	0	150,000	62,757	0	0	0	0	150,000
Expenditure Totals:	1,543,616	87,937	1,455,679	0	1,543,616	1,455,679	0	0	0	0	1,543,616

Fund Balance Required	Budget+Prop. Inc./Dec.	Available+Prop. Inc./Dec.
Sewer Operations Fund-4210	1,543,616	1,455,679



City of Modesto

Project #: 100847

UTL-East Morris Neighborhood Sewer Replacement



City of Modesto: 2024-28 Capital Improvement Program

UTL - East Morris Neighborhood Sewer Replacement

100847

Capital Un-sponsored

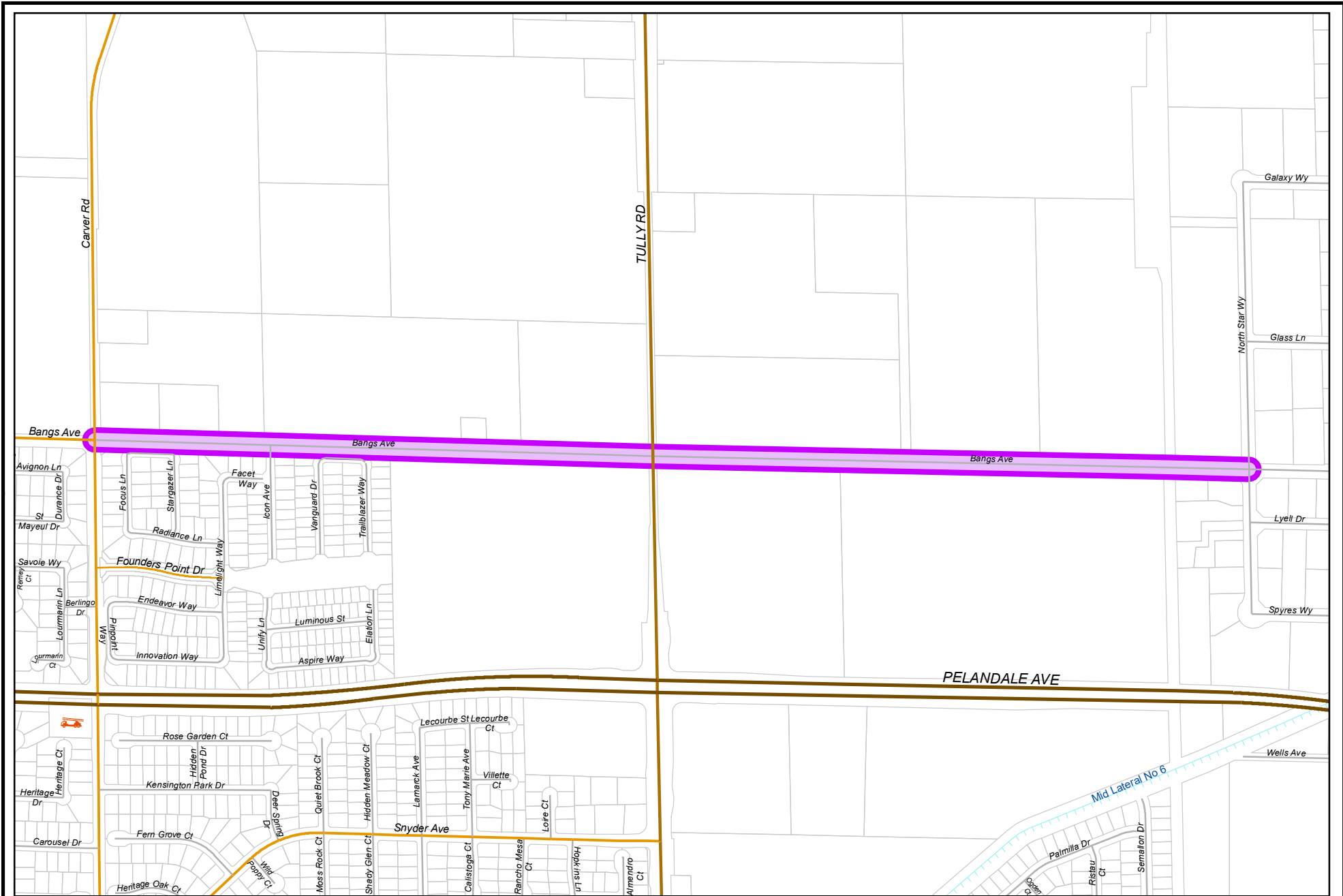
<i>Cost Center:</i> 49999	<i>Category:</i> Wastewater	<i>Start Date:</i> 2018
<i>Hosting Fund:</i> Sewer Operations Fund-4210	<i>Type Class:</i> Wastewater Utility	<i>End Date:</i> 2023
<i>Element Listing:</i> Comm Svcs & Fac	<i>Area:</i> Within City	<i>Status:</i> Active
<i>Classification:</i> Improvements	<i>Manager:</i> Franco, Jesse	<i>Const. Code:</i> New or Future

Proj Desc: This project will provide funding to replace existing sewer mains in the East Morris neighborhood. This area is between McHenry and Coffee, and Downey and Fairmont. This is one of the oldest sewer systems in the City and has several deficiencies. Project to be completed in phases.

Proj Stat: Design being prepared. Construction anticipated FY 23/24.

Expenditures	Budget	Actual+Commit	Available	Prop. Inc./Dec. for 23-24	Budget+Prop. Inc./Dec.	Avail.+Prop. Inc./Dec.	24-25	25-26	26-27	27-28	Total Budgeted up to 2028
CA Construction Admin	100,000	0	100,000	0	100,000	100,000	0	0	0	0	100,000
CON Construction	1,000,000	0	1,000,000	0	1,000,000	1,000,000	0	0	0	0	1,000,000
CTGY-CIP Contingency - CIP	100,000	0	100,000	0	100,000	100,000	0	0	0	0	100,000
EDA Eng/Design/Admin	2,354,400	2,044,424	309,976	0	2,354,400	309,976	0	0	0	0	2,354,400
Expenditure Totals:	3,554,400	2,044,424	1,509,976	0	3,554,400	1,509,976	0	0	0	0	3,554,400

Fund Balance Required	Budget+Prop. Inc./Dec.	Available+Prop. Inc./Dec.
Sewer Operations Fund-4210	3,554,400	1,509,976



City of Modesto

Project #: 100849

UTL - North Trunk



City of Modesto: 2024-28 Capital Improvement Program

UTL - North Trunk (suspended)

100849

Capital Un-sponsored

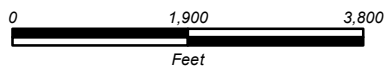
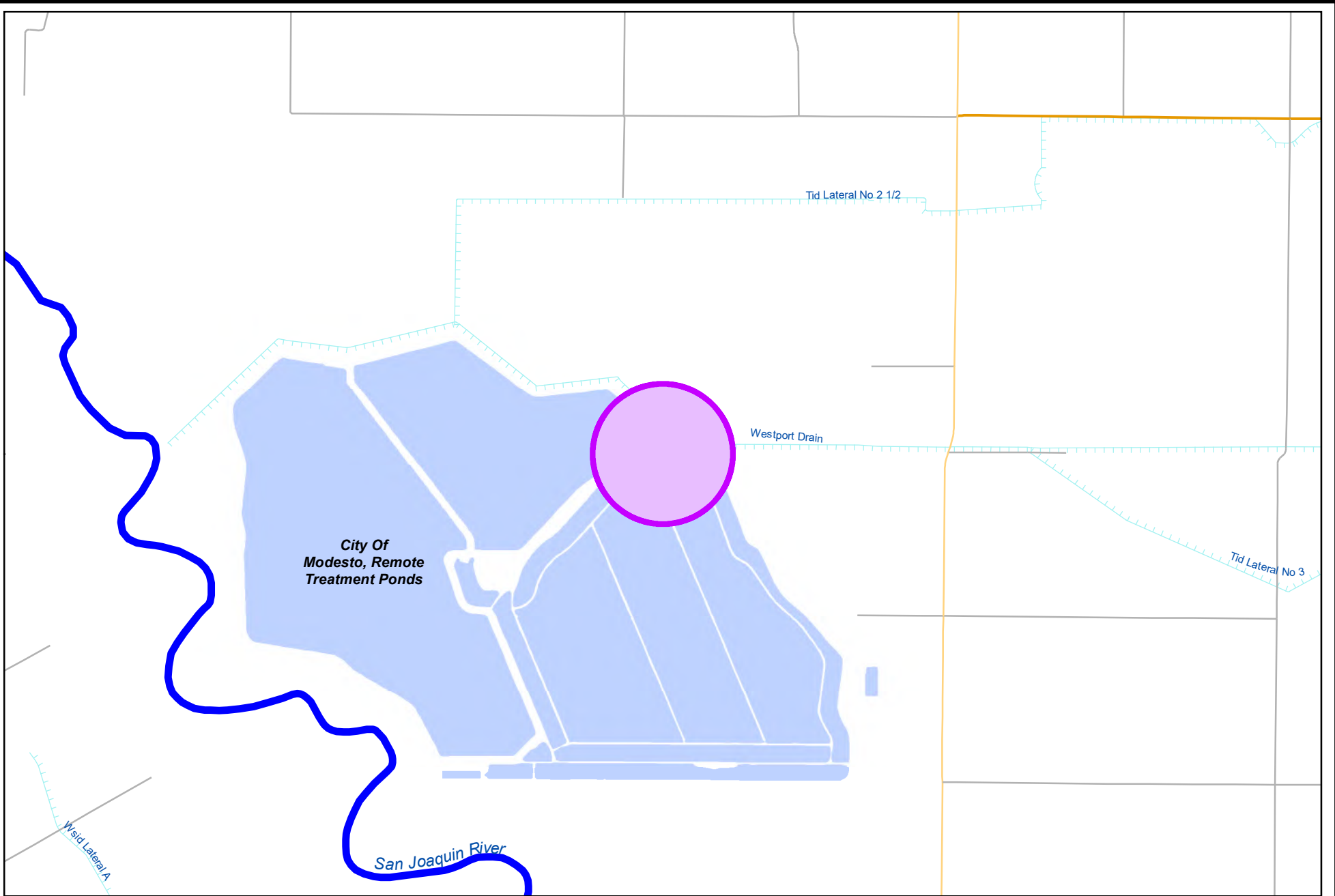
<i>Cost Center:</i> 49999	<i>Category:</i> Wastewater	<i>Start Date:</i>
<i>Hosting Fund:</i> Sewer Operations Fund-4210	<i>Type Class:</i> Wastewater Utility	<i>End Date:</i>
<i>Element Listing:</i> Comm Svcs & Fac	<i>Area:</i> Within City	<i>Status:</i> New
<i>Classification:</i> Improvements	<i>Manager:</i> Franco, Jesse	<i>Const. Code:</i> To be Closed

Proj Desc: This project will provide funding for the North Trunk N-1 which is an existing 39-inch diameter trunk that currently terminates at the intersection of Bangs Avenue and Carver Road. From this intersection, the trunk sewer conveys flows west in Bangs Avenue for approximately 5,300 feet to American Avenue. At American Avenue the trunk sewer proceeds south, where it is referred to as the West Trunk (Figure 4.1). The North Trunk will be extended east in Bangs Avenue to serve future development in the Kiernan/Carver, Kiernan/McHenry and Pelandale/McHenry areas. The new service improvements include 2,900 feet of 27 inch diameter pipe and 775 feet of 12 inch diameter pipe along Tully Rd between Bangs & Pelandale.

Proj Stat: Under Warranty

Expenditures	Budget	Actual+Commit	Available	Prop. Inc./Dec. for 23-24	Budget+Prop. Inc./Dec.	Avail.+Prop. Inc./Dec.	24-25	25-26	26-27	27-28	Total Budgeted up to 2028
CA Construction Admin	168,035	137,982	30,053	0	168,035	30,053	0	0	0	0	168,035
CON Construction	1,797,053	1,797,053	0	0	1,797,053	0	0	0	0	0	1,797,053
CTGY-CIP Contingency - CIP	179,705	18,640	161,065	0	179,705	161,065	0	0	0	0	179,705
EDA Eng/Design/Admin	178,288	184,868	-6,580	0	178,288	-6,580	0	0	0	0	178,288
Expenditure Totals:	2,323,081	2,138,542	184,539	0	2,323,081	184,539	0	0	0	0	2,323,081

Fund Balance Required	Budget+Prop. Inc./Dec.	Available+Prop. Inc./Dec.
Sewer Operations Fund-4210	2,323,081	184,539



City of Modesto

Project #: 100860

UPP - Jennings Facultative Ponds Biosolids Removal



City of Modesto: 2024-28 Capital Improvement Program

UPP - Jennings Facultative Ponds Biosolids Removal

100860

Capital Un-sponsored

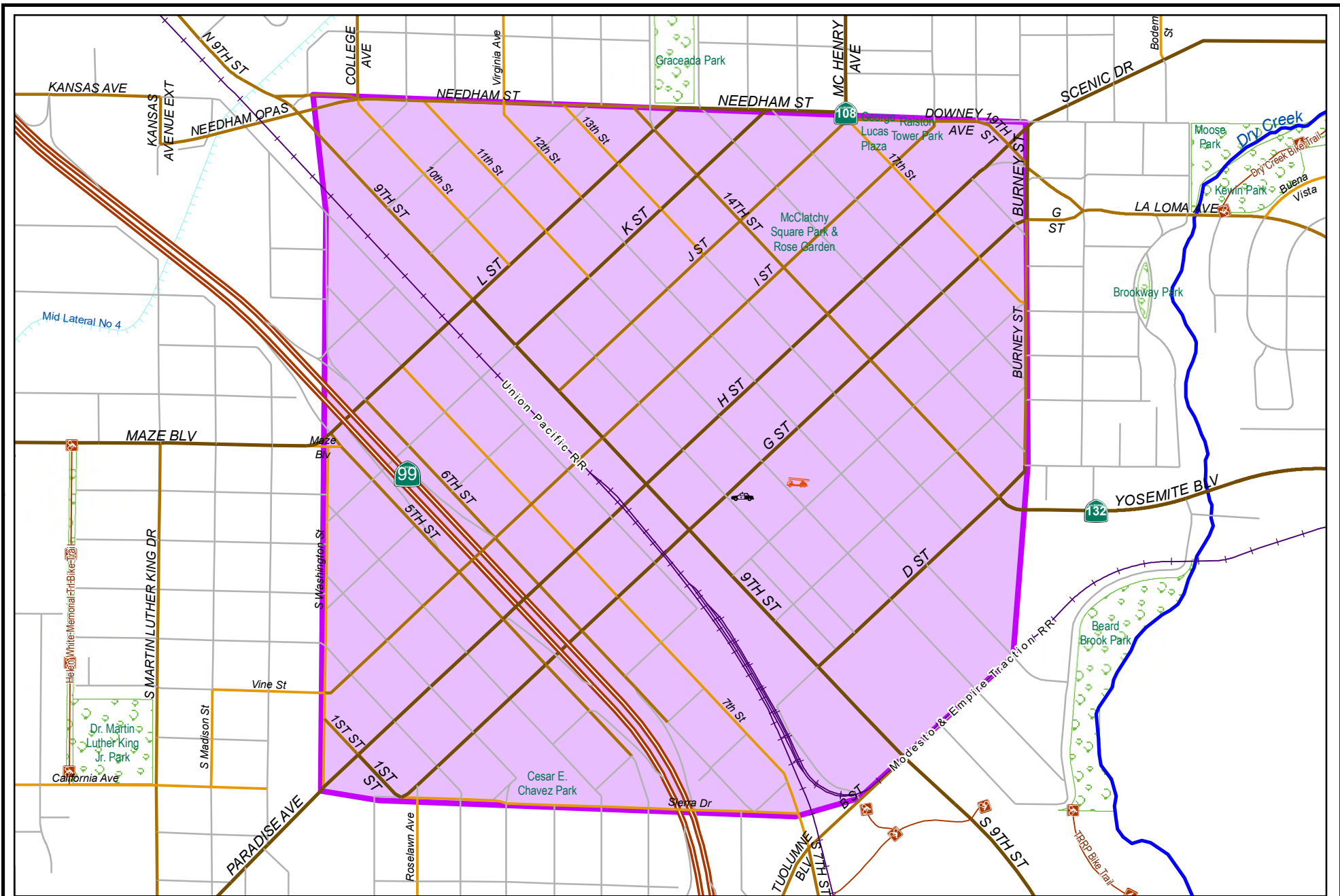
<i>Cost Center:</i> 49999	<i>Category:</i> Wastewater	<i>Start Date:</i> 2020
<i>Hosting Fund:</i> Sewer Operations Fund-4210	<i>Type Class:</i> Wastewater Utility	<i>End Date:</i> 2027
<i>Element Listing:</i> Comm Svcs & Fac	<i>Area:</i> Within City	<i>Status:</i> Active
<i>Classification:</i> Improvements	<i>Manager:</i> Franco, Jesse	<i>Const. Code:</i> New or Future

Proj Desc: This project will provide funding for the removal of biosolids in the Facultative Ponds at the Jennings Plant. The existing ponds have accumulated substantial amounts of biosolids and have not been cleaned. It is anticipated that this project will span five years.

Proj Stat: Construction anticipated in Spring of 2023.

Expenditures	Budget	Actual+Commit	Available	Prop. Inc./Dec. for 23-24	Budget+Prop. Inc./Dec.	Avail.+Prop. Inc./Dec.	24-25	25-26	26-27	27-28	Total Budgeted up to 2028
CON Construction	1,500,000	0	1,500,000	0	1,500,000	1,500,000	0	0	0	0	1,500,000
EDA Eng/Design/Admin	150,000	110,135	39,865	0	150,000	39,865	0	0	0	0	150,000
Expenditure Totals:	1,650,000	110,135	1,539,865	0	1,650,000	1,539,865	0	0	0	0	1,650,000

Fund Balance Required	Budget+Prop. Inc./Dec.	Available+Prop. Inc./Dec.
Sewer Operations Fund-4210	1,650,000	1,539,865



City of Modesto

Project #: 100861

UPP - Downtown Sewer Collection System Replacement



City of Modesto: 2024-28 Capital Improvement Program

UPP - Downtown Sewer Collection System Replacement

100861

Capital Un-sponsored

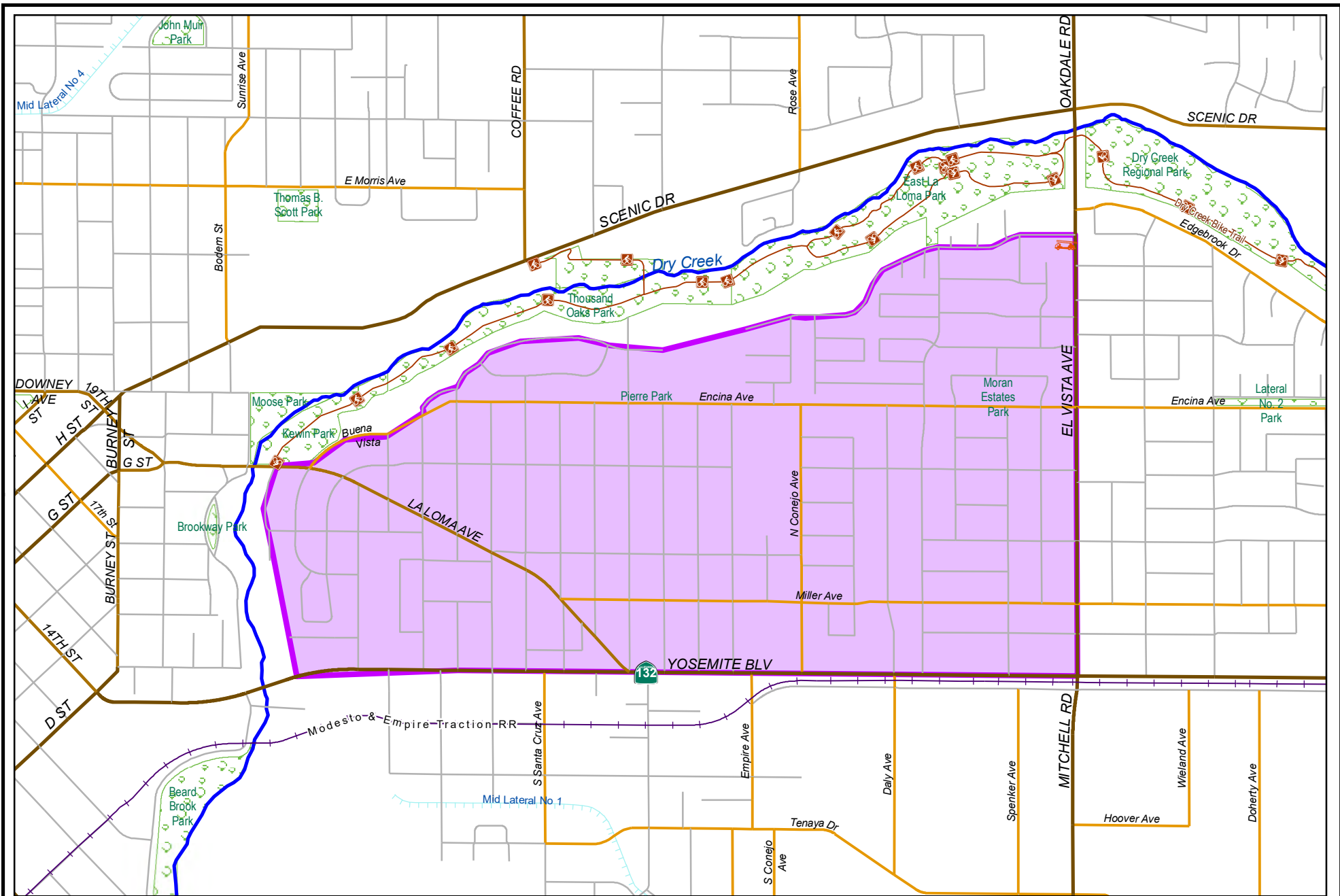
<i>Cost Center:</i> 49999	<i>Category:</i> Wastewater	<i>Start Date:</i> 2018
<i>Hosting Fund:</i> Sewer Operations Fund-4210	<i>Type Class:</i> Wastewater Utility	<i>End Date:</i> 2027
<i>Element Listing:</i> Comm Svcs & Fac	<i>Area:</i> Within City	<i>Status:</i> New
<i>Classification:</i> Improvements	<i>Manager:</i> Franco, Jesse	<i>Const. Code:</i> New or Future

Proj Desc: This project will provide funding to perform topographic survey and GIS coordination of the sewer system within the downtown to assist with sewer replacements. Engineering will then coordinate with Operations and the recent CCTV inspections to determine sections of replacement.

Proj Stat: Survey and design effort is anticipated to begin late Summer 2024, with phased construction to follow. First phase of construction anticipated FY 25/26.

Expenditures	Budget	Actual+Commit	Available	Prop. Inc./Dec. for 23-24	Budget+Prop. Inc./Dec.	Avail.+Prop. Inc./Dec.	24-25	25-26	26-27	27-28	Total Budgeted up to 2028
CA Construction Admin	80,000	0	80,000	0	80,000	80,000	0	0	0	0	80,000
CON Construction	1,000,000	0	1,000,000	0	1,000,000	1,000,000	0	0	0	0	1,000,000
CTGY-CIP Contingency - CIP	120,000	0	120,000	0	120,000	120,000	0	0	0	0	120,000
EDA Eng/Design/Admin	300,000	157,075	142,925	0	300,000	142,925	0	0	0	0	300,000
Expenditure Totals:	1,500,000	157,075	1,342,925	0	1,500,000	1,342,925	0	0	0	0	1,500,000

Fund Balance Required	Budget+Prop. Inc./Dec.	Available+Prop. Inc./Dec.
Sewer Operations Fund-4210	1,500,000	1,342,925



City of Modesto

Project #: 100916

UTL - La Loma Sewer



City of Modesto: 2024-28 Capital Improvement Program

UTL - La Loma Sewer

100916
Capital Un-sponsored

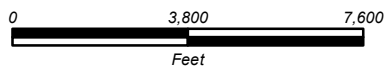
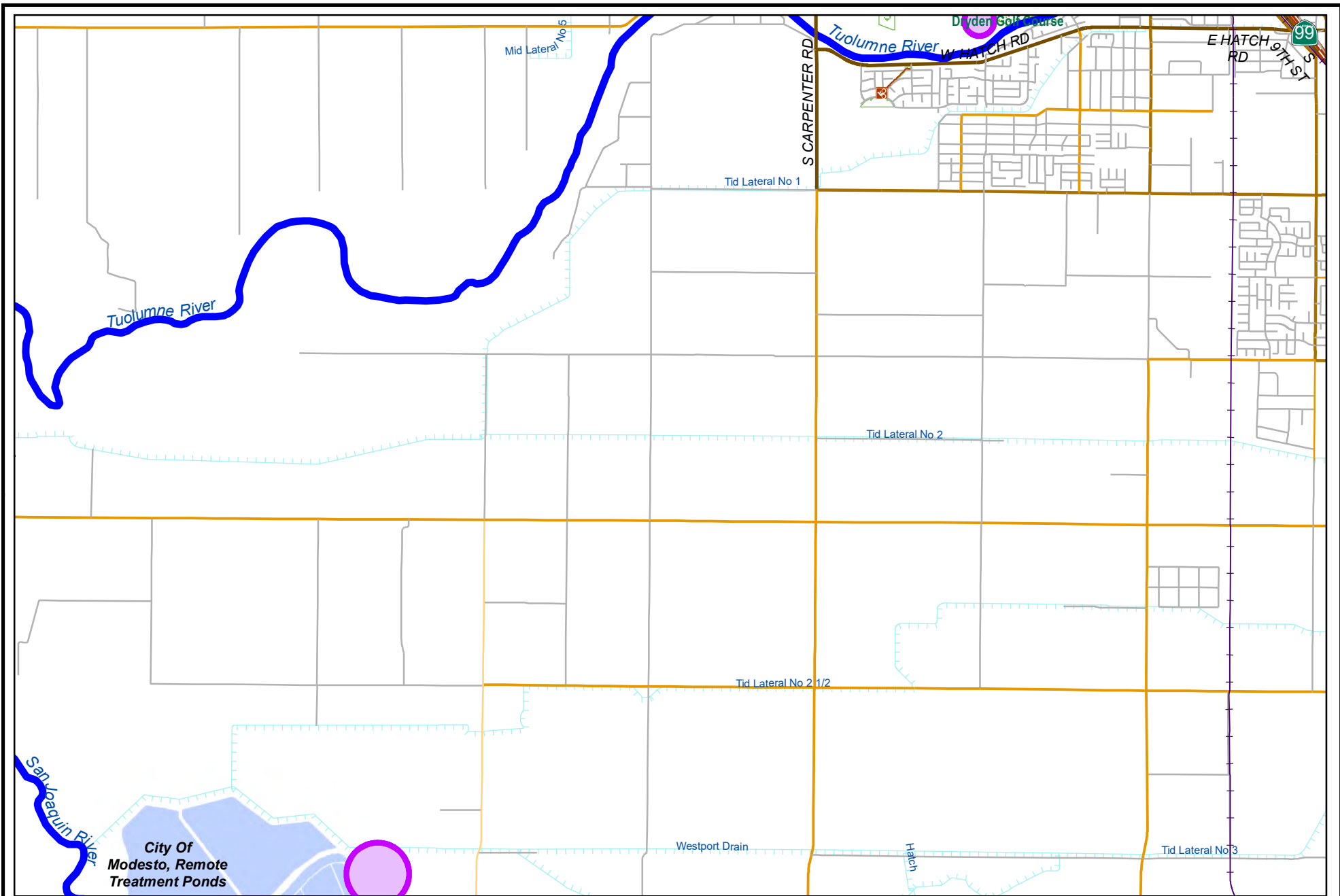
<i>Cost Center:</i> 49999	<i>Category:</i> Wastewater	<i>Start Date:</i> 2018
<i>Hosting Fund:</i> Sewer Operations Fund-4210	<i>Type Class:</i> Wastewater Utility	<i>End Date:</i> 2024
<i>Element Listing:</i> Comm Svcs & Fac	<i>Area:</i> Within City	<i>Status:</i> Active
<i>Classification:</i> Improvements	<i>Manager:</i> Franco, Jesse	<i>Const. Code:</i> New or Future

Proj Desc: This project will provide sewer main replacements within various locations throughout the La Loma Neighborhood, bounded by El Rio Avenue and El Vista Avenue, and Edgebrook Drive and Yosemite Boulevard. Locations to be provided by Wastewater Collections staff.

Proj Stat: Construction anticipated Summer of 2023.

Expenditures	Budget	Actual+Commit	Available	Prop. Inc./Dec. for 23-24	Budget+Prop. Inc./Dec.	Avail.+Prop. Inc./Dec.	24-25	25-26	26-27	27-28	Total Budgeted up to 2028
CA Construction Admin	90,000	23,819	66,181	0	90,000	66,181	0	0	0	0	90,000
CON Construction	550,000	0	550,000	0	550,000	550,000	0	0	0	0	550,000
CTGY-CIP Contingency - CIP	90,000	0	90,000	0	90,000	90,000	0	0	0	0	90,000
EDA Eng/Design/Admin	312,572	354,146	-41,574	0	312,572	-41,574	0	0	0	0	312,572
Expenditure Totals:	1,042,572	377,965	664,607	0	1,042,572	664,607	0	0	0	0	1,042,572

Fund Balance Required	Budget+Prop. Inc./Dec.	Available+Prop. Inc./Dec.
Sewer Operations Fund-4210	1,042,572	664,607



City of Modesto

Project #: 100931

UTL - Plant Structural Improvements



City of Modesto: 2024-28 Capital Improvement Program

UTL - Plant Structural Improvements

100931

Capital Un-sponsored

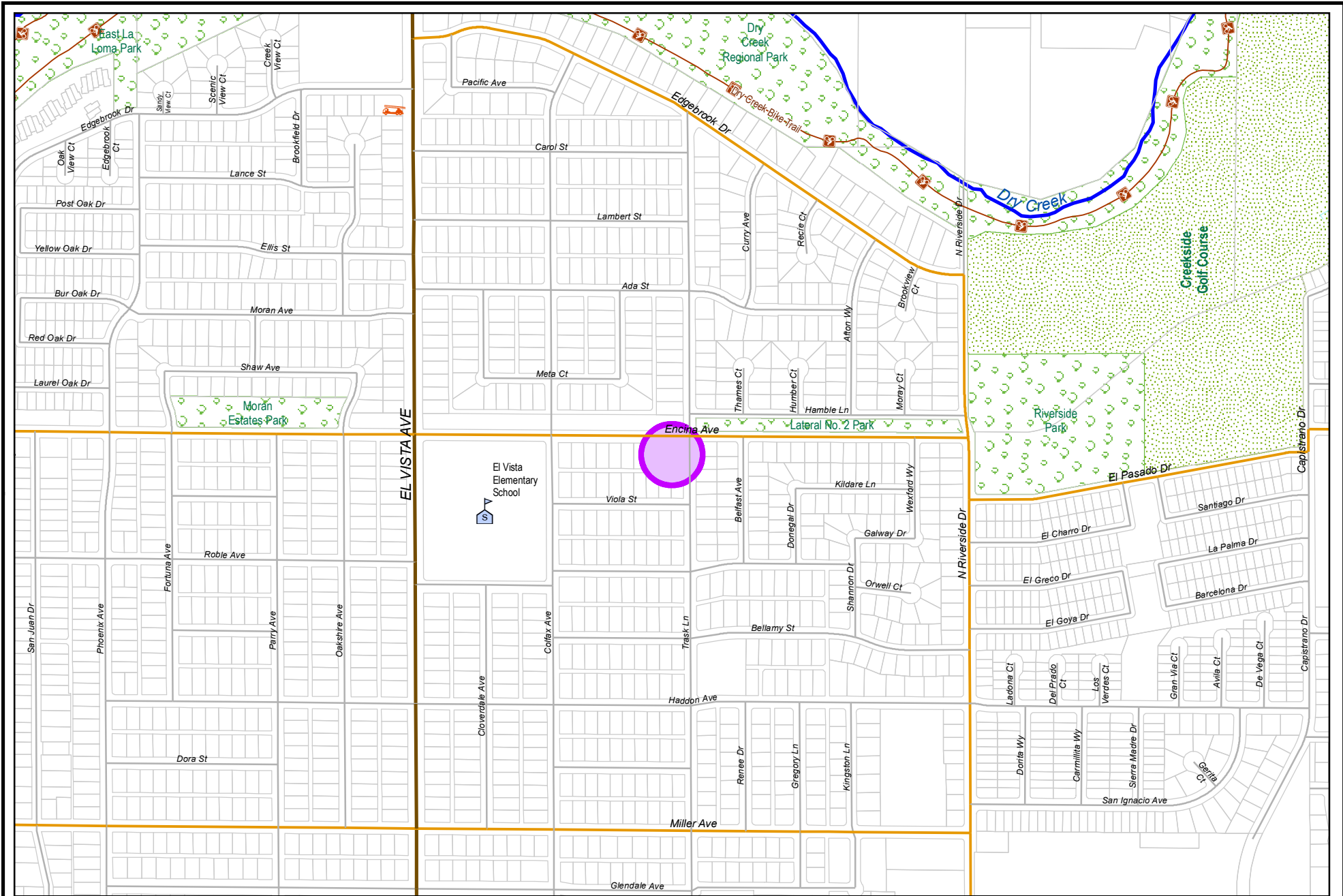
<i>Cost Center:</i> 49999	<i>Category:</i> Wastewater	<i>Start Date:</i> 2018
<i>Hosting Fund:</i> Sewer Operations Fund-4210	<i>Type Class:</i> Wastewater Utility	<i>End Date:</i> 2023
<i>Element Listing:</i> Comm Svcs & Fac	<i>Area:</i> Within City	<i>Status:</i> Active
<i>Classification:</i> Improvements	<i>Manager:</i> Franco, Jesse	<i>Const. Code:</i> Under Construction

Proj Desc: This project will provide structural repairs and improvements to Anaerobic Digesters No. 1 and 2 at the Sutter Plant.

Proj Stat: Construction to be completed by the end of 2023.

Expenditures	Budget	Actual+Commit	Available	Prop. Inc./Dec. for 23-24	Budget+Prop. Inc./Dec.	Avail.+Prop. Inc./Dec.	24-25	25-26	26-27	27-28	Total Budgeted up to 2028
CA Construction Admin	280,844	103,343	177,501	0	280,844	177,501	0	0	0	0	280,844
CON Construction	2,516,700	2,517,576	-876	0	2,516,700	-876	0	0	0	0	2,516,700
CTGY-CIP Contingency - CIP	302,004	0	302,004	0	302,004	302,004	0	0	0	0	302,004
EDA Eng/Design/Admin	221,647	170,746	50,901	0	221,647	50,901	0	0	0	0	221,647
Expenditure Totals:	3,321,195	2,791,665	529,530	0	3,321,195	529,530	0	0	0	0	3,321,195

Fund Balance Required	Budget+Prop. Inc./Dec.	Available+Prop. Inc./Dec.
Sewer Operations Fund-4210	3,321,195	529,530



City of Modesto

Project #: 100998

UPP - Encina Sewer Lift Station Replacement



City of Modesto: 2024-28 Capital Improvement Program

UPP - Encina Sewer Lift Station Replacement

100998

Capital Un-sponsored

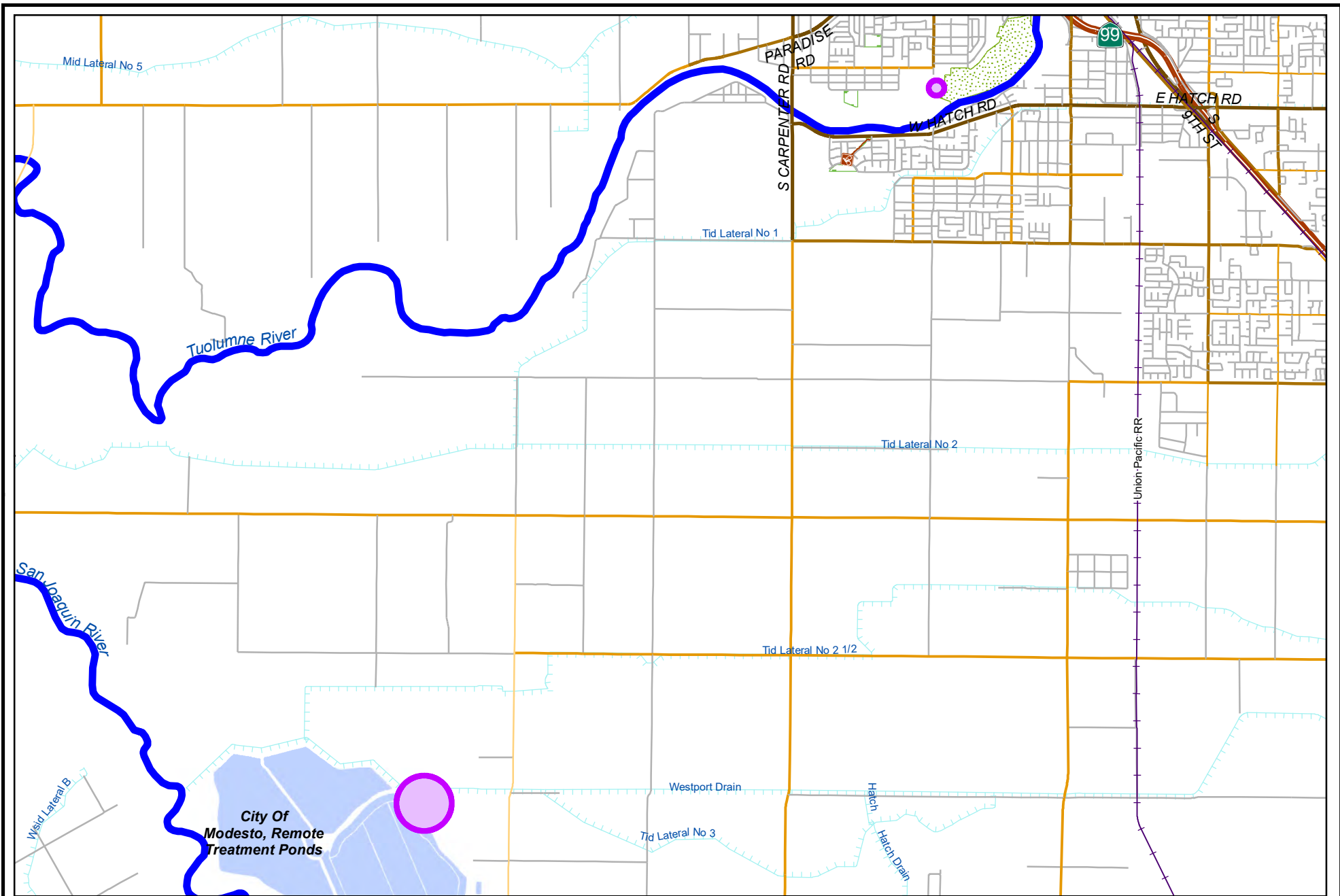
<i>Cost Center:</i> 49999	<i>Category:</i> Wastewater	<i>Start Date:</i> 2019
<i>Hosting Fund:</i> Sewer Operations Fund-4210	<i>Type Class:</i> Wastewater Utility	<i>End Date:</i> 2024
<i>Element Listing:</i> Comm Svcs & Fac	<i>Area:</i> Within City	<i>Status:</i> Active
<i>Classification:</i> Improvements	<i>Manager:</i> Franco, Jesse	<i>Const. Code:</i> New or Future

Proj Desc: This project will provide funding for the Encina Sewer Lift Station located near the southwest corner of Encina Avenue and Trask Lane. The existing lift station is located within the roadway making routine maintenance challenging. Lift Station will be relocated out of the street to an adjacent location within public right-of-way. Work for the project will consist of constructing a new submersible lift station with two submersible pumps.

Proj Stat: Design to begin late summer 2023. Construction anticipated fall 23/24.

Expenditures	Budget	Actual+Commit	Available	Prop. Inc./Dec. for 23-24	Budget+Prop. Inc./Dec.	Avail.+Prop. Inc./Dec.	24-25	25-26	26-27	27-28	Total Budgeted up to 2028
CA Construction Admin	70,000	0	70,000	0	70,000	70,000	0	0	0	0	70,000
CON Construction	1,032,000	0	1,032,000	0	1,032,000	1,032,000	0	0	0	0	1,032,000
CTGY-CIP Contingency - CIP	119,105	0	119,105	0	119,105	119,105	0	0	0	0	119,105
EDA Eng/Design/Admin	93,506	8,497	85,009	0	93,506	85,009	0	0	0	0	93,506
Expenditure Totals:	1,314,611	8,497	1,306,114	0	1,314,611	1,306,114	0	0	0	0	1,314,611

Fund Balance Required	Budget+Prop. Inc./Dec.	Available+Prop. Inc./Dec.
Sewer Operations Fund-4210	1,314,611	1,306,114



City of Modesto

Project #: 101004

UPP - Wastewater Building Upgrades



City of Modesto: 2024-28 Capital Improvement Program

UPP - Wastewater Building Upgrades

101004
Capital Un-sponsored

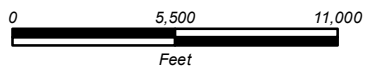
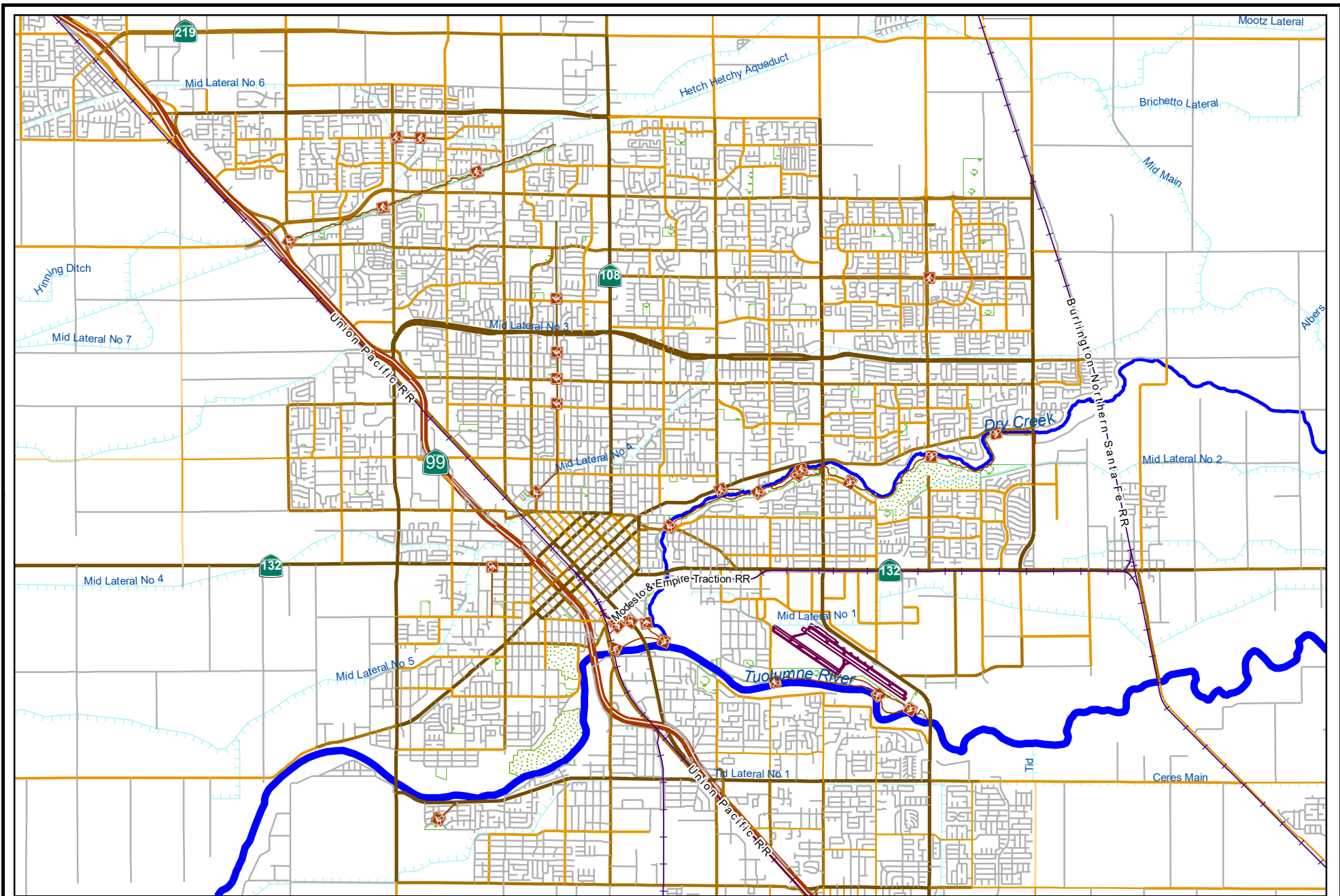
<i>Cost Center:</i> 49999	<i>Category:</i> Wastewater	<i>Start Date:</i> 2018
<i>Hosting Fund:</i> Sewer Operations Fund-4210	<i>Type Class:</i> Wastewater Utility	<i>End Date:</i> 2022
<i>Element Listing:</i> Comm Svcs & Fac	<i>Area:</i> Within City	<i>Status:</i> Active
<i>Classification:</i> Improvements	<i>Manager:</i> Franco, Jesse	<i>Const. Code:</i> Construction Completed

Proj Desc: This project will provide funding for upgrades to existing buildings at the Wastewater Plants including the MCC buildings and the Jennings Lab.

Proj Stat: Construction Completed.

Expenditures	Budget	Actual+Commit	Available	Prop. Inc./Dec. for 23-24	Budget+Prop. Inc./Dec.	Avail.+Prop. Inc./Dec.	24-25	25-26	26-27	27-28	Total Budgeted up to 2028
CA Construction Admin	110,000	108,929	1,071	0	110,000	1,071	0	0	0	0	110,000
CON Construction	932,650	769,000	163,650	0	932,650	163,650	0	0	0	0	932,650
CTGY-CIP Contingency - CIP	115,350	85,000	30,350	0	115,350	30,350	0	0	0	0	115,350
EDA Eng/Design/Admin	114,000	109,005	4,995	0	114,000	4,995	0	0	0	0	114,000
Expenditure Totals:	1,272,000	1,071,934	200,066	0	1,272,000	200,066	0	0	0	0	1,272,000

Fund Balance Required	Budget+Prop. Inc./Dec.	Available+Prop. Inc./Dec.
Sewer Operations Fund-4210	1,272,000	200,066



City of Modesto

Project #: 101090

UTL - 2018-2019 Lift Station Improv



City of Modesto: 2024-28 Capital Improvement Program

UTL - 2018-2019 Lift Station Improv

101090

Capital Un-sponsored

<i>Cost Center:</i> 49999	<i>Category:</i> Wastewater	<i>Start Date:</i> 2020
<i>Hosting Fund:</i> Sewer Operations Fund-4210	<i>Type Class:</i> Wastewater Utility	<i>End Date:</i> 2024
<i>Element Listing:</i> Comm Svcs & Fac	<i>Area:</i> Within City	<i>Status:</i> Active
<i>Classification:</i> Improvements	<i>Manager:</i> Franco, Jesse	<i>Const. Code:</i> New or Future

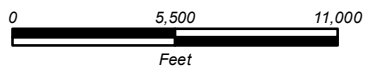
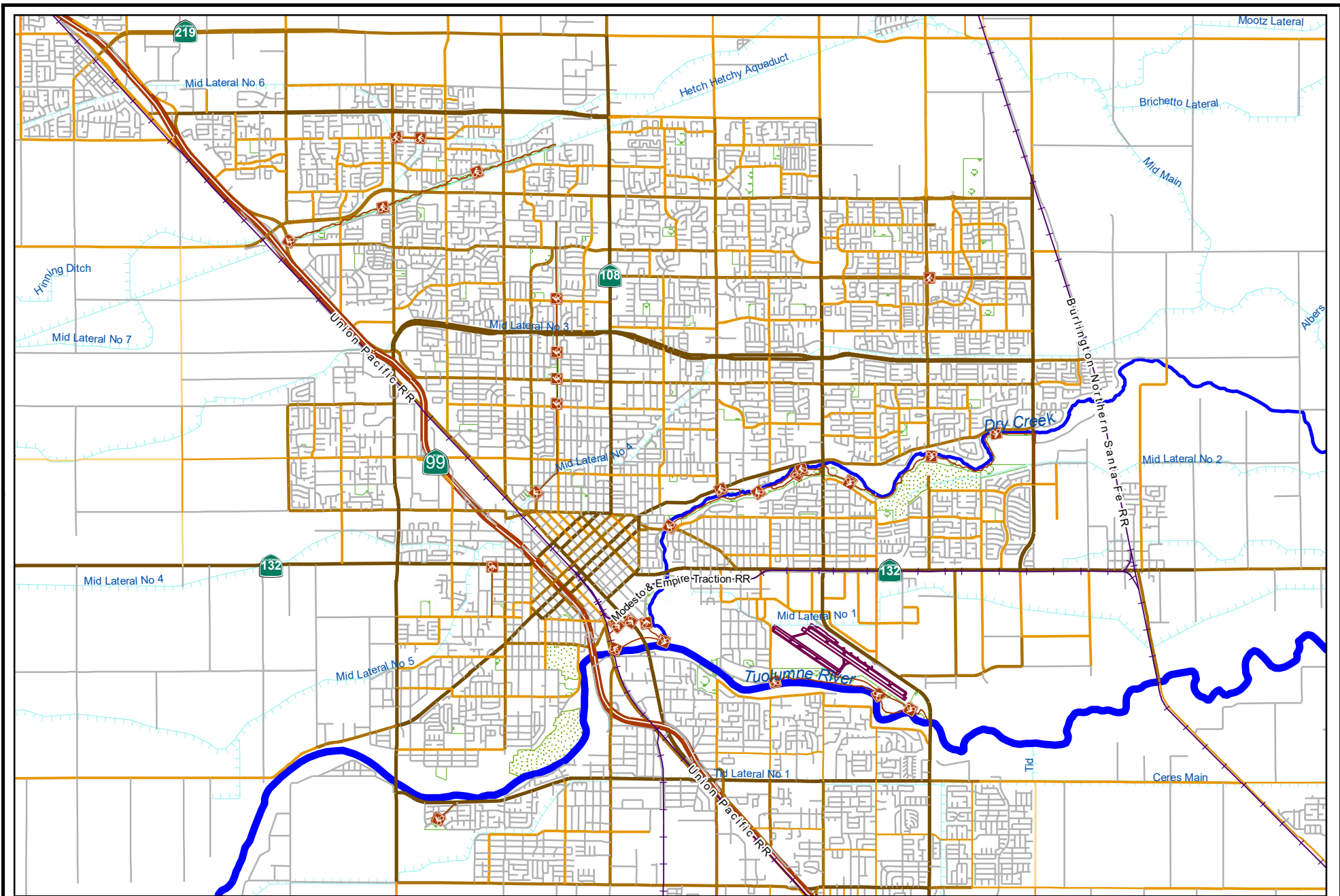
Proj Desc: This project will provide improvements to Codoni lift station. Improvements will include installation of new submersible pumps and associated valves and piping, as well as necessary electrical improvements.

Proj Stat: Construction to begin Spring 2024.

Expenditures	Budget	Actual+Commit	Available	Prop. Inc./Dec. for 23-24	Budget+Prop. Inc./Dec.	Avail.+Prop. Inc./Dec.	24-25	25-26	26-27	27-28	Total Budgeted up to 2028
CA Construction Admin	88,595	447	88,148	0	88,595	88,148	0	0	0	0	88,595
CON Construction	885,952	0	885,952	0	885,952	885,952	0	0	0	0	885,952
CTGY-CIP Contingency - CIP	88,595	0	88,595	0	88,595	88,595	0	0	0	0	88,595
EDA Eng/Design/Admin	132,893	50,878	82,015	0	132,893	82,015	0	0	0	0	132,893
Expenditure Totals:	1,196,035	51,324	1,144,711	0	1,196,035	1,144,711	0	0	0	0	1,196,035

Fund Balance Required

Sewer Operations Fund-4210	1,196,035	1,144,711
----------------------------	-----------	-----------



City of Modesto

Project #: 101091

UTL - 2018-2019 Sewer Replacement



City of Modesto: 2024-28 Capital Improvement Program

UTL - 2018-2019 Sewer Replacement (suspended)

101091

Capital Un-sponsored

<i>Cost Center:</i> 49999	<i>Category:</i> Wastewater	<i>Start Date:</i> 2020
<i>Hosting Fund:</i> Sewer Operations Fund-4210	<i>Type Class:</i> Wastewater Utility	<i>End Date:</i> 2022
<i>Element Listing:</i> Comm Svcs & Fac	<i>Area:</i> Within City	<i>Status:</i> Active
<i>Classification:</i> Improvements	<i>Manager:</i> Franco, Jesse	<i>Const. Code:</i> Construction Completed

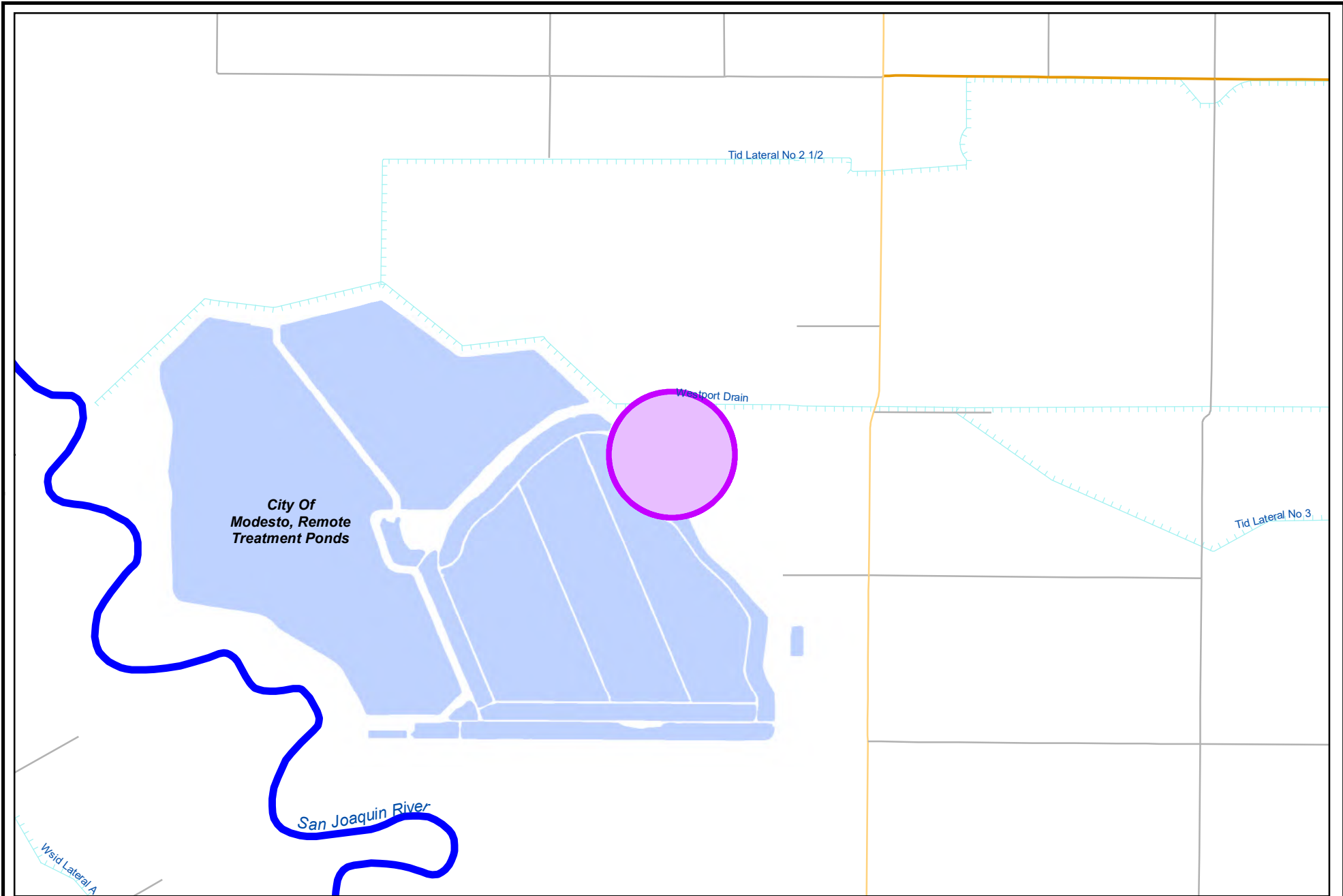
Proj Desc: This project will address sewer collection maintenance issue within various locations throughout the City and provide necessary sewer replacements. Locations to be provided by Wastewater Collections staff.

Proj Stat: Under Warranty.

Expenditures	Budget	Actual+Commit	Available	Prop. Inc./Dec. for 23-24	Budget+Prop. Inc./Dec.	Avail.+Prop. Inc./Dec.	24-25	25-26	26-27	27-28	Total Budgeted up to 2028
CA Construction Admin	86,382	65,127	21,255	0	86,382	21,255	0	0	0	0	86,382
CON Construction	863,822	370,189	493,633	0	863,822	493,633	0	0	0	0	863,822
CTGY-CIP Contingency - CIP	86,382	0	86,382	0	86,382	86,382	0	0	0	0	86,382
EDA Eng/Design/Admin	129,574	50,846	78,728	0	129,574	78,728	0	0	0	0	129,574
Expenditure Totals:	1,166,160	486,161	679,999	0	1,166,160	679,999	0	0	0	0	1,166,160

Fund Balance Required

Sewer Operations Fund-4210	Budget+Prop. Inc./Dec.	Available+Prop. Inc./Dec.
	1,166,160	679,999



City of Modesto

Project #: 101092

UTL - Caustic Soda Handling Facility



City of Modesto: 2024-28 Capital Improvement Program

UTL - Caustic Soda Handling Facility

101092

Capital Un-sponsored

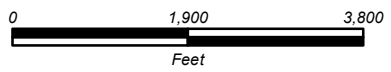
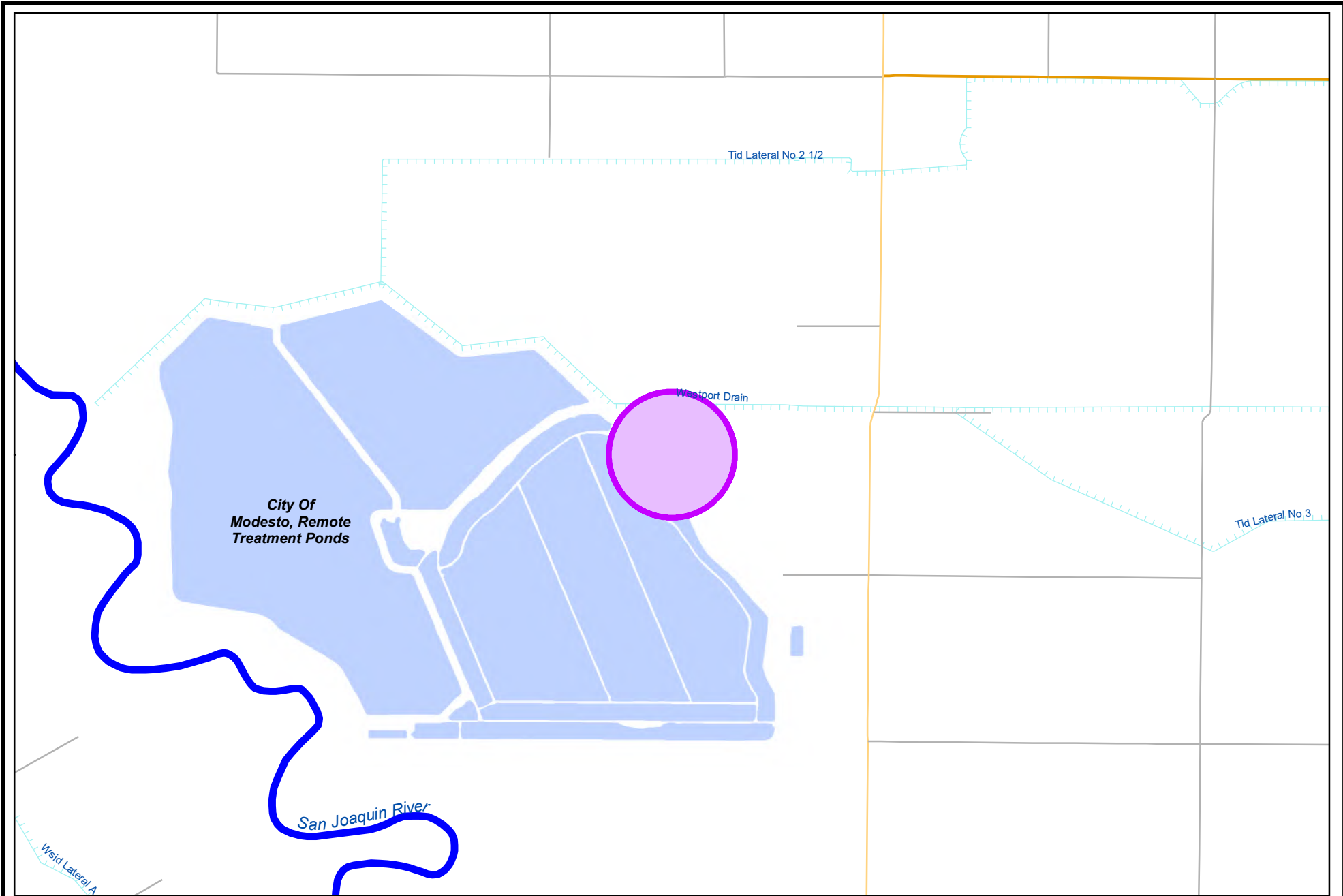
<i>Cost Center:</i> 49999	<i>Category:</i> Wastewater	<i>Start Date:</i> 2019
<i>Hosting Fund:</i> Sewer Operations Fund-4210	<i>Type Class:</i> Wastewater Utility	<i>End Date:</i> 2024
<i>Element Listing:</i> Comm Svcs & Fac	<i>Area:</i> Within City	<i>Status:</i> Active
<i>Classification:</i> Improvements	<i>Manager:</i> Franco, Jesse	<i>Const. Code:</i> New or Future

Proj Desc: This project will provide funding for a storage and handling facility for the caustic soda materials for Tertiary Treatment at the Jennings Plant. New facility would include building, tanks, piping, secondary containment, and all appurtenances.

Proj Stat: In design, the design is anticipated to be completed by the Winter of 2024 and construction to begin in late 2023.

Expenditures	Budget	Actual+Commit	Available	Prop. Inc./Dec. for 23-24	Budget+Prop. Inc./Dec.	Avail.+Prop. Inc./Dec.	24-25	25-26	26-27	27-28	Total Budgeted up to 2028
CA Construction Admin	190,000	0	190,000	0	190,000	190,000	0	0	0	0	190,000
CON Construction	1,965,000	0	1,965,000	0	1,965,000	1,965,000	0	0	0	0	1,965,000
CTGY-CIP Contingency - CIP	250,000	0	250,000	0	250,000	250,000	0	0	0	0	250,000
EDA Eng/Design/Admin	811,250	727,930	83,320	0	811,250	83,320	0	0	0	0	811,250
Expenditure Totals:	3,216,250	727,930	2,488,320	0	3,216,250	2,488,320	0	0	0	0	3,216,250

Fund Balance Required	Budget+Prop. Inc./Dec.	Available+Prop. Inc./Dec.
Sewer Operations Fund-4210	3,216,250	2,488,320



City of Modesto

Project #: 101093

UTL - Jennings Well Treatment Improvements



City of Modesto: 2024-28 Capital Improvement Program

UTL - Jennings Well Treatment Improvements

101093

Capital Un-sponsored

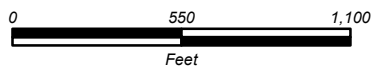
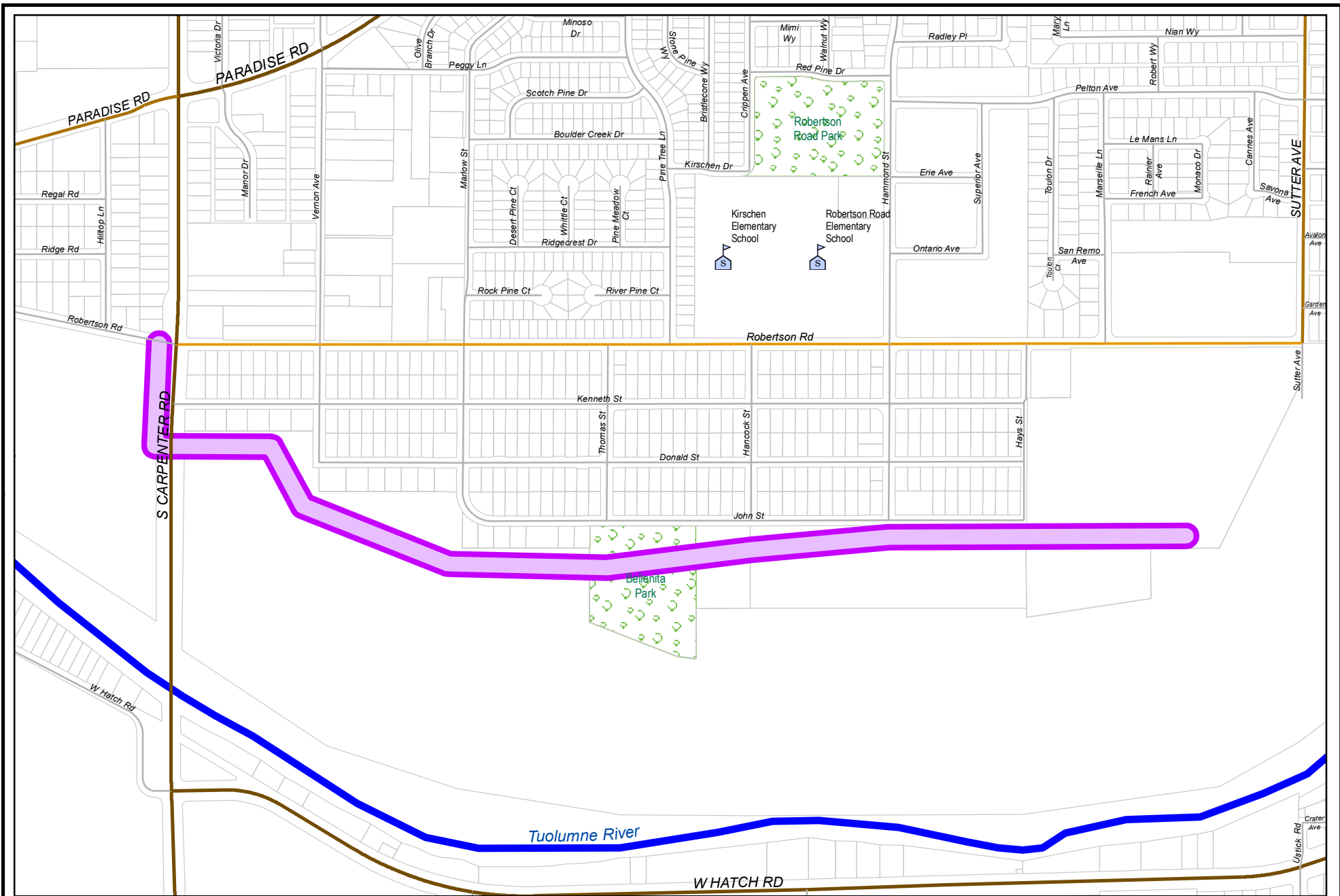
<i>Cost Center:</i> 49999	<i>Category:</i> Wastewater	<i>Start Date:</i> 2019
<i>Hosting Fund:</i> Sewer Operations Fund-4210	<i>Type Class:</i> Wastewater Utility	<i>End Date:</i> 2024
<i>Element Listing:</i> Comm Svcs & Fac	<i>Area:</i> Within City	<i>Status:</i> Active
<i>Classification:</i> Improvements	<i>Manager:</i> Franco, Jesse	<i>Const. Code:</i> New or Future

Proj Desc: This project will provide funding to install treatment improvements for the Jennings Potable Well. Currently the well exceeds manganese levels which requires treatment in order to reduce levels to meet State regulations. Improvements to include treatment system and all necessary equipment and appurtenances.

Proj Stat: Design effort is currently underway. Construction is anticipated in FY 23/24.

Expenditures	Budget	Actual+Commit	Available	Prop. Inc./Dec. for 23-24	Budget+Prop. Inc./Dec.	Avail.+Prop. Inc./Dec.	24-25	25-26	26-27	27-28	Total Budgeted up to 2028
CA Construction Admin	15,000	0	15,000	0	15,000	15,000	0	0	0	0	15,000
CCF City Construct Force	15,000	5,861	9,139	0	15,000	9,139	0	0	0	0	15,000
CON Construction	85,000	0	85,000	0	85,000	85,000	0	0	0	0	85,000
CTGY-CIP Contingency - CIP	25,000	0	25,000	0	25,000	25,000	0	0	0	0	25,000
EDA Eng/Design/Admin	320,000	275,658	44,342	0	320,000	44,342	0	0	0	0	320,000
Expenditure Totals:	460,000	281,519	178,481	0	460,000	178,481	0	0	0	0	460,000

Fund Balance Required	Budget+Prop. Inc./Dec.	Available+Prop. Inc./Dec.
Sewer Operations Fund-4210	460,000	178,481



City of Modesto

Project #: 101094

UTL - West Trunk Rehabilitation



City of Modesto: 2024-28 Capital Improvement Program

UTL - West Trunk Rehabilitation

101094
Capital Un-sponsored

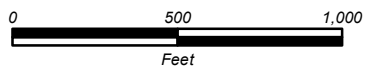
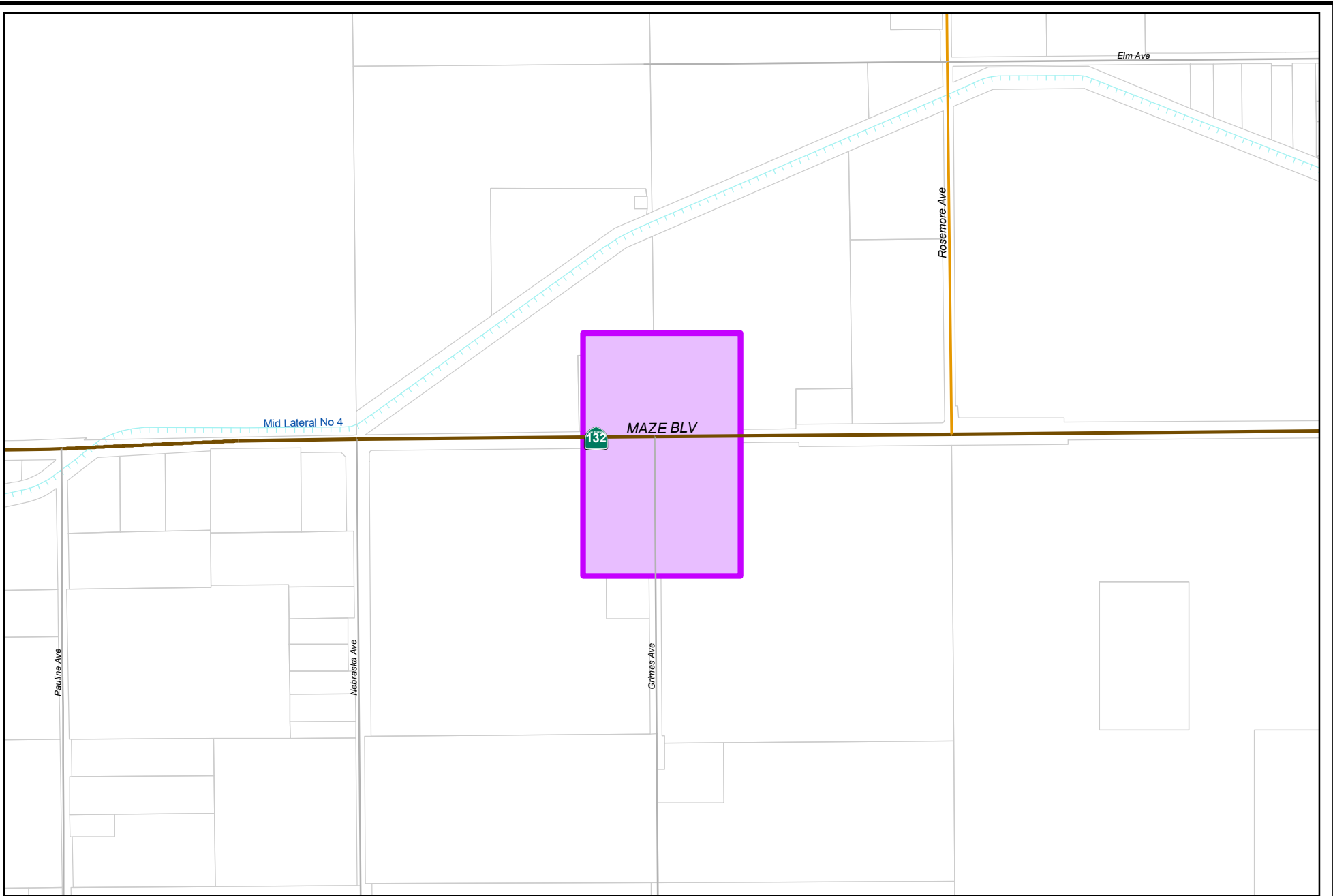
<i>Cost Center:</i> 49999	<i>Category:</i> Wastewater	<i>Start Date:</i> 2020
<i>Hosting Fund:</i> Sewer Operations Fund-4210	<i>Type Class:</i> Wastewater Utility	<i>End Date:</i> 2024
<i>Element Listing:</i> Comm Svcs & Fac	<i>Area:</i> Within City	<i>Status:</i> Active
<i>Classification:</i> Improvements	<i>Manager:</i> Franco, Jesse	<i>Const. Code:</i> New or Future

Proj Desc: This project will provide funding to rehabilitate the existing West Trunk from the Sutter Plant to Kansas Avenue, using pipe relining methods to protect sewer trunk line from corrosion.

Proj Stat: Project in design, Construction anticipated to begin at the end of 2023.

Expenditures	Budget	Actual+Commit	Available	Prop. Inc./Dec. for 23-24	Budget+Prop. Inc./Dec.	Avail.+Prop. Inc./Dec.	24-25	25-26	26-27	27-28	Total Budgeted up to 2028
CA Construction Admin	480,000	1,368	478,632	0	480,000	478,632	0	0	0	0	480,000
CON Construction	5,370,000	0	5,370,000	0	5,370,000	5,370,000	0	0	0	0	5,370,000
CTGY-CIP Contingency - CIP	410,000	0	410,000	0	410,000	410,000	0	0	0	0	410,000
EDA Eng/Design/Admin	1,300,000	1,225,416	74,584	0	1,300,000	74,584	0	0	0	0	1,300,000
Expenditure Totals:	7,560,000	1,226,784	6,333,216	0	7,560,000	6,333,216	0	0	0	0	7,560,000

Fund Balance Required	Budget+Prop. Inc./Dec.	Available+Prop. Inc./Dec.
Sewer Operations Fund-4210	7,560,000	6,333,216



City of Modesto

Project #: 101102

UTL - West Trunk Crossing HWY 132



City of Modesto: 2024-28 Capital Improvement Program

UTL - West Trunk Crossing HWY 132

101102

Capital Un-sponsored

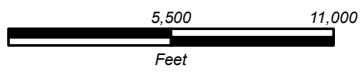
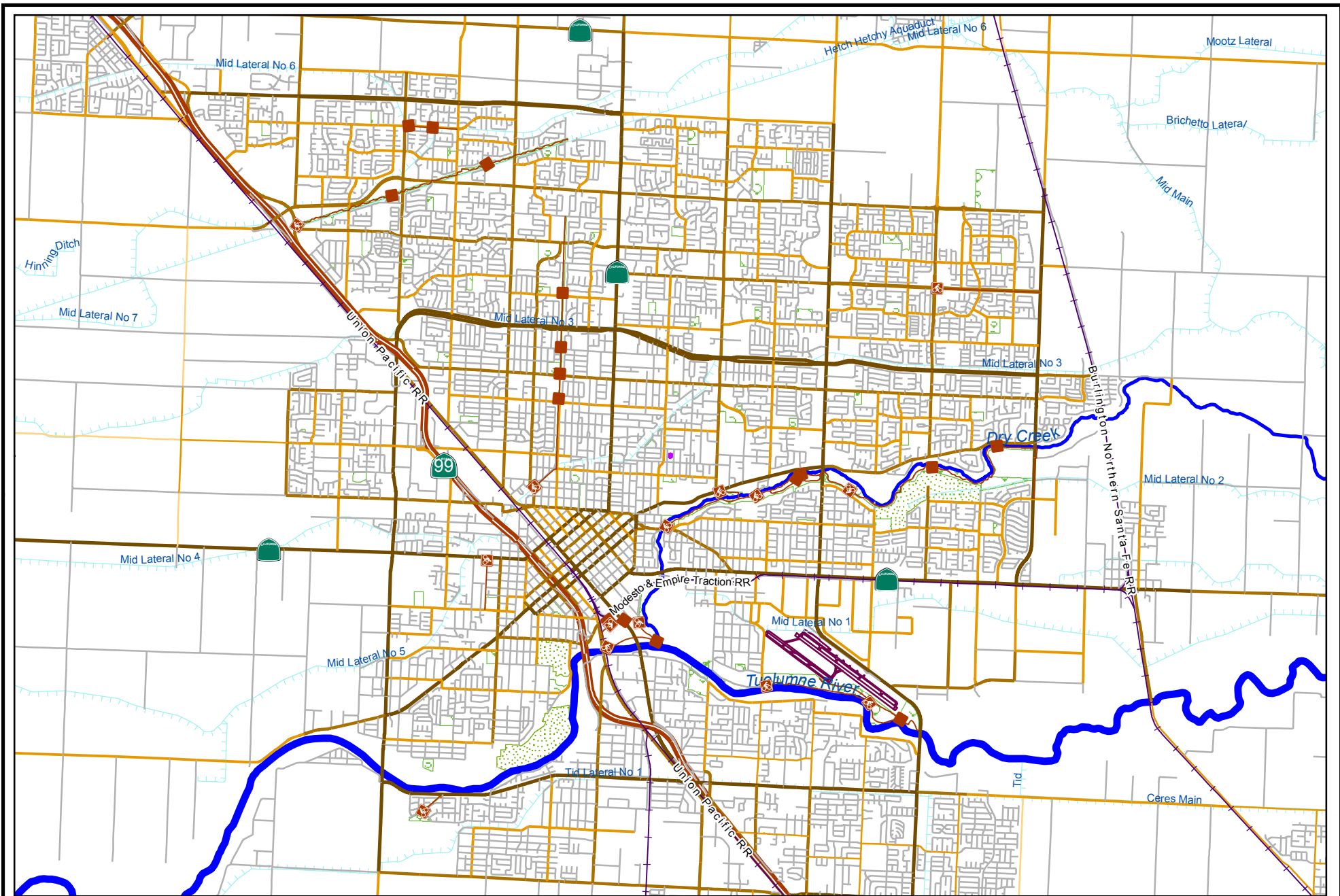
<i>Cost Center:</i> 49999	<i>Category:</i> Wastewater	<i>Start Date:</i> 2019
<i>Hosting Fund:</i> Sewer Operations Fund-4210	<i>Type Class:</i> Wastewater Utility	<i>End Date:</i> 2026
<i>Element Listing:</i> Comm Svcs & Fac	<i>Area:</i> Within City	<i>Status:</i> Active
<i>Classification:</i> Improvements	<i>Manager:</i> Franco, Jesse	<i>Const. Code:</i> Construction Completed

Proj Desc: Project will replace the west trunk at the proposed HWY 132 crossing.

Proj Stat: Under Warranty

Expenditures	Budget	Actual+Commit	Available	Prop. Inc./Dec. for 23-24	Budget+Prop. Inc./Dec.	Avail.+Prop. Inc./Dec.	24-25	25-26	26-27	27-28	Total Budgeted up to 2028
CA Construction Admin	136,000	0	136,000	0	136,000	136,000	0	0	0	0	136,000
CON Construction	1,700,000	1,344,092	355,908	0	1,700,000	355,908	0	0	0	0	1,700,000
CTGY-CIP Contingency - CIP	136,000	0	136,000	0	136,000	136,000	0	0	0	0	136,000
EDA Eng/Design/Admin	155,000	154,814	186	0	155,000	186	0	0	0	0	155,000
Expenditure Totals:	2,127,000	1,498,906	628,094	0	2,127,000	628,094	0	0	0	0	2,127,000

Fund Balance Required	Budget+Prop. Inc./Dec.	Available+Prop. Inc./Dec.
Sewer Operations Fund-4210	2,127,000	628,094



City of Modesto

Project #: 101103

UTL - River Trunk Section Repair



City of Modesto: 2024-28 Capital Improvement Program

UTL - River Trunk Section Repair

101103

Capital Un-sponsored

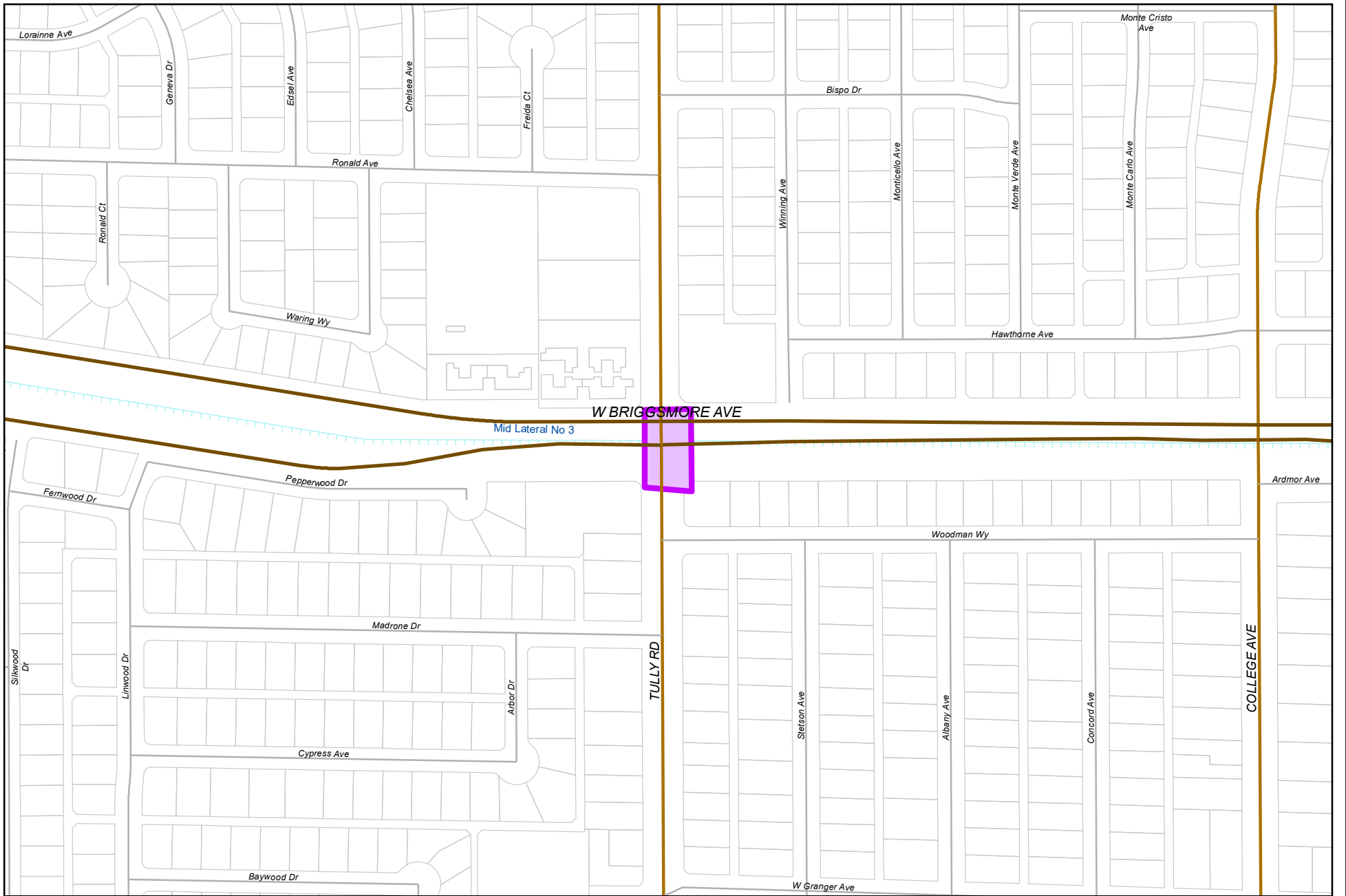
<i>Cost Center:</i> 49999	<i>Category:</i> Wastewater	<i>Start Date:</i> 2018
<i>Hosting Fund:</i> Sewer Operations Fund-4210	<i>Type Class:</i> Wastewater Utility	<i>End Date:</i> 2024
<i>Element Listing:</i> Comm Svcs & Fac	<i>Area:</i> Within City	<i>Status:</i> New
<i>Classification:</i> Improvements	<i>Manager:</i> Franco, Jesse	<i>Const. Code:</i> New or Future

Proj Desc: Replace approximately 5,200 ft of damaged and temporary fixed river trunk and soil remediation.

Proj Stat: Design to begin Summer 2023. Construction anticipated Summer 2024.

Expenditures	Budget	Actual+Commit	Available	Prop. Inc./Dec. for 23-24	Budget+Prop. Inc./Dec.	Avail.+Prop. Inc./Dec.	24-25	25-26	26-27	27-28	Total Budgeted up to 2028
CA Construction Admin	100,000	0	100,000	0	100,000	100,000	0	0	0	0	100,000
CON Construction	1,000,000	0	1,000,000	0	1,000,000	1,000,000	0	0	0	0	1,000,000
CTGY-CIP Contingency - CIP	100,000	0	100,000	0	100,000	100,000	0	0	0	0	100,000
EDA Eng/Design/Admin	100,000	0	100,000	0	100,000	100,000	0	0	0	0	100,000
Expenditure Totals:	1,300,000	0	1,300,000	0	1,300,000	1,300,000	0	0	0	0	1,300,000

Fund Balance Required	Budget+Prop. Inc./Dec.	Available+Prop. Inc./Dec.
Sewer Operations Fund-4210	1,300,000	1,300,000



City of Modesto

Project #: 101201

UTL - Sewer Line Replacement - Tully and Briggsmore



City of Modesto: 2024-28 Capital Improvement Program

UTL - Sewer Line Replacment - Tully and Briggsmore

101201
Capital Un-sponsored

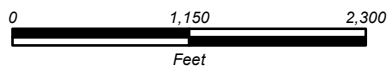
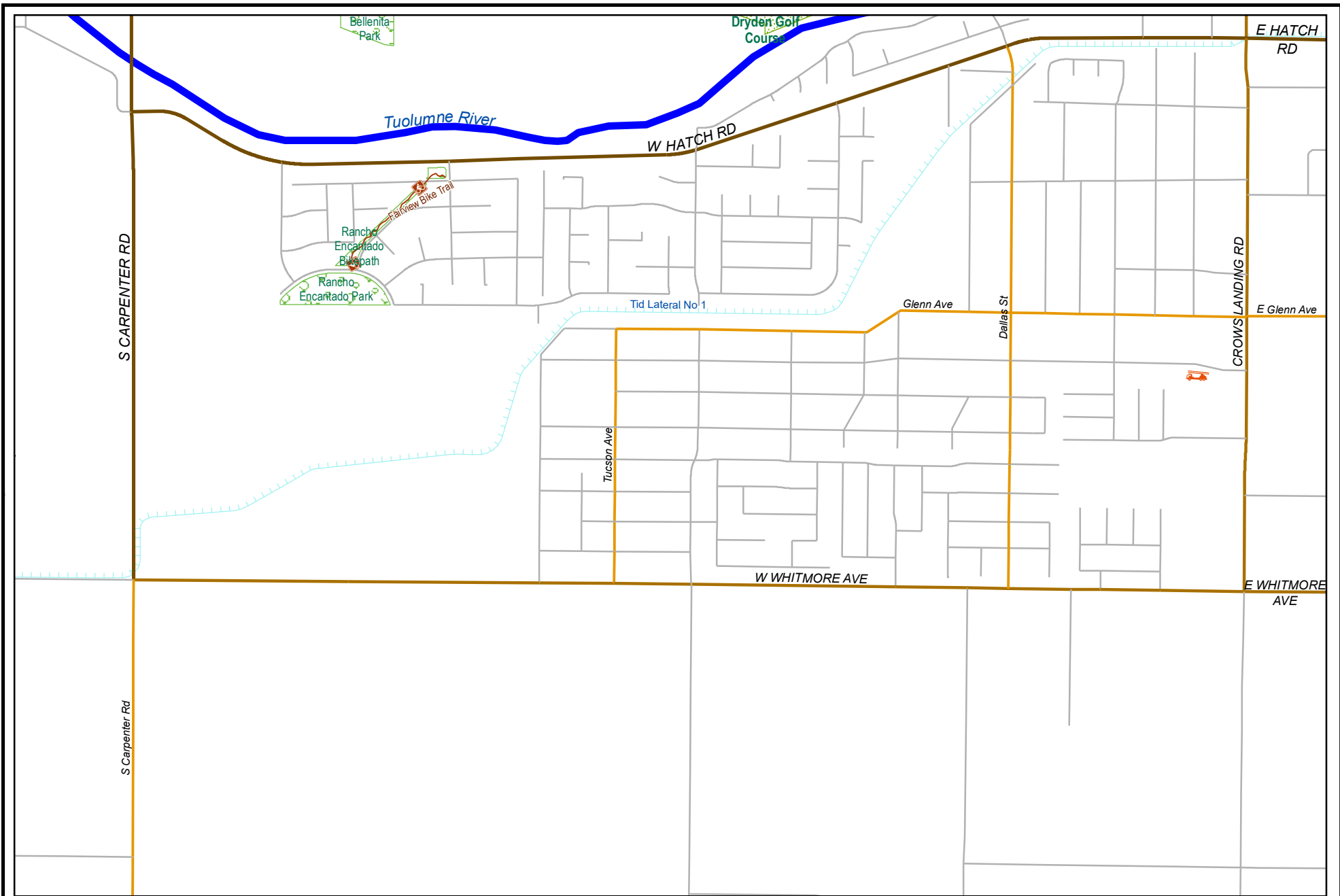
<i>Cost Center:</i> 49999	<i>Category:</i> Wastewater	<i>Start Date:</i> 2018
<i>Hosting Fund:</i> Sewer Operations Fund-4210	<i>Type Class:</i> Wastewater Utility	<i>End Date:</i> 2023
<i>Element Listing:</i> Comm Svcs & Fac	<i>Area:</i> System Wide	<i>Status:</i> New
<i>Classification:</i> Maintenance	<i>Manager:</i> Ciotau, Cristian C	<i>Const. Code:</i> To be Closed

Proj Desc: This CIP will replace a segment of the existing sewer line (approximately 110 LF) located in Tully and Briggsmore. The existing rubberized 30" diameter steel pipe is running at 90% capacity and the rubberized liner is deteriorating and falling off. The existing line will be replaced with a new sewer line in accordance with City standard specifications.

Proj Stat: New

Expenditures	Budget	Actual+Commit	Available	Prop. Inc./Dec. for 23-24	Budget+Prop. Inc./Dec.	Avail.+Prop. Inc./Dec.	24-25	25-26	26-27	27-28	Total Budgeted up to 2028
CA Construction Admin	35,000	0	35,000	0	35,000	35,000	0	0	0	0	35,000
CON Construction	300,000	0	300,000	0	300,000	300,000	0	0	0	0	300,000
CTGY-CIP Contingency - CIP	40,000	0	40,000	0	40,000	40,000	0	0	0	0	40,000
EDA Eng/Design/Admin	45,000	35,375	9,626	0	45,000	9,626	0	0	0	0	45,000
Expenditure Totals:	420,000	35,375	384,626	0	420,000	384,626	0	0	0	0	420,000

Fund Balance Required	Budget+Prop. Inc./Dec.	Available+Prop. Inc./Dec.
Sewer Operations Fund-4210	420,000	384,626



City of Modesto

Project #: 101202

UTL - ATS Replacement - Sutter WWTP



City of Modesto: 2024-28 Capital Improvement Program

UTL - ATS Replacement - Sutter WWTP

101202

Capital Un-sponsored

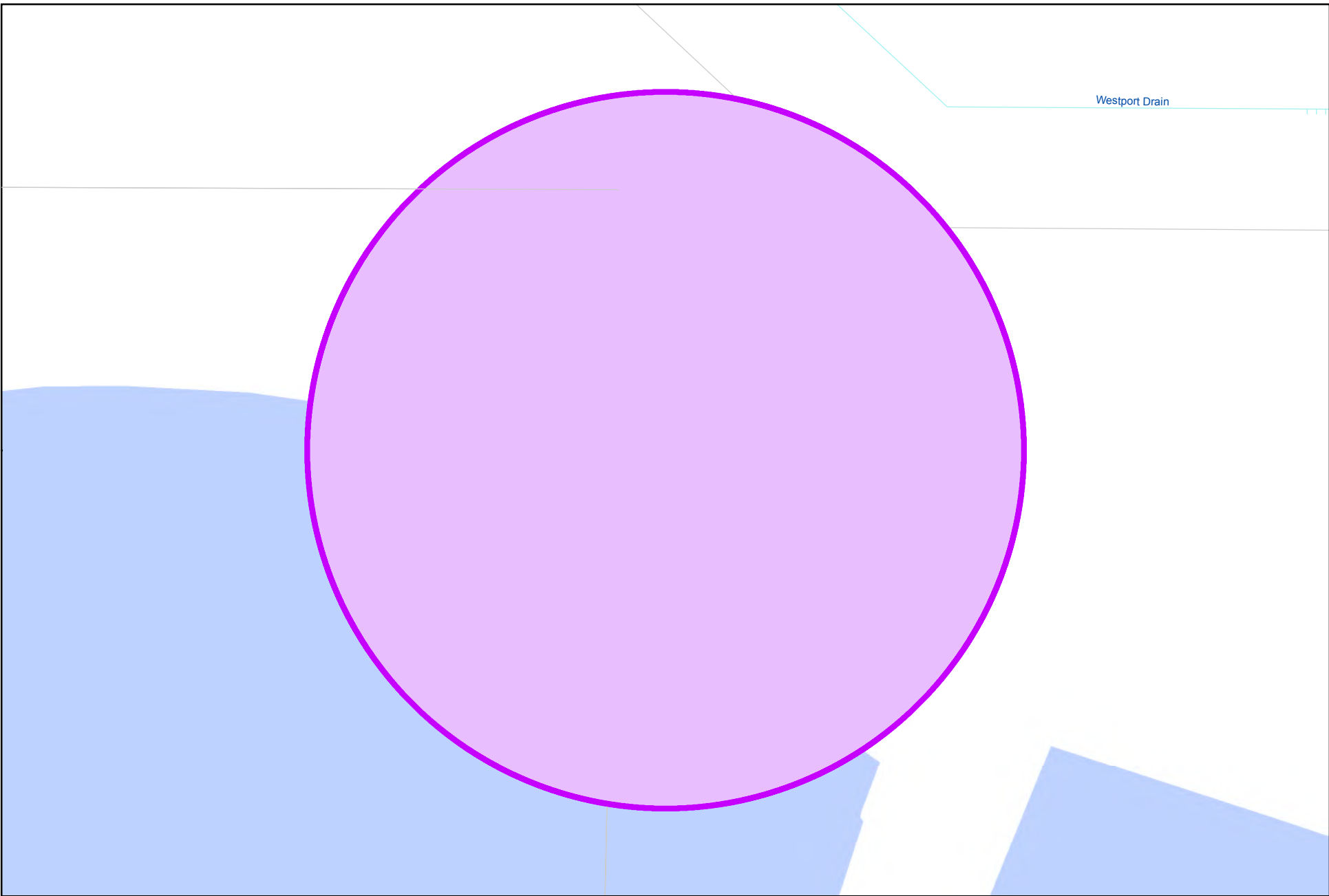
<i>Cost Center:</i> 49999	<i>Category:</i> Wastewater	<i>Start Date:</i> 2020
<i>Hosting Fund:</i> Sewer Operations Fund-4210	<i>Type Class:</i> Wastewater Utility	<i>End Date:</i> 2023
<i>Element Listing:</i> Comm Svcs & Fac	<i>Area:</i> System Wide	<i>Status:</i> Active
<i>Classification:</i> Replacement	<i>Manager:</i> Ciotau, Cristian C	<i>Const. Code:</i> Under Construction

Proj Desc: The existing Automatic Transfer Switches (ATS) that are currently in use at the City Sutter Wastewater Treatment Plant (WWTP) are old and obsolete and are no longer supported for parts and maintenance by the manufacturer. Due to these reasons, as well as the ATS's importance in a critical and safe operation at the WWTP, this project will replace the five existing ATSS with new up to date ATSS.

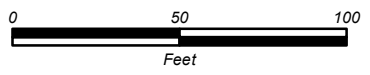
Proj Stat: Construction to be completed by the end of FY 22-23.

Expenditures	Budget	Actual+Commit	Available	Prop. Inc./Dec. for 23-24	Budget+Prop. Inc./Dec.	Avail.+Prop. Inc./Dec.	24-25	25-26	26-27	27-28	Total Budgeted up to 2028
CA Construction Admin	72,779	17,783	54,996	0	72,779	54,996	0	0	0	0	72,779
CC Consultant Charges	0	0	0	0	0	0	0	0	0	0	0
CON Construction	606,491	606,491	0	0	606,491	0	0	0	0	0	606,491
CTGY-CIP Contingency - CIP	72,779	0	72,779	0	72,779	72,779	0	0	0	0	72,779
EDA Eng/Design/Admin	67,371	38,497	28,874	0	67,371	28,874	0	0	0	0	67,371
Expenditure Totals:	819,420	662,772	156,648	0	819,420	156,648	0	0	0	0	819,420

Fund Balance Required	Budget+Prop. Inc./Dec.	Available+Prop. Inc./Dec.
Sewer Operations Fund-4210	819,420	156,648



Westport Drain



City of Modesto

Project #: 100224

UTL - Jennings Road Improvement



City of Modesto: 2024-28 Capital Improvement Program

UTL - Jennings Road Improvement

101224
Capital Un-sponsored

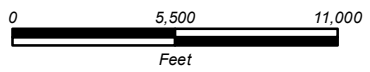
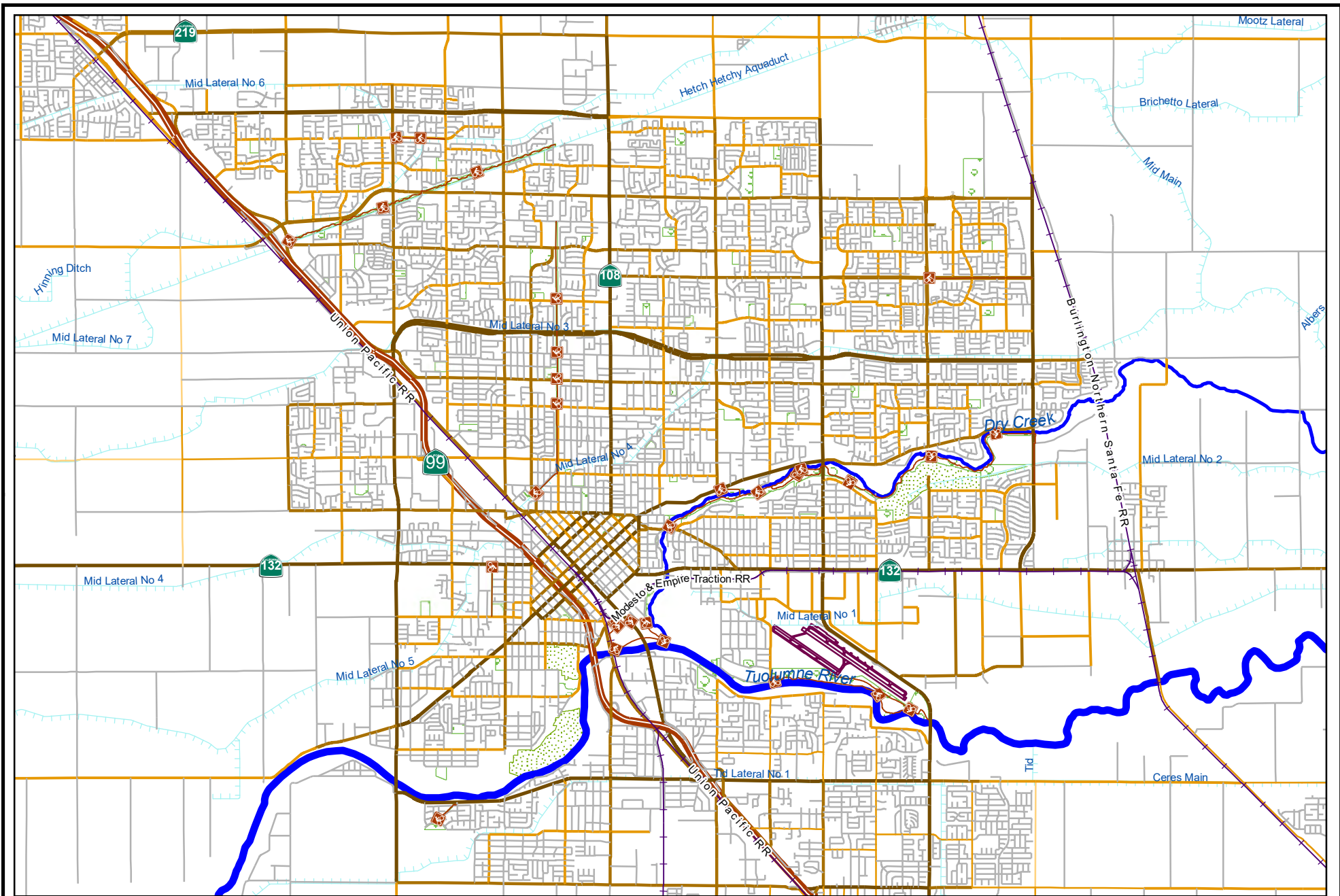
<i>Cost Center:</i> 49999	<i>Category:</i> Wastewater	<i>Start Date:</i> 2018
<i>Hosting Fund:</i> Sewer Operations Fund-4210	<i>Type Class:</i> Miscellaneous	<i>End Date:</i> 2022
<i>Element Listing:</i> Comm Svcs & Fac	<i>Area:</i> Within City	<i>Status:</i> Active
<i>Classification:</i> Improvements	<i>Manager:</i> Franco, Jesse	<i>Const. Code:</i> Under Construction

Proj Desc: This project will provide a new entrance and exit at the Jennings WWTP. It will also repair Jennings Rd from West Taylor Rd to West Monte Vista Ave.

Proj Stat: Project started Winter 2020 and is scheduled to be completed Spring 2022.

Expenditures	Budget	Actual+Commit	Available	Prop. Inc./Dec. for 23-24	Budget+Prop. Inc./Dec.	Avail.+Prop. Inc./Dec.	24-25	25-26	26-27	27-28	Total Budgeted up to 2028
CA Construction Admin	12,000	0	12,000	0	12,000	12,000	0	0	0	0	12,000
CON Construction	345,450	345,450	0	0	345,450	0	0	0	0	0	345,450
Expenditure Totals:	357,450	345,450	12,000	0	357,450	12,000	0	0	0	0	357,450

Fund Balance Required	Budget+Prop. Inc./Dec.	Available+Prop. Inc./Dec.
Sewer Operations Fund-4210	357,450	12,000



City of Modesto

Project #: 101259

UTL-High Voltage Improvements Sutter



City of Modesto: 2024-28 Capital Improvement Program

UTL - High Voltage Improvements Sutter

101259
Capital Un-sponsored

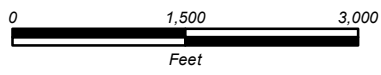
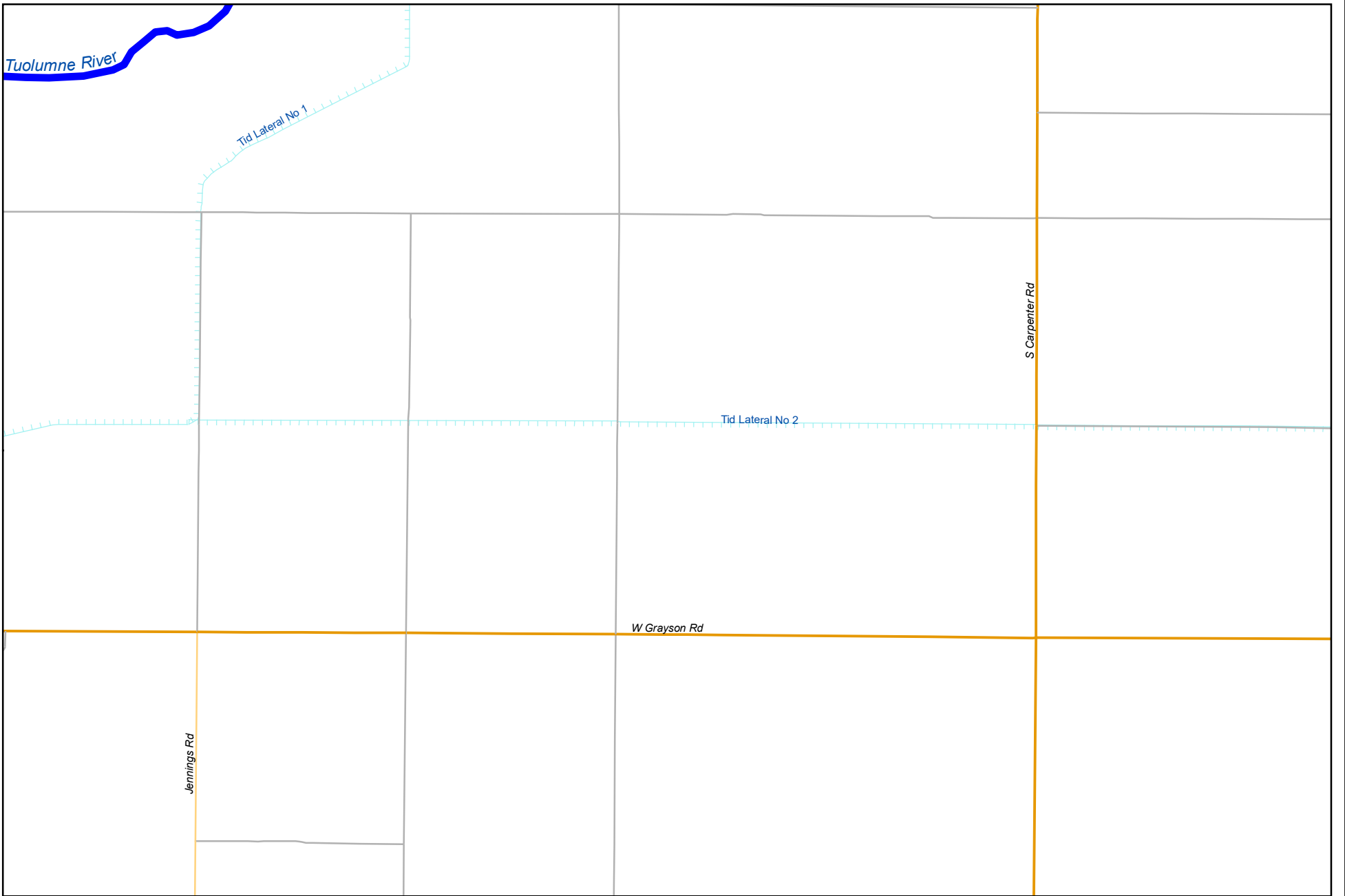
<i>Cost Center:</i> 49999	<i>Category:</i> Wastewater	<i>Start Date:</i> 2020
<i>Hosting Fund:</i> Sewer Operations Fund-4210	<i>Type Class:</i> Wastewater Utility	<i>End Date:</i> 2023
<i>Element Listing:</i> Comm Svcs & Fac	<i>Area:</i> Within City	<i>Status:</i> Active
<i>Classification:</i> Improvements	<i>Manager:</i> Ciotau, Cristian C	<i>Const. Code:</i> Under Construction

Proj Desc: The City, by MID request will upgrade all high voltage switch gear and replace the existing fuses with breakers.

Proj Stat: Under Construction, to be Completed in FY 2022/23.

Expenditures	Budget	Actual+Commit	Available	Prop. Inc./Dec. for 23-24	Budget+Prop. Inc./Dec.	Avail.+Prop. Inc./Dec.	24-25	25-26	26-27	27-28	Total Budgeted up to 2028
CA Construction Admin	36,300	28,442	7,858	0	36,300	7,858	0	0	0	0	36,300
CON Construction	302,500	302,500	0	0	302,500	0	0	0	0	0	302,500
CTGY-CIP Contingency - CIP	45,375	7,635	37,740	0	45,375	37,740	0	0	0	0	45,375
EDA Eng/Design/Admin	70,250	49,194	21,056	0	70,250	21,056	0	0	0	0	70,250
Expenditure Totals:	454,425	387,771	66,654	0	454,425	66,654	0	0	0	0	454,425

Fund Balance Required	Budget+Prop. Inc./Dec.	Available+Prop. Inc./Dec.
Sewer Operations Fund-4210	454,425	66,654



City of Modesto

Project #: 101262

UTL - Command Ctr & Restroom Jennings WWTP



City of Modesto: 2024-28 Capital Improvement Program

UTL - Command Ctr & Restroom Jennings WWTP

101262

Capital Un-sponsored

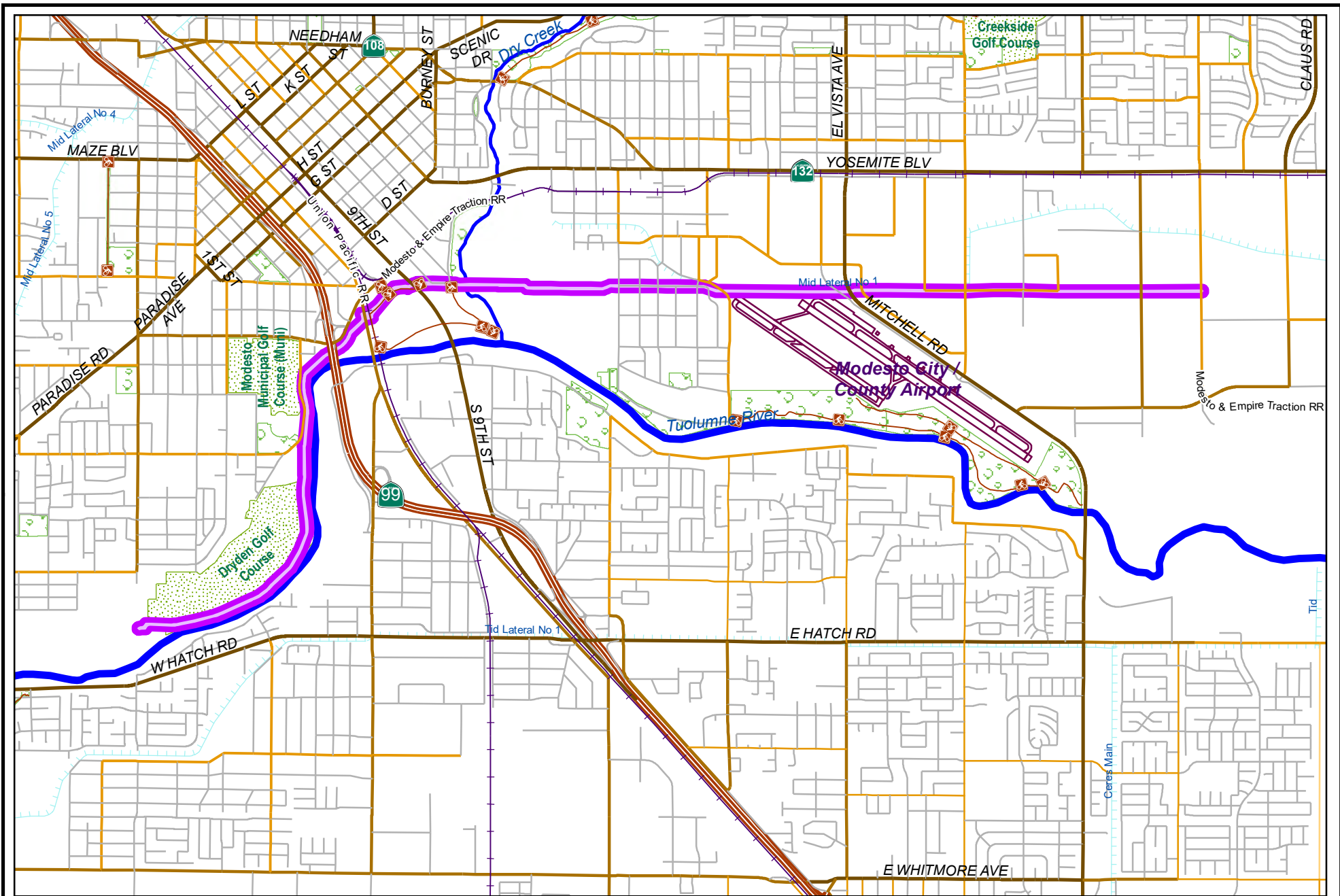
<i>Cost Center:</i> 49999	<i>Category:</i> Wastewater	<i>Start Date:</i> 2020
<i>Hosting Fund:</i> Sewer Operations Fund-4210	<i>Type Class:</i> Wastewater Utility	<i>End Date:</i> 2023
<i>Element Listing:</i> Comm Svcs & Fac	<i>Area:</i> Within City	<i>Status:</i> Active
<i>Classification:</i> Improvements	<i>Manager:</i> Ciotau, Cristian C	<i>Const. Code:</i> Under Construction

Proj Desc: The project will fund a permanent Command Center with a restroom to replace the construction trailer that is currently being used by Operations.

Proj Stat: Project Under Construction, to be Completed in FY 2023/24.

Expenditures	Budget	Actual+Commit	Available	Prop. Inc./Dec. for 23-24	Budget+Prop. Inc./Dec.	Avail.+Prop. Inc./Dec.	24-25	25-26	26-27	27-28	Total Budgeted up to 2028
CA Construction Admin	120,000	2,642	117,358	0	120,000	117,358	0	0	0	0	120,000
CON Construction	542,277	542,277	0	0	542,277	0	0	0	0	0	542,277
CTGY-CIP Contingency - CIP	81,342	0	81,342	0	81,342	81,342	0	0	0	0	81,342
EDA Eng/Design/Admin	138,000	83,493	54,507	0	138,000	54,507	0	0	0	0	138,000
Expenditure Totals:	881,619	628,412	253,207	0	881,619	253,207	0	0	0	0	881,619

Fund Balance Required	Budget+Prop. Inc./Dec.	Available+Prop. Inc./Dec.
Sewer Operations Fund-4210	881,619	253,207



City of Modesto

Project #: 101290

UTL - River Trunk Realignment - Gravity System



City of Modesto: 2024-28 Capital Improvement Program

UTL - River Trunk Realignment - Gravity System

101290
Capital Un-sponsored

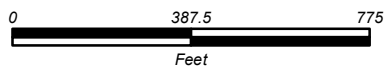
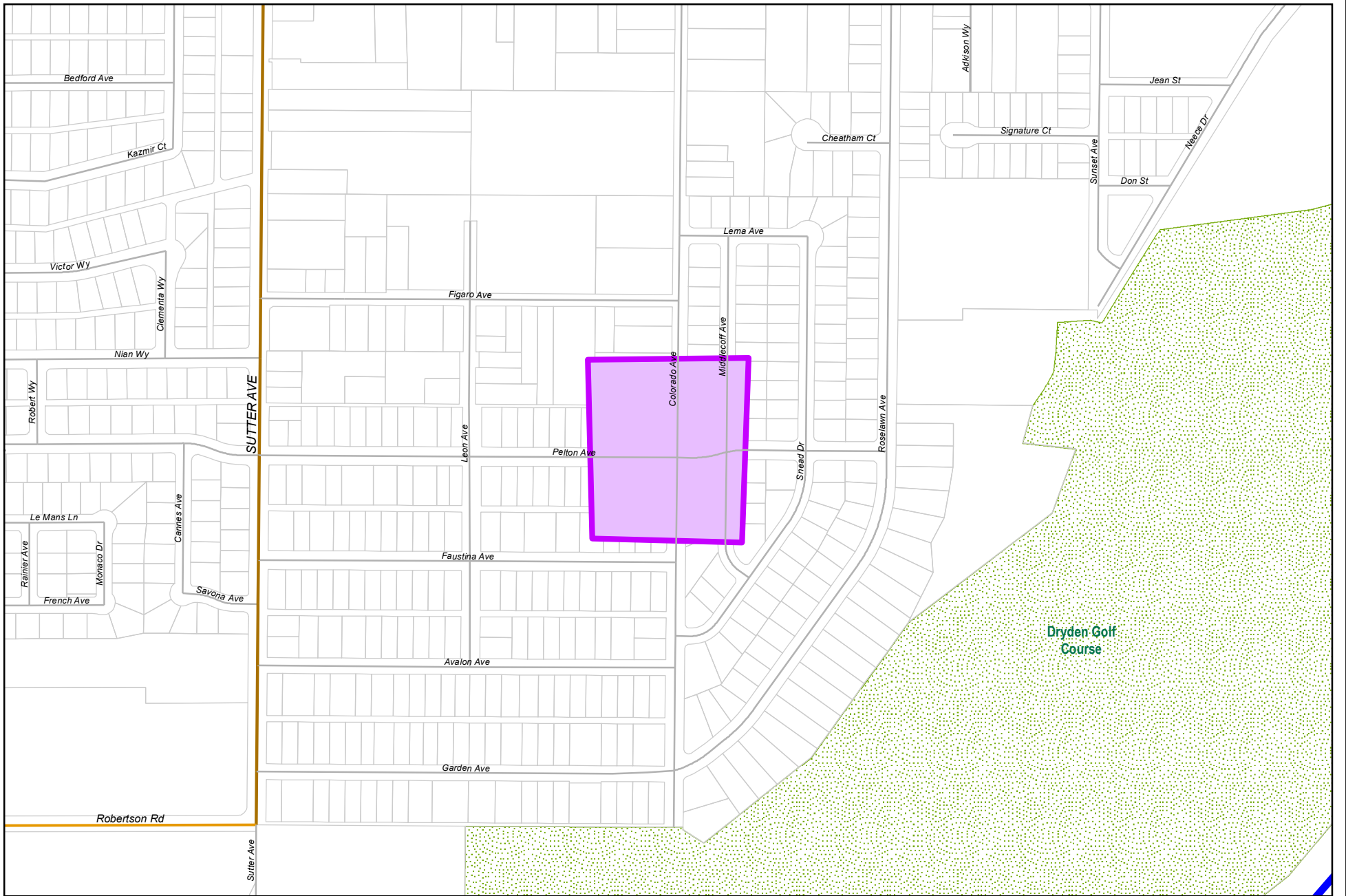
<i>Cost Center:</i> 49999	<i>Category:</i> Wastewater	<i>Start Date:</i> 2018
<i>Hosting Fund:</i> Sewer Operations Fund-4210	<i>Type Class:</i> Wastewater Utility	<i>End Date:</i> 2023
<i>Element Listing:</i> Comm Svcs & Fac	<i>Area:</i> Within City	<i>Status:</i> Active
<i>Classification:</i> Improvements	<i>Manager:</i> Ciotau, Cristian C	<i>Const. Code:</i> Under Construction

Proj Desc: This project will address the flow capacity deficiencies and aging infrastructure of the River Trunk.

Proj Stat: Construction is anticipated to be completed by the end of 2023.

Expenditures	Budget	Actual+Commit	Available	Prop. Inc./Dec. for 23-24	Budget+Prop. Inc./Dec.	Avail.+Prop. Inc./Dec.	24-25	25-26	26-27	27-28	Total Budgeted up to 2028
CA Construction Admin	3,004,402	1,192,881	1,811,521	0	3,004,402	1,811,521	0	0	0	0	3,004,402
CA-CDBG Construction Admin	74,880	654	74,226	0	74,880	74,226	0	0	0	0	74,880
CON Construction	19,971,463	19,971,463	0	0	19,971,463	0	0	0	0	0	19,971,463
CON-CDBG Construction	748,800	748,800	0	0	748,800	0	0	0	0	0	748,800
CTGY-CDBG Contingency - CDBG	74,880	0	74,880	0	74,880	74,880	0	0	0	0	74,880
CTGY-CIP Contingency - CIP	1,997,146	0	1,997,146	0	1,997,146	1,997,146	0	0	0	0	1,997,146
EDA Eng/Design/Admin	1,291,178	1,017,011	274,167	0	1,291,178	274,167	0	0	0	0	1,291,178
Expenditure Totals:	27,162,749	22,930,810	4,231,939	0	27,162,749	4,231,939	0	0	0	0	27,162,749

Fund Balance Required	Budget+Prop. Inc./Dec.	Available+Prop. Inc./Dec.
Sewer Operations Fund-4210	27,162,749	4,231,939



City of Modesto

Project #: 101291

UTL - River Trunk - Shackelford Pump



City of Modesto: 2024-28 Capital Improvement Program

River Trunk - Shackelford Pump

101291
Capital Un-sponsored

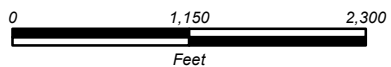
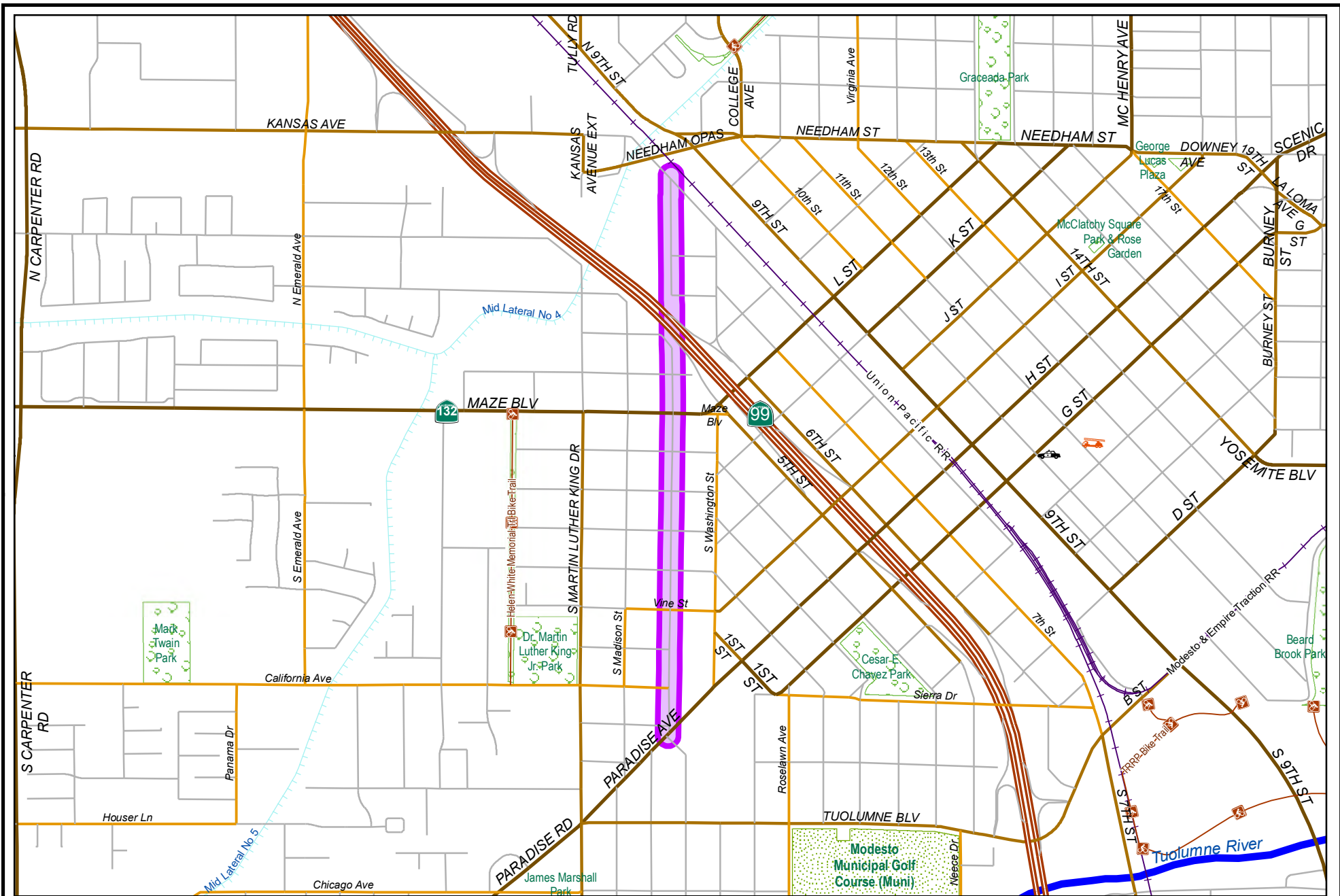
<i>Cost Center:</i> 49999	<i>Category:</i> Wastewater	<i>Start Date:</i> 2018
<i>Hosting Fund:</i> Sewer Operations Fund-4210	<i>Type Class:</i> Wastewater Utility	<i>End Date:</i> 2023
<i>Element Listing:</i> Comm Svcs & Fac	<i>Area:</i> Within City	<i>Status:</i> Active
<i>Classification:</i> Improvements	<i>Manager:</i> Ciotau, Cristian C	<i>Const. Code:</i> Under Construction

Proj Desc: This project will construct a new pump station that will convey the domestic flow under the Tuolumne River into the new River Trunk Line.

Proj Stat: Project is under construction and anticipated to be completed by the end of 2023.

Expenditures	Budget	Actual+Commit	Available	Prop. Inc./Dec. for 23-24	Budget+Prop. Inc./Dec.	Avail.+Prop. Inc./Dec.	24-25	25-26	26-27	27-28	Total Budgeted up to 2028
CA Construction Admin	1,895,241	1,521,650	373,591	0	1,895,241	373,591	0	0	0	0	1,895,241
CON Construction	10,156,821	10,156,821	0	0	10,156,821	0	0	0	0	0	10,156,821
CTGY-CIP Contingency - CIP	1,015,682	0	1,015,682	0	1,015,682	1,015,682	0	0	0	0	1,015,682
EDA Eng/Design/Admin	1,525,869	1,192,139	333,730	0	1,525,869	333,730	0	0	0	0	1,525,869
Expenditure Totals:	14,593,613	12,870,610	1,723,003	0	14,593,613	1,723,003	0	0	0	0	14,593,613

Fund Balance Required	Budget+Prop. Inc./Dec.	Available+Prop. Inc./Dec.
Sewer Operations Fund-4210	14,593,613	1,723,003



City of Modesto

Project #: 101298

UTL - Sutter Trunk - P2 Improvements



City of Modesto: 2024-28 Capital Improvement Program

UTL - Sutter Trunk - P2 Improvements

101298

Capital Un-sponsored

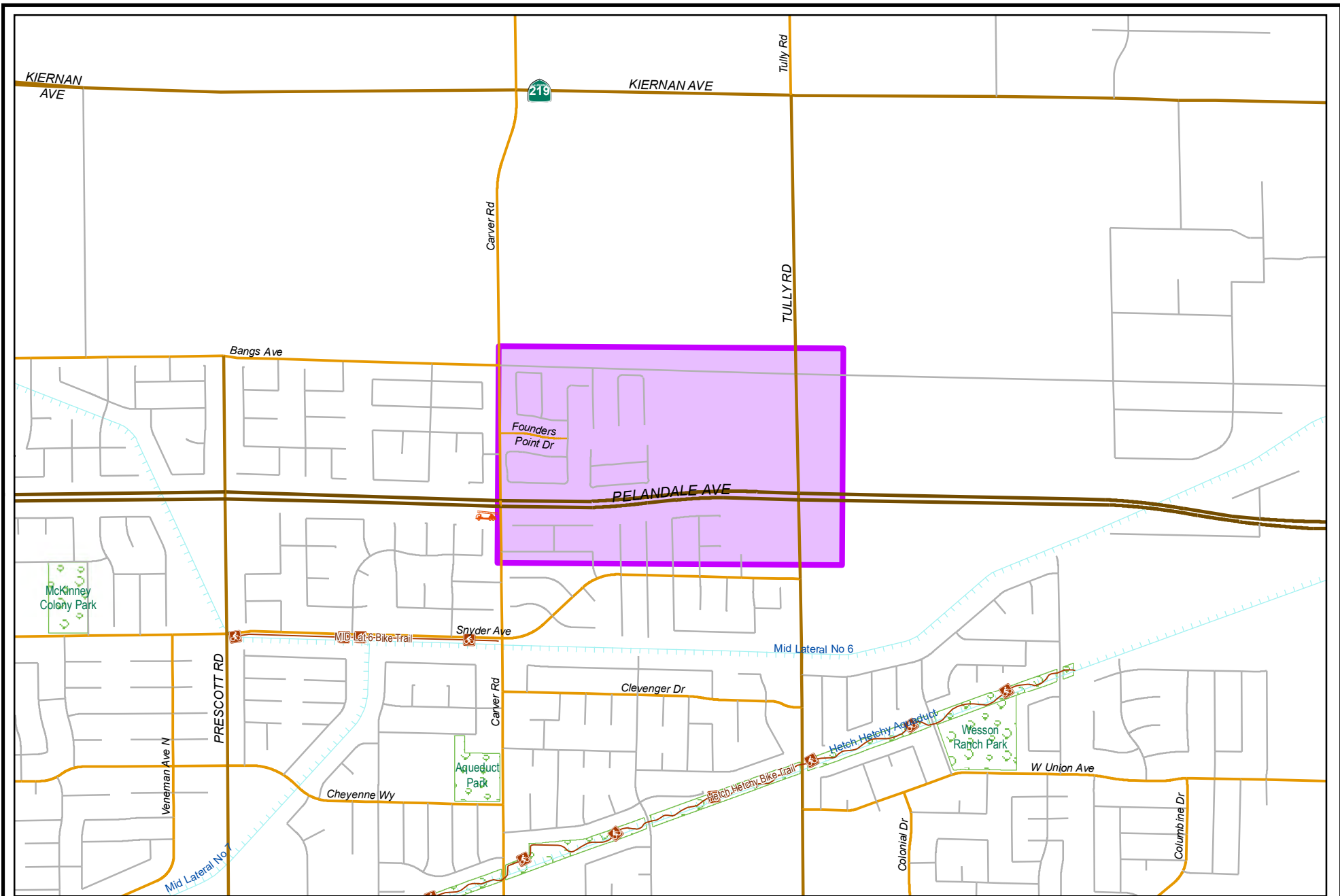
<i>Cost Center:</i> 49999	<i>Category:</i> Wastewater	<i>Start Date:</i> 2020
<i>Hosting Fund:</i> Sewer Operations Fund-4210	<i>Type Class:</i> Wastewater Utility	<i>End Date:</i> 2024
<i>Element Listing:</i> Comm Svcs & Fac	<i>Area:</i> Within City	<i>Status:</i> Active
<i>Classification:</i> Improvements	<i>Manager:</i> Ciotau, Cristian C	<i>Const. Code:</i> New or Future

Proj Desc: The proposed rehabilitation project will replace approximately 5,000 of undersized linear feet of the trunk line. The limits of the project will span from the point of beginning at Jefferson and 8th Streets to the intersection at Paradise Road and Sutter Avenue. In addition to the Sutter Trunk Rehabilitation located downstream of the Jefferson Lift Station, the sewer system upstream of the lift station will need modification for better flow efficiency. The sewer mains between 9th and 8th Streets have unnecessary flow splitting that can be remedied by abandoning or reconfiguring mains. This system will be evaluated to determine the necessary improvements which could eliminate the need for the Jefferson Lift Station.

Proj Stat: Project is anticipated to be completed in FY 2023/24.

Expenditures	Budget	Actual+Commit	Available	Prop. Inc./Dec. for 23-24	Budget+Prop. Inc./Dec.	Avail.+Prop. Inc./Dec.	24-25	25-26	26-27	27-28	Total Budgeted up to 2028
CA Construction Admin	400,000	16,661	383,339	0	400,000	383,339	0	0	0	0	400,000
CCF City Construct Force	20,000	0	20,000	0	20,000	20,000	0	0	0	0	20,000
CON Construction	4,000,000	0	4,000,000	0	4,000,000	4,000,000	0	0	0	0	4,000,000
CTGY-CIP Contingency - CIP	400,000	0	400,000	0	400,000	400,000	0	0	0	0	400,000
EDA Eng/Design/Admin	200,000	14,260	185,740	0	200,000	185,740	0	0	0	0	200,000
Expenditure Totals:	5,020,000	30,921	4,989,079	0	5,020,000	4,989,079	0	0	0	0	5,020,000

Fund Balance Required	Budget+Prop. Inc./Dec.	Available+Prop. Inc./Dec.
Sewer Operations Fund-4210	5,020,000	4,989,079



City of Modesto

Project #: 101302

UTL - Bangs-Tully Sewer and Water Main Improvement



City of Modesto: 2024-28 Capital Improvement Program

UTL - Bangs-Tully Sewer and Water Main Improvement (Suspended)

101302

Capital Un-sponsored

<i>Cost Center:</i> 49999	<i>Category:</i> Wastewater	<i>Start Date:</i> 2020
<i>Hosting Fund:</i> Sewer Operations Fund-4210	<i>Type Class:</i> Wastewater Utility	<i>End Date:</i> 2022
<i>Element Listing:</i> Comm Svcs & Fac	<i>Area:</i> Within City	<i>Status:</i> New
<i>Classification:</i> Improvements	<i>Manager:</i> Franco, Jesse	<i>Const. Code:</i> To be Closed

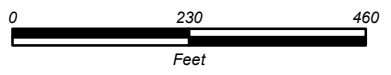
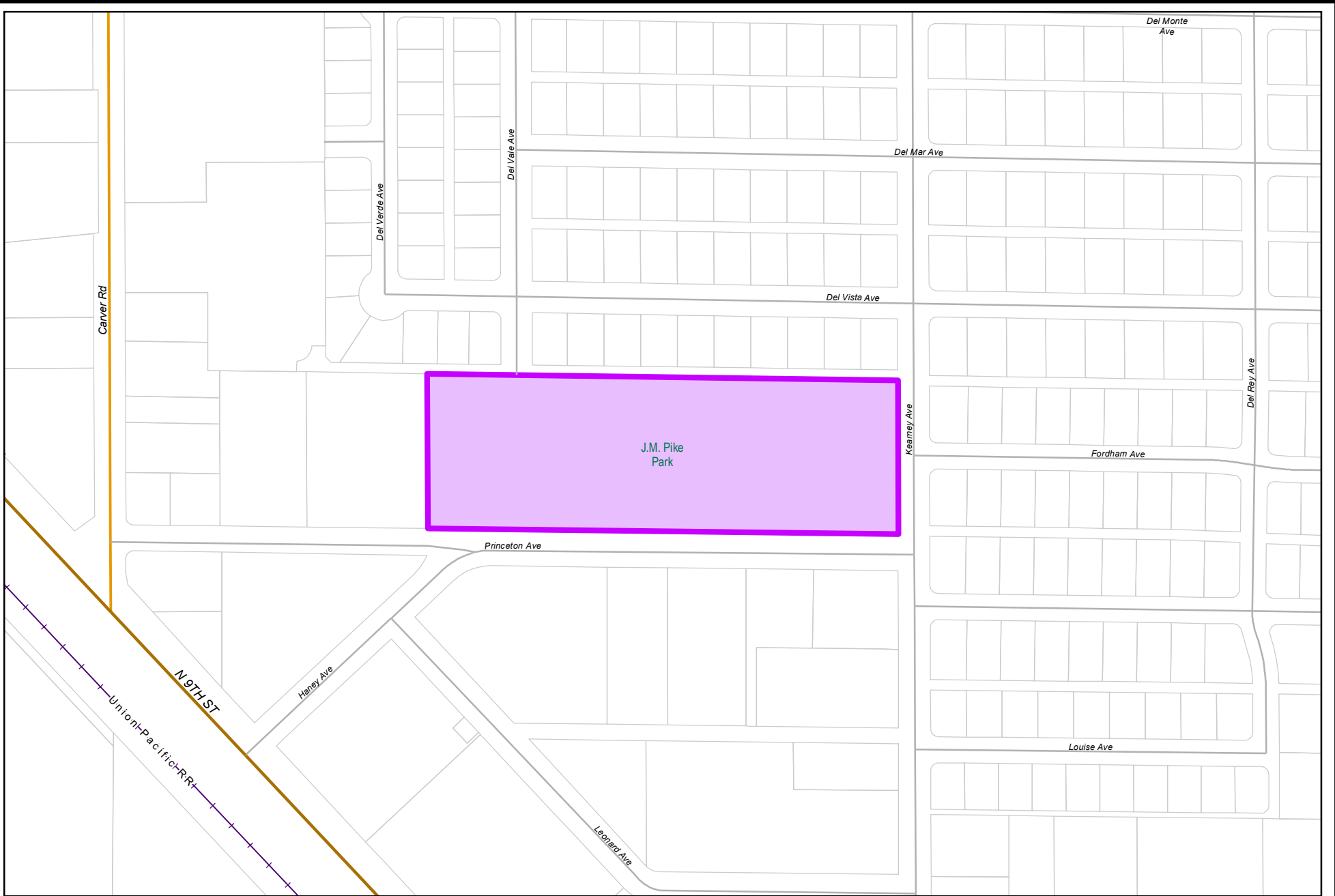
Proj Desc: The project will re-install approximately, 1,425 LF of 24" water transmission line on Bangs Ave & a new 12" water line on Tully Rd from Pelandale Ave to Bangs Ave.

Proj Stat: Under Warranty

Revenues	Budget	Actuals+Commit	Available	Prop. Inc./Dec. for 23-24	Bud + Prop. Incr/Decr	Avail.+ Prop. Incr/Decr	24-25	25-26	26-27	27-28	Total Budgeted up to 2028
64100 Transfer In from Fund 4100	342,491	342,491	0	0	342,491	0	0	0	0	0	342,491
Revenue Totals:	342,491	342,491	0	0	342,491	0	0	0	0	0	342,491

Expenditures	Budget	Actual+Commit	Available	Prop. Inc./Dec. for 23-24	Budget+Prop. Inc./Dec.	Avail.+Prop. Inc./Dec.	24-25	25-26	26-27	27-28	Total Budgeted up to 2028
CA Construction Admin	128,489	92,806	35,683	0	128,489	35,683	0	0	0	0	128,489
CCF City Construction Fo	25,698	6,853	18,845	0	25,698	18,845	0	0	0	0	25,698
CON Construction	1,284,896	1,284,896	1	0	1,284,896	1	0	0	0	0	1,284,896
CTGY-CIP Contingency - CIP	321,225	176,717	144,508	0	321,225	144,508	0	0	0	0	321,225
EDA Eng/Design/Admin	76,396	27,531	48,865	0	76,396	48,865	0	0	0	0	76,396
Expenditure Totals:	1,836,704	1,588,803	247,901	0	1,836,704	247,901	0	0	0	0	1,836,704

Fund Balance Required	Budget+Prop. Inc./Dec.	Available+Prop. Inc./Dec.
Sewer Operations Fund-4210	1,494,213	247,901



City of Modesto

Project #: 101313

UTL - JM Pike Park Stormwater to Sanitary Cross Connection Removal



City of Modesto: 2024-28 Capital Improvement Program

UTL - JM Pike Park Stormwater to Sanitary Cross Connection Removal

101313

Capital Un-sponsored

<i>Cost Center:</i> 49999	<i>Category:</i> Wastewater	<i>Start Date:</i>
<i>Hosting Fund:</i> Wastewater Grants Fund-4280	<i>Type Class:</i> Wastewater Utility	<i>End Date:</i>
<i>Element Listing:</i> Comm Svcs & Fac	<i>Area:</i> System Wide	<i>Status:</i> New
<i>Classification:</i> Replacement	<i>Manager:</i> Ciotau, Cristian C	<i>Const. Code:</i> New or Future

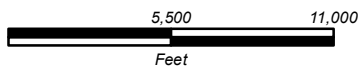
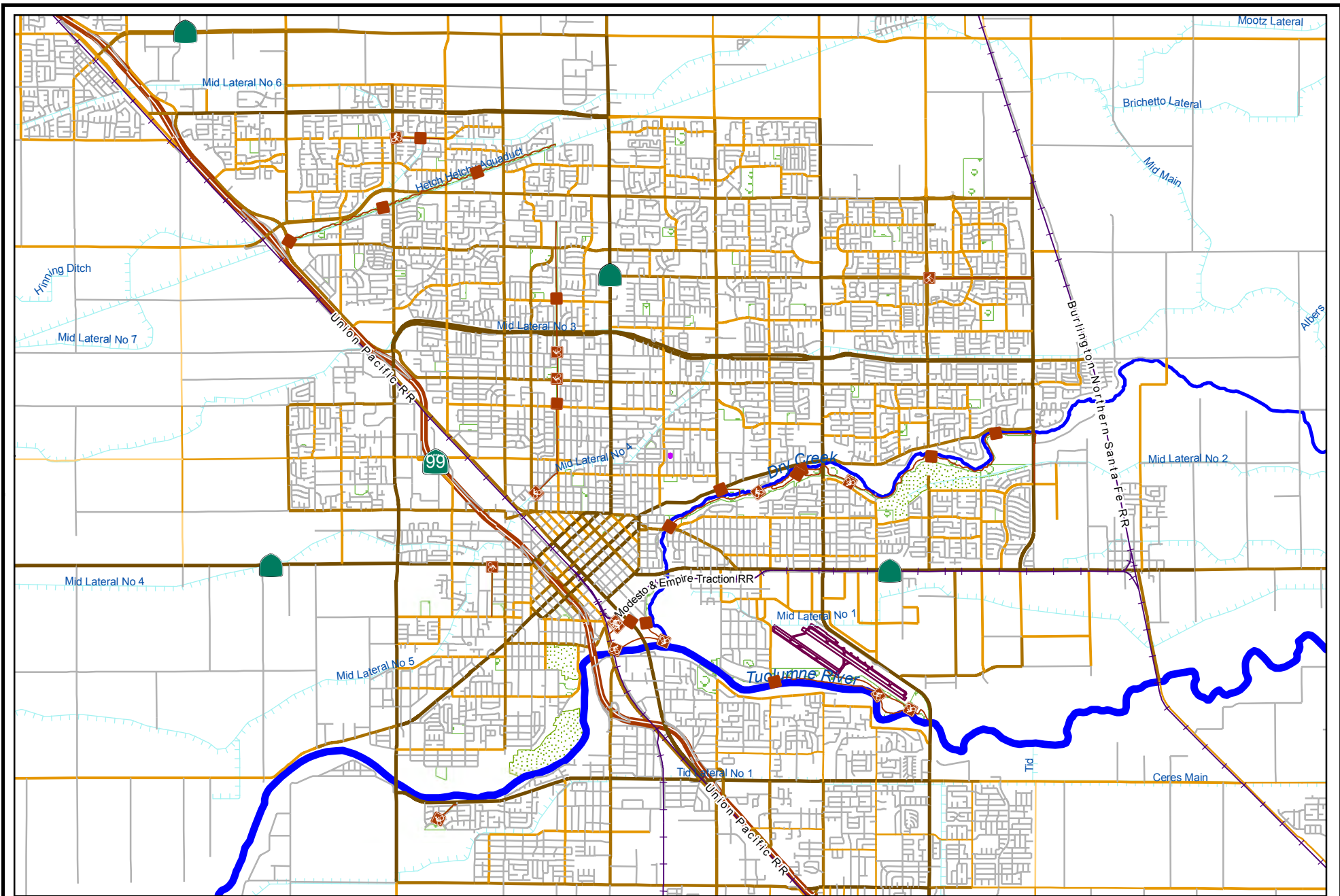
Proj Desc:

Proj Stat:

Revenues	Budget	Actuals+Commit	Available	Prop. Inc./Dec. for 23-24	Bud + Prop. Incr/Decr	Avail.+ Prop. Incr/Decr	24-25	25-26	26-27	27-28	Total Budgeted up to 2028
42210 Intergov - State - Department of Water Resources	10,000,000	29,130	9,970,870	0	10,000,000	9,970,870	0	0	0	0	10,000,000
64210 Transfer In from Fund 4210	8,823,224	3,446	8,819,778	0	8,823,224	8,819,778	0	0	0	0	8,823,224
Revenue Totals:	18,823,224	32,576	18,790,648	0	18,823,224	18,790,648	0	0	0	0	19,165,715

Expenditures	Budget	Actual+Commit	Available	Prop. Inc./Dec. for 23-24	Budget+Prop. Inc./Dec.	Avail.+Prop. Inc./Dec.	24-25	25-26	26-27	27-28	Total Budgeted up to 2028
CA Construction Admin	1,420,647	477	1,420,170	0	1,420,647	1,420,170	0	0	0	0	1,420,647
CCF City Construct Force	6,159	0	6,159	0	6,159	6,159	0	0	0	0	6,159
CON Construction	14,206,470	0	14,206,470	0	14,206,470	14,206,470	0	0	0	0	14,206,470
CTGY-CIP Contingency - CIP	1,420,647	0	1,420,647	0	1,420,647	1,420,647	0	0	0	0	1,420,647
EDA Eng/Design/Admin	1,769,301	1,305,899	463,402	0	1,769,301	463,402	0	0	0	0	1,769,301
Expenditure Totals:	18,823,224	1,306,376	17,516,848	0	18,823,224	17,516,848	0	0	0	0	18,823,224

Fund Balance Required	Budget+Prop. Inc./Dec.	Available+Prop. Inc./Dec.
Wastewater Grants Fund-4280	0	-1,273,800



City of Modesto

Project #: 101321

UTL - Codoni Lift Station Force Main Replacement



City of Modesto: 2024-28 Capital Improvement Program

UTL - Codoni Lift Station Force Main Replacement (suspended)

101321

Capital Un-sponsored

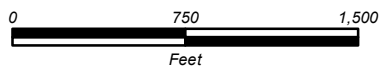
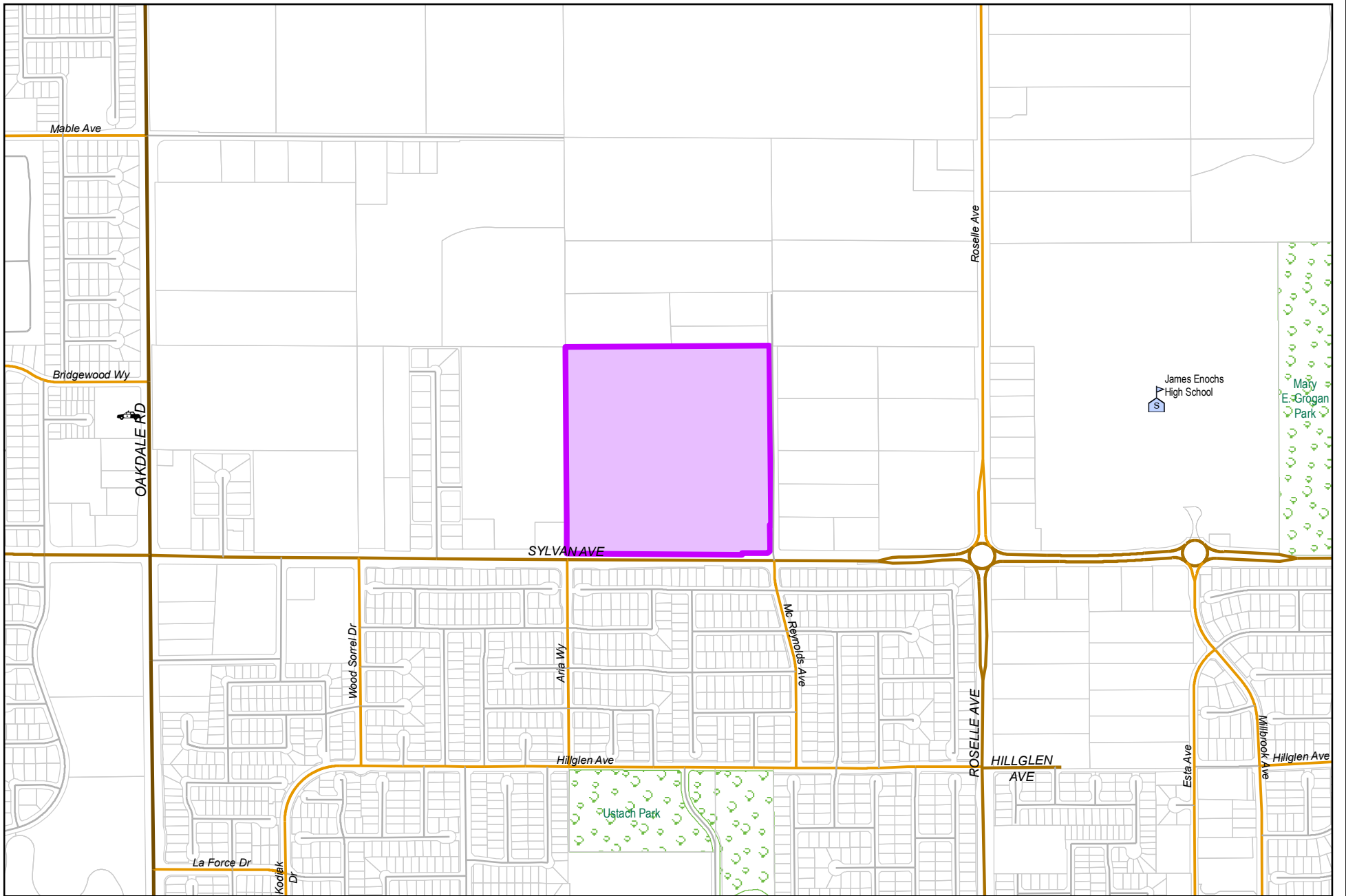
<i>Cost Center:</i> 49999	<i>Category:</i> Wastewater	<i>Start Date:</i> 2021
<i>Hosting Fund:</i> Sewer Operations Fund-4210	<i>Type Class:</i> Wastewater Utility	<i>End Date:</i> 2022
<i>Element Listing:</i> Comm Svcs & Fac	<i>Area:</i> System Wide	<i>Status:</i> Active
<i>Classification:</i> Replacement	<i>Manager:</i> Ciotau, Cristian C	<i>Const. Code:</i> Construction Completed

Proj Desc: This project will replace the existing 10 inch DIP corroded sewer line with new PVC sewer line.

Proj Stat: Project is under warranty.

Expenditures	Budget	Actual+Commit	Available	Prop. Inc./Dec. for 23-24	Budget+Prop. Inc./Dec.	Avail.+Prop. Inc./Dec.	24-25	25-26	26-27	27-28	Total Budgeted up to 2028
CA Construction Admin	34,055	35,608	-1,553	0	34,055	-1,553	0	0	0	0	34,055
CCF City Construct Force	0	1,456	-1,456	0	0	-1,456	0	0	0	0	0
CON Construction	269,238	241,057	28,181	0	269,238	28,181	0	0	0	0	269,238
CTGY-CIP Contingency - CIP	26,924	1,277	25,648	0	26,924	25,648	0	0	0	0	26,924
EDA Eng/Design/Admin	33,670	27,216	6,454	0	33,670	6,454	0	0	0	0	33,670
Expenditure Totals:	363,887	306,615	57,272	0	363,887	57,272	0	0	0	0	363,887

Fund Balance Required	Budget+Prop. Inc./Dec.	Available+Prop. Inc./Dec.
Sewer Operations Fund-4210	363,887	57,272



City of Modesto

Project #: 101370

UTL - Sonoma Sewer Trunk Ext Ph 3



City of Modesto: 2024-28 Capital Improvement Program

UTL - Sonoma Sewer Trunk Ext Ph 3

101370

Capital Un-sponsored

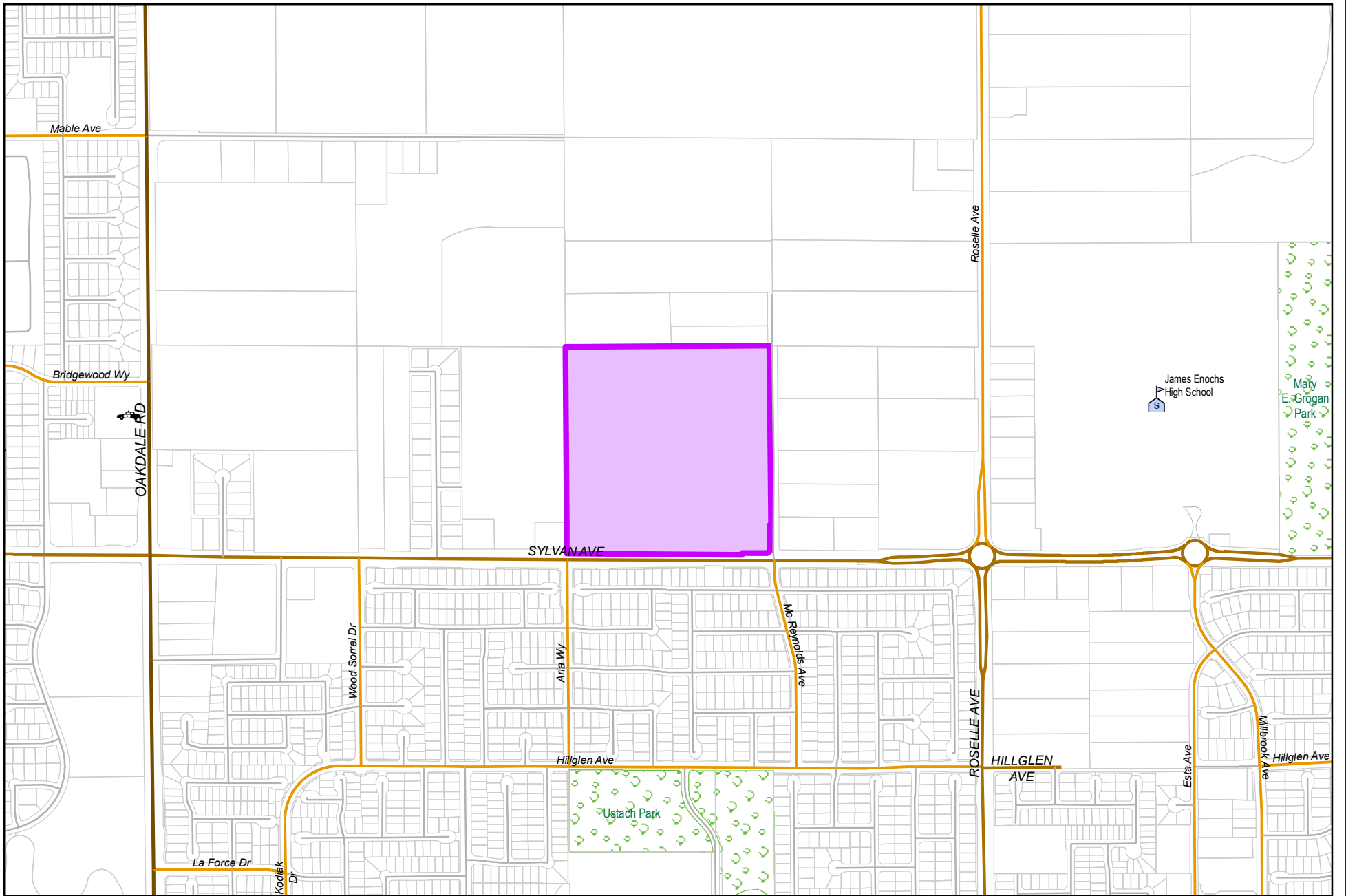
<i>Cost Center:</i> 49999	<i>Category:</i> Wastewater	<i>Start Date:</i> 2021
<i>Hosting Fund:</i> Sewer Operations Fund-4210	<i>Type Class:</i> Wastewater Utility	<i>End Date:</i> 2023
<i>Element Listing:</i> Comm Dev	<i>Area:</i> System Wide	<i>Status:</i> Active
<i>Classification:</i> Improvements	<i>Manager:</i> Franco, Jesse	<i>Const. Code:</i> New or Future

Proj Desc: This project includes installation of the new Sonoma Sewer Trunk Extensions for the Tivoli Development. The scope of the project will include installation of new 24-inch diameter PVC sewer trunk extension along Future Aria Way from Sylvan Avenue to Future Bidgewood Way. This segment is referred to as SO-2 and SO-3 in the Wastewater Master Plan. All work within the project limits will conform to the City of Modesto Standards.

Proj Stat: Design has been completed.

Expenditures	Budget	Actual+Commit	Available	Prop. Inc./Dec. for 23-24	Budget+Prop. Inc./Dec.	Avail.+Prop. Inc./Dec.	24-25	25-26	26-27	27-28	Total Budgeted up to 2028
CA Construction Admin	120,000	0	120,000	0	120,000	120,000	0	0	0	0	120,000
CON Construction	1,500,000	0	1,500,000	0	1,500,000	1,500,000	0	0	0	0	1,500,000
CTGY-CIP Contingency - CIP	120,000	0	120,000	0	120,000	120,000	0	0	0	0	120,000
EDA Eng/Design/Admin	195,000	40,953	154,047	0	195,000	154,047	0	0	0	0	195,000
Expenditure Totals:	1,935,000	40,953	1,894,047	0	1,935,000	1,894,047	0	0	0	0	1,935,000

Fund Balance Required	Budget+Prop. Inc./Dec.	Available+Prop. Inc./Dec.
Sewer Operations Fund-4210	1,935,000	1,894,047



City of Modesto

Project #: 101371

UTL - Sonoma Sewer Trunk Ext Ph 4



City of Modesto: 2024-28 Capital Improvement Program

UTL - Sonoma Sewer Trunk Ext Ph 4

101371

Capital Un-sponsored

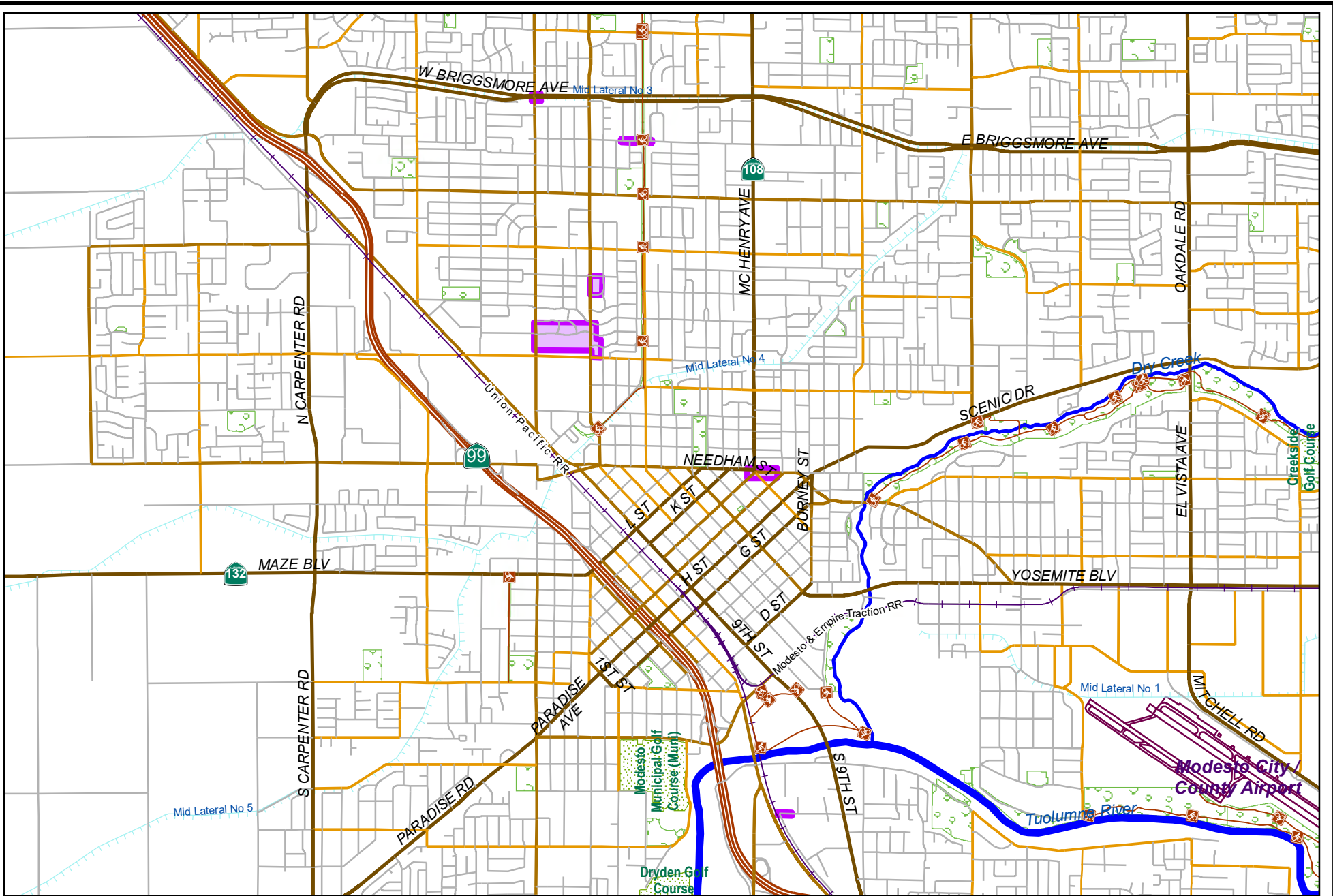
<i>Cost Center:</i> 49999	<i>Category:</i> Wastewater	<i>Start Date:</i> 2021
<i>Hosting Fund:</i> Sewer Operations Fund-4210	<i>Type Class:</i> Wastewater Utility	<i>End Date:</i> 2023
<i>Element Listing:</i> Comm Dev	<i>Area:</i> System Wide	<i>Status:</i> Active
<i>Classification:</i> Improvements	<i>Manager:</i> Franco, Jesse	<i>Const. Code:</i> New or Future

Proj Desc: This project includes installation of the new Sonoma Sewer Trunk Extensions for the Tivoli Development. The scope of the project will include installation of new 24-inch diameter PVC sewer trunk extension along Future Aria Way from Future Bidgewood Way to Mable Avenue. This segment is referred to as SO-4 in the Wastewater Master Plan. All work within the project limits will conform to the City of Modesto Standards.

Proj Stat: Design has been completed.

Expenditures	Budget	Actual+Commit	Available	Prop. Inc./Dec. for 23-24	Budget+Prop. Inc./Dec.	Avail.+Prop. Inc./Dec.	24-25	25-26	26-27	27-28	Total Budgeted up to 2028
CA Construction Admin	120,000	0	120,000	0	120,000	120,000	0	0	0	0	120,000
CON Construction	1,500,000	0	1,500,000	0	1,500,000	1,500,000	0	0	0	0	1,500,000
CTGY-CIP Contingency - CIP	120,000	0	120,000	0	120,000	120,000	0	0	0	0	120,000
EDA Eng/Design/Admin	195,000	39,246	155,754	0	195,000	155,754	0	0	0	0	195,000
Expenditure Totals:	1,935,000	39,246	1,895,754	0	1,935,000	1,895,754	0	0	0	0	1,935,000

Fund Balance Required	Budget+Prop. Inc./Dec.	Available+Prop. Inc./Dec.
Sewer Operations Fund-4210	1,935,000	1,895,754



City of Modesto

Project #: 101375

UTL - 2020-2021 Sanitary Sewer Replacement



City of Modesto: 2024-28 Capital Improvement Program

UTL - 2020-2021 Sanitary Sewer Replacement

101375
Capital Un-sponsored

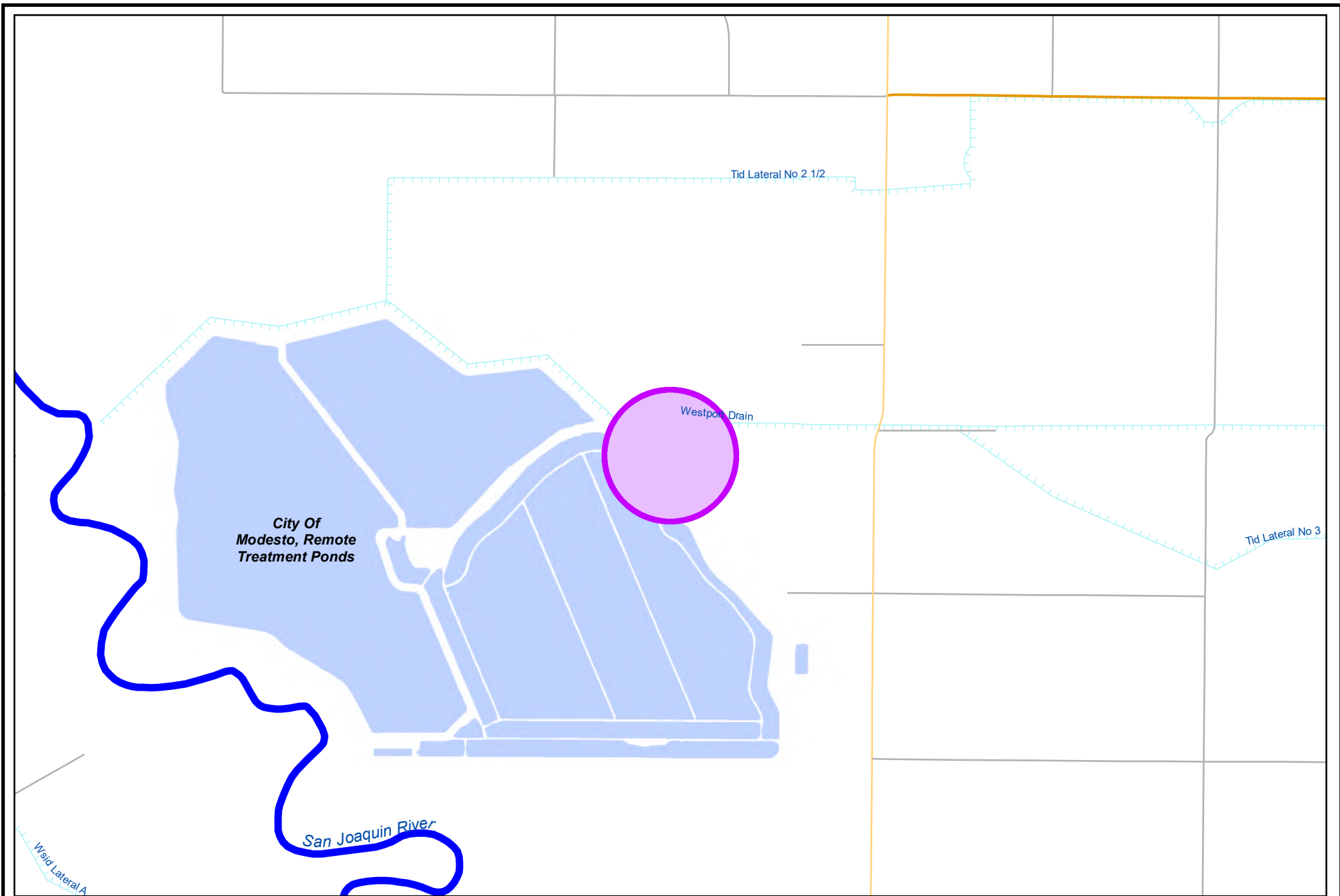
<i>Cost Center:</i> 49999	<i>Category:</i> Wastewater	<i>Start Date:</i> 2021
<i>Hosting Fund:</i> Sewer Operations Fund-4210	<i>Type Class:</i> Wastewater Utility	<i>End Date:</i> 2024
<i>Element Listing:</i> Comm Dev	<i>Area:</i> System Wide	<i>Status:</i> Active
<i>Classification:</i> Replacement	<i>Manager:</i> Ciotau, Cristian C	<i>Const. Code:</i> New or Future

Proj Desc: This project will remove approximately 110 linear feet of deteriorating 30-inch diameter rubberized corrugated metal sewer pipe at Briggsmore and Tully and replace with 30-inch diameter PVC sewer pipe. The two existing sewer manholes will also be replaced. Additionally, on Granger Avenue, near the Virginia Corridor, 700 linear feet of deteriorating 15-inch diameter corrugated metal sewer pipe will be removed and replaced with 15-inch diameter PVC sewer pipe. A new intermediate manhole will be added. On Hosmer Avenue, a 6-inch diameter VCP sewer main with hydraulic deficiencies will be removed and replaced with an 8-inch diameter PVC sewer main with adequate slope and a new terminal manhole will be installed in place of the existing lamp hole (cleanout). On Downey Ave, approximately 272 linear feet of VCP sewer pipe be removed and replaced with PVC sewer pipe. There are also three additional locations identified by the City collection group where the existing sewer main is hydraulically deficient or is damaged by the tree roots (on Yale Avenue Alley approximately 130 linear feet of 8-inch diameter VCP will be removed and replaced, on College/Harvard Alley approximately 425 linear feet of 8 inch VCP sewer main will be removed and replaced and on College/Exeter Alley approximately 420 linear feet of 8 inch VCP sewer main will be removed and replaced).

Proj Stat: Project is in design, Construction is anticipated to start in late 2023.

Expenditures	Budget	Actual+Commit	Available	Prop. Inc./Dec. for 23-24	Budget+Prop. Inc./Dec.	Avail.+Prop. Inc./Dec.	24-25	25-26	26-27	27-28	Total Budgeted up to 2028
CA Construction Admin	150,000	0	150,000	0	150,000	150,000	0	0	0	0	150,000
CON Construction	1,500,000	0	1,500,000	0	1,500,000	1,500,000	0	0	0	0	1,500,000
CTGY-CIP Contingency - CIP	150,000	0	150,000	0	150,000	150,000	0	0	0	0	150,000
EDA Eng/Design/Admin	200,000	42,726	157,274	0	200,000	157,274	0	0	0	0	200,000
Expenditure Totals:	2,000,000	42,726	1,957,274	0	2,000,000	1,957,274	0	0	0	0	2,000,000

Fund Balance Required	Budget+Prop. Inc./Dec.	Available+Prop. Inc./Dec.
Sewer Operations Fund-4210	2,000,000	1,957,274



City of Modesto

Project #: 101468

UTL - Pump Station at Jennings WWTP



City of Modesto: 2024-28 Capital Improvement Program

UTL - Pump Station at Jennings WWTP

101468

Capital Un-sponsored

<i>Cost Center:</i> 49999	<i>Category:</i> Wastewater	<i>Start Date:</i> 2023
<i>Hosting Fund:</i> Sewer Operations Fund-4210	<i>Type Class:</i> Wastewater Utility	<i>End Date:</i> 2024
<i>Element Listing:</i> Comm Dev	<i>Area:</i> System Wide	<i>Status:</i> New
<i>Classification:</i> Improvements	<i>Manager:</i> Ciotau, Cristian C	<i>Const. Code:</i> New

Proj Desc: Wastewater personnel has been working together with TID to utilize water from TID's adjacent canals out at Jennings Wastewater Treatment Plant. TID has indicated the availability of water is much greater than our current temporary pump station is able to handle. A new pump station will be required to replace the temporary one, in order to meet the needed capacity for pumping the water into the existing storage pond no.1

Proj Stat: Project is new for FY 23-24.

Expenditures	Budget	Actual+Commit	Available	Prop. Inc./Dec. for 23-24	Budget+Prop. Inc./Dec.	Avail.+Prop. Inc./Dec.	24-25	25-26	26-27	27-28	Total Budgeted up to 2028
CA Construction Admin	0	0	0	100,000	100,000	100,000	0	0	0	0	100,000
CCF City Const Forces	0	0	0	50,000	50,000	50,000	0	0	0	0	50,000
CON Construction	0	0	0	750,000	750,000	750,000	0	0	0	0	750,000
CTGY Contingency - CIP	0	0	0	100,000	100,000	100,000	0	0	0	0	100,000
EDA Eng/Design/Admin	25,000	0	25,000	210,000	235,000	235,000	0	0	0	0	235,000
Expenditure Totals:	25,000	0	25,000	1,210,000	1,235,000	1,235,000	0	0	0	0	1,235,000

Fund Balance Required	Budget+Prop. Inc./Dec.	Available+Prop. Inc./Dec.
Sewer Operations Fund-4210	1,235,000	1,235,000

WATER SYSTEM


SYSTEM OVERVIEW

The City of Modesto’s regional water system supplies water to communities within Stanislaus County, which include Modesto, Empire, Salida, Del Rio, Grayson and portions of Ceres and Turlock. The City is responsible for 7 separate water systems, with 75 active wells and 1,000 miles of water mains. Water wells range in depth from 250-600’ feet. Modesto’s well water (groundwater) is obtained from a confined aquifer, which is located below an extensive layer of clay.

Since 1995, the City has supplemented its groundwater supply with treated surface water purchased from the Modesto Regional Water Treatment Plant (MRWTP), which is maintained and operated by Modesto Irrigation District (MID). The MRWTP currently has the capacity to provide up to 60 MGD of treated surface water per day. Within the City of Modesto and its vicinity, water from both groundwater wells and the MRWTP goes directly into the City’s contiguous distribution system. Conjunctive use of both surface water and groundwater has ensured delivery of safe, reliable drinking water to the Modesto area, while minimizing the impact to the groundwater supply and allowing groundwater levels to stabilize. During drought conditions that would cause a surface water curtailment from MID, the City increases pumping of the groundwater wells throughout the City’s water system to make up the difference throughout the year, especially in high demand months from the spring to early fall. In the outlying systems solely served by groundwater, water from the wells enters directly into the distribution system to serve area customers.

The water system also currently includes twelve active storage tanks, with over 22.25 million gallons of combined storage capacity. An additional 0.25 MG capacity tank and pump station in Del Rio was completed in summer of 2020. Two additional separate tanks, maintained by MID, provides the system with additional storage capacity of up to 10 million gallons.

City staff completed a Water Master Plan (WMP) and the associated Environmental Impact Report (EIR). An update to the Water System Engineer’s Report was also completed in September of 2022. These documents will be used for both short and long-range planning and will provide an updated evaluation of the water system and clearly identify feasible projects to ensure that a reliable quantity and quality of water will be provided to existing and future customers for years to come. They will also be key supporting documents in the updating of the City’s General Plan to help guide new development and future water rate/capacity charge studies.



CITY OF MODESTO

Water Master Plan

WEST YOST ASSOCIATES

HIGHLIGHTS

The FY 2023-2024 Capital Improvement Program emphasizes the City's commitment to meet both the current and long-range water needs of the community. New wells, tanks, water mains, wellhead treatment, water meters, and other system improvements will enhance capacity and delivery.

Funding for the City water system operations and ongoing capital improvement water projects depends largely on the revenue received from collected water rates and water connection fees.

The City's water system faces significant challenges, including drought impacts, loss of wells from contamination, water pressure concerns, and aged infrastructure in older areas of the system. In addition, the state-mandated metering program has been completed and is in compliance with AB 2572. All services are metered with automated meter readings and customers are billed by volume usage.


MAJOR ACCOMPLISHMENTS

Completed Projects:

- Del Rio Well 70 (Replacing well 271) Surface Improvements
- Well 71 Surface Improvements
- Del Rio Tank No. 14, Well No. 68, and Pump Station
- Tank 5 and Tank 12 Recoat and Repairs

Ongoing Activities (Currently in Construction):

- Grayson Well 69 (Replacing Well 274) Surface Improvements
- Colorado Ave. Strengthen & Replace Water Mains (as part of the Re-Bid River Trunk Gravity Project)
- Highway Village Neighborhood Strengthen & Replace Water Mains
- Sylvan Water Main Upgrade (as part of the Sonoma Trunk Extension and Lift Station Project)
- Sutter Avenue Neighborhood Strengthen & Replace Water Mains
- La Loma Phase 3A Strengthen & Replace Water Mains
- Re-Bid La Loma Phase 2C Strengthen & Replace Water Mains
- Grayson Community Strengthen & Replace Water Mains



Various Water Projects are scheduled to begin construction by FY 2023-24:

- Empire Yosemite Blvd. Water Mains Crossings Strengthen & Replace Project
- Bret Harte Neighborhood Water Mains Strengthen & Replace Project – Phase 1
- Sunrise Avenue Water Mains
- Coffee Road Water Mains
- Various Flushline Improvements throughout the City

The following major projects are in the design phase:

- 7th Street Bridge Water Main
- Empire Service Areas Strengthen & Replace Water Mains
- Empire Well 312 Treatment System & Flushline
- Paradise Strengthen & Replace Water Mains
- Pike Park Strengthen & Replace Water Mains
- Riverdale Strengthen & Replace Water Mains
- Yosemite Transmission Main

Water Resources Engineering projects currently ongoing and/or completed:

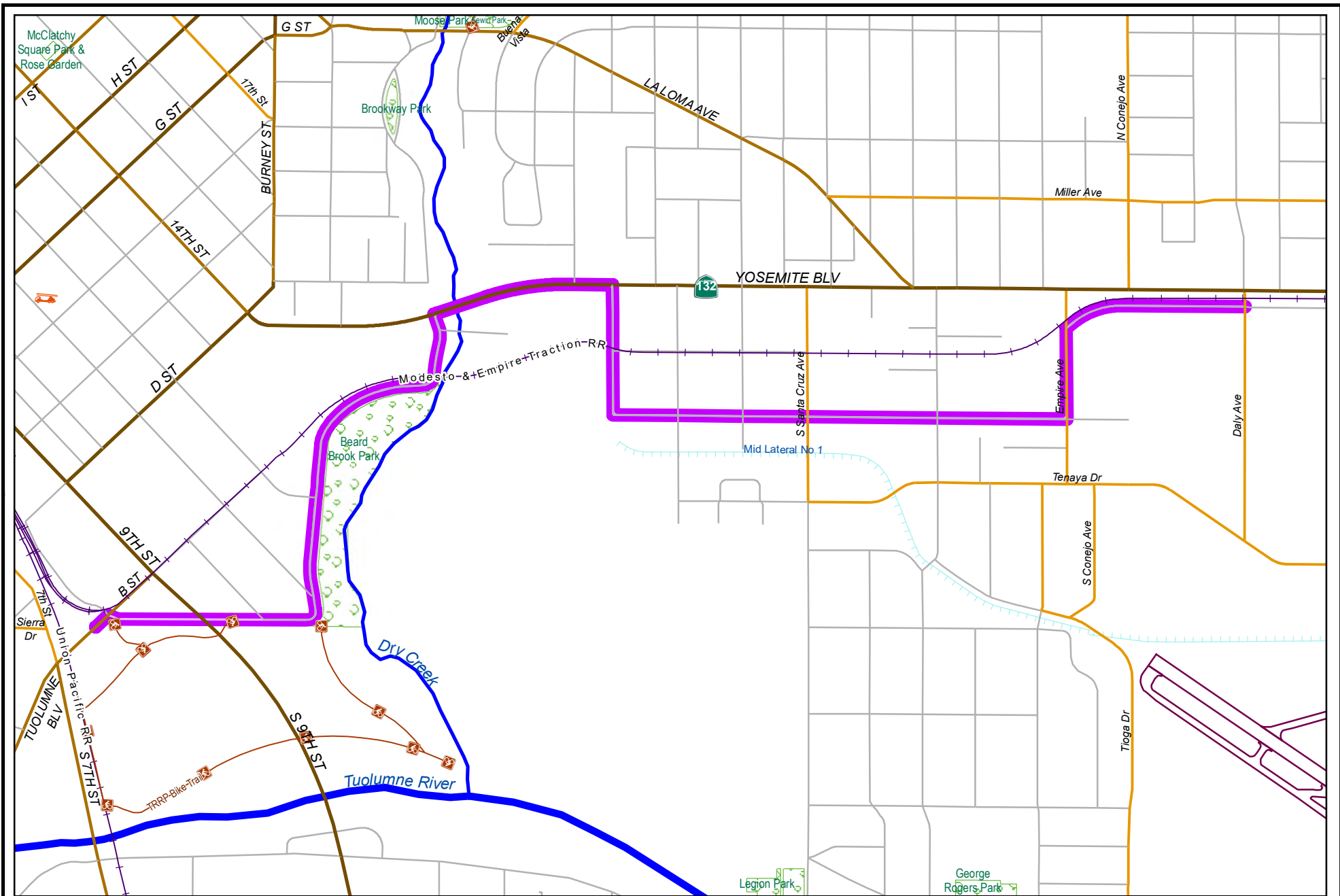
- Completed 2022 Modesto Subbasin Groundwater Sustainability Report
- 2022 Modesto Water Supply and Demand Report Due July 1, 2023?
- Preliminary Award of \$8.4M Groundwater Supply Contamination Prevention Grant
- Selected for Building Resilience Infrastructure & Community Program Technical Assistance
- Riverdale Water System Consolidation Design Phase Completed



POLICY ISSUES

In 2006 the City Council approved a modified comprehensive plan to install meters throughout the Modesto water service area. This is a state-mandated, long-term plan that was originally approved in Fiscal Year 2005, and was completed in 2023 at an estimated total project cost of \$50 million.

The five-year water rate plan, adopted in August 2016, ended with FY 20-21. City staff is actively monitoring the water fund to ensure that the City meets the revenue requirements for capital projects and adopted financial policies. The rates are based on actual costs of service for water distribution and water quality, and incorporate the new capital improvement program. The City is currently in the process of a water rate study update and completed a water engineering report update to determine the necessary rates to support the future capital improvement program for water infrastructure. The update will evaluate rates and projects over the next five to ten years. It is anticipated that the water rates will be brought to City Council in the Summer of 2023.



City of Modesto

Project #: 100467

UPP - DSI Yosemite Transmission Main



City of Modesto: 2024-28 Capital Improvement Program

UPP - DSI Yosemite Transmission Main (100464)

100467

Capital Un-sponsored

<i>Cost Center:</i> 49999	<i>Category:</i> Water	<i>Start Date:</i> 2007
<i>Hosting Fund:</i> Water Fund - CIP Projects-4180	<i>Type Class:</i> Water	<i>End Date:</i> 2025
<i>Element Listing:</i> Comm Svcs & Fac	<i>Area:</i> System Wide	<i>Status:</i> Active
<i>Classification:</i> Improvements	<i>Manager:</i> Bryant, Tamorah	<i>Const. Code:</i> Not Awarded

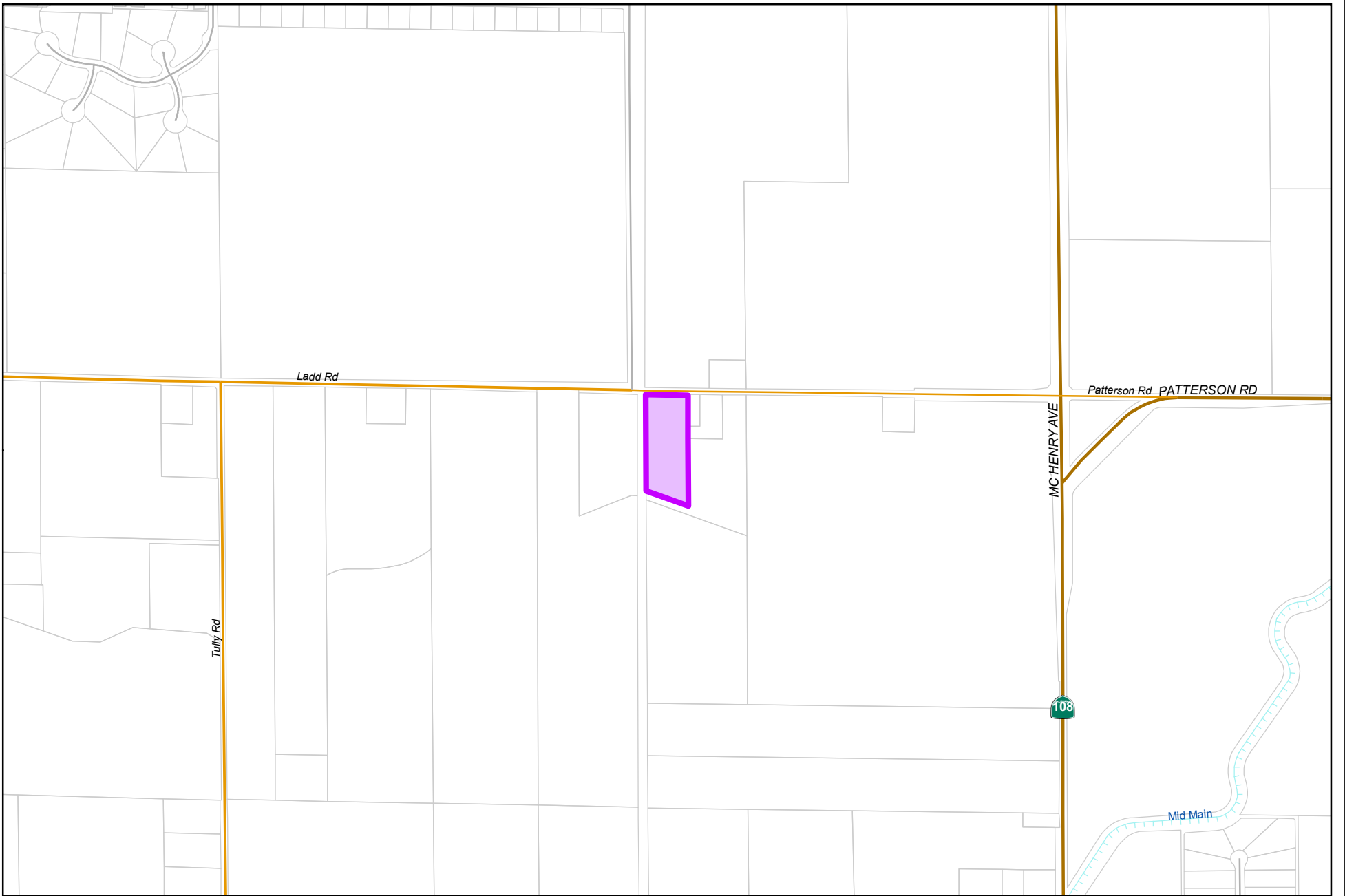
Proj Desc: This project will provide funding for the design, bid and construction of approximately 14,000 linear feet of 16-inch transmission main from the intersection of 7th/B St; in S. Morton, Yosemite Blvd, S. Santa Rosa, Mono Dr., Empire Ave and Lapham Dr to the intersection of Lapham and Spenker.

Proj Stat: Design started in FY 21/22. Construction anticipated to begin in FY 23/24.

Revenues	Budget	Actuals+Commit	Available	Prop. Inc./Dec. for 23-24	Bud + Prop. Incr/Decr	Avail.+ Prop. Incr/Decr	24-25	25-26	26-27	27-28	Total Budgeted up to 2028
47020 Refunds, Damages, and Cost Recovery	182	183	-1	0	182	-1	0	0	0	0	182
80501 Reserve - Bond Financing	3,000,000	0	3,000,000	0	3,000,000	3,000,000	0	0	0	0	3,000,000
Revenue Totals:	3,000,182	183	2,999,999	0	3,000,182	2,999,999	0	0	0	0	3,000,182

Expenditures	Budget	Actual+Commit	Available	Prop. Inc./Dec. for 23-24	Budget+Prop. Inc./Dec.	Avail.+Prop. Inc./Dec.	24-25	25-26	26-27	27-28	Total Budgeted up to 2028
CCF City Construct Force	25,000	0	25,000	0	25,000	25,000	0	0	0	0	25,000
EDA Eng/Design/Admin	2,002,737	1,804,581	198,156	0	2,002,737	198,156	0	0	0	0	2,002,737
LA Land Acquisition	1,632,780	1,632,779	1	0	1,632,780	1	0	0	0	0	1,632,780
Expenditure Totals:	3,660,517	3,437,361	223,156	0	3,660,517	223,156	0	0	0	0	3,660,517

Fund Balance Required	Budget+Prop. Inc./Dec.	Available+Prop. Inc./Dec.
Water Fund - CIP Projects-4180	660,335	-2,776,843



City of Modesto

Project #: 100473

UPP - Del Rio Tank 14 & Pump Station



City of Modesto: 2024-28 Capital Improvement Program

UPP - Del Rio Water Tank (100471)

100473
Capital Un-sponsored

<i>Cost Center:</i> 49999	<i>Category:</i> Water	<i>Start Date:</i> 2008
<i>Hosting Fund:</i> Water Fund - CIP Projects-4180	<i>Type Class:</i> Water	<i>End Date:</i> 2023
<i>Element Listing:</i> Comm Svcs & Fac	<i>Area:</i> System Wide	<i>Status:</i> Active
<i>Classification:</i> Improvements	<i>Manager:</i> Bryant, Tamorah	<i>Const. Code:</i> To be Closed

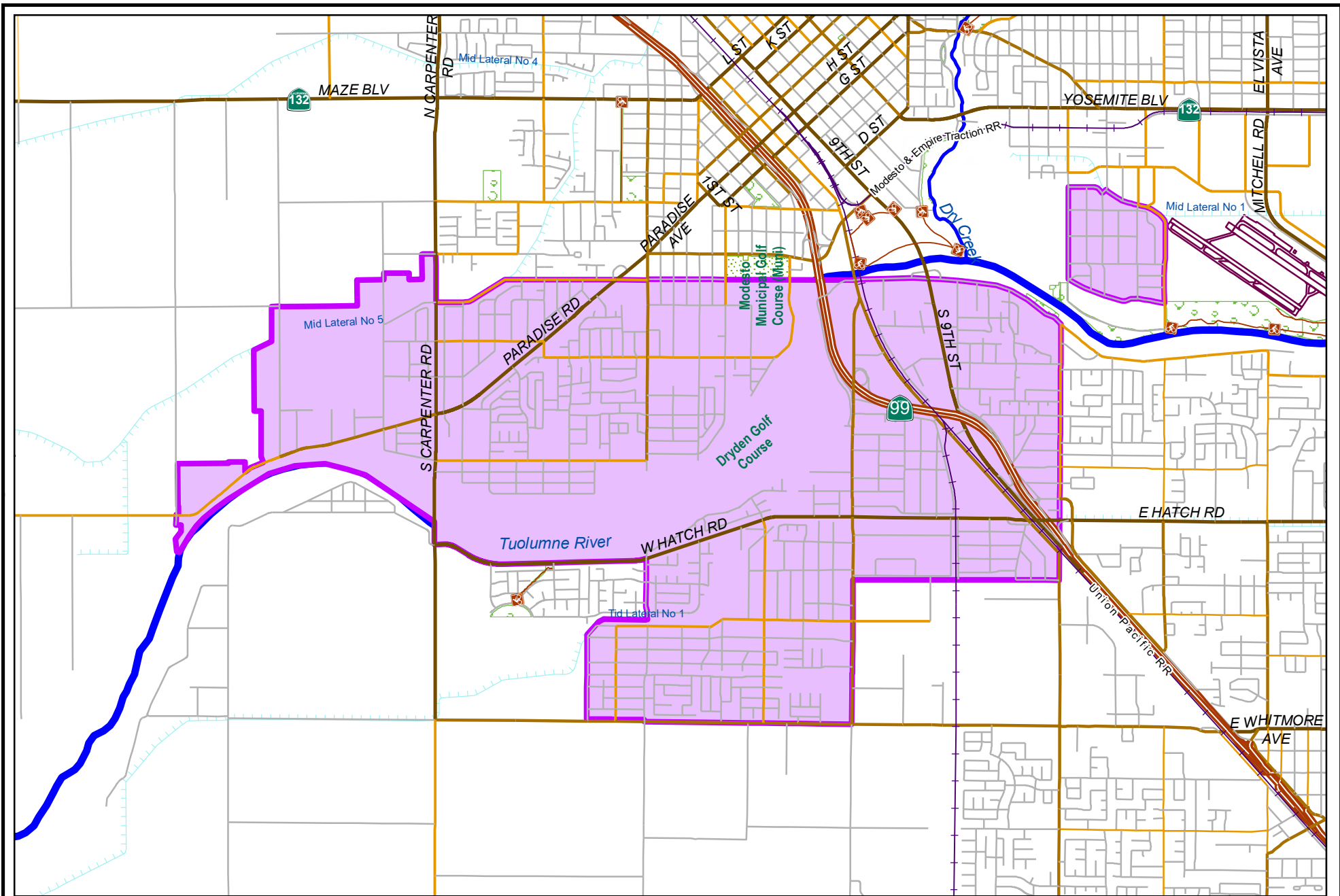
Proj Desc: This project will provide funding to build a 0.25 million gallon water storage tank in the Del Rio water service area. In addition to the tank, plans include a 2.45 million gallon per day booster pump station, 1,000 gpm well pump, emergency generator and granular activated carbon vessels for treatment.

It is intended to complete this project as quickly as possible due to the terms of the City's settlement agreement with the Del Rio Community Association.

Proj Stat: Construction Completed in FY 21/22, Council Accepted Project on 10/25/22.

Expenditures	Budget	Actual+Commit	Available	Prop. Inc./Dec. for 23-24	Budget+Prop. Inc./Dec.	Avail.+Prop. Inc./Dec.	24-25	25-26	26-27	27-28	Total Budgeted up to 2028
CA Construction Admin	1,486,020	1,440,479	45,541	0	1,486,020	45,541	0	0	0	0	1,486,020
CCF City Construct Force	75,000	0	75,000	0	75,000	75,000	0	0	0	0	75,000
CON Construction	7,510,835	7,426,116	84,719	0	7,510,835	84,719	0	0	0	0	7,510,835
CTGY Contingency - CIP	2,854,117	2,777,574	76,543	0	2,854,117	76,543	0	0	0	0	2,854,117
EDA Eng/Design/Admin	1,792,108	1,769,704	22,404	0	1,792,108	22,404	0	0	0	0	1,792,108
ENV Environmental	374,018	374,018	0	0	374,018	0	0	0	0	0	374,018
LA Land Acquisition	311,115	311,115	0	0	311,115	0	0	0	0	0	311,115
Expenditure Totals:	14,403,213	14,099,006	304,207	0	14,403,213	304,207	0	0	0	0	14,403,213

Fund Balance Required	Budget+Prop. Inc./Dec.	Available+Prop. Inc./Dec.
Water Fund - CIP Projects-4180	14,403,213	304,207



City of Modesto

Project #: 100576

PW - Residential Meter Installation - South Modesto



City of Modesto: 2024-28 Capital Improvement Program

PW - Residential Meter Installation - South Modesto

100576

Capital Un-sponsored

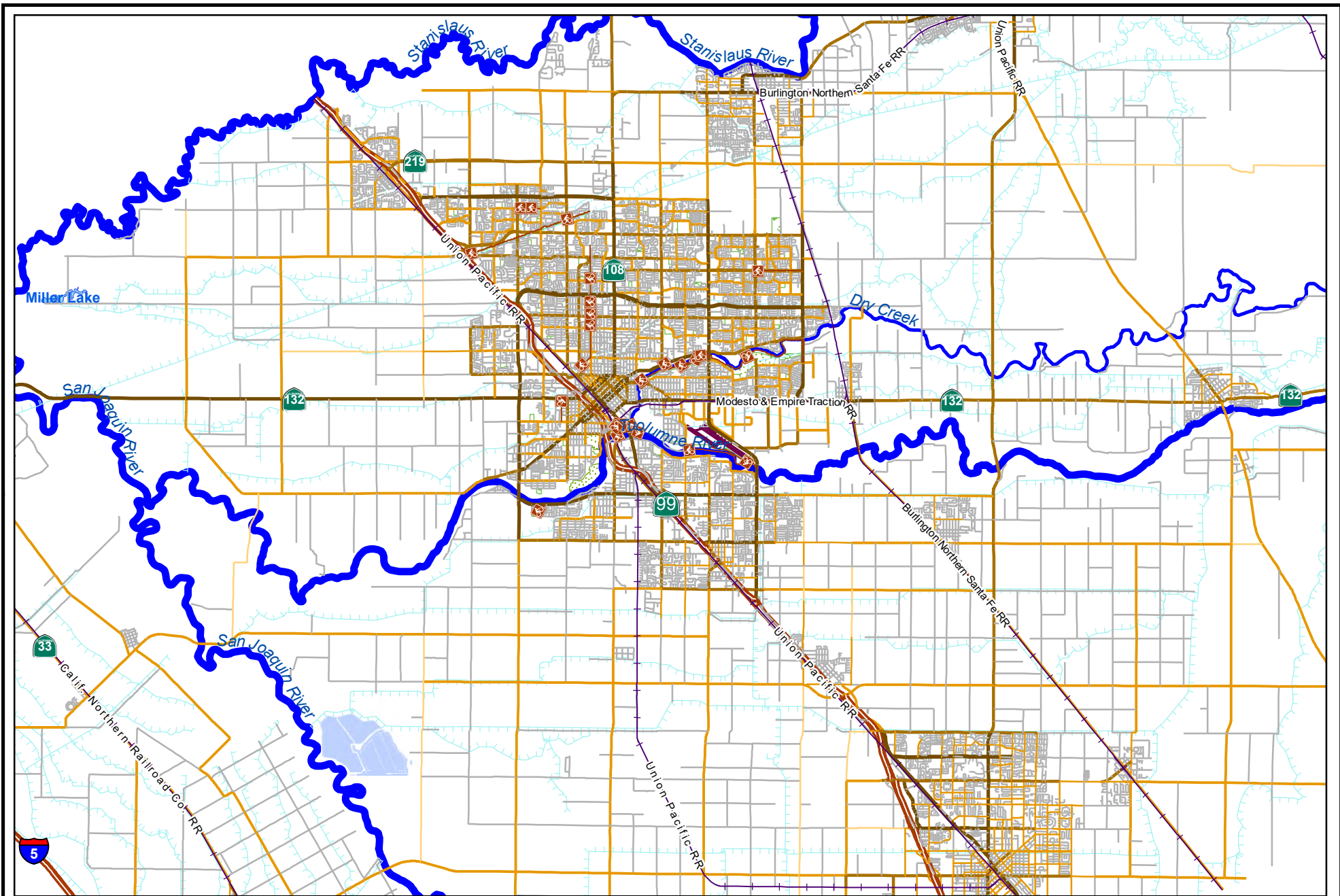
<i>Cost Center:</i> 59999	<i>Category:</i> Water	<i>Start Date:</i> 2019
<i>Hosting Fund:</i> Water Fund - CIP Projects-4180	<i>Type Class:</i> Water	<i>End Date:</i> 2023
<i>Element Listing:</i> Comm Svcs & Fac	<i>Area:</i> System Wide	<i>Status:</i> New
<i>Classification:</i> Improvements	<i>Manager:</i> Daniels, Jeff	<i>Const. Code:</i>

Proj Desc: This project is for the installation of approximately 4,600 water meters in the South Modesto area. This area is defined as north of Whitmore avenue and south of Tuolumne Blvd. East from Grimes Rd to Herndon Rd. including some installs in the airport area. Staff has an installation goal of 2,760 meters per year with two crews.

Proj Stat: Installations in the South Modesto area began in FY19/20 and the completion date is FY22/23.

Expenditures	Budget	Actual+Commit	Available	Prop. Inc./Dec. for 23-24	Budget+Prop. Inc./Dec.	Avail.+Prop. Inc./Dec.	24-25	25-26	26-27	27-28	Total Budgeted up to 2028
CCF City Construct Force	6,441,566	6,922,025	-480,459	0	6,441,566	-480,459	0	0	0	0	6,441,566
Expenditure Totals:	6,441,566	6,922,025	-480,459	0	6,441,566	-480,459	0	0	0	0	6,441,566

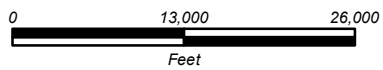
Fund Balance Required	Budget+Prop. Inc./Dec.	Available+Prop. Inc./Dec.
Water Fund - CIP Projects-4180	6,441,566	-480,459



City of Modesto

Project #: 100695

UPP - Water Fund Master Plan



City of Modesto: 2024-28 Capital Improvement Program

UPP - Water Fund Master Plan

100695
Capital Un-sponsored

<i>Cost Center:</i> 49999	<i>Category:</i> Water	<i>Start Date:</i> 2012
<i>Hosting Fund:</i> Water Fund - CIP Projects-4180	<i>Type Class:</i> Water	<i>End Date:</i> 2022
<i>Element Listing:</i> Comm Svcs & Fac	<i>Area:</i> System Wide	<i>Status:</i> Active
<i>Classification:</i> Improvements	<i>Manager:</i> Bond, Jack R	<i>Const. Code:</i> To be Closed

Proj Desc: This project will provide funding for the preparation of a system-wide Water Master Plan (WMP) and complete the associated environmental review (CEQA) work. The WMP will address, among other items, future sources of supply, water quality issues, water demands, conjunctive use strategies, water system modeling updates and capital improvements (for both existing and future customers).

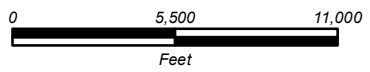
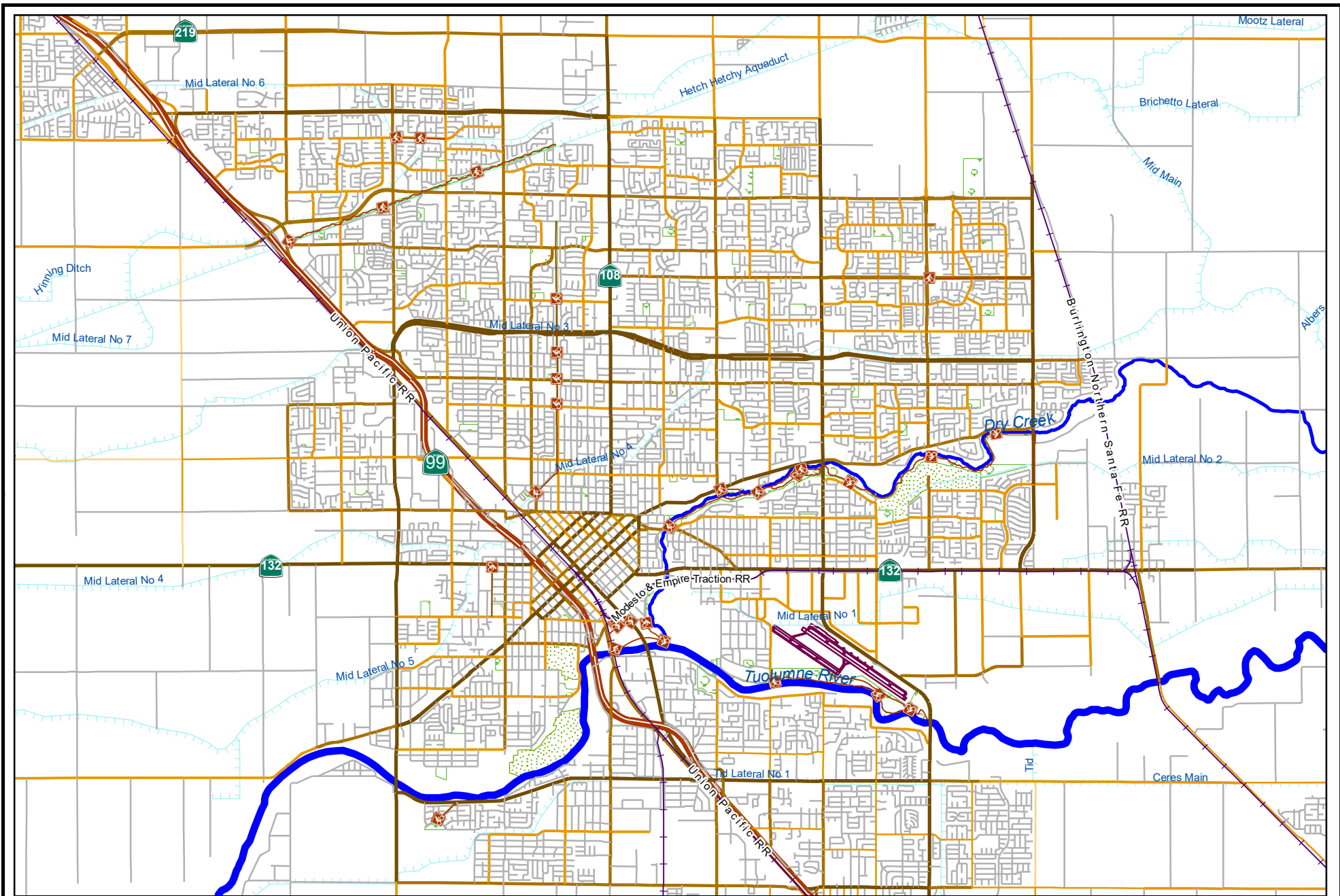
This project replaced 100487 due to a project conversion error into the new project/grants database.

Proj Stat: The WMP document is complete, and the CEQA work is expected to be complete FY 18/19. Budget capacity available in consultant contract for related modeling and analysis of system scenarios as needed through FY 19/20.

Revenues	Budget	Actuals+Commit	Available	Prop. Inc./Dec. for 23-24	Bud + Prop. Incr/Decr	Avail.+ Prop. Incr/Decr	24-25	25-26	26-27	27-28	Total Budgeted up to 2028
42402 Intergov - Local - City of Ceres	0	22,527	-22,527	0	0	-22,527	0	0	0	0	0
42418 Intergov - Local - City of Hughson	0	8,836	-8,836	0	0	-8,836	0	0	0	0	0
42510 Intergov - Other Government Agencies	0	29,633	-29,633	0	0	-29,633	0	0	0	0	0
Revenue Totals:	0	60,996	-60,996	0	0	-60,996	0	0	0	0	0

Expenditures	Budget	Actual+Commit	Available	Prop. Inc./Dec. for 23-24	Budget+Prop. Inc./Dec.	Avail.+Prop. Inc./Dec.	24-25	25-26	26-27	27-28	Total Budgeted up to 2028
EDA Eng/Design/Admin	2,114,776	2,087,898	26,878	0	2,114,776	26,878	0	0	0	0	2,114,776
ENV ENV Environmental	3,500	3,027	473	0	3,500	473	0	0	0	0	3,500
Expenditure Totals:	2,118,276	2,090,925	27,351	0	2,118,276	27,351	0	0	0	0	2,118,276

Fund Balance Required	Budget+Prop. Inc./Dec.	Available+Prop. Inc./Dec.
Water Fund - CIP Projects-4180	2,118,276	88,347



City of Modesto

Project #: 100798

PW - Installation of Flush Lines



City of Modesto: 2024-28 Capital Improvement Program

PW - Installation of Flush Lines

100798

Capital Un-sponsored

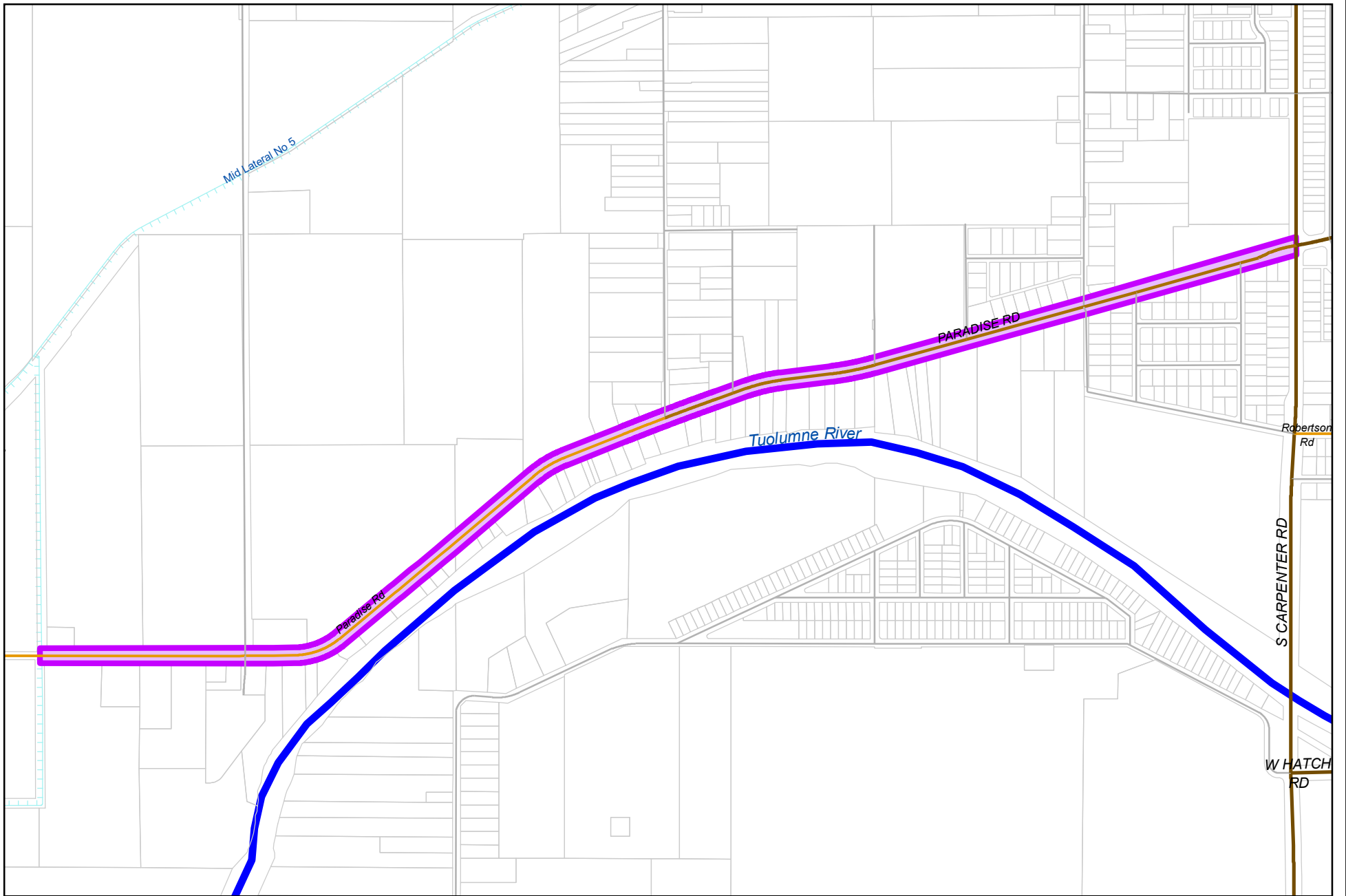
<i>Cost Center:</i> 59999	<i>Category:</i> Water	<i>Start Date:</i> 2020
<i>Hosting Fund:</i> Water Fund - CIP Projects-4180	<i>Type Class:</i> Water	<i>End Date:</i> 2024
<i>Element Listing:</i> Comm Svcs & Fac	<i>Area:</i> Within City	<i>Status:</i> Active
<i>Classification:</i> Replacement	<i>Manager:</i> Bryant, Tamorah	<i>Const. Code:</i> Not Awarded

Proj Desc: This project will install flush lines at well sites 40, 41 & 265. Installing flush lines will facilitate the flushing and sampling process prior to bringing wells back online when there has been contamination. The flush line at well site 16 was eliminated as water operations completed construction.

Proj Stat: Project is currently at 95% design. Construction anticipated to begin in FY 23/24.

Expenditures	Budget	Actual+Commit	Available	Prop. Inc./Dec. for 23-24	Budget+Prop. Inc./Dec.	Avail.+Prop. Inc./Dec.	24-25	25-26	26-27	27-28	Total Budgeted up to 2028
CA Construction Admin	160,000	501	159,499	0	160,000	159,499	0	0	0	0	160,000
CCF City Construct Force	300,000	163,550	136,450	0	300,000	136,450	0	0	0	0	300,000
CON Construction	1,492,000	0	1,492,000	0	1,492,000	1,492,000	0	0	0	0	1,492,000
CTGY-CIP Contingency - CIP	160,000	0	160,000	0	160,000	160,000	0	0	0	0	160,000
EDA Eng/Design/Admin	312,000	173,591	138,409	0	312,000	138,409	0	0	0	0	312,000
Expenditure Totals:	2,424,000	337,642	2,086,358	0	2,424,000	2,086,358	0	0	0	0	2,424,000

Fund Balance Required	Budget+Prop. Inc./Dec.	Available+Prop. Inc./Dec.
Water Fund - CIP Projects-4180	2,424,000	2,086,358



City of Modesto

Project #: 100804

UPP - Paradise Strengthen & Replace Water Mains - Phase 1



City of Modesto: 2024-28 Capital Improvement Program

UPP - Paradise Water Main

100804
Capital Un-sponsored

<i>Cost Center:</i> 59999	<i>Category:</i> Water	<i>Start Date:</i> 2014
<i>Hosting Fund:</i> Water Fund - CIP Projects-4180	<i>Type Class:</i> Water	<i>End Date:</i> 2026
<i>Element Listing:</i> Comm Svcs & Fac	<i>Area:</i> Within City	<i>Status:</i> Active
<i>Classification:</i> Replacement	<i>Manager:</i> Bryant, Tamorah	<i>Const. Code:</i> Not Awarded

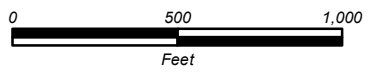
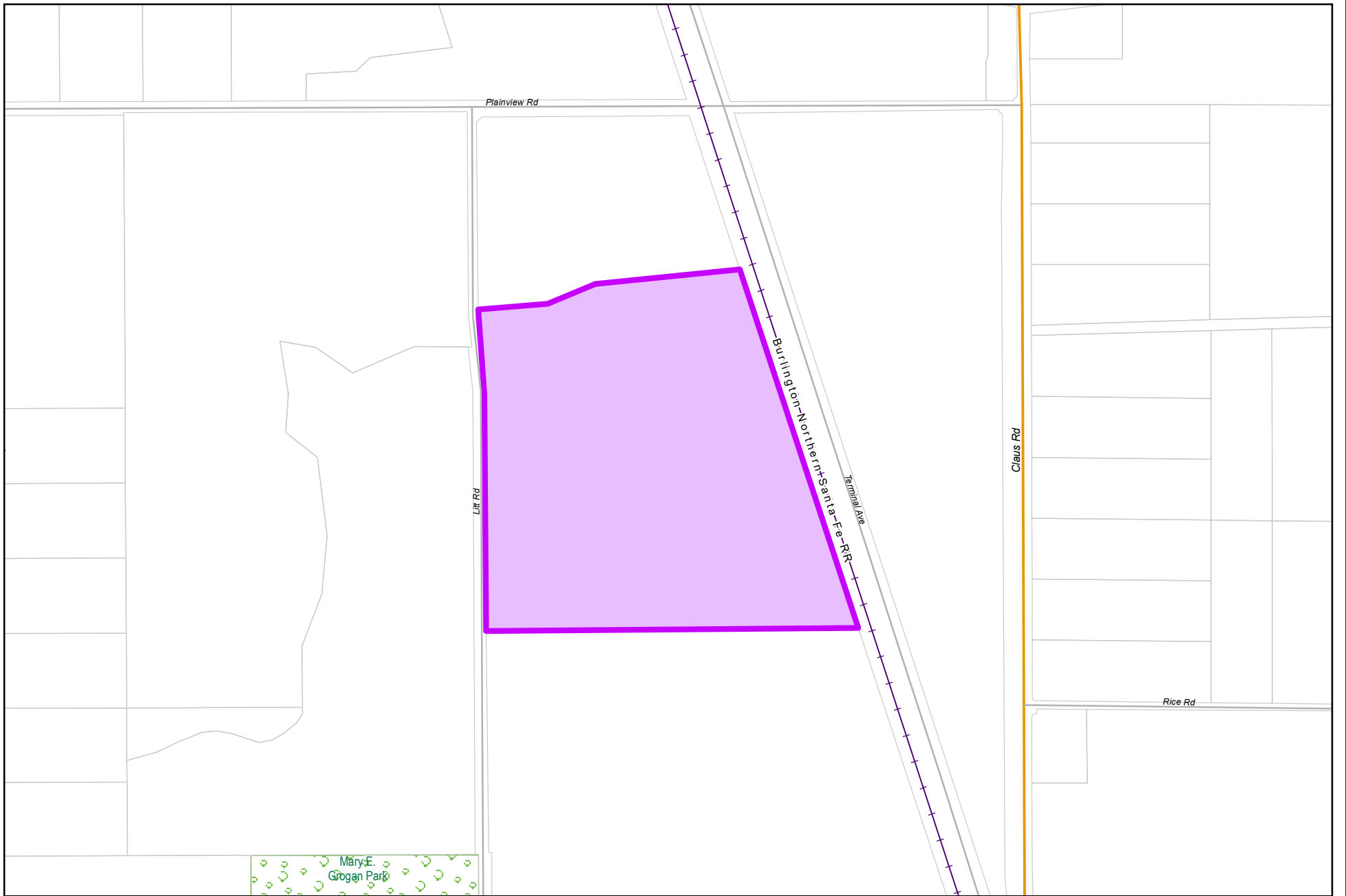
Proj Desc: Existing water lines in the Paradise / Ohio/Grimes are approximately 60 year old steel mains that are small in diameter and need to be replaced in accordance with industry standard practice. This project is the second phase which will provide funding to install new 8" and 12" water lines with individual residential services and additional fire hydrants. Improvements to Grimes Avenue north of Paradise, Ohio Ave, north of Paradise to MID canal, Michael Ave., Mosher Ave. and Paradise (Pauline to Ohio)

Proj Stat Continued: Phase 2 located in CIP 101082 was closed due to inactivity.

Proj Stat: Due to size and complexity, the project has been split into two phases. Design of the first phase is expected to be completed in FY 23/24 and construction in FY 24/25. Design and construction of the second phase will be developed at a later stage.

Expenditures	Budget	Actual+Commit	Available	Prop. Inc./Dec. for 23-24	Budget+Prop. Inc./Dec.	Avail.+Prop. Inc./Dec.	24-25	25-26	26-27	27-28	Total Budgeted up to 2028
CA Construction Admin	169,000	5,800	163,200	0	169,000	163,200	0	0	0	0	169,000
CCF City Construct Force	32,614	0	32,614	0	32,614	32,614	0	0	0	0	32,614
CON Construction	2,000,000	0	2,000,000	0	2,000,000	2,000,000	0	0	0	0	2,000,000
CTGY-CIP Contingency - CIP	210,000	0	210,000	0	210,000	210,000	0	0	0	0	210,000
EDA Eng/Design/Admin	311,000	198,115	112,885	0	311,000	112,885	0	0	0	0	311,000
LA Land Acquisition	15,000	4,000	11,000	0	15,000	11,000	0	0	0	0	15,000
Expenditure Totals:	2,737,614	207,914	2,529,700	0	2,737,614	2,529,700	0	0	0	0	2,737,614

Fund Balance Required	Budget+Prop. Inc./Dec.	Available+Prop. Inc./Dec.
Water Fund - CIP Projects-4180	2,737,614	2,529,700



City of Modesto

Project #: 100812

UPP - Water Corp Yard



City of Modesto: 2024-28 Capital Improvement Program

UPP - Water Corp Yard (Suspended)

100812

Capital Un-sponsored

<i>Cost Center:</i> 59999	<i>Category:</i> Water	<i>Start Date:</i> 2014
<i>Hosting Fund:</i> Water Fund - CIP Projects-4180	<i>Type Class:</i> Water	<i>End Date:</i> 2023
<i>Element Listing:</i> Comm Svcs & Fac	<i>Area:</i> Within City	<i>Status:</i> Active
<i>Classification:</i> Improvements	<i>Manager:</i> Bryant, Tamorah	<i>Const. Code:</i> To be Closed

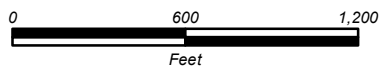
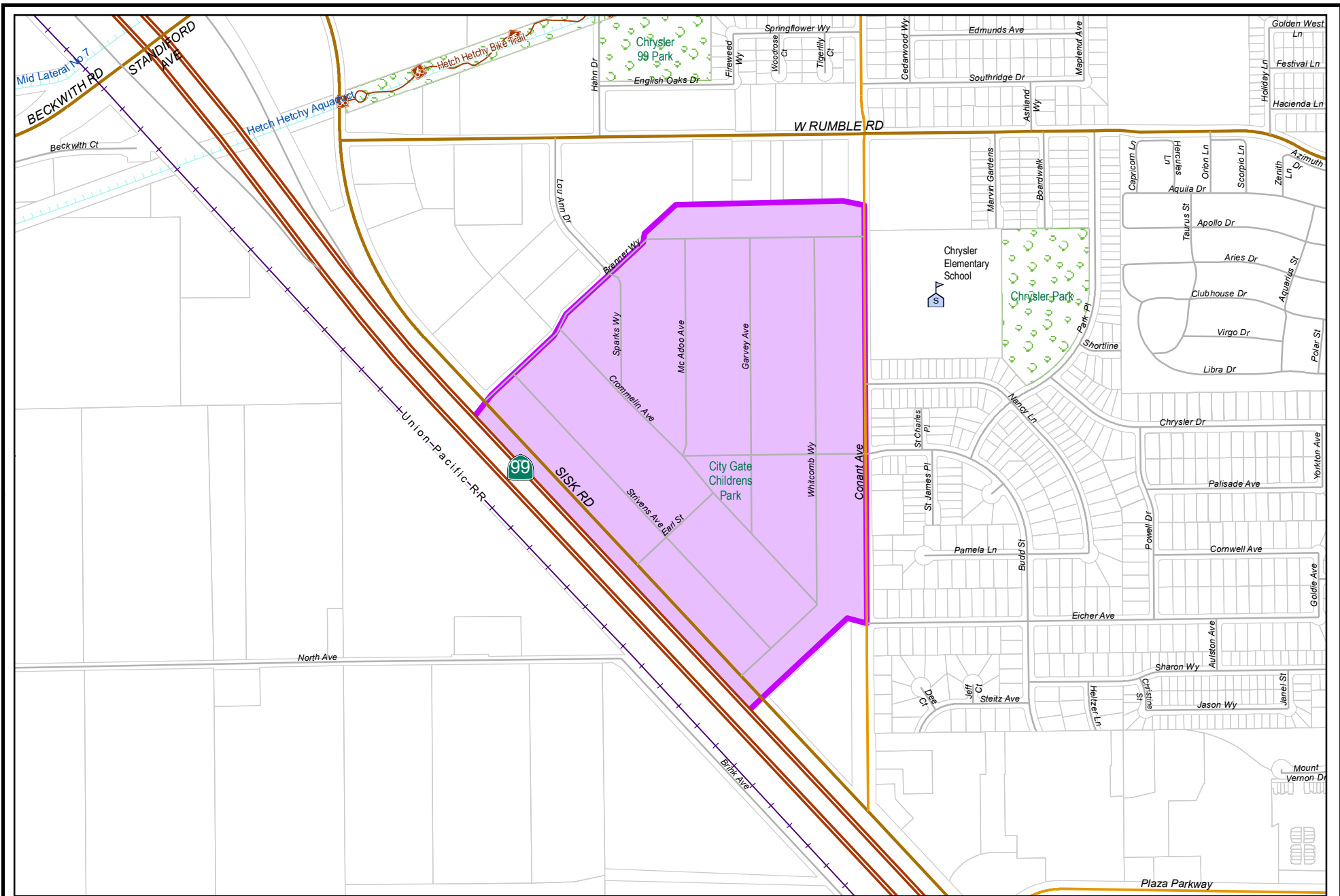
Proj Desc: This project will develop and construct a new Water Corporation Yard for the Water Services Division utilizing the Design-Build (DB) procurement method. The initial phase of the project involved the purchase of land for the Corporation Yard. The next phase will require the services of a DB owner-advisor who will prepare scoping documents and preliminary site layouts, navigating the design-build process by preparing requests for qualifications, requests for proposals and assisting with the selection of the DB team. The DB team will ultimately design and construct the new Water Corporation Yard.

Proj Stat: Land acquired in FY 16; Scoping, site planning and preliminary design to be complete by May of 2017, with final design to be complete and construction to began in FY 19. Construction completed in FY 20 with project to be closed out in FY 22/23.

Revenues	Budget	Actuals+Commit	Available	Prop. Inc./Dec. for 23-24	Bud + Prop. Incr/Decr	Avail.+ Prop. Incr/Decr	24-25	25-26	26-27	27-28	Total Budgeted up to 2028
47020 Refunds, Damages, and Cost Recovery	0	5,081	-5,081	0	0	-5,081	0	0	0	0	0
Revenue Totals:	0	5,081	-5,081	0	0	-5,081	0	0	0	0	0

Expenditures	Budget	Actual+Commit	Available	Prop. Inc./Dec. for 23-24	Budget+Prop. Inc./Dec.	Avail.+Prop. Inc./Dec.	24-25	25-26	26-27	27-28	Total Budgeted up to 2028
CA Construction Admin	87,504	86,446	1,058	0	87,504	1,058	0	0	0	0	87,504
CCF City Constr Forces	77,096	76,533	563	0	77,096	563	0	0	0	0	77,096
CON Construction	13,650,000	13,650,000	0	0	13,650,000	0	0	0	0	0	13,650,000
CTGY-CIP Contingency - CIP	1,461,194	1,458,108	3,086	0	1,461,194	3,086	0	0	0	0	1,461,194
EDA Eng/Design/Admin	2,258,942	2,255,488	3,454	0	2,258,942	3,454	0	0	0	0	2,258,942
ENV CIP - Environmental	159,806	131,100	28,706	0	159,806	28,706	0	0	0	0	159,806
LA Land Acquisition	2,186,958	2,190,133	-3,175	0	2,186,958	-3,175	0	0	0	0	2,186,958
Expenditure Totals:	19,881,500	19,847,808	33,692	0	19,881,500	33,692	0	0	0	0	19,881,500

Fund Balance Required	Budget+Prop. Inc./Dec.	Available+Prop. Inc./Dec.
Water Fund - CIP Projects-4180	19,881,500	38,773



City of Modesto

Project #: 100846

UTI - Highway Village Strengthen & Replace Water Mains



City of Modesto: 2024-28 Capital Improvement Program

UTI - Highway Village Strengthen & Replace Water Mains

100846

Capital Un-sponsored

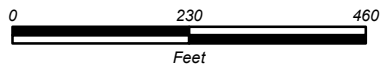
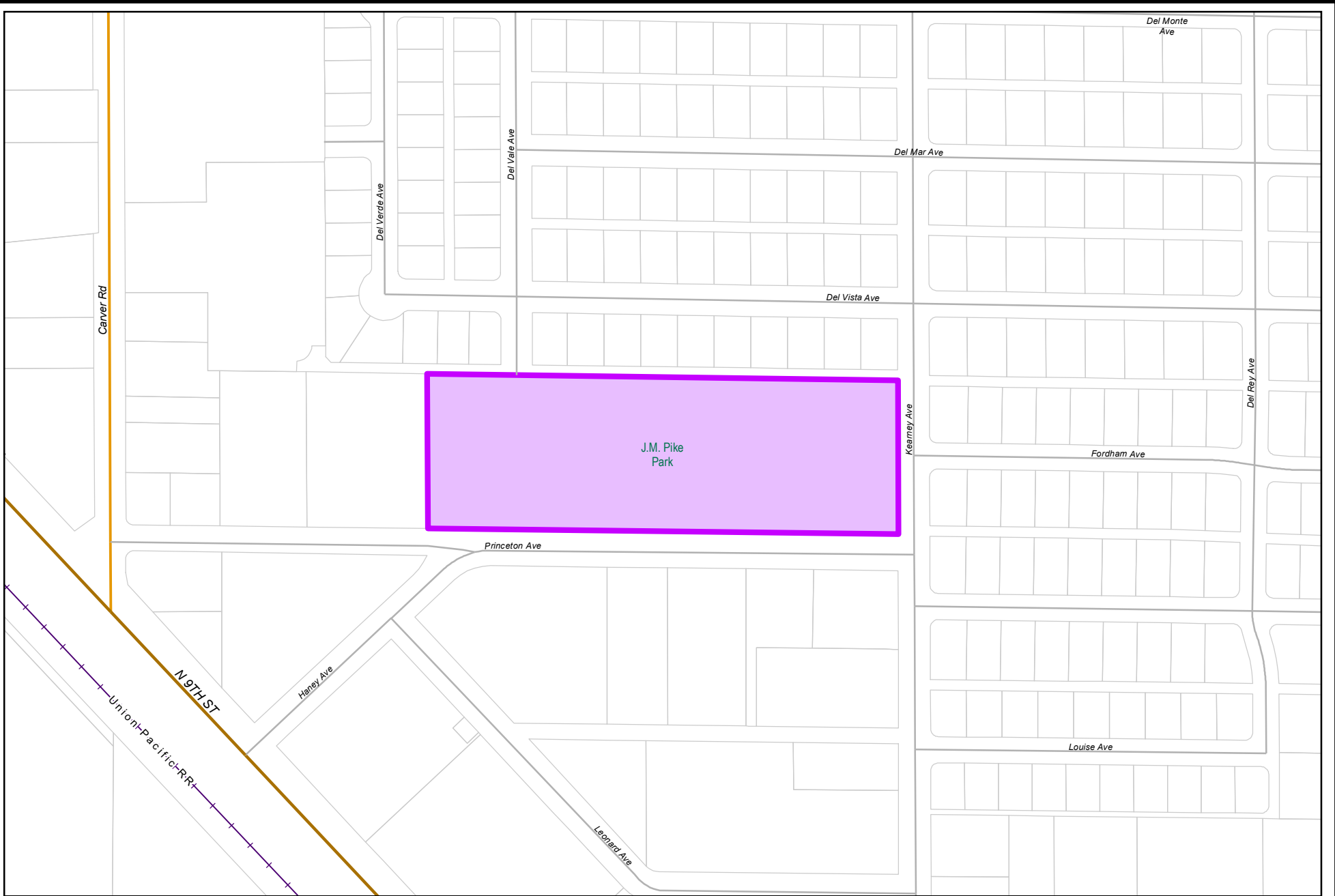
<i>Cost Center:</i> 49999	<i>Category:</i> Water	<i>Start Date:</i> 2016
<i>Hosting Fund:</i> Water Fund - CIP Projects-4180	<i>Type Class:</i> Water	<i>End Date:</i> 2024
<i>Element Listing:</i> Comm Svcs & Fac	<i>Area:</i> System Wide	<i>Status:</i> Active
<i>Classification:</i> Replacement	<i>Manager:</i> Bryant, Tamorah	<i>Const. Code:</i> Under Construction

Proj Desc: This project will provide funding to replace existing water mains within the Highway Village triangular area generally bounded by Conant on the East , Rumble on the North, and Sisk Road to the Southwest. Existing water mains in this area are old, undersized steel mains which are prone to leaking and low pressures. This project will replace the existing system with City standard water mains, valves and hydrants to improve system reliability, flows and pressures.

Proj Stat: Construction to be Complete in FY 23/24.

Expenditures	Budget	Actual+Commit	Available	Prop. Inc./Dec. for 23-24	Budget+Prop. Inc./Dec.	Avail.+Prop. Inc./Dec.	24-25	25-26	26-27	27-28	Total Budgeted up to 2028
CA Construction Admin	731,261	665,235	66,026	0	731,261	66,026	0	0	0	0	731,261
CCF City Construct Force	50,000	0	50,000	0	50,000	50,000	0	0	0	0	50,000
CON Construction	4,074,652	4,074,652	0	0	4,074,652	0	0	0	0	0	4,074,652
CTGY-CIP Contingency - CIP	407,437	0	407,437	0	407,437	407,437	0	0	0	0	407,437
EDA Eng/Design/Admin	489,396	325,854	163,542	0	489,396	163,542	0	0	0	0	489,396
Expenditure Totals:	5,752,746	5,065,741	687,005	0	5,752,746	687,005	0	0	0	0	5,752,746

Fund Balance Required	Budget+Prop. Inc./Dec.	Available+Prop. Inc./Dec.
Water Fund - CIP Projects-4180	5,752,746	687,005



City of Modesto

Project #: 100851

UTL - Pike Park Neighborhood Strengthen & Replace Water Mains



City of Modesto: 2024-28 Capital Improvement Program

UTL - Pike Park Neighborhood Strengthen & Replace Water Mains

100851

Capital Un-sponsored

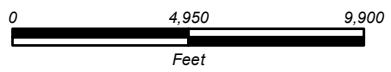
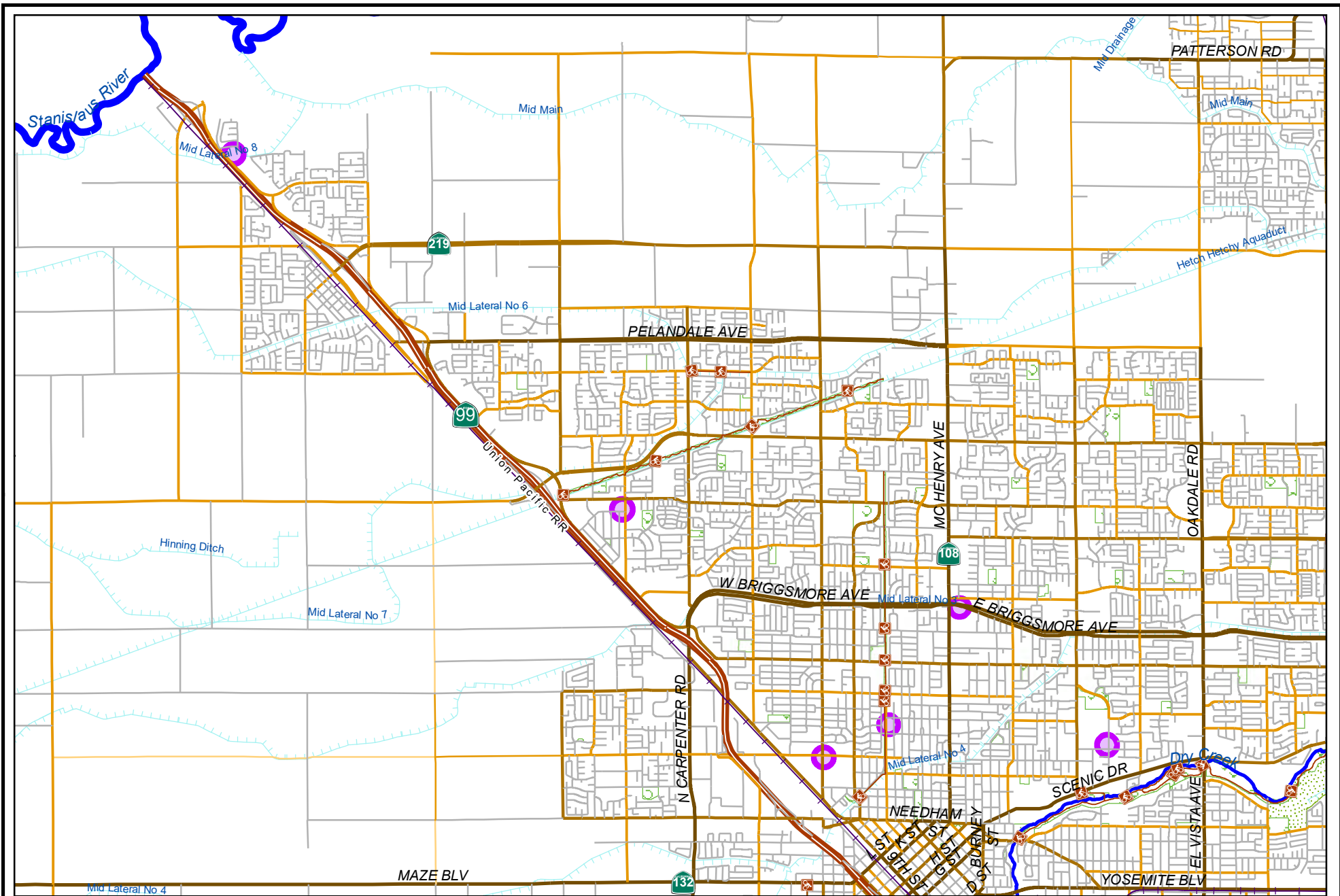
<i>Cost Center:</i> 49999	<i>Category:</i> Water	<i>Start Date:</i> 2022
<i>Hosting Fund:</i> Water Fund - CIP Projects-4180	<i>Type Class:</i> Water	<i>End Date:</i> 2025
<i>Element Listing:</i> Comm Svcs & Fac	<i>Area:</i> System Wide	<i>Status:</i> Active
<i>Classification:</i> Replacement	<i>Manager:</i> Bryant, Tamorah	<i>Const. Code:</i> Not Awarded

Proj Desc: This project will provide funding to replace existing water mains within the Pike Park Neighborhood area generally bounded by Tully on the East , Roseburg on the North, Carver on the West, and Coldwell on the South. Existing water mains in this area are old, undersized steel mains which are prone to leaking and low pressures. This project will replace the existing system with City standard water mains, valves and hydrants to improve system reliability, flows and pressures.

Proj Stat: Design Scheduled for FY 22/23; Construction to begin FY 23/24.

Expenditures	Budget	Actual+Commit	Available	Prop. Inc./Dec. for 23-24	Budget+Prop. Inc./Dec.	Avail.+Prop. Inc./Dec.	24-25	25-26	26-27	27-28	Total Budgeted up to 2028
CA Construction Admin	459,457	0	459,457	0	459,457	459,457	0	0	0	0	459,457
CCF City Construct Force	15,000	0	15,000	0	15,000	15,000	0	0	0	0	15,000
CON Construction	4,594,573	0	4,594,573	0	4,594,573	4,594,573	0	0	0	0	4,594,573
CTGY-CIP Contingency - CIP	459,457	0	459,457	0	459,457	459,457	0	0	0	0	459,457
EDA Eng/Design/Admin	829,824	659,663	170,161	0	829,824	170,161	0	0	0	0	829,824
Expenditure Totals:	6,358,311	659,663	5,698,648	0	6,358,311	5,698,648	0	0	0	0	6,358,311

Fund Balance Required	Budget+Prop. Inc./Dec.	Available+Prop. Inc./Dec.
Water Fund - CIP Projects-4180	6,358,311	5,698,648



City of Modesto

Project #: 100853

UTL - Well 72 (Replacing 229) Subsurface



City of Modesto: 2024-28 Capital Improvement Program

Well 72 (Replacing Well 229) (suspended)

100853

Capital Un-sponsored

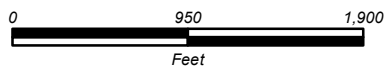
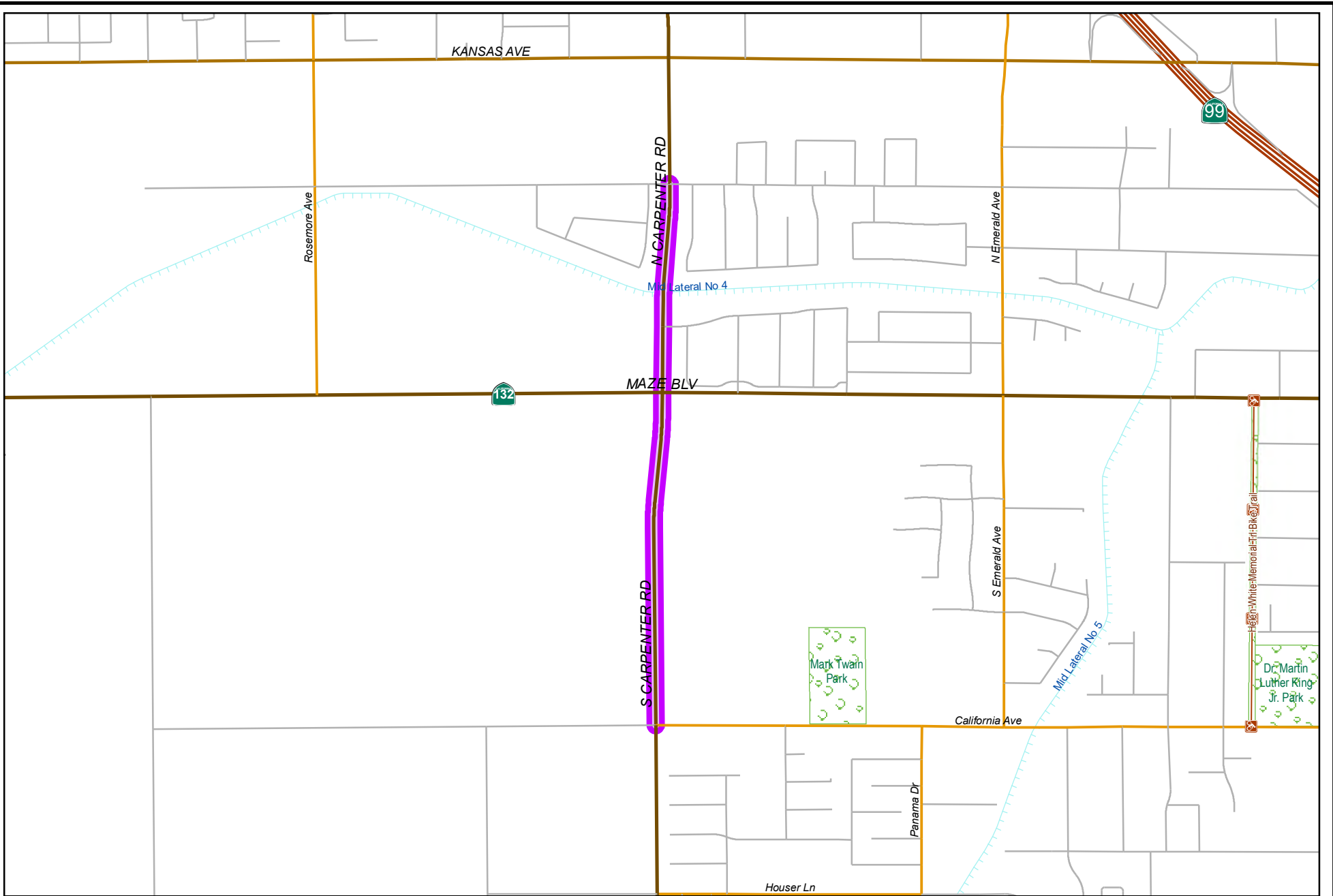
<i>Cost Center:</i> 49999	<i>Category:</i> Water	<i>Start Date:</i> 2016
<i>Hosting Fund:</i> Water Fund - CIP Projects-4180	<i>Type Class:</i> Water	<i>End Date:</i> 2021
<i>Element Listing:</i> Comm Svcs & Fac	<i>Area:</i> System Wide	<i>Status:</i> Active
<i>Classification:</i> Maintenance	<i>Manager:</i> Bryant, Tamorah	<i>Const. Code:</i> To be Closed

Proj Desc: This project will provide funding for engineering design, subsurface investigation, and consultant hydro-geologist work where required, to drill a new well at existing well site 229. This project is intended to limit the amount of treatment and restore the well to its optimum capacity. This project will design and construct the below ground replacement only. Above ground pumps, piping, and electrical work are to be funded by another CIP. As a requirement from the State Department of Water Resources, any new well drilled is required to have a new identifier. The city assigned the new well #72.

Proj Stat: Drought/Non-potable use potential of wells has delayed destruction and replacement of various wells. Design began in Spring 2017 and construction was completed in Fall 2019. Project was closed in FY 20/21.

Expenditures	Budget	Actual+Commit	Available	Prop. Inc./Dec. for 23-24	Budget+Prop. Inc./Dec.	Avail.+Prop. Inc./Dec.	24-25	25-26	26-27	27-28	Total Budgeted up to 2028
CA Construction Admin	60,034	38,843	21,191	0	60,034	21,191	0	0	0	0	60,034
CC Consultant Charges	0	0	0	0	0	0	0	0	0	0	0
CCF City Construct Force	17,000	0	17,000	0	17,000	17,000	0	0	0	0	17,000
CON Construction	556,906	482,697	74,209	0	556,906	74,209	0	0	0	0	556,906
CTGY-CIP Contingency - CIP	139,227	15,154	124,073	0	139,227	124,073	0	0	0	0	139,227
EDA Eng/Design/Admin	1,109,868	1,033,136	76,732	0	1,109,868	76,732	0	0	0	0	1,109,868
ENV CIP - Environmental	136	136	0	0	136	0	0	0	0	0	136
Expenditure Totals:	1,883,171	1,569,966	313,205	0	1,883,171	313,205	0	0	0	0	1,883,171

Fund Balance Required	Budget+Prop. Inc./Dec.	Available+Prop Inc./Dec.
Water Fund - CIP Projects-4180	1,883,171	313,205



City of Modesto

Project #: 100923

UTL - SR 132 Relocate Water Mains



City of Modesto: 2024-28 Capital Improvement Program

UTL - SR 132 Relocation - Water Mains

100923
Capital Un-sponsored

<i>Cost Center:</i> 49999	<i>Category:</i> Water	<i>Start Date:</i> 2017
<i>Hosting Fund:</i> Water Fund - CIP Projects-4180	<i>Type Class:</i> Water	<i>End Date:</i> 2023
<i>Element Listing:</i> Comm Svcs & Fac	<i>Area:</i> System Wide	<i>Status:</i> Active
<i>Classification:</i> Replacement	<i>Manager:</i> Bryant, Tamorah	<i>Const. Code:</i> To be Closed

Proj Desc: This project will provide funding for Phase 1A to replace and upsize an existing water main in Carpenter Road across from the proposed new SR132.

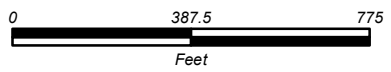
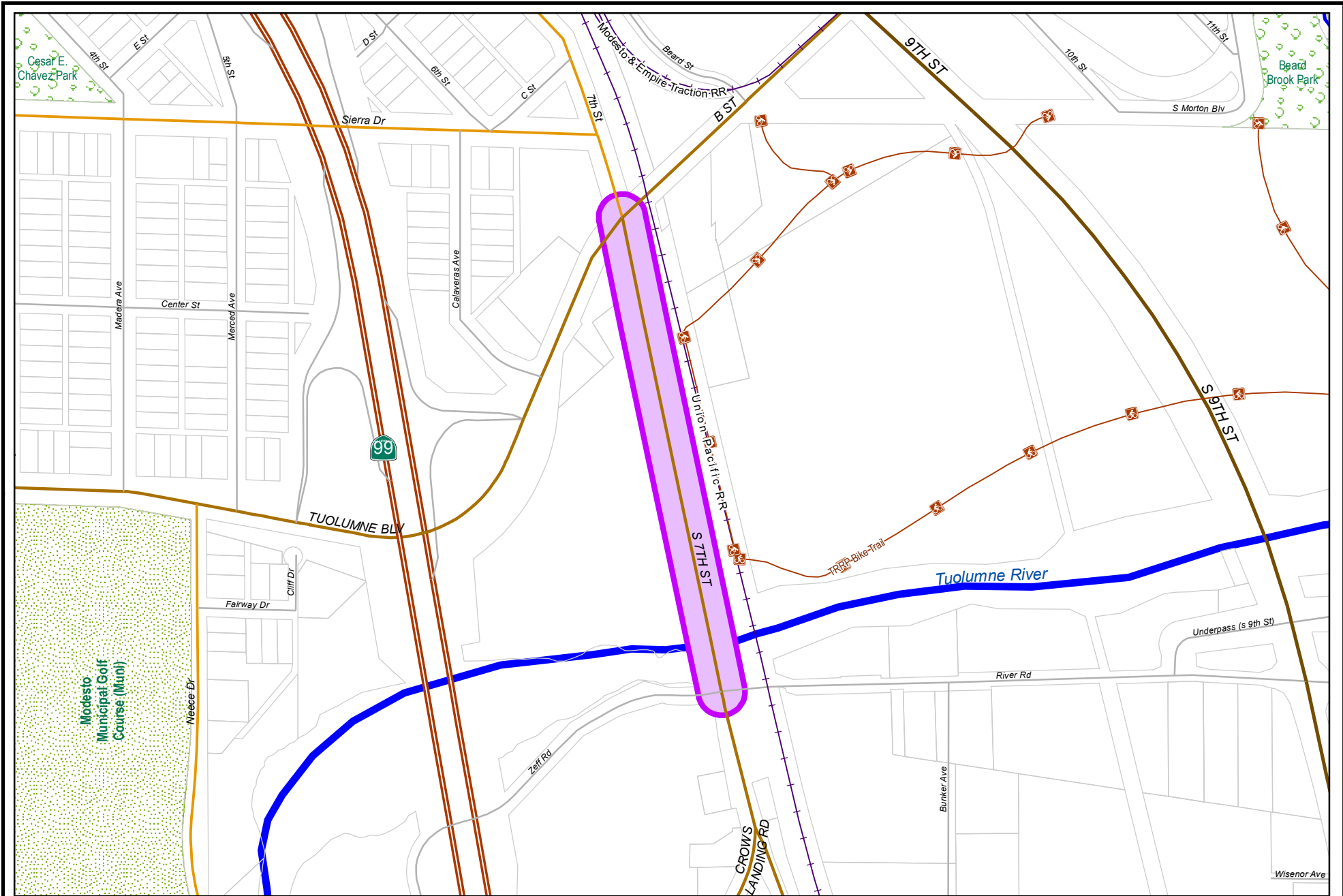
Other impacts occur at Rosemere, Emerald & Kansas where lines will be brought up to City standards or abandoned.

The design will be developed and incorporated into the Community Economic Development project SR132 construction documents.

Proj Stat: Project was completed in FY 22/23. Project closeout currently in progress.

Expenditures	Budget	Actual+Commit	Available	Prop. Inc./Dec. for 23-24	Budget+Prop. Inc./Dec.	Avail.+Prop. Inc./Dec.	24-25	25-26	26-27	27-28	Total Budgeted up to 2028
CA Construction Admin	72,721	0	72,721	0	72,721	72,721	0	0	0	0	72,721
CCF City Construct Force	40,000	69,164	-29,164	0	40,000	-29,164	0	0	0	0	40,000
CON Construction	673,339	581,524	91,815	0	673,339	91,815	0	0	0	0	673,339
CTGY Contingency - CIP	133,169	0	133,169	0	133,169	133,169	0	0	0	0	133,169
EDA Eng/Design/Admin	97,726	12,453	85,273	0	97,726	85,273	0	0	0	0	97,726
Expenditure Totals:	1,016,955	663,141	353,814	0	1,016,955	353,814	0	0	0	0	1,016,955

Fund Balance Required	Budget+Prop. Inc./Dec.	Available+Prop. Inc./Dec.
Water Fund - CIP Projects-4180	1,016,955	353,814



City of Modesto

Project #: 100933

UTL - 7th Street Bridge Water Main



City of Modesto: 2024-28 Capital Improvement Program

UTL - 7th Street Bridge Water Main

100933

Capital Un-sponsored

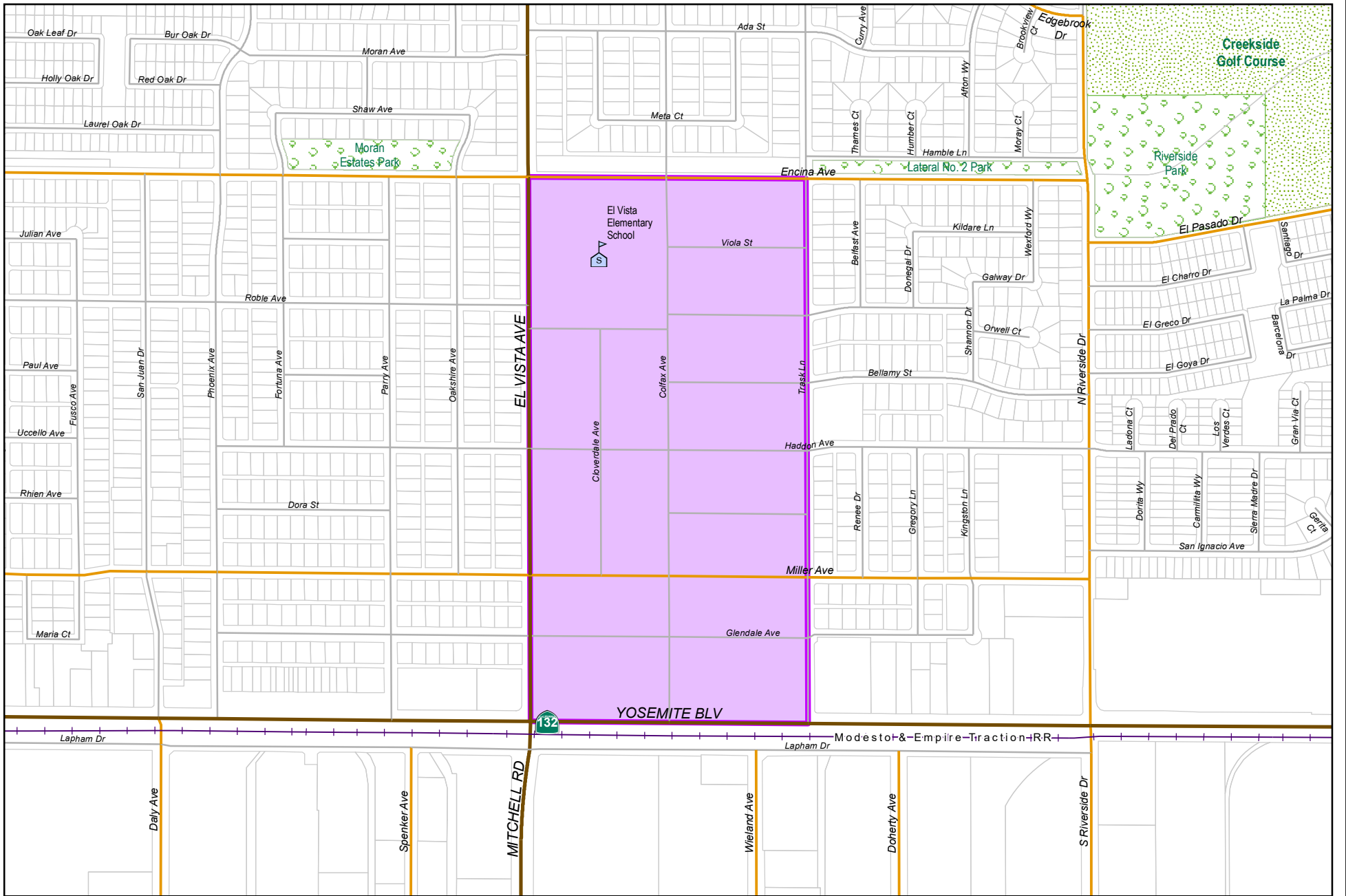
<i>Cost Center:</i> 49999	<i>Category:</i> Water	<i>Start Date:</i> 2017
<i>Hosting Fund:</i> Water Fund - CIP Projects-4180	<i>Type Class:</i> Water	<i>End Date:</i> 2026
<i>Element Listing:</i> Comm Svcs & Fac	<i>Area:</i> System Wide	<i>Status:</i> Active
<i>Classification:</i> Improvements	<i>Manager:</i> Bryant, Tamorah	<i>Const. Code:</i> Not Awarded

Proj Desc: This project will provide funding for design and construction of a approximately 1,560 LF of new 16-inch water main in the 7th Street Bridge, in conjunction with the bridge replacement project. Stanislaus County is the lead agency, Phil Soares is the City contact, CH2MHill is the Consultant Engineer.

Proj Stat: The project is in environmental review process as of December 2015. Alternative 2B has been recommended and approved by Council. Bridge design is anticipated to start 2017 with construction anticipated to begin in 2024.

Expenditures	Budget	Actual+Commit	Available	Prop. Inc./Dec. for 23-24	Budget+Prop. Inc./Dec.	Avail.+Prop. Inc./Dec.	24-25	25-26	26-27	27-28	Total Budgeted up to 2028
CA Construction Admin	100,000	0	100,000	0	100,000	100,000	0	0	0	0	100,000
CCF City Construct Force	50,000	0	50,000	0	50,000	50,000	0	0	0	0	50,000
CON Construction	1,000,000	29	999,971	0	1,000,000	999,971	0	0	0	0	1,000,000
CTGY-CIP Contingency - CIP	100,000	0	100,000	0	100,000	100,000	0	0	0	0	100,000
EDA Eng/Design/Admin	100,000	8,634	91,366	0	100,000	91,366	0	0	0	0	100,000
Expenditure Totals:	1,350,000	8,662	1,341,338	0	1,350,000	1,341,338	0	0	0	0	1,350,000

Fund Balance Required	Budget+Prop. Inc./Dec.	Available+Prop. Inc./Dec.
Water Fund - CIP Projects-4180	1,350,000	1,341,338



City of Modesto

Project #: 100953

UTL - La Loma Phase 3A Strengthen and Replace Water Mains



City of Modesto: 2024-28 Capital Improvement Program

UTL - La Loma Phase 3A S&R Water Mains

100953

Capital Un-sponsored

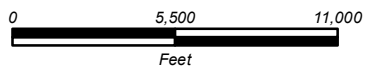
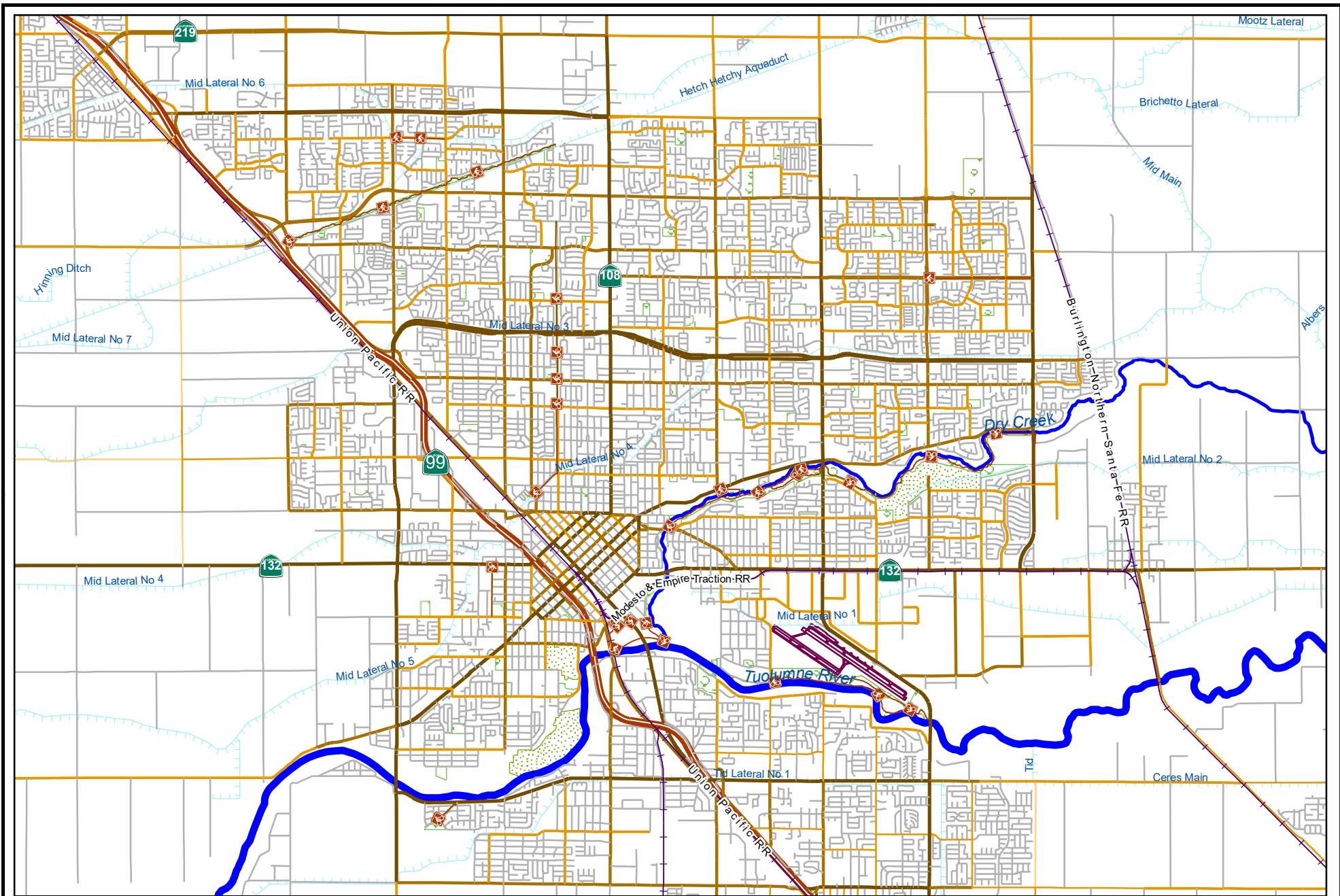
<i>Cost Center:</i> 49999	<i>Category:</i> Water	<i>Start Date:</i> 2017
<i>Hosting Fund:</i> Water Fund - CIP Projects-4180	<i>Type Class:</i> Water	<i>End Date:</i> 2024
<i>Element Listing:</i> Comm Svcs & Fac	<i>Area:</i> System Wide	<i>Status:</i> Active
<i>Classification:</i> Replace	<i>Manager:</i> Bryant, Tamorah	<i>Const. Code:</i> Under Construction

Proj Desc: This project will provide funding to replace approximately 16,400 LF of aged existing water mains within the La Loma Neighborhood generally bounded by Trask Ln on the East , Encina Ave on the North, and El Vista Ave on the West, and Yosemite Blvd on the South. Existing water mains in this area are old, undersized steel mains which are prone to leaking and low pressures. This project will replace the existing system with City standard water mains, valves and hydrants to improve system reliability, flows and pressures.

Proj Stat: Construction is anticipated to be completed in FY 23/24.

Expenditures	Budget	Actual+Commit	Available	Prop. Inc./Dec. for 23-24	Budget+Prop. Inc./Dec.	Avail.+Prop. Inc./Dec.	24-25	25-26	26-27	27-28	Total Budgeted up to 2028
CA Construction Admin	460,000	2,794	457,206	0	460,000	457,206	0	0	0	0	460,000
CCF City Construct Force	50,000	0	50,000	0	50,000	50,000	0	0	0	0	50,000
CON Construction	4,600,000	0	4,600,000	0	4,600,000	4,600,000	0	0	0	0	4,600,000
CTGY-CIP Contingency - CIP	250,000	0	250,000	0	250,000	250,000	0	0	0	0	250,000
EDA Eng/Design/Admin	373,000	292,624	80,376	0	373,000	80,376	0	0	0	0	373,000
Expenditure Totals:	5,733,000	295,418	5,437,582	0	5,733,000	5,437,582	0	0	0	0	5,733,000

Fund Balance Required	Budget+Prop. Inc./Dec.	Available+Prop. Inc./Dec.
Water Fund - CIP Projects-4180	5,733,000	5,437,582



City of Modesto

Project #: 101003

UPP - SCADA Master Plan



City of Modesto: 2024-28 Capital Improvement Program

UPP - SCADA Master Plan

101003

Capital Un-sponsored

<i>Cost Center:</i> 49999	<i>Category:</i> Water	<i>Start Date:</i> 2018
<i>Hosting Fund:</i> Water Fund - CIP Projects-4180	<i>Type Class:</i> Water	<i>End Date:</i> 2024
<i>Element Listing:</i> Comm Svcs & Fac	<i>Area:</i> System Wide	<i>Status:</i> Active
<i>Classification:</i> Maintenance	<i>Manager:</i> Bryant, Tamorah	<i>Const. Code:</i> To be Closed

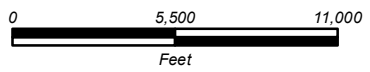
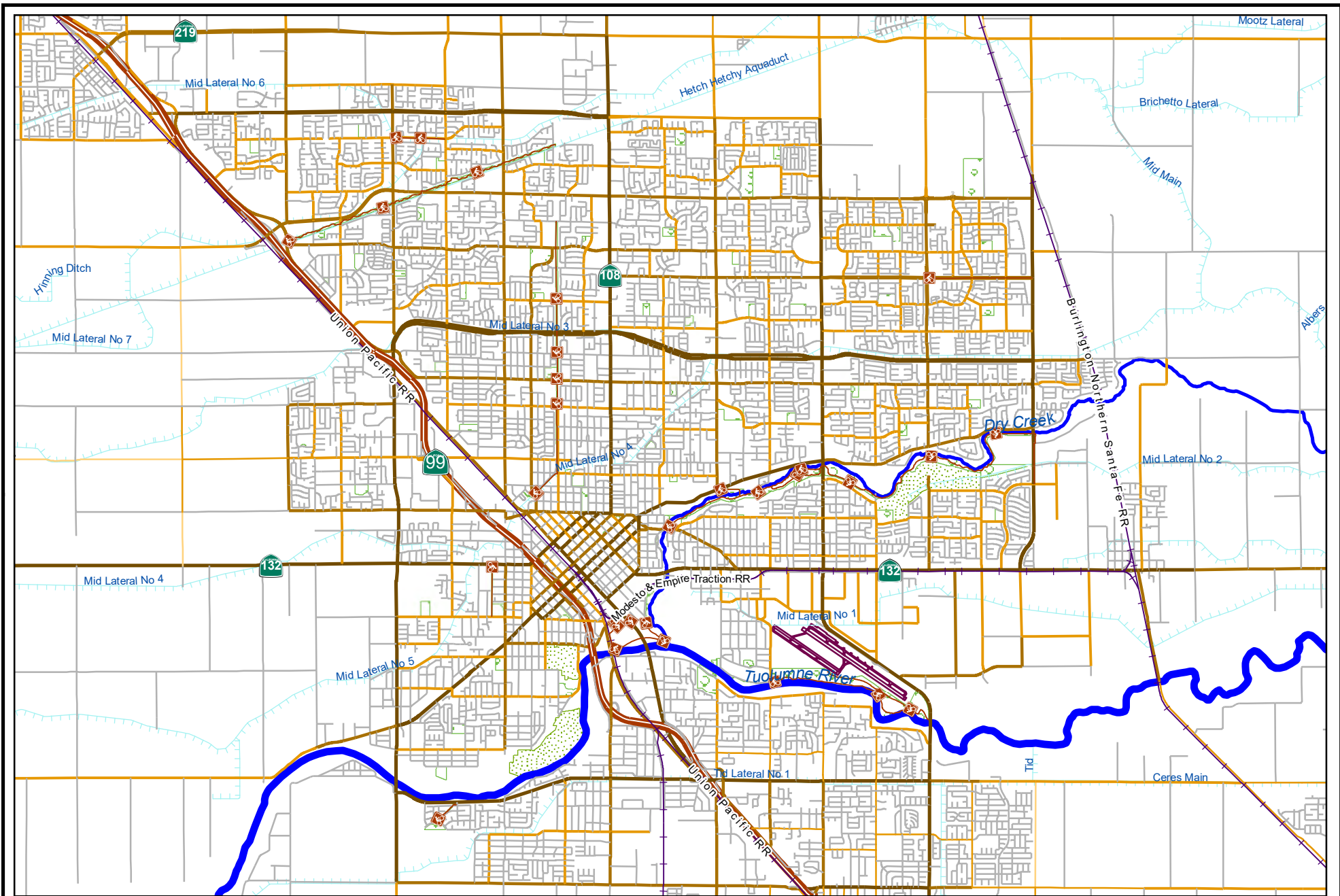
Proj Desc: This project will provide funding to prepare a SCADA Master Plan, in accordance with the recommendations of the SCADA System Upgrade Study that was undertaken in FY16/17 with the assistance of EMA, Inc. Major steps included in the master planning process include a Gap Analysis, Conceptual Project Scope Development, Project Prioritization, SCADA Program Implementation, and development of a SCADA Master Plan document.

Proj Stat: This project is expected to be initiated in FY 18/19 and completed in FY 21/22.

Revenues	Budget	Actuals+Commit	Available	Prop. Inc./Dec. for 23-24	Bud + Prop. Incr/Decr	Avail.+ Prop. Incr/Decr	24-25	25-26	26-27	27-28	Total Budgeted up to 2028
64210 Transfer In from Fund 4210	5,000,000	5,000,000	0	0	5,000,000	0	0	0	0	0	5,000,000
Revenue Totals:	5,000,000	5,000,000	0	0	5,000,000	0	0	0	0	0	5,000,000

Expenditures	Budget	Actual+Commit	Available	Prop. Inc./Dec. for 23-24	Budget+Prop. Inc./Dec.	Avail.+Prop. Inc./Dec.	24-25	25-26	26-27	27-28	Total Budgeted up to 2028
CA Construction Admin	200,000	0	200,000	0	200,000	200,000	0	0	0	0	200,000
CCF City Construct Force	60,000	0	60,000	0	60,000	60,000	0	0	0	0	60,000
CON Construction	8,700,000	0	8,700,000	0	8,700,000	8,700,000	0	0	0	0	8,700,000
CTGY-CIP Contingency - CIP	520,000	0	520,000	0	520,000	520,000	0	0	0	0	520,000
EDA Eng/Design/Admin	520,000	281,695	238,305	0	520,000	238,305	0	0	0	0	520,000
Expenditure Totals:	10,000,000	281,695	9,718,305	0	10,000,000	9,718,305	0	0	0	0	10,000,000

Fund Balance Required	Budget+Prop. Inc./Dec.	Available+Prop. Inc./Dec.
Water Fund - CIP Projects-4180	5,000,000	9,718,305



City of Modesto

Project #: 101015

UPP - Destruction of Wells 2017



City of Modesto: 2024-28 Capital Improvement Program

UPP - Destruction of Wells 2017 (suspended)

101015

Capital Un-sponsored

<i>Cost Center:</i> 49999	<i>Category:</i> Water	<i>Start Date:</i> 2017
<i>Hosting Fund:</i> Water Fund - CIP Projects-4180	<i>Type Class:</i> Water	<i>End Date:</i> 2023
<i>Element Listing:</i> Comm Svcs & Fac	<i>Area:</i> System Wide	<i>Status:</i> New
<i>Classification:</i> Improvements	<i>Manager:</i> Bryant, Tamorah	<i>Const. Code:</i> New or Future

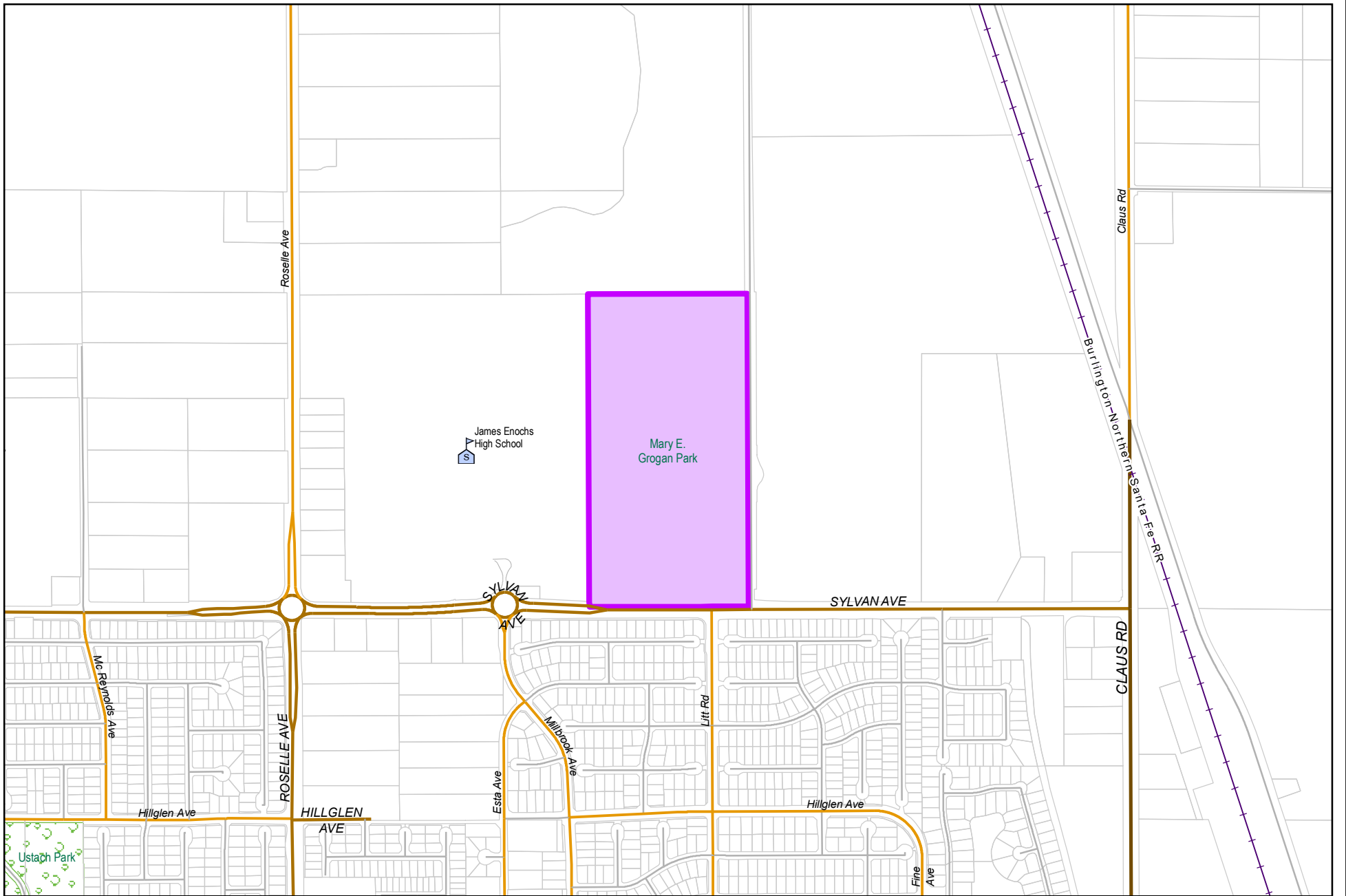
Proj Desc: This project will provide funding to remove 12 aged groundwater supply wells that are currently offline due to reported contaminants of concern that exceed primary MCLs (including nitrates and uranium). Utilities Department has investigated various treatment options and has determined that replacement is more feasible than treatment or blending in the long term. Due to age and construction methods, the wells pose a potential threat to groundwater quality as a potential conduit for poor quality water from upper strata to impact water in lower strata. Project includes destroying existing wells per current standards, and installation of groundwater monitoring wells for future groundwater monitoring. A pre-application for the project was submitted for Proposition 1 Groundwater Quality Funding 7/29/2016. On 10/5/2016, the City received an invitation to submit a final application, which was prepared and submitted 11/18/2016. Based on discussions with SWRCB staff, it is likely that the groundwater monitoring wells portion of the scope of work will not be allowed under Prop 1 Groundwater Quality funding.

Proj Stat: This project will receive 90% Prop 1 Grant Funding. Grant funding agreement anticipated in FY 17/18. Design to be completed in FY 18/19, construction in FY 19/20 and close out in FY 21/22.

Revenues	Budget	Actuals+Commit	Available	Prop. Inc./Dec. for 23-24	Bud + Prop. Inc./Decr	Avail.+ Prop. Incr/Decr	24-25	25-26	26-27	27-28	Total Budgeted up to 2028
42210 Intergov - State - Department of Water Resources	0	597,956	-597,956	0	0	-597,956	0	0	0	0	0
Revenue Totals:	0	597,956	-597,956	0	0	-597,956	0	0	0	0	0

Expenditures	Budget	Actual+Commit	Available	Prop. Inc./Dec. for 23-24	Budget+Prop. Inc./Dec.	Avail.+Prop. Inc./Dec.	24-25	25-26	26-27	27-28	Total Budgeted up to 2028
CA Construction Admin	79,449	68,937	10,512	0	79,449	10,512	0	0	0	0	79,449
CCF City Construct Force	0	638	-638	0	0	-638	0	0	0	0	0
CON Construction	857,050	578,975	278,075	0	857,050	278,075	0	0	0	0	857,050
CTGY-CIP Contingency - CIP	128,558	120,459	8,099	0	128,558	8,099	0	0	0	0	128,558
EDA Eng/Design/Admin	90,383	95,784	-5,401	0	90,383	-5,401	0	0	0	0	90,383
Expenditure Totals:	1,155,440	864,793	290,647	0	1,155,440	290,647	0	0	0	0	1,155,440

Fund Balance Required	Budget+Prop. Inc./Dec.	Available+Prop. Inc./Dec.
Water Fund - CIP Projects-4180	1,155,440	888,602



City of Modesto

Project #: 101035

UTL - Grogan Park Production Well



City of Modesto: 2024-28 Capital Improvement Program

UTL - Grogan Park Production Well (suspended)

101035

Capital Un-sponsored

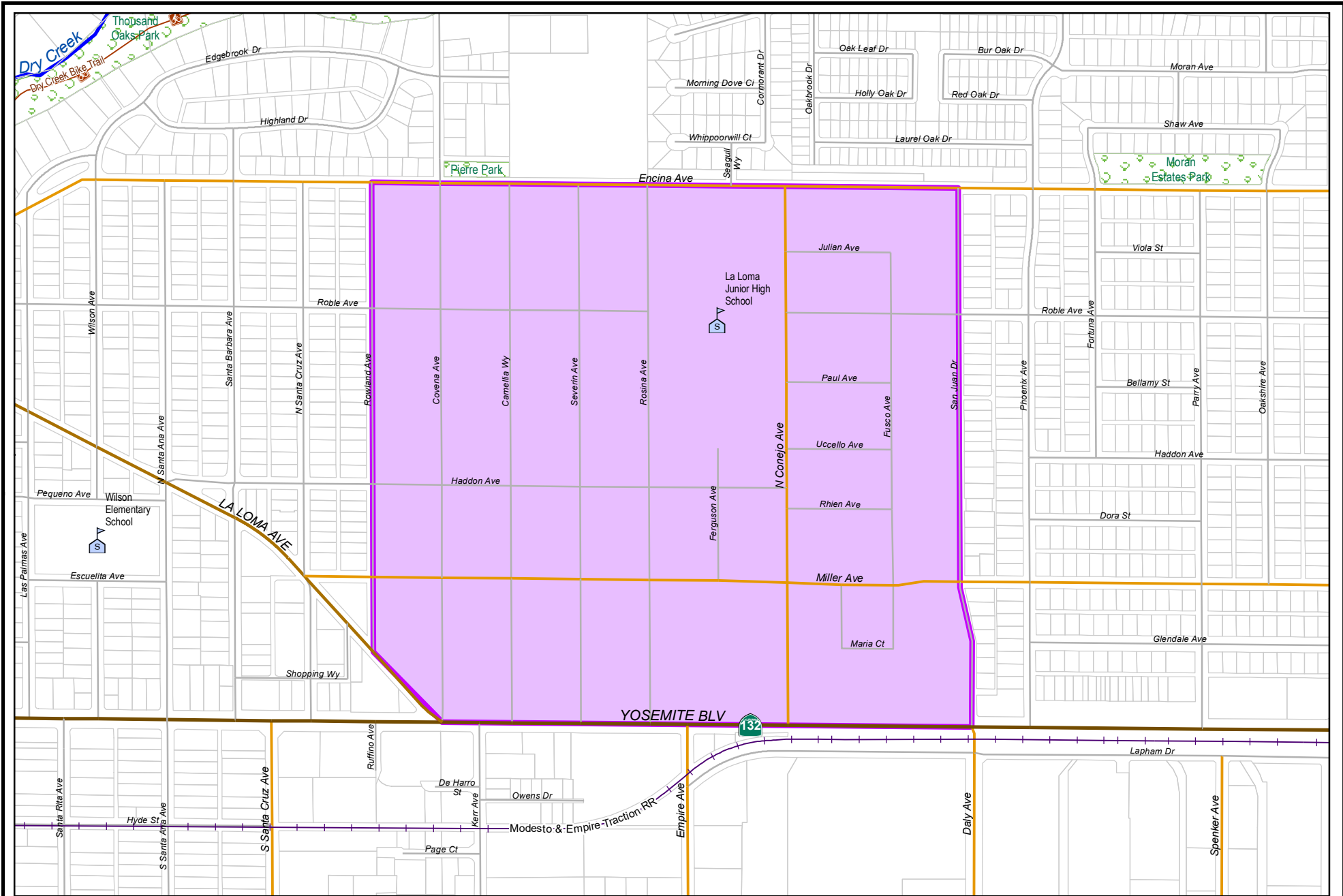
<i>Cost Center:</i> 49999	<i>Category:</i> Water	<i>Start Date:</i> 2017
<i>Hosting Fund:</i> Water Fund - CIP Projects-4180	<i>Type Class:</i> Water	<i>End Date:</i> 2022
<i>Element Listing:</i> Comm Svcs & Fac	<i>Area:</i> System Wide	<i>Status:</i> Closed
<i>Classification:</i> Improvements	<i>Manager:</i> Bryant, Tamorah	<i>Const. Code:</i> Construction Completed

Proj Desc: The project will provide funding to construct a future potable well to serve the Tivoli specific plan area. This portion of the project includes the construction of all surface improvements which include well pump, yard piping, mechanical, electrical and structural components.

Proj Stat: Construction contract awarded in FY 17/18 with completion in FY 19/20. Project close out in FY 20/21.

Expenditures	Budget	Actual+Commit	Available	Prop. Inc./Dec. for 23-24	Budget+Prop. Inc./Dec.	Avail.+Prop. Inc./Dec.	24-25	25-26	26-27	27-28	Total Budgeted up to 2028
CA Construction Admin	202,765	178,864	23,901	0	202,765	23,901	0	0	0	0	202,765
CCF City Construct Force	75,000	4,710	70,290	0	75,000	70,290	0	0	0	0	75,000
CON Construction	2,027,645	2,027,645	0	0	2,027,645	0	0	0	0	0	2,027,645
CTGY-CIP Contingency - CIP	162,212	70,628	91,584	0	162,212	91,584	0	0	0	0	162,212
EDA Eng/Design/Admin	81,106	66,271	14,835	0	81,106	14,835	0	0	0	0	81,106
Expenditure Totals:	2,548,728	2,348,118	200,610	0	2,548,728	200,610	0	0	0	0	2,548,728

Fund Balance Required	Budget+Prop. Inc./Dec.	Available+Prop. Inc./Dec.
Water Fund - CIP Projects-4180	2,548,728	200,610



City of Modesto

Project #: 101057

UTL - La Loma Phase 2C Strengthen and Replace Water Mains



City of Modesto: 2024-28 Capital Improvement Program

UTL - La Loma Phase 2C Strengthen and Replace Water Mains

101057

Capital Un-sponsored

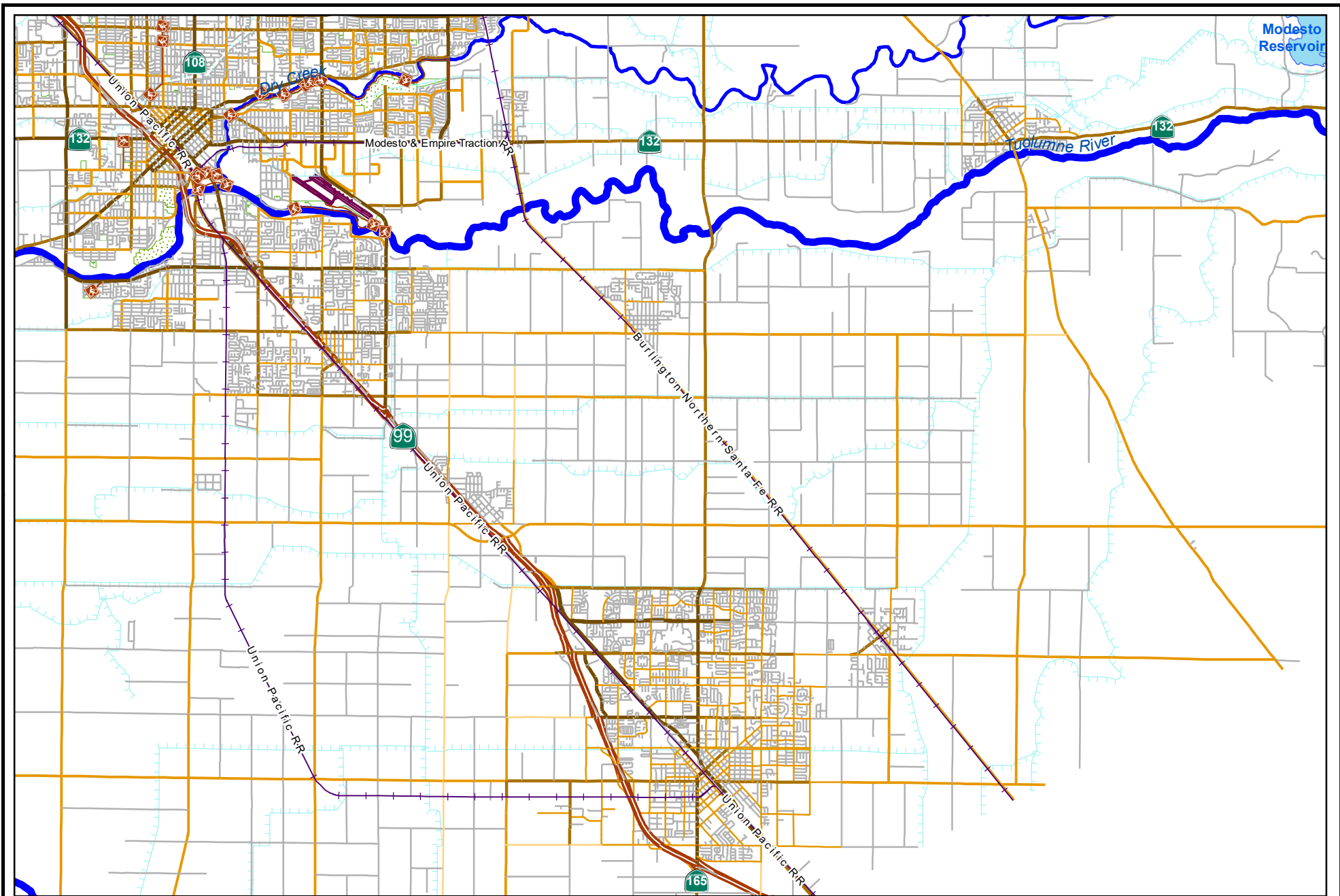
<i>Cost Center:</i> 49999	<i>Category:</i> Water	<i>Start Date:</i> 2017
<i>Hosting Fund:</i> Water Fund - CIP Projects-4180	<i>Type Class:</i> Water	<i>End Date:</i> 2025
<i>Element Listing:</i> Comm Svcs & Fac	<i>Area:</i> System Wide	<i>Status:</i> Active
<i>Classification:</i> Replace	<i>Manager:</i> Davalos, Robert	<i>Const. Code:</i> Under Construction

Proj Desc: Existing waterlines in the La Loma area are approximately 60 year old steel mains that are small in diameter and need to be replaced in accordance with industry standard practice. The project is to provide funding to install new 8" and 12" waterlines with individual residential services and additional fire hydrants. The project will replace approximately 23,000 LF of new City standard water mains in the area generally bounded by Encina on the north, Yosemite Blvd on the south, San Juan Dr on the east and Rowland Ave to the west. The project area is the second of four phases (2A, 2B, 2C and 2D). Phase 2B was funded through CIP 100797 and phase 2A and 2D will be designed and constructed as a part of separate CIPs.

Proj Stat: Phase 2C is the second of four phases. Construction is anticipated to be completed in FY 23/24.

Expenditures	Budget	Actual+Commit	Available	Prop. Inc./Dec. for 23-24	Budget+Prop. Inc./Dec.	Avail.+Prop. Inc./Dec.	24-25	25-26	26-27	27-28	Total Budgeted up to 2028
CA Construction Admin	75,000	4,542	70,458	0	75,000	70,458	0	0	0	0	75,000
CCF City Construct Force	40,000	0	40,000	0	40,000	40,000	0	0	0	0	40,000
CON Construction	1,751,000	0	1,751,000	0	1,751,000	1,751,000	0	0	0	0	1,751,000
EDA Eng/Design/Admin	192,140	82,852	109,288	0	192,140	109,288	0	0	0	0	192,140
Expenditure Totals:	2,058,140	87,394	1,970,746	0	2,058,140	1,970,746	0	0	0	0	2,058,140

Fund Balance Required	Budget+Prop. Inc./Dec.	Available+Prop. Inc./Dec.
Water Fund - CIP Projects-4180	2,058,140	1,970,746



City of Modesto

Project #: 101069

UTL - Empire Strengthen and Replace Water Mains Phase 1



City of Modesto: 2024-28 Capital Improvement Program

UTL - Empire S&R Water Mains Ph1

101069

Capital Un-sponsored

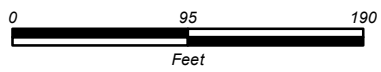
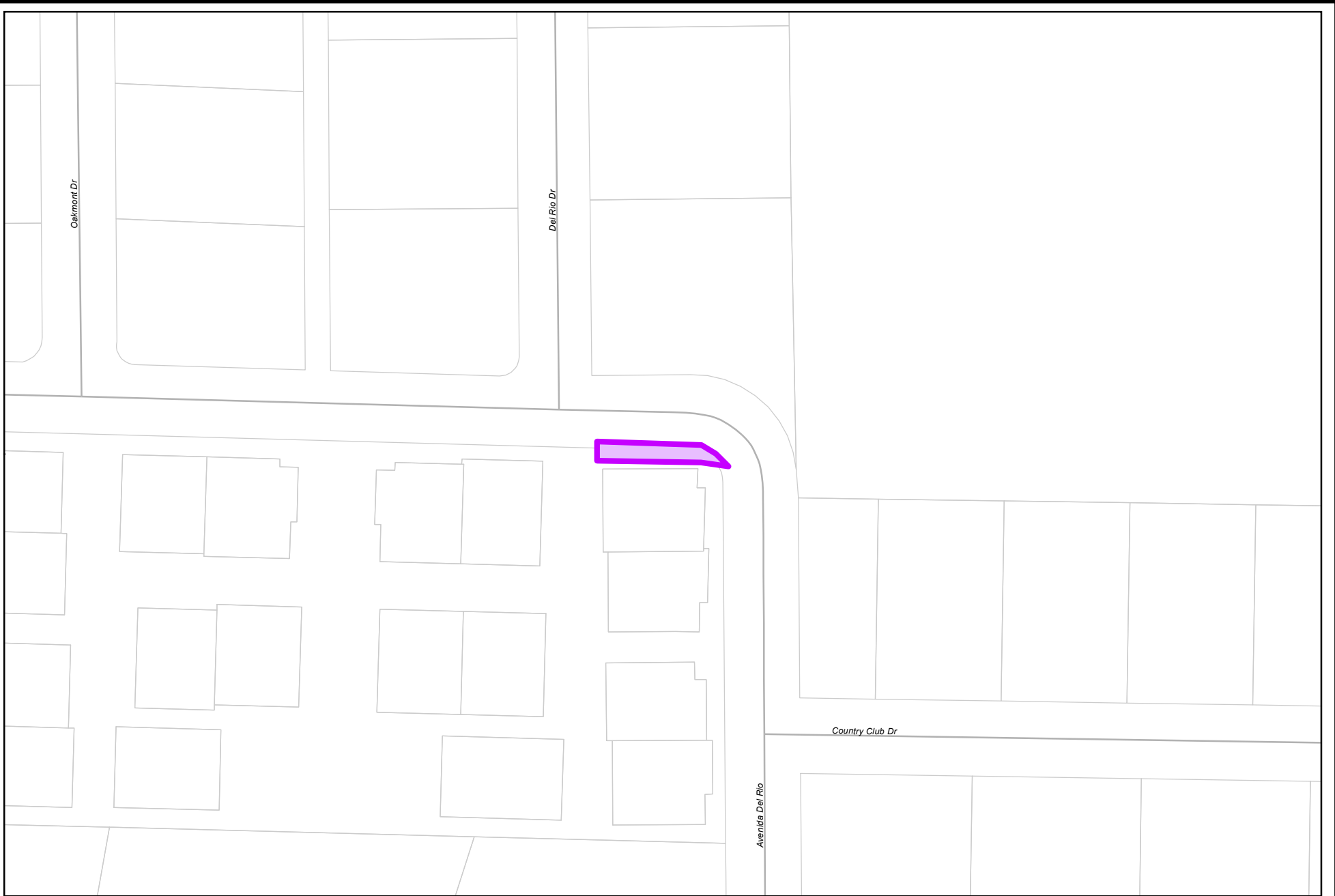
<i>Cost Center:</i> 49999	<i>Category:</i> Water	<i>Start Date:</i> 2018
<i>Hosting Fund:</i> Water Fund - CIP Projects-4180	<i>Type Class:</i> Water	<i>End Date:</i> 2025
<i>Element Listing:</i> Comm Svcs & Fac	<i>Area:</i> System Wide	<i>Status:</i> Active
<i>Classification:</i> Replacement	<i>Manager:</i> Davalos, Robert	<i>Const. Code:</i> Not Awarded

Proj Desc: This project will provide funding to replace existing water mains with the Empire Service Area generally bounded by Yosemite Boulevard (SR 123) to the South, Garst Road to the North, Root Road to the East, and Santa Fe Railroad to the West. Existing water mains in this area are old and undersized steel mains which are prone to leaking and low pressures. This project is the first of three phases that will replace the existing systems with City Standard water mains, valves, and hydrants to improve system reliability, flows, and pressures.

Proj Stat: Design anticipated to be completed Fall of FY 23/24, Construction anticipated in Spring of FY 23/24.

Expenditures	Budget	Actual+Commit	Available	Prop. Inc./Dec. for 23-24	Budget+Prop. Inc./Dec.	Avail.+Prop. Inc./Dec.	24-25	25-26	26-27	27-28	Total Budgeted up to 2028
CA Construction Admin	210,000	10,480	199,520	0	210,000	199,520	0	0	0	0	210,000
CCF City Construct Force	25,000	0	25,000	0	25,000	25,000	0	0	0	0	25,000
CON Construction	2,000,000	0	2,000,000	0	2,000,000	2,000,000	0	0	0	0	2,000,000
CTGY-CIP Contingency - CIP	200,000	0	200,000	0	200,000	200,000	0	0	0	0	200,000
EDA Eng/Design/Admin	160,000	77,853	82,147	0	160,000	82,147	0	0	0	0	160,000
Expenditure Totals:	2,595,000	88,333	2,506,667	0	2,595,000	2,506,667	0	0	0	0	2,595,000

Fund Balance Required	Budget+Prop. Inc./Dec.	Available+Prop. Inc./Dec.
Water Fund - CIP Projects-4180	2,595,000	2,506,667



City of Modesto

Project #: 101078

UTL - Del Rio Well 70 (Replacing Well 271) Surface Improvements



City of Modesto: 2024-28 Capital Improvement Program

UTL - Del Rio Well 70 (Replacing Well 271) Surface Improvements (Suspended)

101078

Capital Un-sponsored

<i>Cost Center:</i> 49999	<i>Category:</i> Water	<i>Start Date:</i> 2018
<i>Hosting Fund:</i> Water Fund - CIP Projects-4180	<i>Type Class:</i> Water	<i>End Date:</i> 2026
<i>Element Listing:</i> Comm Svcs & Fac	<i>Area:</i> System Wide	<i>Status:</i> Active
<i>Classification:</i> Improv	<i>Manager:</i> Davalos, Robert	<i>Const. Code:</i> Not Awarded

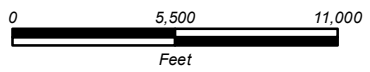
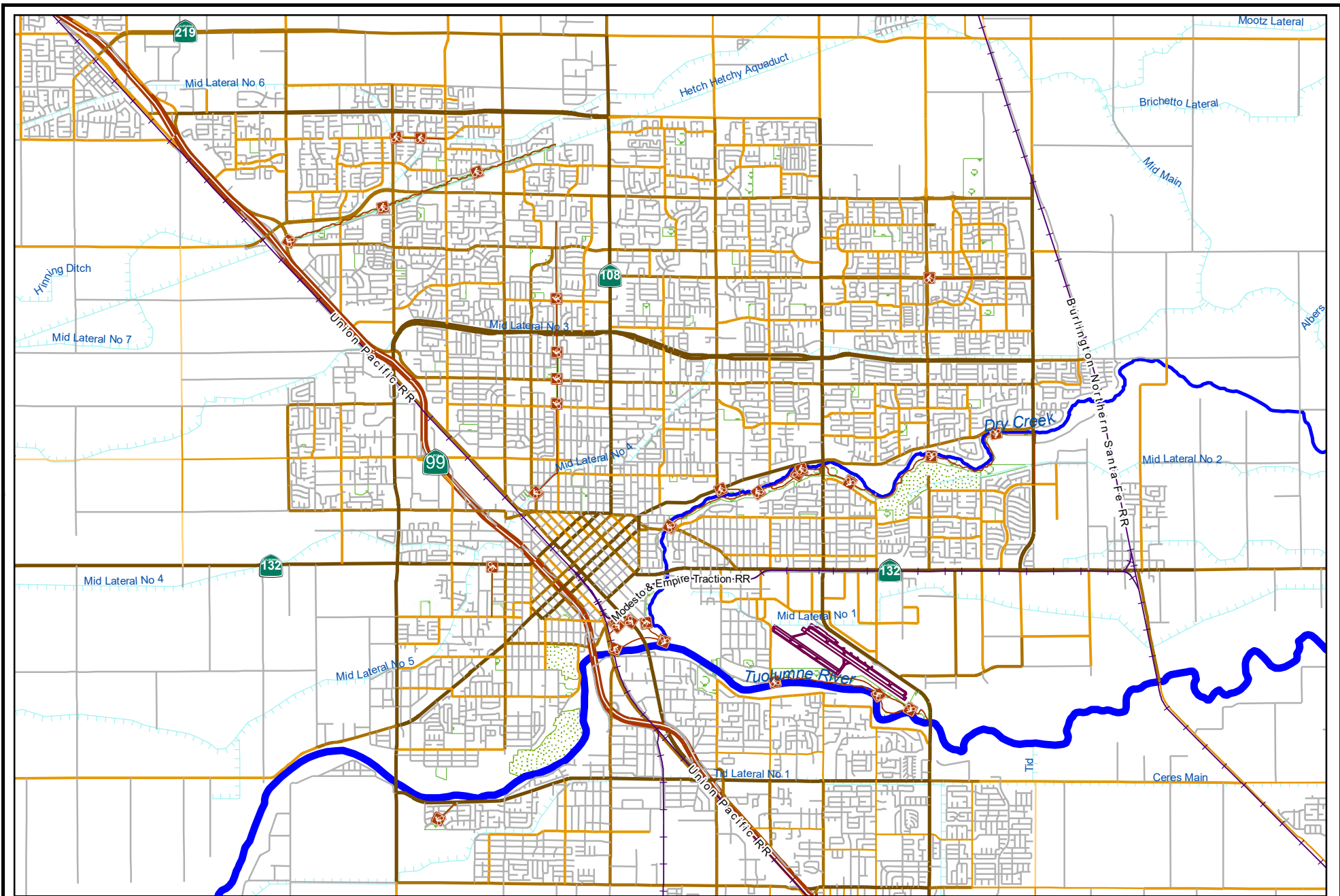
Proj Desc: This project will provide funding for the construction of the surface improvements for Well 271. The project is intended to limit the amount of treatment and restore the Well to it's optimum capacity in the Del Rio Service Area. This project will provide engineering services during construction and construct the above ground improvements for the Well only. Work will constitute the construction of above ground pumps, piping and electrical work. The drilling of the well was funded by CIP 100506.

During construction of surface improvements, DBCP was discovered. Treatment options are being considered which will result in a new treatment system.

Proj Stat: Design to be completed in FY19 and construction in FY21. Project closeout for above ground improvements to be completed in FY22. Design for the treatment system will begin in FY23 with construction of the system scheduled for FY25.

Expenditures	Budget	Actual+Commit	Available	Prop. Inc./Dec. for 23-24	Budget+Prop. Inc./Dec.	Avail.+Prop. Inc./Dec.	24-25	25-26	26-27	27-28	Total Budgeted up to 2028
CA Construction Admin	276,200	285,500	-9,300	0	276,200	-9,300	0	0	0	0	276,200
CCF City Construct Force	25,000	9	24,991	0	25,000	24,991	0	0	0	0	25,000
CON Construction	2,537,000	2,316,810	220,190	0	2,537,000	220,190	0	0	0	0	2,537,000
CTGY-CIP Contingency - CIP	190,000	127,977	62,023	0	190,000	62,023	0	0	0	0	190,000
EDA Eng/Design/Admin	875,000	760,217	114,783	0	875,000	114,783	0	0	0	0	875,000
Expenditure Totals:	3,903,200	3,490,512	412,688	0	3,903,200	412,688	0	0	0	0	3,903,200

Fund Balance Required	Budget+Prop. Inc./Dec.	Available+Prop. Inc./Dec.
Water Fund - CIP Projects-4180	3,903,200	412,688



City of Modesto

Project #: 101079

UTL - Well Flush Lines 2018-2019



City of Modesto: 2024-28 Capital Improvement Program

UTL - Well Flush Lines 2018-2019

101079

Capital Un-sponsored

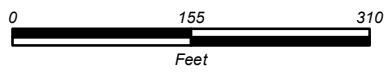
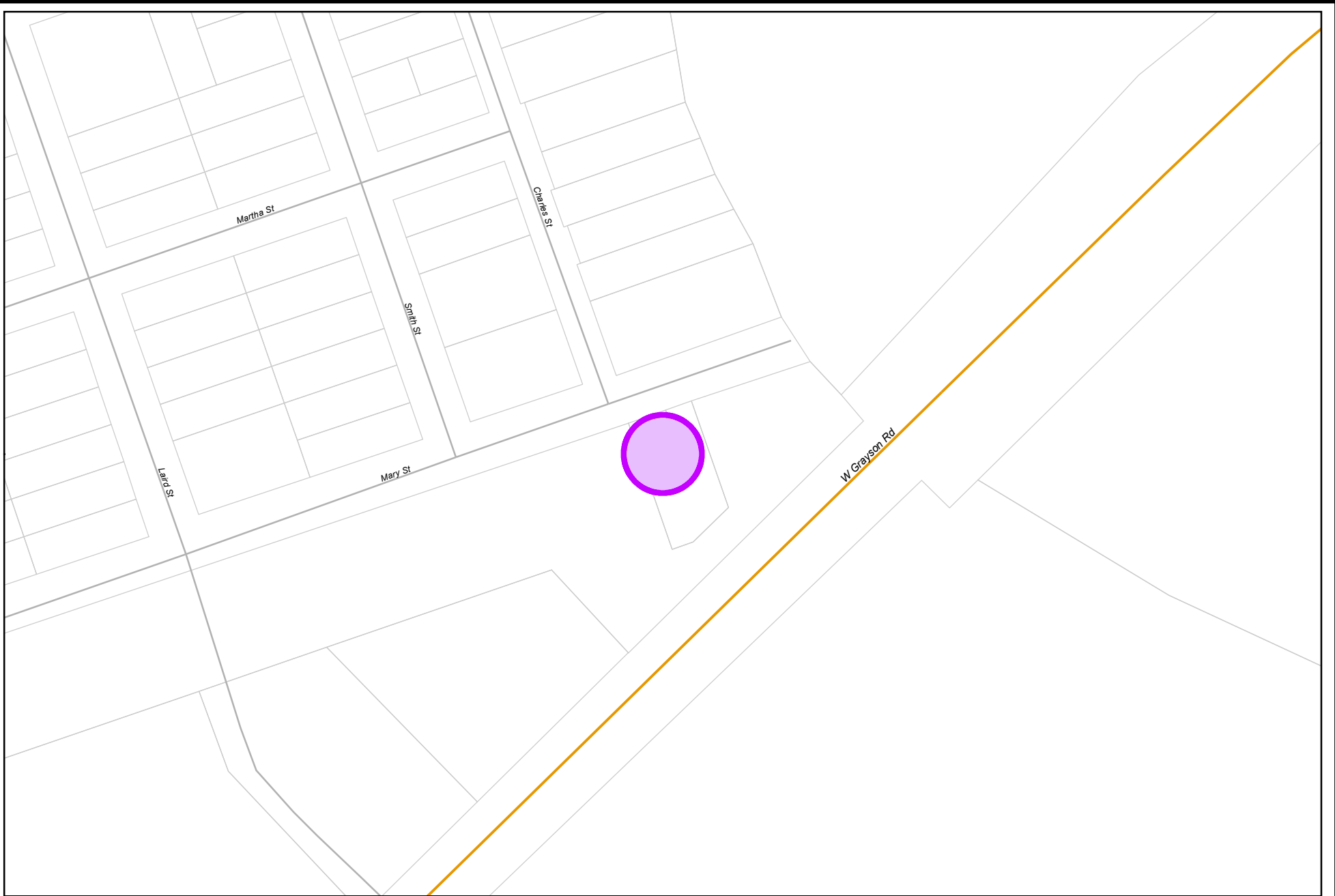
<i>Cost Center:</i> 49999	<i>Category:</i> Water	<i>Start Date:</i> 2018
<i>Hosting Fund:</i> Water Fund - CIP Projects-4180	<i>Type Class:</i> Water	<i>End Date:</i> 2024
<i>Element Listing:</i> Comm Svcs & Fac	<i>Area:</i> System Wide	<i>Status:</i> Active
<i>Classification:</i> Replacement	<i>Manager:</i> Davalos, Robert	<i>Const. Code:</i> Not Awarded

Proj Desc: Installations of flush lines at well sites are imperative for the overall health of the water system. Flushing wells facilitate cleaning and aid in the sampling process prior to bringing wells back online. Water is forced through pipes from the well at high velocity, removing accumulated mineral sediment until the water is within acceptable regulatory limits. Water Services identified wells 216, 225, 269 & 284 that are in need of immediate attention and require a flush line to be installed. The project will install a flush line at each well site location wherein a sanitary sewer pipeline will transfer water from the well site to the City's wastewater collections system.

Proj Stat: Design to be complete in Fall of FY 23/24 and construction in Spring of FY 23/24. Staff will evaluate which wells can be installed by Water Services Division.

Expenditures	Budget	Actual+Commit	Available	Prop. Inc./Dec. for 23-24	Budget+Prop. Inc./Dec.	Avail.+Prop. Inc./Dec.	24-25	25-26	26-27	27-28	Total Budgeted up to 2028
CA Construction Admin	90,000	0	90,000	0	90,000	90,000	0	0	0	0	90,000
CCF City Construct Force	50,000	18,292	31,708	0	50,000	31,708	0	0	0	0	50,000
CON Construction	350,000	0	350,000	0	350,000	350,000	0	0	0	0	350,000
CTGY-CIP Contingency - CIP	90,000	0	90,000	0	90,000	90,000	0	0	0	0	90,000
EDA Eng/Design/Admin	172,000	140,898	31,102	0	172,000	31,102	0	0	0	0	172,000
Expenditure Totals:	752,000	159,190	592,810	0	752,000	592,810	0	0	0	0	752,000

Fund Balance Required	Budget+Prop. Inc./Dec.	Available+Prop. Inc./Dec.
Water Fund - CIP Projects-4180	752,000	592,810



City of Modesto

Project #: 101080

UTL - Grayson Well 69 (Replacing Well 274) Surface



City of Modesto: 2024-28 Capital Improvement Program

UTL - Grayson Well 274 (Surface)

101080
Capital Un-sponsored

<i>Cost Center:</i> 49999	<i>Category:</i> Water	<i>Start Date:</i> 2018
<i>Hosting Fund:</i> Water Fund - CIP Projects-4180	<i>Type Class:</i> Water	<i>End Date:</i> 2025
<i>Element Listing:</i> Comm Svcs & Fac	<i>Area:</i> System Wide	<i>Status:</i> Active
<i>Classification:</i> Improv	<i>Manager:</i> Davalos, Robert	<i>Const. Code:</i> Under Construction

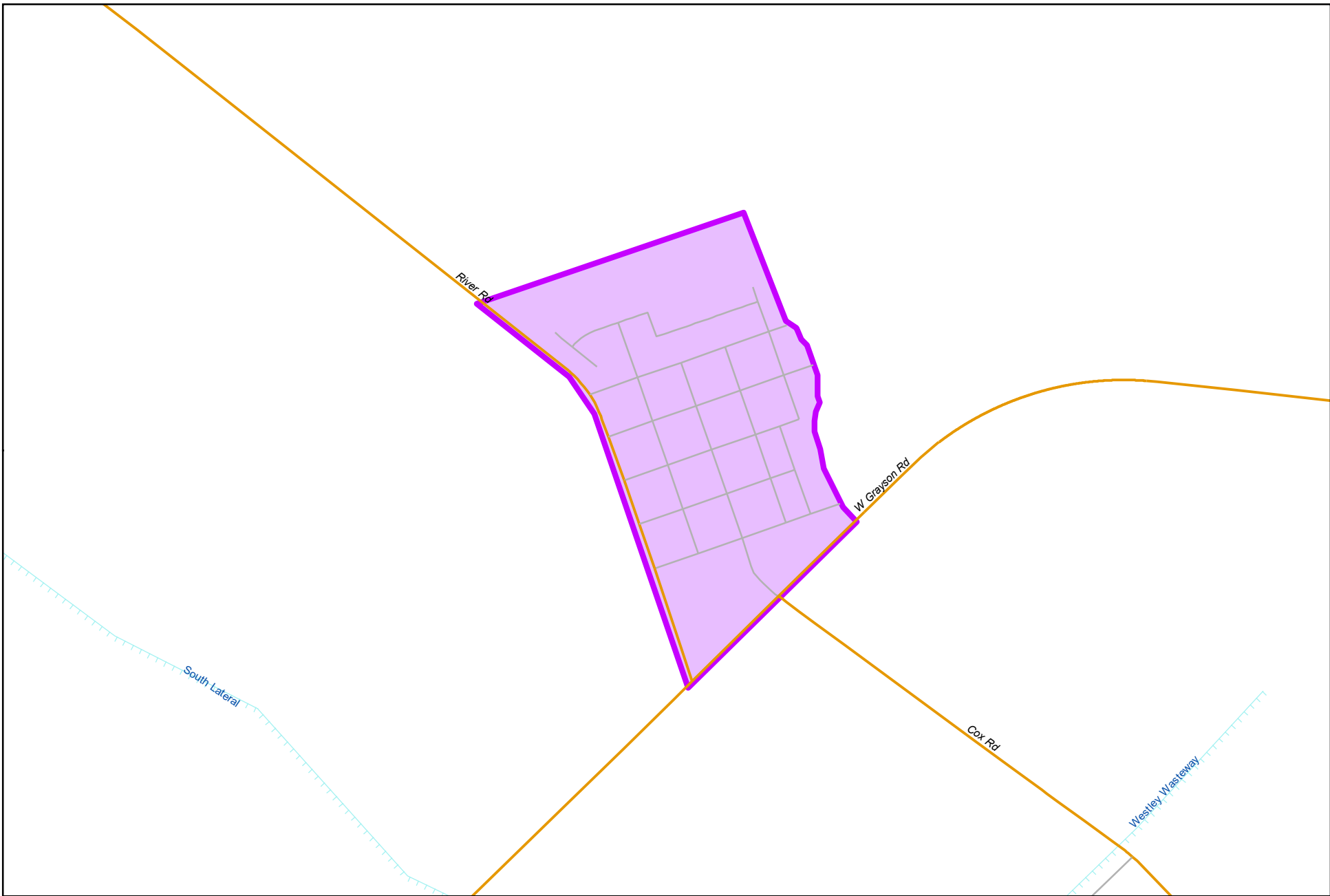
Proj Desc: This project will provide funding for the replacement of Well 274 in Grayson. Well 274 was constructed in 1987 by cable tool method to a total depth of 188 bgs for production of 220 gpm. Well 274 is currently active active and serves Grayson. The project intends to limit the potential of nitrates and restore the Well to it's optimum production. The funding for this portion of the project will fund only the surface improvements which will consist of the well pump, above ground piping, mehcanical and electrical work.

As a requirement from the State Department of Water Resources, any new well is required to have a new identifier. As a result, the City assigned the new well # 69.

Proj Stat: Construction is anticipated to be completed in FY 23/24.

Expenditures	Budget	Actual+Commit	Available	Prop. Inc./Dec. for 23-24	Budget+Prop. Inc./Dec.	Avail.+Prop. Inc./Dec.	24-25	25-26	26-27	27-28	Total Budgeted up to 2028
CA Construction Admin	268,380	280,636	-12,256	0	268,380	-12,256	0	0	0	0	268,380
CCF City Construct Force	25,000	0	25,000	0	25,000	25,000	0	0	0	0	25,000
CON Construction	2,683,800	2,683,800	0	0	2,683,800	0	0	0	0	0	2,683,800
CTGY-CIP Contingency - CIP	268,380	82,505	185,875	0	268,380	185,875	0	0	0	0	268,380
EDA Eng/Design/Admin	557,268	503,410	53,858	0	557,268	53,858	0	0	0	0	557,268
Expenditure Totals:	3,802,828	3,550,351	252,477	0	3,802,828	252,477	0	0	0	0	3,802,828

Fund Balance Required	Budget+Prop. Inc./Dec.	Available+Prop. Inc./Dec.
Water Fund - CIP Projects-4180	3,802,828	252,477



City of Modesto

Project #: 101081

UTL - Grayson System Improvements



City of Modesto: 2024-28 Capital Improvement Program

UTL - Grayson System Improvements

101081

Capital Un-sponsored

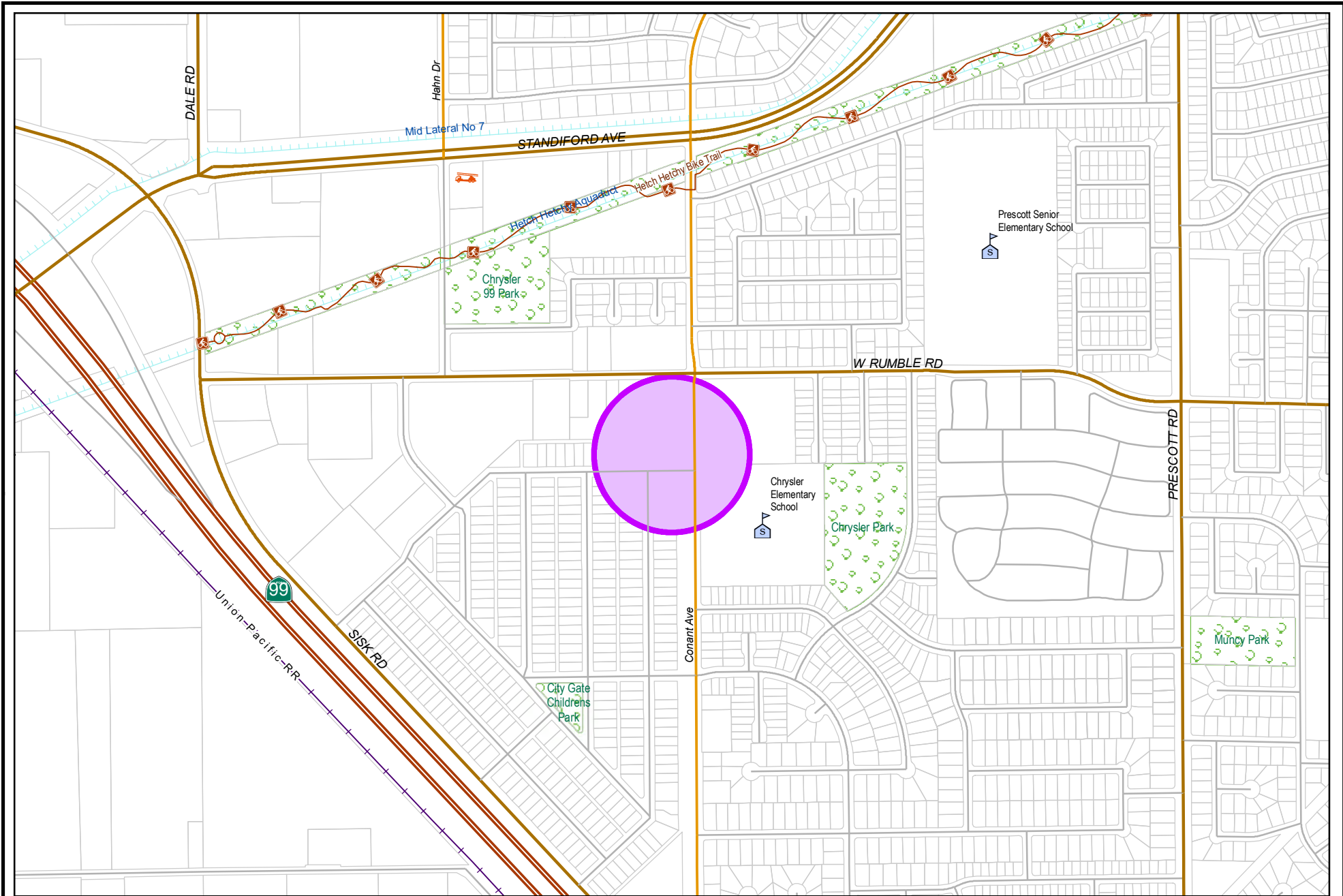
<i>Cost Center:</i> 49999	<i>Category:</i> Water	<i>Start Date:</i> 2018
<i>Hosting Fund:</i> Water Fund - CIP Projects-4180	<i>Type Class:</i> Water	<i>End Date:</i> 2027
<i>Element Listing:</i> Comm Svcs & Fac	<i>Area:</i> System Wide	<i>Status:</i> Active
<i>Classification:</i> Improv	<i>Manager:</i> Bryant, Tamorah	<i>Const. Code:</i> Not Awarded

Proj Desc: The project will seek alternative funding sources for the specific improvements required for the Grayson Service Area (per the Water System Engineer's Report and Water Master Plan), including replacement of existing wells, addition of a wellhead treatment system, replacement of Tank 9, addition of booster pump capacity, and replacement of distribution mains. The project will fund the preparation and submittal of applications for \$500k in Prop 1 Planning grants, and implementation funding for the estimated \$8.7M in improvements (includes Replacement Well 274), with the potential of receiving up to \$5M in grant assistance, along with additional grants or principal forgiveness. One the alternative funding sources are in place, the project will design and construct improvements as funding permits.

Proj Stat: Design began in FY 22/23, Construction anticipated in FY 24/25.

Expenditures	Budget	Actual+Commit	Available	Prop. Inc./Dec. for 23-24	Budget+Prop. Inc./Dec.	Avail.+Prop. Inc./Dec.	24-25	25-26	26-27	27-28	Total Budgeted up to 2028
CCF City Construct Force	50,000	0	50,000	0	50,000	50,000	0	0	0	0	50,000
EDA Eng/Design/Admin	1,763,461	1,502,340	261,121	0	1,763,461	261,121	0	0	0	0	1,763,461
Expenditure Totals:	1,813,461	1,502,340	311,121	0	1,813,461	311,121	0	0	0	0	1,813,461

Fund Balance Required	Budget+Prop. Inc./Dec.	Available+Prop. Inc./Dec.
Water Fund - CIP Projects-4180	1,813,461	311,121



City of Modesto

Project #: 101084

UTL - Well 71 (Replacing Well 226) Surface



City of Modesto: 2024-28 Capital Improvement Program

UTL - Replacement Well 226 Surface Improvements

101084

Capital Un-sponsored

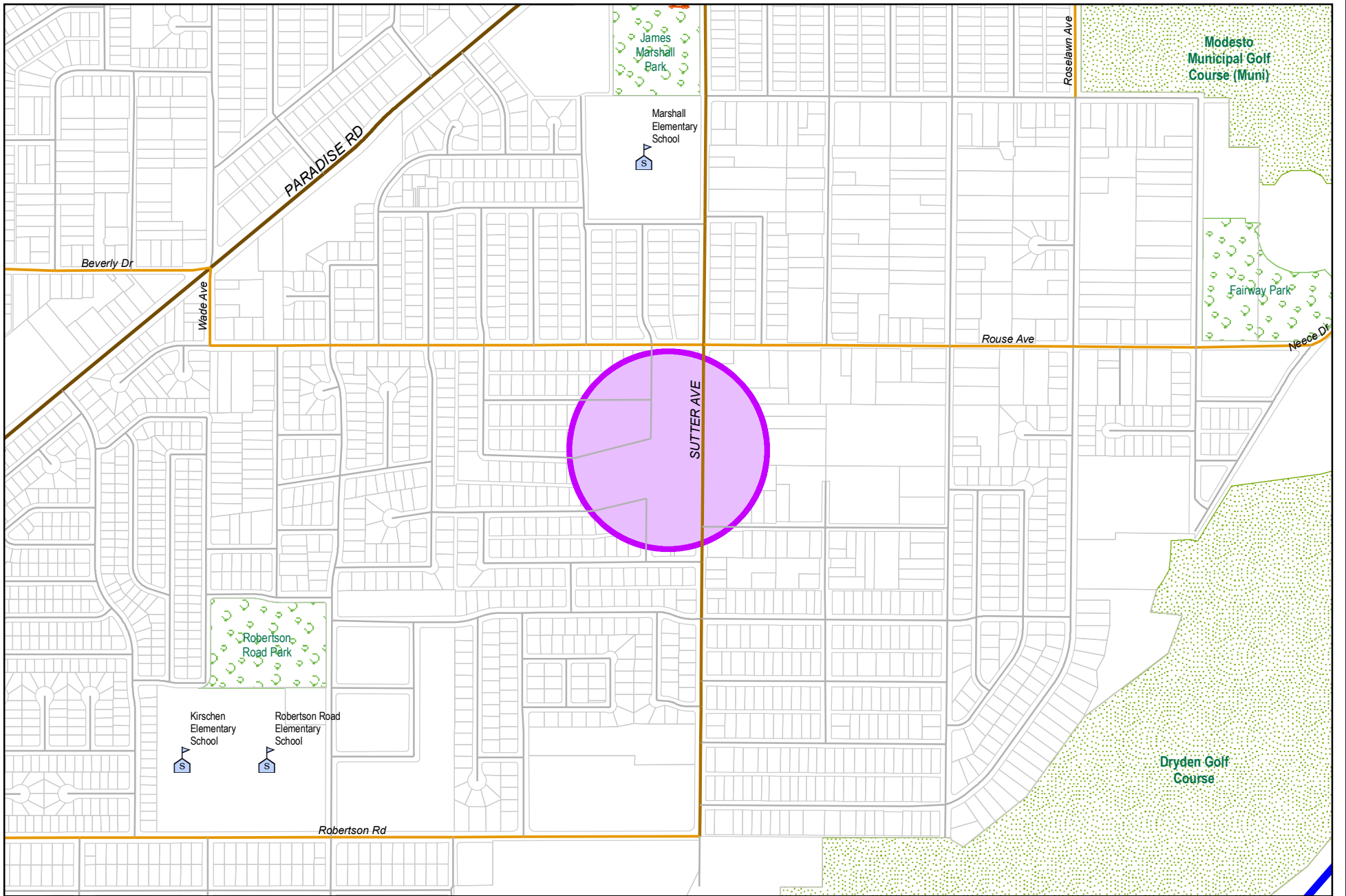
<i>Cost Center:</i> 49999	<i>Category:</i> Water	<i>Start Date:</i> 2018
<i>Hosting Fund:</i> Water Fund - CIP Projects-4180	<i>Type Class:</i> Water	<i>End Date:</i> 2024
<i>Element Listing:</i> Comm Svcs & Fac	<i>Area:</i> System Wide	<i>Status:</i> Active
<i>Classification:</i> Replacement	<i>Manager:</i> Davalos, Robert	<i>Const. Code:</i> Under Construction

Proj Desc: This project will provide funding for the construction of the surface improvements for Well 226. The project is intended to limit the amount of treatment and restore the Well to it's optimum capacity. This project will provide engineering services during construction and construct the above ground improvements for the Well only. Work will constitute the construction of above ground pumps, piping and electrical work. The drilling of the well was funded by another CIP.

Proj Stat: Construction is anticipated to be completed in FY 23/24.

Expenditures	Budget	Actual+Commit	Available	Prop. Inc./Dec. for 23-24	Budget+Prop. Inc./Dec.	Avail.+Prop. Inc./Dec.	24-25	25-26	26-27	27-28	Total Budgeted up to 2028
CA Construction Admin	252,996	249,684	3,312	0	252,996	3,312	0	0	0	0	252,996
CCF City Construct Force	25,000	358	24,642	0	25,000	24,642	0	0	0	0	25,000
CON Construction	2,376,000	2,367,597	8,403	0	2,376,000	8,403	0	0	0	0	2,376,000
CTGY-CIP Contingency - CIP	285,120	143,420	141,700	0	285,120	141,700	0	0	0	0	285,120
EDA Eng/Design/Admin	620,420	288,250	332,170	0	620,420	332,170	0	0	0	0	620,420
Expenditure Totals:	3,559,536	3,049,309	510,227	0	3,559,536	510,227	0	0	0	0	3,559,536

Fund Balance Required	Budget+Prop. Inc./Dec.	Available+Prop. Inc./Dec.
Water Fund - CIP Projects-4180	3,559,536	510,227



City of Modesto

Project #: 101085

UTL - Well 72 (Replacing Well 229) Surface



City of Modesto: 2024-28 Capital Improvement Program

UTL - Replacement Well 229 (Surface Improvements)

101085

Capital Un-sponsored

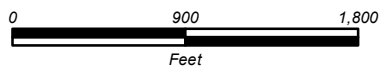
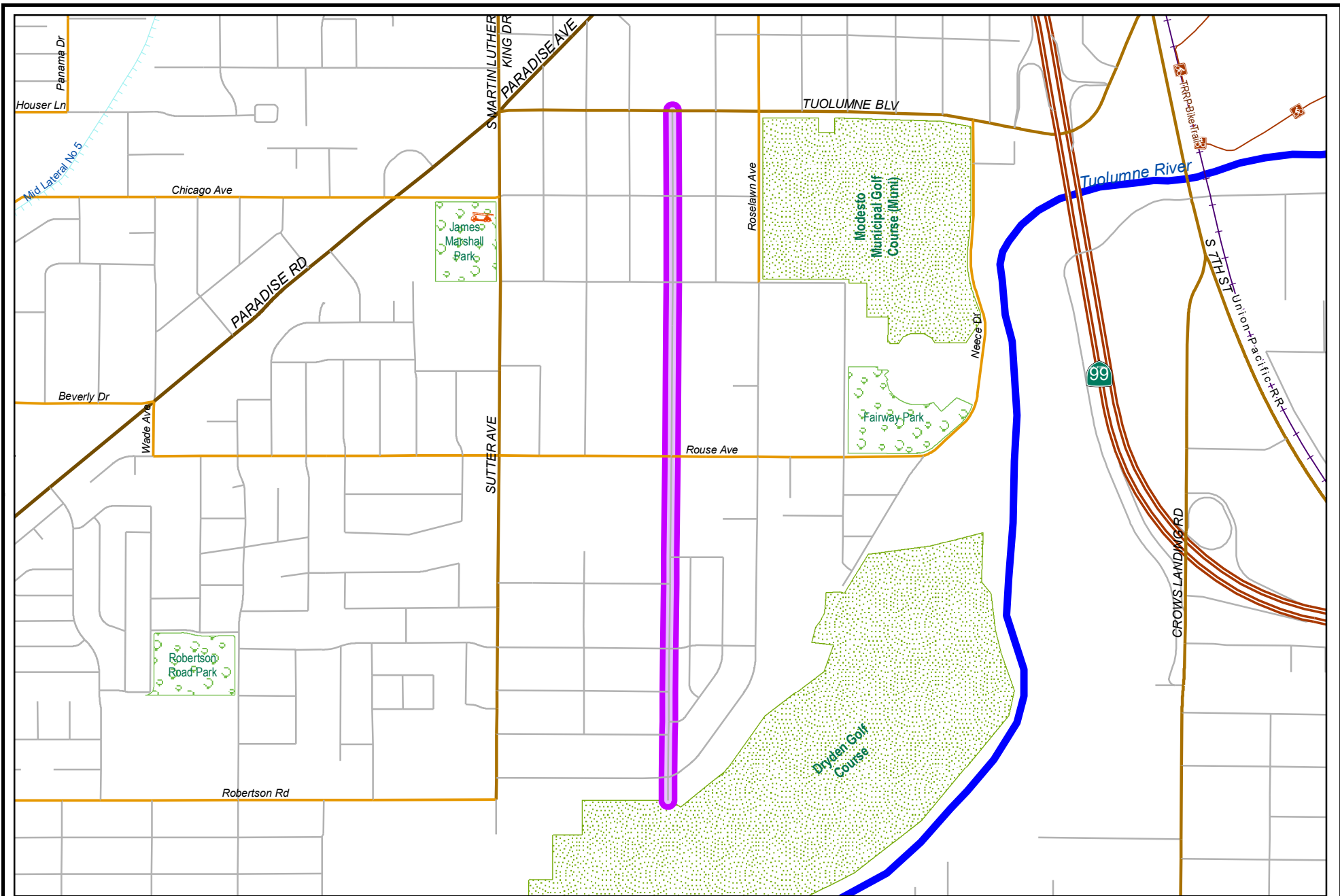
<i>Cost Center:</i> 49999	<i>Category:</i> Water	<i>Start Date:</i> 2018
<i>Hosting Fund:</i> Water Fund - CIP Projects-4180	<i>Type Class:</i> Water	<i>End Date:</i> 2025
<i>Element Listing:</i> Comm Svcs & Fac	<i>Area:</i> System Wide	<i>Status:</i> New
<i>Classification:</i> Replacement	<i>Manager:</i> Davalos, Robert	<i>Const. Code:</i> New or Future

Proj Desc: This project will provide funding for the construction of the surface improvementst for Well 72. The project is intended to limit the amount of treatment and restore the Well to it's optimum capacity. This project will provide engineering services during construction and construct the above ground improvements for the Well only. Work will constitute the construction of above ground pumps, piping and electrical work The drilling of the well was funded by CIP #100853.

Proj Stat: Design to be completed in FY 19/20. In FY 21/22 a sampling plan was initiated to determine if the project should move forward with construction, sampling is ongoing.

Expenditures	Budget	Actual+Commit	Available	Prop. Inc./Dec. for 23-24	Budget+Prop. Inc./Dec.	Avail.+Prop. Inc./Dec.	24-25	25-26	26-27	27-28	Total Budgeted up to 2028
CA Construction Admin	220,000	0	220,000	0	220,000	220,000	0	0	0	0	220,000
CCF City Construct Force	25,000	0	25,000	0	25,000	25,000	0	0	0	0	25,000
CON Construction	2,200,000	0	2,200,000	0	2,200,000	2,200,000	0	0	0	0	2,200,000
CTGY-CIP Contingency - CIP	200,000	0	200,000	0	200,000	200,000	0	0	0	0	200,000
EDA Eng/Design/Admin	264,000	1,291	262,709	0	264,000	262,709	0	0	0	0	264,000
Expenditure Totals:	2,909,000	1,291	2,907,709	0	2,909,000	2,907,709	0	0	0	0	2,909,000

Fund Balance Required	Budget+Prop. Inc./Dec.	Available+Prop. Inc./Dec.
Water Fund - CIP Projects-4180	2,909,000	2,907,709



City of Modesto

Project #: 101152

UTL - Colorado Avenue Strengthen & Replace Water Main



City of Modesto: 2024-28 Capital Improvement Program

UTL - Colorado Avenue Strengthen & Replace Water Main

101152

Capital Un-sponsored

<i>Cost Center:</i> 49999	<i>Category:</i> Water	<i>Start Date:</i> 2018
<i>Hosting Fund:</i> Water Fund - CIP Projects-4180	<i>Type Class:</i> Water	<i>End Date:</i> 2024
<i>Element Listing:</i> Comm Svcs & Fac	<i>Area:</i> System Wide	<i>Status:</i> Active
<i>Classification:</i> Replacement	<i>Manager:</i> Davalos, Robert	<i>Const. Code:</i> Under Construction

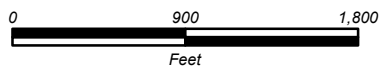
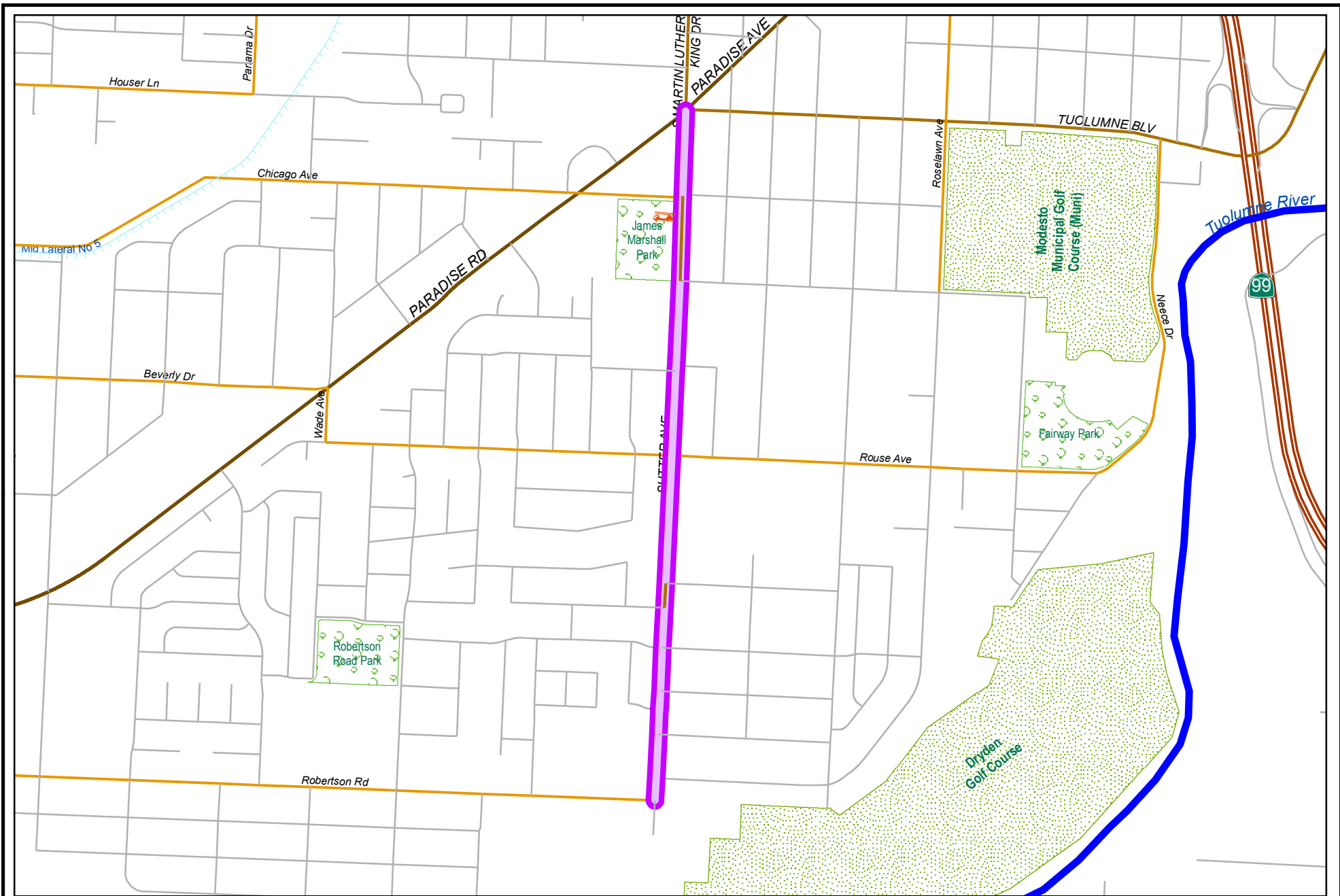
Proj Desc: This project will provide funding to replace the existing water main along Colorado Avenue generally bounded by Pelton Avenue to the South, South Avenue to the North, Roselawn Avenue to the East and Sutter Avenue to the West. The water line will be installed as a part of the Sutter Trunk realignment project which will install a 16" trunk line down Colorado Avenue. The existing water main along Colorado in this area is an old 4" undersized steel main which is prone to leaking and low pressures. The project will replace the existing system with City Standard water mains, valves and hydrants to improve system reliability, flows and pressures.

Construction of all potable water mains to be completed as a part of the River Trunk Realignment Gravity Project housed in CIP 101290.

Proj Stat: Construction to be completed in FY 23/24.

Expenditures	Budget	Actual+Commit	Available	Prop. Inc./Dec. for 23-24	Budget+Prop. Inc./Dec.	Avail.+Prop. Inc./Dec.	24-25	25-26	26-27	27-28	Total Budgeted up to 2028
CA Construction Admin	160,000	591	159,409	0	160,000	159,409	0	0	0	0	160,000
CCF City Construct Force	25,000	39,469	-14,469	0	25,000	-14,469	0	0	0	0	25,000
CON Construction	1,600,000	0	1,600,000	0	1,600,000	1,600,000	0	0	0	0	1,600,000
CTGY-CIP Contingency - CIP	160,000	0	160,000	0	160,000	160,000	0	0	0	0	160,000
EDA Eng/Design/Admin	256,447	150,609	105,838	0	256,447	105,838	0	0	0	0	256,447
Expenditure Totals:	2,201,447	190,669	2,010,778	0	2,201,447	2,010,778	0	0	0	0	2,201,447

Fund Balance Required	Budget+Prop. Inc./Dec.	Available+Prop. Inc./Dec.
Water Fund - CIP Projects-4180	2,201,447	2,010,778



City of Modesto

Project #: 101154

UTL -Sutter Avenue Strengthen & Replace Water Mains



City of Modesto: 2024-28 Capital Improvement Program

UTL - Sutter Avenue Strengthen & Replace Water Mains

101154

Capital Un-sponsored

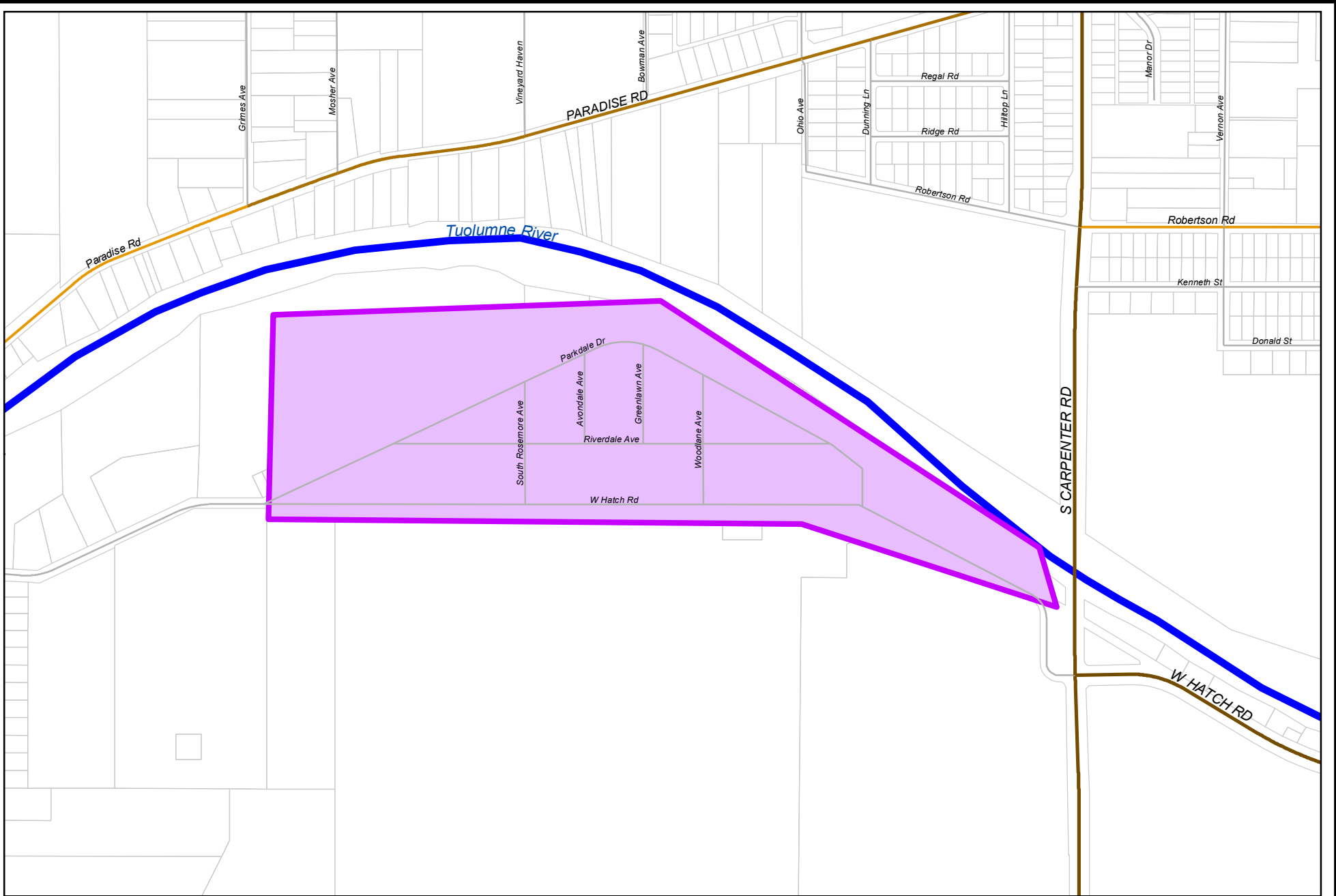
<i>Cost Center:</i> 49999	<i>Category:</i> Water	<i>Start Date:</i> 2019
<i>Hosting Fund:</i> Water Fund - CIP Projects-4180	<i>Type Class:</i> Water	<i>End Date:</i> 2024
<i>Element Listing:</i> Comm Svcs & Fac	<i>Area:</i> System Wide	<i>Status:</i> Active
<i>Classification:</i> Replacement	<i>Manager:</i> Davalos, Robert	<i>Const. Code:</i> Under Construction

Proj Desc: This project will provide funding to replace approximately 3,747 LF of aged existing water mains within Stanislaus County generally bounded by Sunset Avenue on the East, Rouse Ave to the North, Sutter Ave on the West, and Pelton Avenue on the South. Existing water mains in this area are old, undersized steel mains which are prone to leaking and low pressures. This project will replace the existing system with City standard water mains, valves and hydrants to improve system reliability, flows and pressures. Project design will begin in early 2019, with construction anticipated to begin in late Winter 2019 / Spring 2020.

Proj Stat: Project design completed in FY 22/23, Construction anticipated to be complete in FY 23/24.

Expenditures	Budget	Actual+Commit	Available	Prop. Inc./Dec. for 23-24	Budget+Prop. Inc./Dec.	Avail.+Prop. Inc./Dec.	24-25	25-26	26-27	27-28	Total Budgeted up to 2028
CA Construction Admin	215,640	672	214,968	0	215,640	214,968	0	0	0	0	215,640
CCF City Construct Force	25,000	0	25,000	0	25,000	25,000	0	0	0	0	25,000
CON Construction	2,149,680	0	2,149,680	0	2,149,680	2,149,680	0	0	0	0	2,149,680
CTGY-CIP Contingency - CIP	214,968	0	214,968	0	214,968	214,968	0	0	0	0	214,968
EDA Eng/Design/Admin	330,212	172,253	157,959	0	330,212	157,959	0	0	0	0	330,212
Expenditure Totals:	2,935,500	172,925	2,762,575	0	2,935,500	2,762,575	0	0	0	0	2,935,500

Fund Balance Required	Budget+Prop. Inc./Dec.	Available+Prop. Inc./Dec.
Water Fund - CIP Projects-4180	2,935,500	2,762,575



City of Modesto

Project #: 101212

UTL - Riverdale Park Water System



City of Modesto: 2024-28 Capital Improvement Program

UTL - Riverdale Park Water System

101212

Capital Un-sponsored

<i>Cost Center:</i> 49999	<i>Category:</i> Water	<i>Start Date:</i> 2019
<i>Hosting Fund:</i> Water Fund - CIP Projects-4180	<i>Type Class:</i> Water	<i>End Date:</i> 2025
<i>Element Listing:</i> Comm Svcs & Fac	<i>Area:</i> System Wide	<i>Status:</i> Active
<i>Classification:</i> Replacement	<i>Manager:</i> Davalos, Robert	<i>Const. Code:</i> Not Awarded

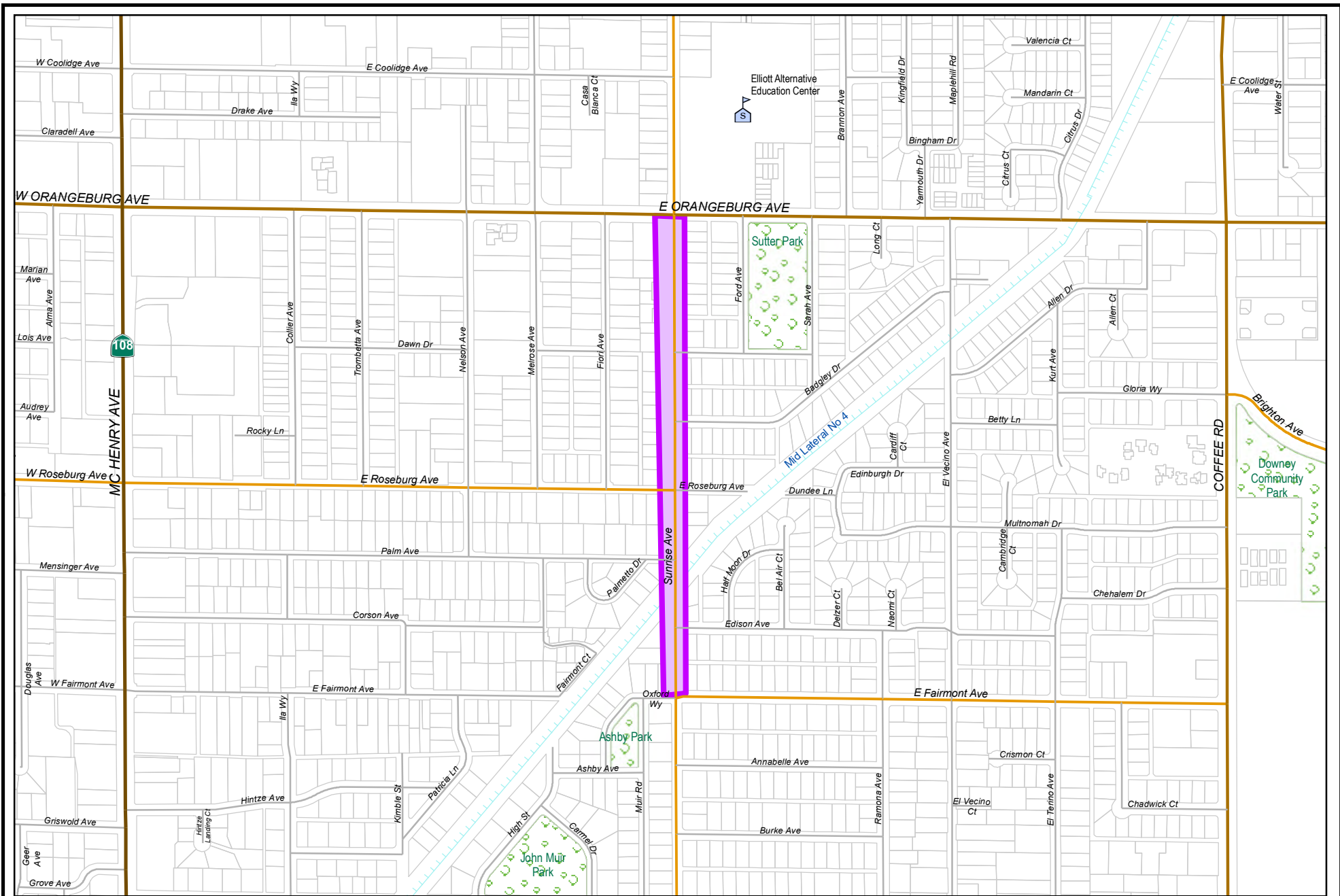
Proj Desc: The project will seek grant funds for the Riverdale Park Tract Community to improve the water system. The Riverdale Park Tract Community consists of 178 developed parcels located on the south side of the Tuolumne River west of Carpenter Rd and north of W Hatch Rd. Staff is coordinating with Self Help Enterprises to work with the State of California for SRF Grant funding to pay for all necessary water system improvements. The Riverdale water system is an isolated system whose well has had Uranium contaminant concerns which have on occasion exceeded the maximum containment level (MCL).

City staff initiated a hydraulic modeling effort to identify the specific improvements that would be needed to serve Riverdale to meet the City's buildout expectation. Improvements include upsizing the existing water main in W Hatch Rd, west of Carpenter Rd to a 12", and all 4" and 6" mains within the Riverdale service area to an 8". Other water assets also would be brought up to City standards including residential services, valves and hydrants. The State is agreeing to provide SRF grant funding to pay for all the necessary water system improvements. The CIP will provide funding for staff to manage and coordinate with Self Help Enterprises, the design consultant and the State of California.

Proj Stat: Design completed in February of 2023, CEQA completed in March of 2022. Grant Application to be completed in Spring of 2023. Construction to be led by the City of Modesto and is anticipated to be completed in Summer of 2024.

Expenditures	Budget	Actual+Commit	Available	Prop. Inc./Dec. for 23-24	Budget+Prop. Inc./Dec.	Avail.+Prop. Inc./Dec.	24-25	25-26	26-27	27-28	Total Budgeted up to 2028
CA Construction Admin	60,000	0	60,000	0	60,000	60,000	0	0	0	0	60,000
CCF City Construct Force	10,000	0	10,000	0	10,000	10,000	0	0	0	0	10,000
EDA Eng/Design/Admin	100,000	50,259	49,741	0	100,000	49,741	0	0	0	0	100,000
Expenditure Totals:	170,000	50,259	119,741	0	170,000	119,741	0	0	0	0	170,000

Fund Balance Required	Budget+Prop. Inc./Dec.	Available+Prop Inc./Dec.
Water Fund - CIP Projects-4180	170,000	119,741



City of Modesto

Project #: 101213

UTL - Sunrise Water Mains



City of Modesto: 2024-28 Capital Improvement Program

UTL - Sunrise Water Mains

101213
Capital Un-sponsored

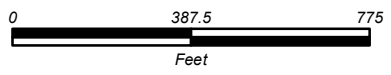
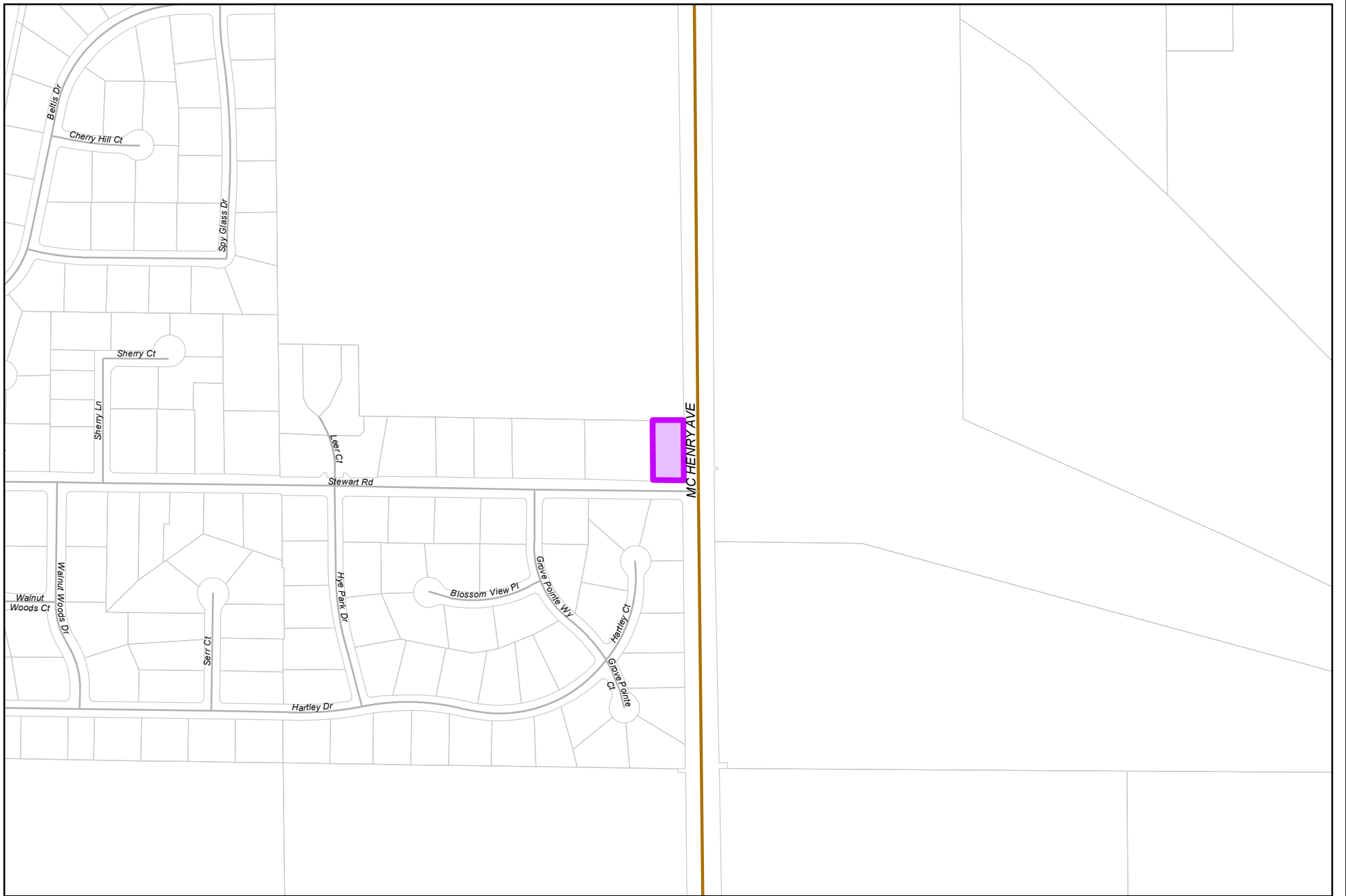
<i>Cost Center:</i> 49999	<i>Category:</i> Water	<i>Start Date:</i> 2019
<i>Hosting Fund:</i> Water Fund - CIP Projects-4180	<i>Type Class:</i> Water	<i>End Date:</i> 2025
<i>Element Listing:</i> Comm Svcs & Fac	<i>Area:</i> System Wide	<i>Status:</i> Active
<i>Classification:</i> Replacement	<i>Manager:</i> Davalos, Robert	<i>Const. Code:</i> Not Awarded

Proj Desc: The project will rehabilitate the water main on Sunrise Ave from Fairmont Ave to E Orangeburg Ave. The water main on Sunrise is old steel and undersized which is prone to leaks and low pressure. The project will replace the existing system with City Standard water mains, valves and hydrants to improve system reliability, flows and pressure.

Proj Stat: Project design began in FY 21/22 with construction anticipated in FY 23/24.

Expenditures	Budget	Actual+Commit	Available	Prop. Inc./Dec. for 23-24	Budget+Prop. Inc./Dec.	Avail.+Prop. Inc./Dec.	24-25	25-26	26-27	27-28	Total Budgeted up to 2028
CA Construction Admin	200,000	0	200,000	0	200,000	200,000	0	0	0	0	200,000
CCF City Construct Force	50,000	0	50,000	0	50,000	50,000	0	0	0	0	50,000
CON Construction	2,000,000	0	2,000,000	0	2,000,000	2,000,000	0	0	0	0	2,000,000
CTGY-CIP Contingency - CIP	200,000	0	200,000	0	200,000	200,000	0	0	0	0	200,000
EDA Eng/Design/Admin	135,000	42,606	92,394	0	135,000	92,394	0	0	0	0	135,000
LA Land Acquisition	25,000	0	25,000	0	25,000	25,000	0	0	0	0	25,000
Expenditure Totals:	2,610,000	42,606	2,567,394	0	2,610,000	2,567,394	0	0	0	0	2,610,000

Fund Balance Required	Budget+Prop. Inc./Dec.	Available+Prop. Inc./Dec.
Water Fund - CIP Projects-4180	2,610,000	2,567,394



City of Modesto

Project #: 101267

UTL - Del Rio Well 70 Landscaping



City of Modesto: 2024-28 Capital Improvement Program

UTL - Del Rio Well 70 Landscaping

101267
Capital Un-sponsored

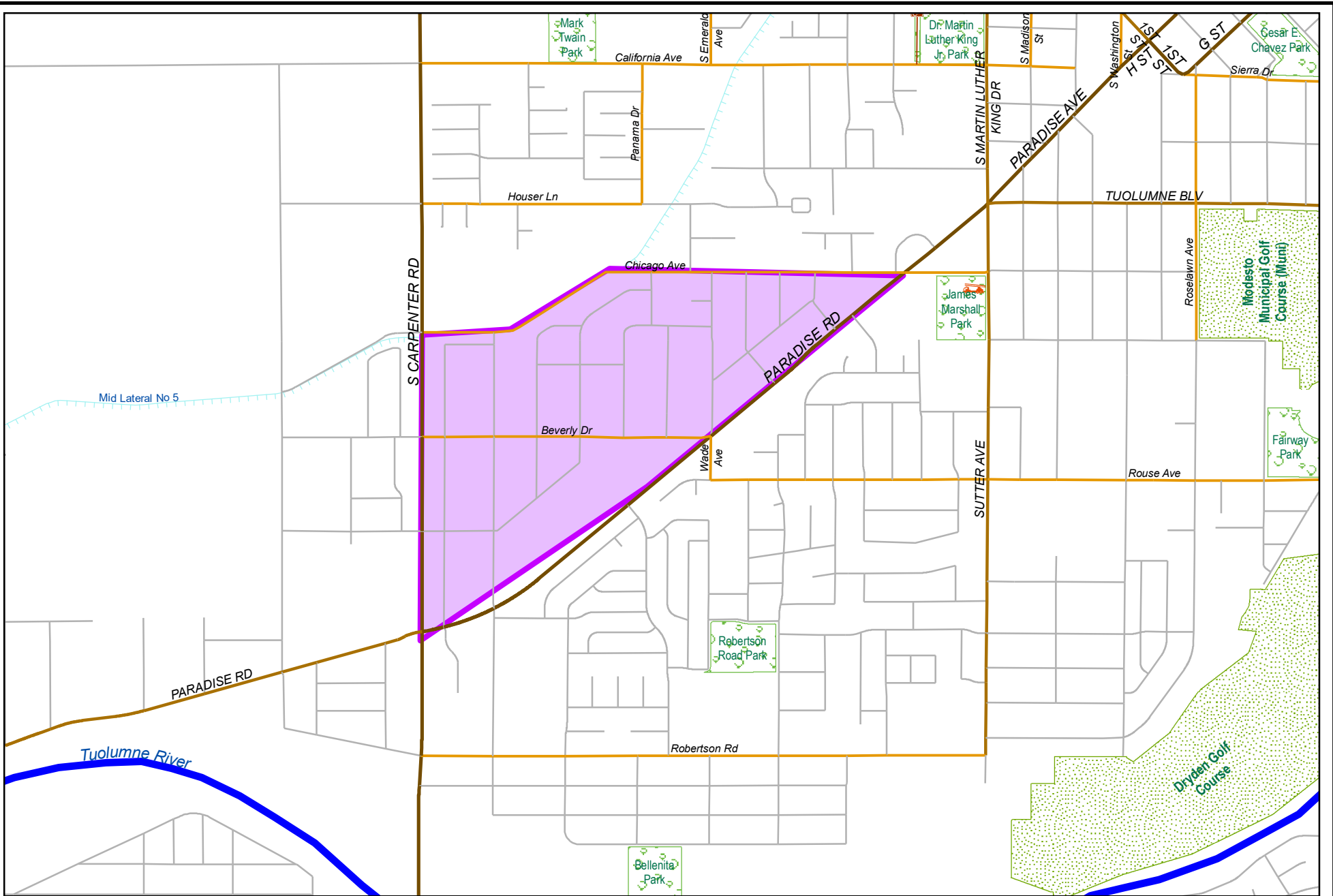
<i>Cost Center:</i> 49999	<i>Category:</i> Water	<i>Start Date:</i> 2020
<i>Hosting Fund:</i> Water Fund - CIP Projects-4180	<i>Type Class:</i> CFD Landscaping	<i>End Date:</i> 2025
<i>Element Listing:</i> Comm Svcs & Fac	<i>Area:</i> System Wide	<i>Status:</i> Active
<i>Classification:</i> Improvements	<i>Manager:</i> Davalos, Robert	<i>Const. Code:</i> Not Awarded

Proj Desc: This project will install landscaping improvements at the Del Rio Well 70 site to meet the state storm drain runoff and rainfall capture requirements.

Proj Stat: Design is anticipated to be complete in FY 23/24 & Construction in FY 23/24. Design alternatives and coordination with the Del Rio community has delayed the project.

Expenditures	Budget	Actual+Commit	Available	Prop. Inc./Dec. for 23-24	Budget+Prop. Inc./Dec.	Avail.+Prop. Inc./Dec.	24-25	25-26	26-27	27-28	Total Budgeted up to 2028
CA Construction Admin	15,000	0	15,000	0	15,000	15,000	0	0	0	0	15,000
CCF City Construct Force	10,000	0	10,000	0	10,000	10,000	0	0	0	0	10,000
CON Construction	150,000	0	150,000	0	150,000	150,000	0	0	0	0	150,000
CTGY-CIP Contingency - CIP	25,000	0	25,000	0	25,000	25,000	0	0	0	0	25,000
EDA Eng/Design/Admin	40,000	16,577	23,423	0	40,000	23,423	0	0	0	0	40,000
Expenditure Totals:	240,000	16,577	223,423	0	240,000	223,423	0	0	0	0	240,000

Fund Balance Required	Budget+Prop. Inc./Dec.	Available+Prop. Inc./Dec.
Water Fund - CIP Projects-4180	240,000	223,423



City of Modesto

Project #: 101285

UTL - Chicago-Paradise Strengthen & Replace Water Mains



City of Modesto: 2024-28 Capital Improvement Program

UTL - Chicago-Paradise S&R

101285
Capital Un-sponsored

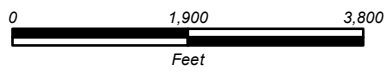
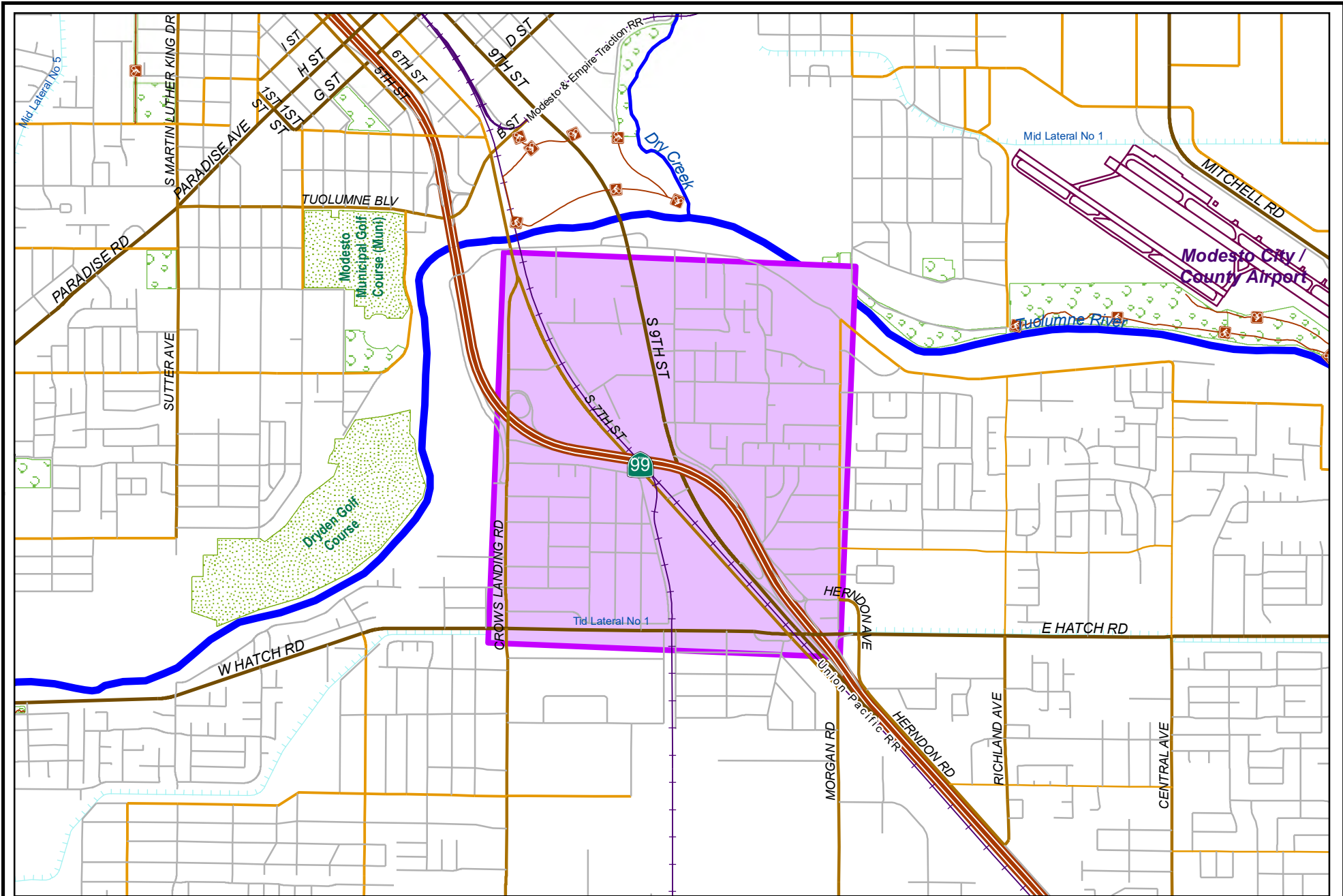
<i>Cost Center:</i> 49999	<i>Category:</i> Water	<i>Start Date:</i> 2020
<i>Hosting Fund:</i> Water Fund - CIP Projects-4180	<i>Type Class:</i> Water	<i>End Date:</i> 2026
<i>Element Listing:</i> Comm Svcs & Fac	<i>Area:</i> System Wide	<i>Status:</i> Active
<i>Classification:</i> Replacement	<i>Manager:</i> Davalos, Robert	<i>Const. Code:</i> Not Awarded

Proj Desc: The project will rehabilitate over 30,000 LF of water mains in an area bounded by Carpenter Rd, Chicago Ave and Paradise Rd. The water mains are old, steel and undersized and are prone to leaks and low pressure. The project will replace the existing systems with City standard water mains, valves and hydrants to improve system reliability, flows and pressures. Not a part of this project, the County will install sewer to the same area where coordination between the City and County will be required.

Proj Stat: Project being developed to determine phasing of project area. First phase anticipated to begin design in FY 23/24.

Expenditures	Budget	Actual+Commit	Available	Prop. Inc./Dec. for 23-24	Budget+Prop. Inc./Dec.	Avail.+Prop. Inc./Dec.	24-25	25-26	26-27	27-28	Total Budgeted up to 2028
CCF City Construct Force	50,000	0	50,000	0	50,000	50,000	0	0	0	0	50,000
EDA Eng/Design/Admin	500,000	59	499,941	0	500,000	499,941	0	0	0	0	500,000
ENV CIP - Environmental	25,000	0	25,000	0	25,000	25,000	0	0	0	0	25,000
Expenditure Totals:	575,000	59	574,941	0	575,000	574,941	0	0	0	0	575,000

Fund Balance Required	Budget+Prop. Inc./Dec.	Available+Prop. Inc./Dec.
Water Fund - CIP Projects-4180	575,000	574,941



City of Modesto

Project #: 101286

UTL - Bystrom Strengthen & Replace Water Mains



City of Modesto: 2024-28 Capital Improvement Program

UTL - Bystrom Water Main

101286

Capital Un-sponsored

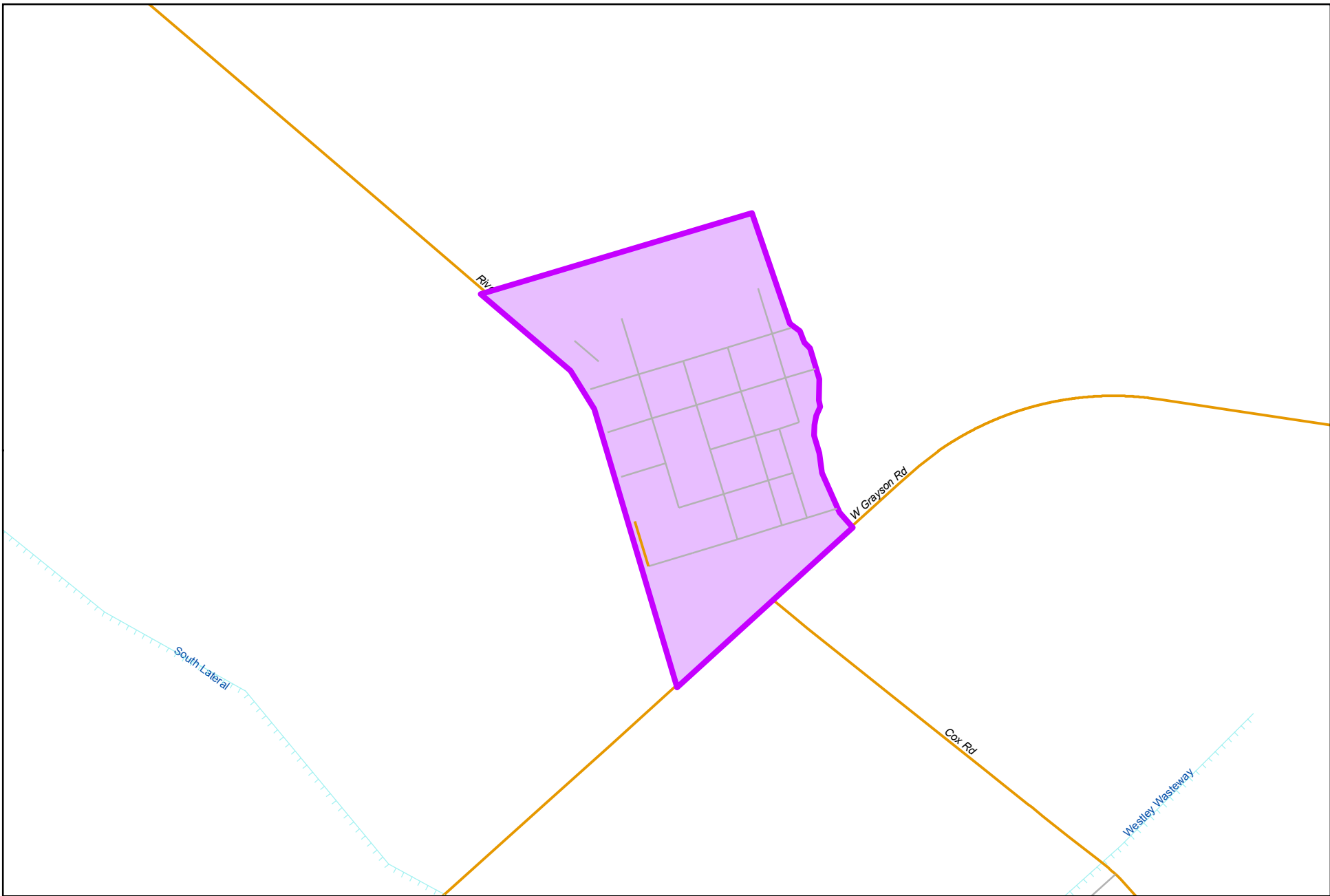
<i>Cost Center:</i> 49999	<i>Category:</i> Water	<i>Start Date:</i> 2020
<i>Hosting Fund:</i> Water Fund - CIP Projects-4180	<i>Type Class:</i> Water	<i>End Date:</i> 2025
<i>Element Listing:</i> Comm Svcs & Fac	<i>Area:</i> System Wide	<i>Status:</i> Active
<i>Classification:</i> Replacement	<i>Manager:</i> Davalos, Robert	<i>Const. Code:</i> Not Awarded

Proj Desc: The project will rehabilitate the water mains off of Bystrom Rd. The water mains in the Bystrom Rd Neighborhood are old, steel and undersized which are prone to leaks and low pressure. The project will replace the existing system with City standard water mains, valves and hydrants to improve system reliability, flows and pressures. The project is bounded by Bystrom Rd to the west, Pecos to the north, Musick to the east and Hatch Rd to the south.

Proj Stat: Design to begin in FY 23/24 & construction in FY 24/25.

Expenditures	Budget	Actual+Commit	Available	Prop. Inc./Dec. for 23-24	Budget+Prop. Inc./Dec.	Avail.+Prop. Inc./Dec.	24-25	25-26	26-27	27-28	Total Budgeted up to 2028
CA Construction Admin	250,000	37,900	212,100	0	250,000	212,100	0	0	0	0	250,000
CCF City Construct Force	50,000	0	50,000	0	50,000	50,000	0	0	0	0	50,000
CON Construction	2,500,000	0	2,500,000	0	2,500,000	2,500,000	0	0	0	0	2,500,000
CTGY-CIP Contingency - CIP	250,000	0	250,000	0	250,000	250,000	0	0	0	0	250,000
EDA Eng/Design/Admin	150,000	21,263	128,737	0	150,000	128,737	0	0	0	0	150,000
Expenditure Totals:	3,200,000	59,163	3,140,837	0	3,200,000	3,140,837	0	0	0	0	3,200,000

Fund Balance Required	Budget+Prop. Inc./Dec.	Available+Prop. Inc./Dec.
Water Fund - CIP Projects-4180	3,200,000	3,140,837



City of Modesto

Project #: 101287

UTL - Grayson Strengthen & Replace Water Mains



City of Modesto: 2024-28 Capital Improvement Program

UTL - Grayson S&R

101287

Capital Un-sponsored

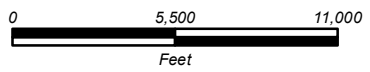
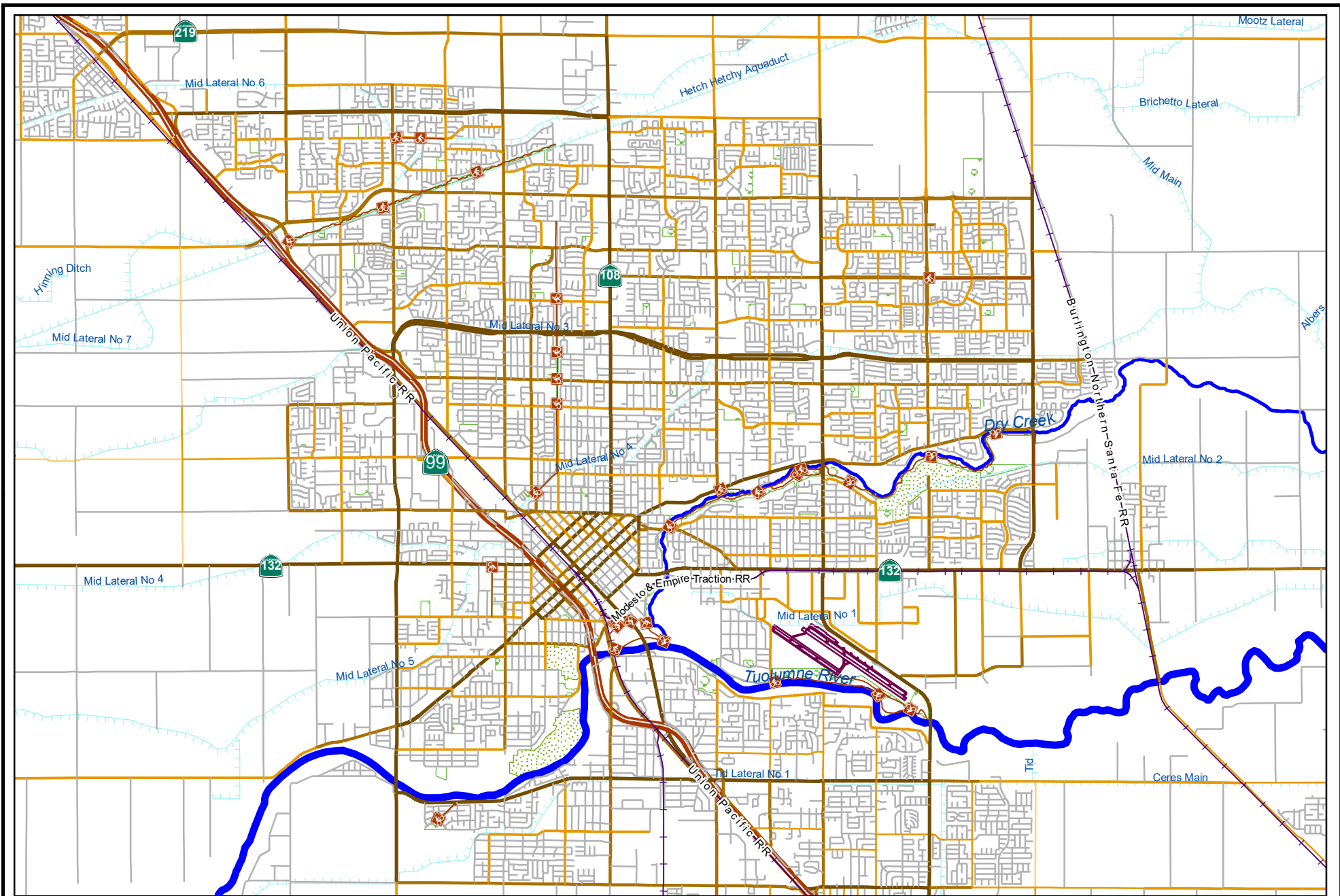
<i>Cost Center:</i> 49999	<i>Category:</i> Water	<i>Start Date:</i> 2020
<i>Hosting Fund:</i> Water Fund - CIP Projects-4180	<i>Type Class:</i> Water	<i>End Date:</i> 2024
<i>Element Listing:</i> Comm Svcs & Fac	<i>Area:</i> System Wide	<i>Status:</i> Active
<i>Classification:</i> Replacement	<i>Manager:</i> Davalos, Robert	<i>Const. Code:</i> Under Construction

Proj Desc: The project will rehabilitate the water mains in the town of Grayson. The water mains bounded by Mary St to the south, River Rd to the west, Minnie St to the north and Charles St to the east. The existing mains are old, steel and undersized which are prone to leaks and low pressure. The project will replace the existing system with City standard water mains, valves and hydrants to improve system reliability, flows and pressures.

Proj Stat: Design completed in FY 22/23. Construction is anticipated to be complete in FY 23/24.

Expenditures	Budget	Actual+Commit	Available	Prop. Inc./Dec. for 23-24	Budget+Prop. Inc./Dec.	Avail.+Prop. Inc./Dec.	24-25	25-26	26-27	27-28	Total Budgeted up to 2028
CA Construction Admin	180,000	30,586	149,414	0	180,000	149,414	0	0	0	0	180,000
CCF City Construct Force	50,000	0	50,000	0	50,000	50,000	0	0	0	0	50,000
CON Construction	1,800,000	0	1,800,000	0	1,800,000	1,800,000	0	0	0	0	1,800,000
CTGY-CIP Contingency - CIP	180,000	0	180,000	0	180,000	180,000	0	0	0	0	180,000
EDA Eng/Design/Admin	150,000	70,218	79,782	0	150,000	79,782	0	0	0	0	150,000
Expenditure Totals:	2,360,000	100,804	2,259,196	0	2,360,000	2,259,196	0	0	0	0	2,360,000

Fund Balance Required	Budget+Prop. Inc./Dec.	Available+Prop Inc./Dec.
Water Fund - CIP Projects-4180	2,360,000	2,259,196



City of Modesto

Project #: 101292

UTL - SCADA System Replacement



City of Modesto: 2024-28 Capital Improvement Program

UTL - SCADA System Replacement

101292

Capital Un-sponsored

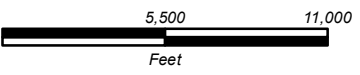
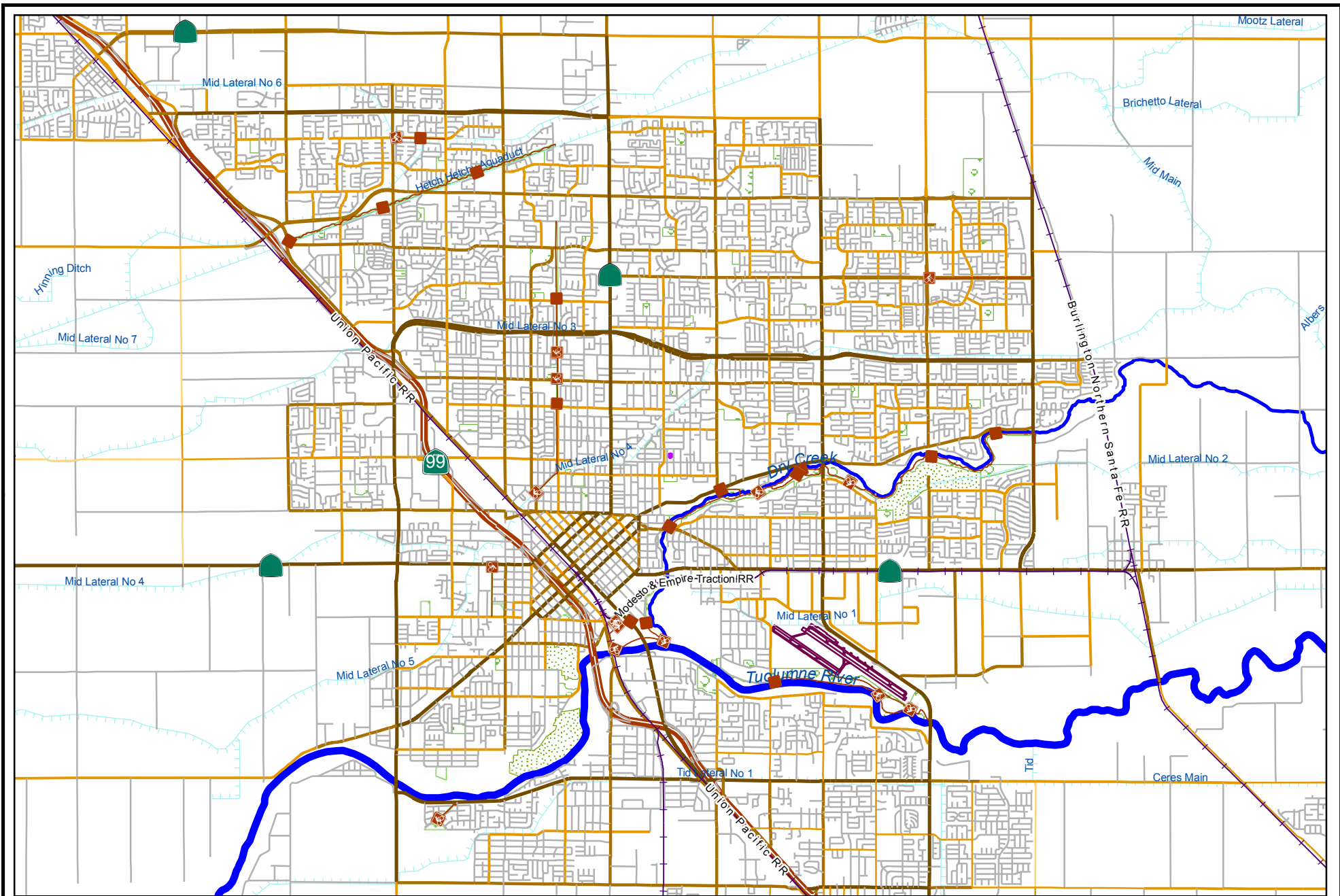
<i>Cost Center:</i> 49999	<i>Category:</i> Water	<i>Start Date:</i> 2019
<i>Hosting Fund:</i> Water Fund - CIP Projects-4180	<i>Type Class:</i> Water	<i>End Date:</i> 2025
<i>Element Listing:</i> Comm Svcs & Fac	<i>Area:</i> System Wide	<i>Status:</i> Active
<i>Classification:</i> Replacement	<i>Manager:</i> Franco, Jesse	<i>Const. Code:</i> Not Awarded

Proj Desc: The City uses a Supervisory Control and Data Acquisition (SCADA) System to operate over 200 water, wastewater, and storm drain facilities (including groundwater wells, tanks, wastewater treatment plant equipment, and lift stations). The SCADA System is comprised of computer hardware, software and a telemetry system that is critical in controlling and delivering a safe drinking water supply to customers and helps in controlling the conveyance and treatment of the City's wastewater. This project will replace the Utilities SCADA System. The project delivery method for this project will be Design-Build (DB).

Proj Stat: A Design Build Team has been selected, award of contract is expected in Spring of 2023.

Expenditures	Budget	Actual+Commit	Available	Prop. Inc./Dec. for 23-24	Budget+Prop. Inc./Dec.	Avail.+Prop. Inc./Dec.	24-25	25-26	26-27	27-28	Total Budgeted up to 2028
EDA Eng/Design/Admin	2,240,544	1,959,352	281,192	0	2,240,544	281,192	0	0	0	0	2,240,544
Expenditure Totals:	2,240,544	1,959,352	281,192	0	2,240,544	281,192	0	0	0	0	2,240,544

Fund Balance Required	Budget+Prop. Inc./Dec.	Available+Prop. Inc./Dec.
Water Fund - CIP Projects-4180	2,240,544	281,192



City of Modesto

Project #: 101331

UTL - Coffee Road Water Main Upgrade



City of Modesto: 2024-28 Capital Improvement Program

UTL - Coffee Road Water Main Upgrade

101331

Capital Un-sponsored

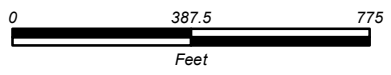
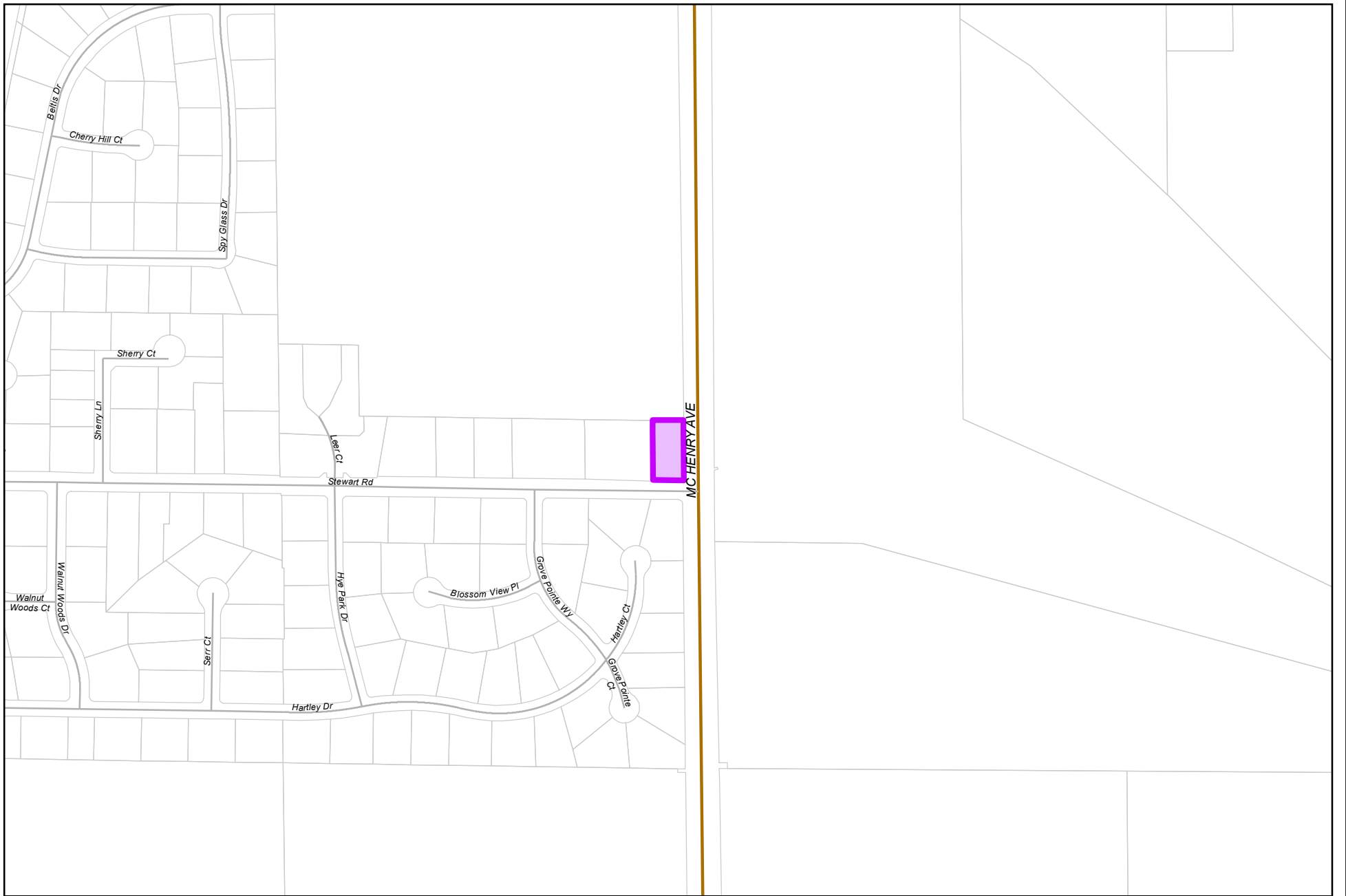
<i>Cost Center:</i> 49999	<i>Category:</i> Water	<i>Start Date:</i> 2021
<i>Hosting Fund:</i> Water Fund - CIP Projects-4180	<i>Type Class:</i> Water	<i>End Date:</i> 2025
<i>Element Listing:</i> Comm Svcs & Fac	<i>Area:</i> System Wide	<i>Status:</i> Active
<i>Classification:</i> Replacement	<i>Manager:</i> Davalos, Robert	<i>Const. Code:</i> Not Awarded

Proj Desc: This project will rehabilitate the water main on Coffee Rd from Fairmont to Gloria Way. The water main on Coffee Rd is old, steel and undersized which is prone to leaks and low pressure. The project will replace the existing system with City Standard water mains, valves and hydrants to improve system reliability, flows and pressure.

Proj Stat: Design started in FY 21/22, Construction anticipated to begin in FY 23/24.

Expenditures	Budget	Actual+Commit	Available	Prop. Inc./Dec. for 23-24	Budget+Prop. Inc./Dec.	Avail.+Prop. Inc./Dec.	24-25	25-26	26-27	27-28	Total Budgeted up to 2028
CA Construction Admin	89,175	84	89,091	0	89,175	89,091	0	0	0	0	89,175
CCF City Construct Force	50,000	0	50,000	0	50,000	50,000	0	0	0	0	50,000
CON Construction	891,750	0	891,750	0	891,750	891,750	0	0	0	0	891,750
CTGY-CIP Contingency - CIP	89,175	0	89,175	0	89,175	89,175	0	0	0	0	89,175
EDA Eng/Design/Admin	153,987	54,702	99,285	0	153,987	99,285	0	0	0	0	153,987
Expenditure Totals:	1,274,087	54,785	1,219,302	0	1,274,087	1,219,302	0	0	0	0	1,274,087

Fund Balance Required	Budget+Prop. Inc./Dec.	Available+Prop. Inc./Dec.
Water Fund - CIP Projects-4180	1,274,087	1,219,302



City of Modesto

Project #: 101349
UTL - Del Rio Well 70 Treatment



City of Modesto: 2024-28 Capital Improvement Program

UTL - Del Rio Well 70 Treatment

101349
Capital Un-sponsored

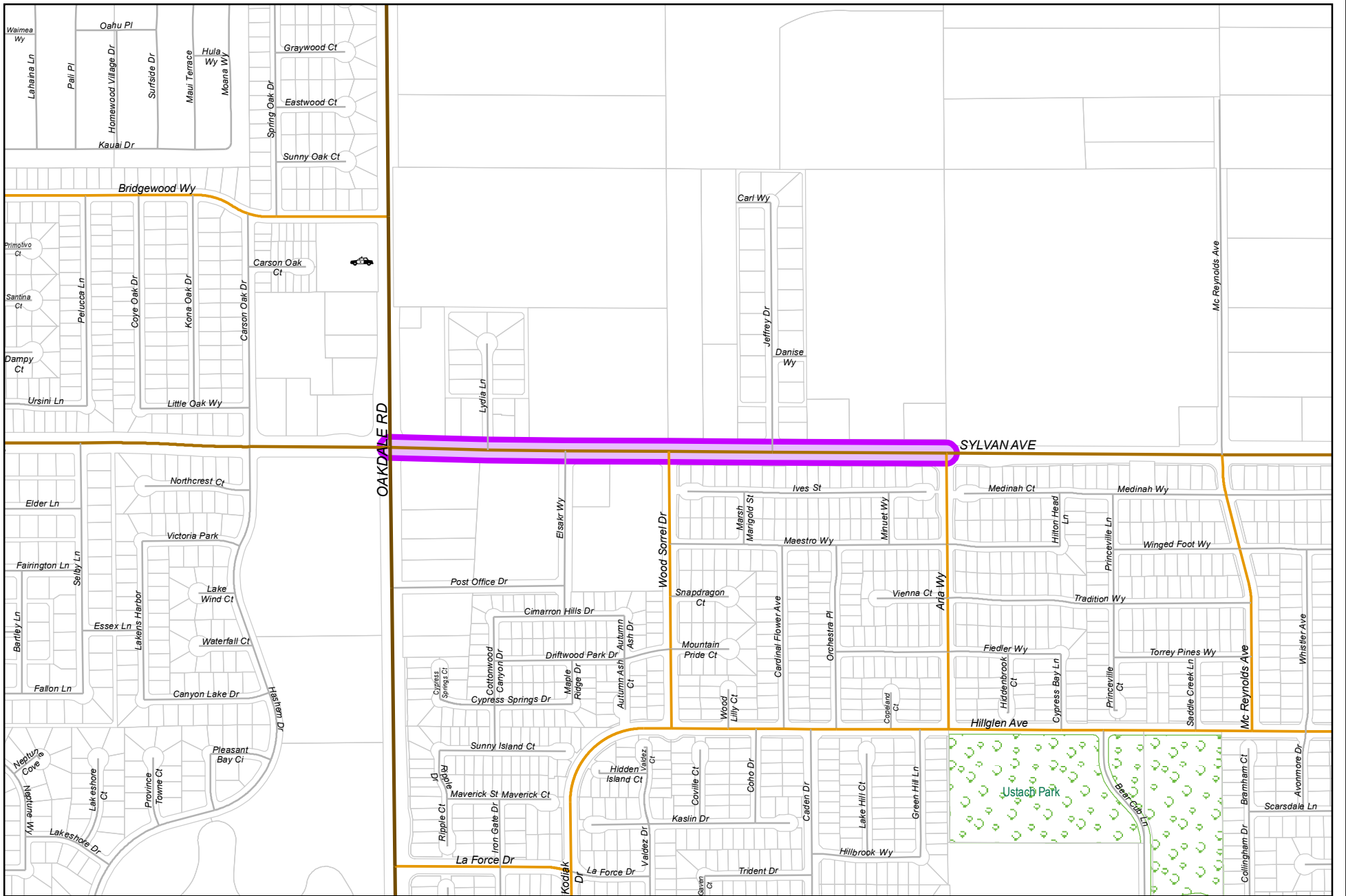
<i>Cost Center:</i> 49999	<i>Category:</i> Water	<i>Start Date:</i>
<i>Hosting Fund:</i> Water Fund - CIP Projects-4180	<i>Type Class:</i> Water	<i>End Date:</i>
<i>Element Listing:</i> Comm Svcs & Fac	<i>Area:</i> System Wide	<i>Status:</i> New
<i>Classification:</i> Improvements	<i>Manager:</i> Davalos, Robert	<i>Const. Code:</i> To be Closed

Proj Desc: This project will determine and implement the most effective and cost efficient method of water treatment to resolve the current water quality issues we are experiencing at Well 70; Bringing Well 70 up to meet the State's drinking water requirements. Water Engineering Design will be hiring a consultant to prepare a preliminary design report (PDR) which will evaluate the situation at Well 70 and recommend how we should proceed. Once the solution has been identified a second consultant will be hired to prepare the design which will lead to the construction portion of the project. Two of the possible solutions that I have heard discussed are installing pipe between this well and another that currently has a treatment system to transport the water for treatment at that location and the other is installing an independent treatment system at Well 70.

Proj Stat:

Expenditures	Budget	Actual+Commit	Available	Prop. Inc./Dec. for 23-24	Budget+Prop. Inc./Dec.	Avail.+Prop. Inc./Dec.	24-25	25-26	26-27	27-28	Total Budgeted up to 2028
EDA Eng/Design/Admin	50,000	6,408	43,592	0	50,000	43,592	0	0	0	0	50,000
Expenditure Totals:	50,000	6,408	43,592	0	50,000	43,592	0	0	0	0	50,000

Fund Balance Required	Budget+Prop. Inc./Dec.	Available+Prop. Inc./Dec.
Water Fund - CIP Projects-4180	50,000	43,592



City of Modesto

Project #: 101367

UTL - Sylvan Water Main Upgrade



City of Modesto: 2024-28 Capital Improvement Program

UTL - Sylvan Water Main Upgrade

101367

Capital Un-sponsored

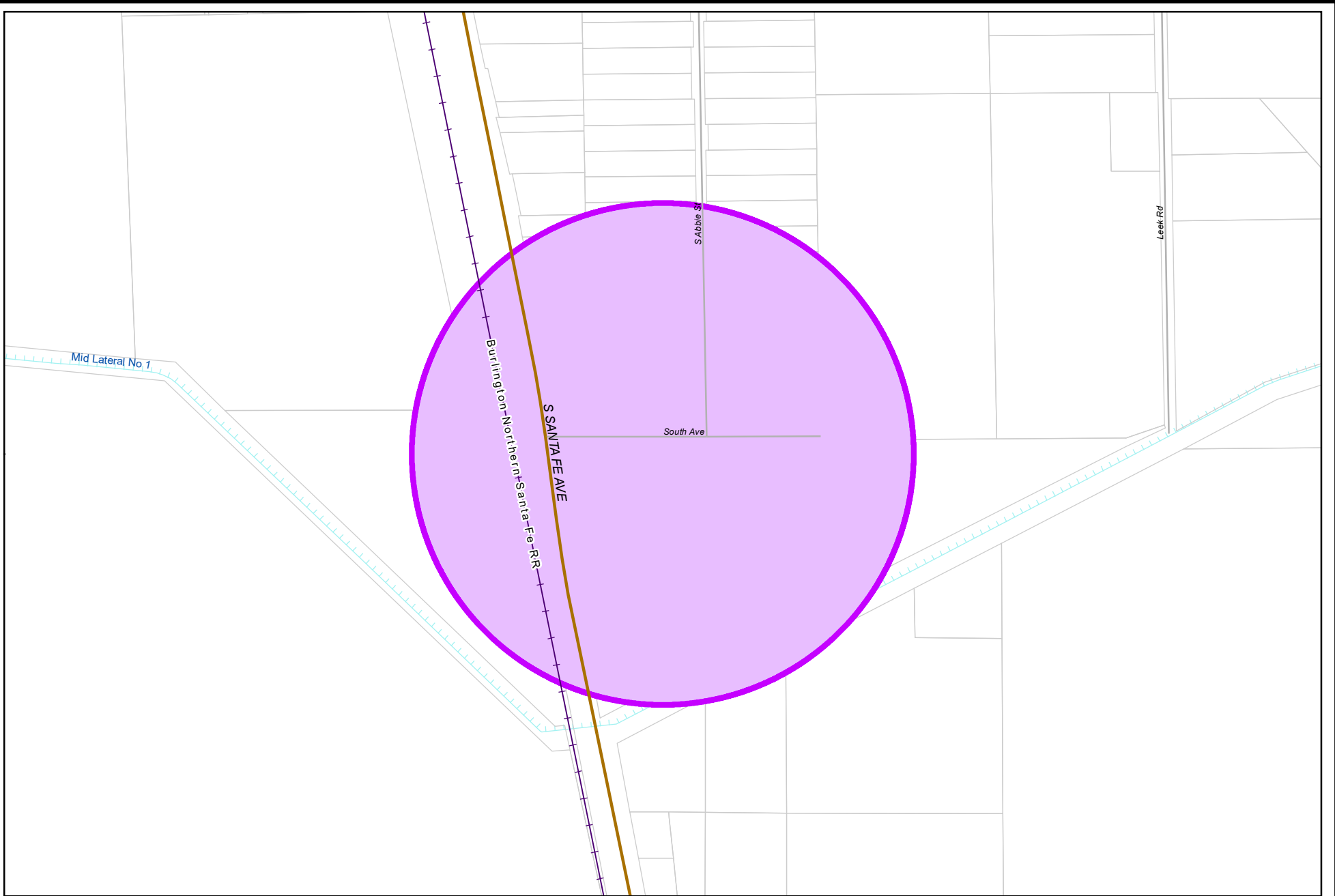
<i>Cost Center:</i> 49999	<i>Category:</i> Water	<i>Start Date:</i> 2021
<i>Hosting Fund:</i> Water Fund - CIP Projects-4180	<i>Type Class:</i> Water	<i>End Date:</i> 2023
<i>Element Listing:</i> Comm Svcs & Fac	<i>Area:</i> System Wide	<i>Status:</i> Active
<i>Classification:</i> Replacement	<i>Manager:</i> Davalos, Robert	<i>Const. Code:</i> Under Construction

Proj Desc: The objective of this project is to improve the water flow and pressure and have infrastructure in place for the future Tivoli Development. For this project all the existing undersized and deteriorated water mains will be replaced with a new 12-inch diameter C900 water main along Sylvan Avenue from Oakdale to the future Aria Drive. All services that are connected to the existing 8" line on Sylvan will be transferred to the new 12-inch diameter water main. Fire hydrants within the project area will be evaluated to ensure that proper spacing between hydrants is met. All work within the project limits will conform to the City of Modesto Standards.

Proj Stat: Construction anticipated to be complete in FY 23/24.

Expenditures	Budget	Actual+Commit	Available	Prop. Inc./Dec. for 23-24	Budget+Prop. Inc./Dec.	Avail.+Prop. Inc./Dec.	24-25	25-26	26-27	27-28	Total Budgeted up to 2028
CA Construction Admin	130,702	5,388	125,314	0	130,702	125,314	0	0	0	0	130,702
CCF City Construct Force	50,000	0	50,000	0	50,000	50,000	0	0	0	0	50,000
CON Construction	1,633,770	1,633,770	0	0	1,633,770	0	0	0	0	0	1,633,770
CTGY-CIP Contingency - CIP	196,053	0	196,053	0	196,053	196,053	0	0	0	0	196,053
EDA Eng/Design/Admin	77,947	12,132	65,815	0	77,947	65,815	0	0	0	0	77,947
Expenditure Totals:	2,088,472	1,651,290	437,182	0	2,088,472	437,182	0	0	0	0	2,088,472

Fund Balance Required	Budget+Prop. Inc./Dec.	Available+Prop. Inc./Dec.
Water Fund - CIP Projects-4180	2,088,472	437,182



City of Modesto

Project #: 101403

UTL - Well 312 Treatment & Flushline



City of Modesto: 2024-28 Capital Improvement Program

UTL - Well 312 Treatment & Flushline

101403
Capital Un-sponsored

<i>Cost Center:</i> 49999	<i>Category:</i> Water	<i>Start Date:</i> 2022
<i>Hosting Fund:</i> Water Fund - CIP Projects-4180	<i>Type Class:</i> Water	<i>End Date:</i> 2026
<i>Element Listing:</i> Comm Svcs & Fac	<i>Area:</i> System Wide	<i>Status:</i> Active
<i>Classification:</i> Replacement	<i>Manager:</i> Davalos, Robert	<i>Const. Code:</i> Not Awarded

Proj Desc: In 2017, Well 312 was taken offline due to water quality issues. This project will fund the implementation of a treatment system to resolve the current water quality issues.

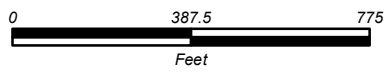
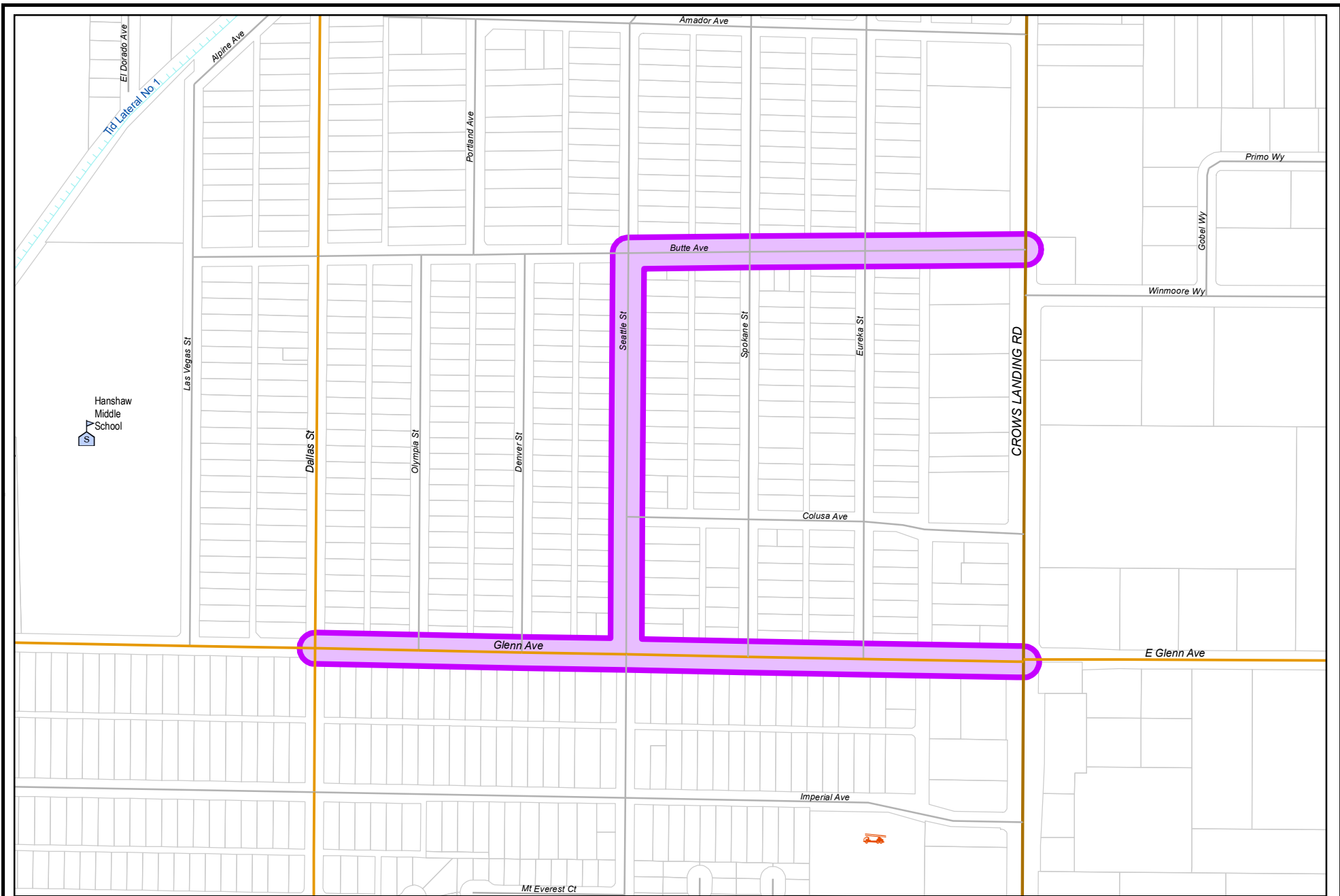
The City has received a one million dollar Urban Drought Relief Grant from the Department of Water Resources to help fund a portion of this project

Upon completion of this project, Well 312 will meet the State's drinking water requirements and be brought back online.

Proj Stat: Design completion is anticipated in Winter of FY 23/24 and Construction in Spring of FY 23/24.

Expenditures	Budget	Actual+Commit	Available	Prop. Inc./Dec. for 23-24	Budget+Prop. Inc./Dec.	Avail.+Prop. Inc./Dec.	24-25	25-26	26-27	27-28	Total Budgeted up to 2028
CA Construction Admin	134,086	0	134,086	0	134,086	134,086	0	0	0	0	134,086
CCF City Construct Force	50,000	0	50,000	0	50,000	50,000	0	0	0	0	50,000
CON Construction	964,425	0	964,425	0	964,425	964,425	0	0	0	0	964,425
CTGY-CIP Contingency - CIP	96,442	0	96,442	0	96,442	96,442	0	0	0	0	96,442
EDA Eng/Design/Admin	389,047	167,577	221,470	0	389,047	221,470	0	0	0	0	389,047
Expenditure Totals:	1,634,000	167,577	1,466,423	0	1,634,000	1,466,423	0	0	0	0	1,634,000

Fund Balance Required	Budget+Prop. Inc./Dec.	Available+Prop. Inc./Dec.
Water Fund - CIP Projects-4180	1,634,000	1,466,423



City of Modesto

Project #: 101450

UTL - Bret Harte S&R Water Mains



City of Modesto: 2024-28 Capital Improvement Program

UTL - Bret Harte S&R Water Mains

101450
Capital Un-sponsored

<i>Cost Center:</i> 49999	<i>Category:</i> Water	<i>Start Date:</i> 2022
<i>Hosting Fund:</i> Water Fund - CIP Projects-4180	<i>Type Class:</i> Water	<i>End Date:</i> 2025
<i>Element Listing:</i> Comm Svcs & Fac	<i>Area:</i> System Wide	<i>Status:</i> Active
<i>Classification:</i> Improvements	<i>Manager:</i> Davalos, Robert	<i>Const. Code:</i> Not Awarded

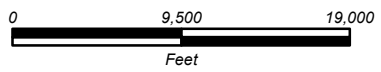
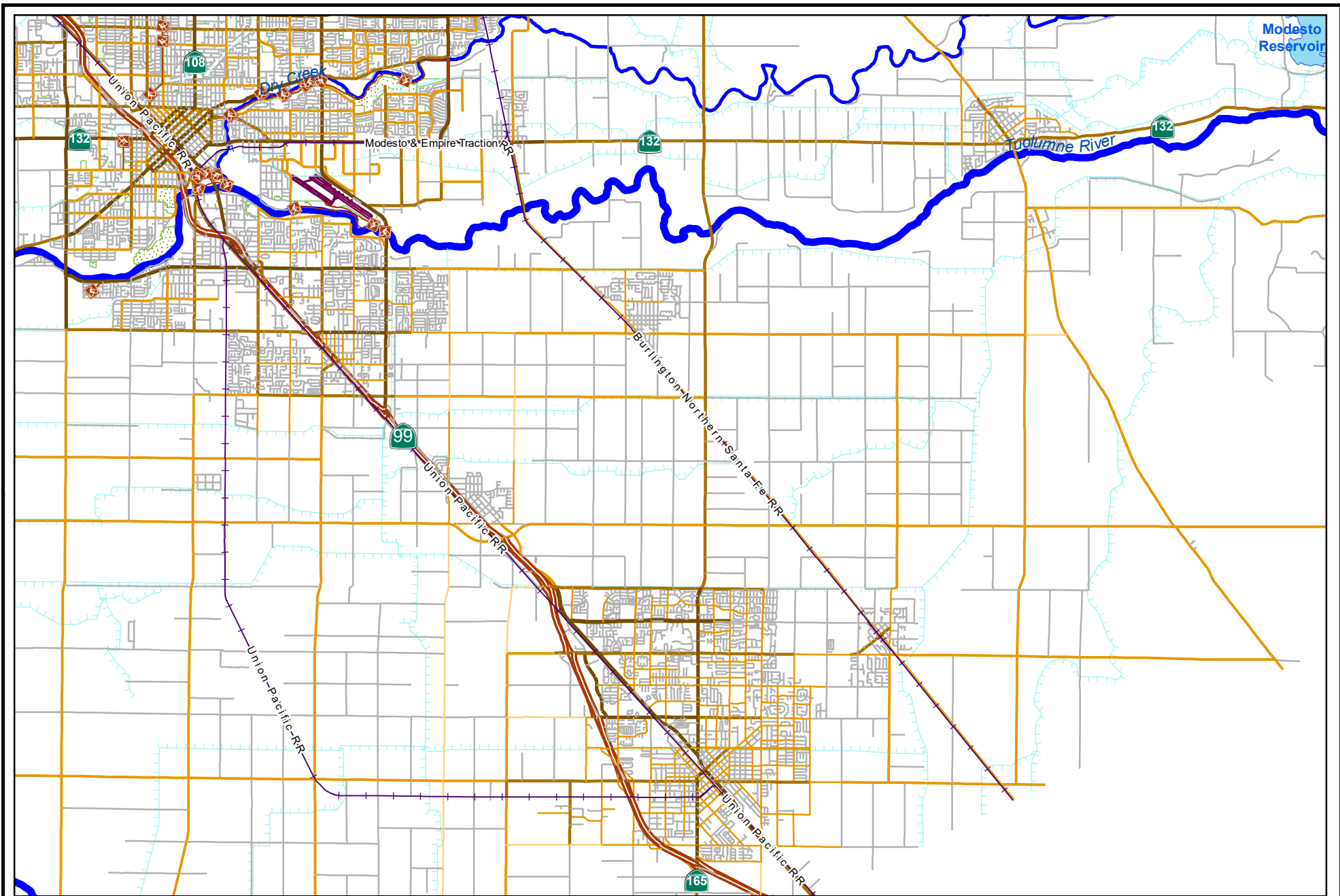
Proj Desc: This project will provide funding to replace approximately 4,750 LF of aged existing water mains within the Bret Harte Neighborhood. Water main replacement will take place on Butte Ave from Seattle St to Crows Landing Rd; On Seattle St from Butte Ave to Glenn Ave; and on Glenn Ave from Dallas St to Crows Landing Rd.

Existing water mains in the area are old, undersized steel mains which are prone to leaking and low pressures. This project will replace the existing system with City standard water mains, valves and fire hydrants to improve system reliability, flows and pressure.

Proj Stat: Project is currently in Design. Design is anticipated to be completed in Fall of FY 23/24 with Construction to begin in Winter of FY 23/24.

Expenditures	Budget	Actual+Commit	Available	Prop. Inc./Dec. for 23-24	Budget+Prop. Inc./Dec.	Avail.+Prop. Inc./Dec.	24-25	25-26	26-27	27-28	Total Budgeted up to 2028
CA Construction Admin	120,000	0	120,000	0	120,000	120,000	0	0	0	0	120,000
CCF City Construct Force	50,000	0	50,000	0	50,000	50,000	0	0	0	0	50,000
CON Construction	1,200,000	0	1,200,000	0	1,200,000	1,200,000	0	0	0	0	1,200,000
CTGY-CIP Contingency - CIP	150,000	0	150,000	0	150,000	150,000	0	0	0	0	150,000
EDA Eng/Design/Admin	150,000	0	150,000	0	150,000	150,000	0	0	0	0	150,000
Expenditure Totals:	1,670,000	0	1,670,000	0	1,670,000	1,670,000	0	0	0	0	1,670,000

Fund Balance Required	Budget+Prop. Inc./Dec.	Available+Prop. Inc./Dec.
Water Fund - CIP Projects-4180	1,670,000	1,670,000



City of Modesto

Project #: 101458

UTL - Empire Yosemite Water Mains Crossings S&R Projects



City of Modesto: 2024-28 Capital Improvement Program

UTL - Empire Yosemite Water Main Crossings S&R Project

101458
Capital Un-sponsored

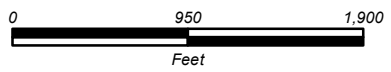
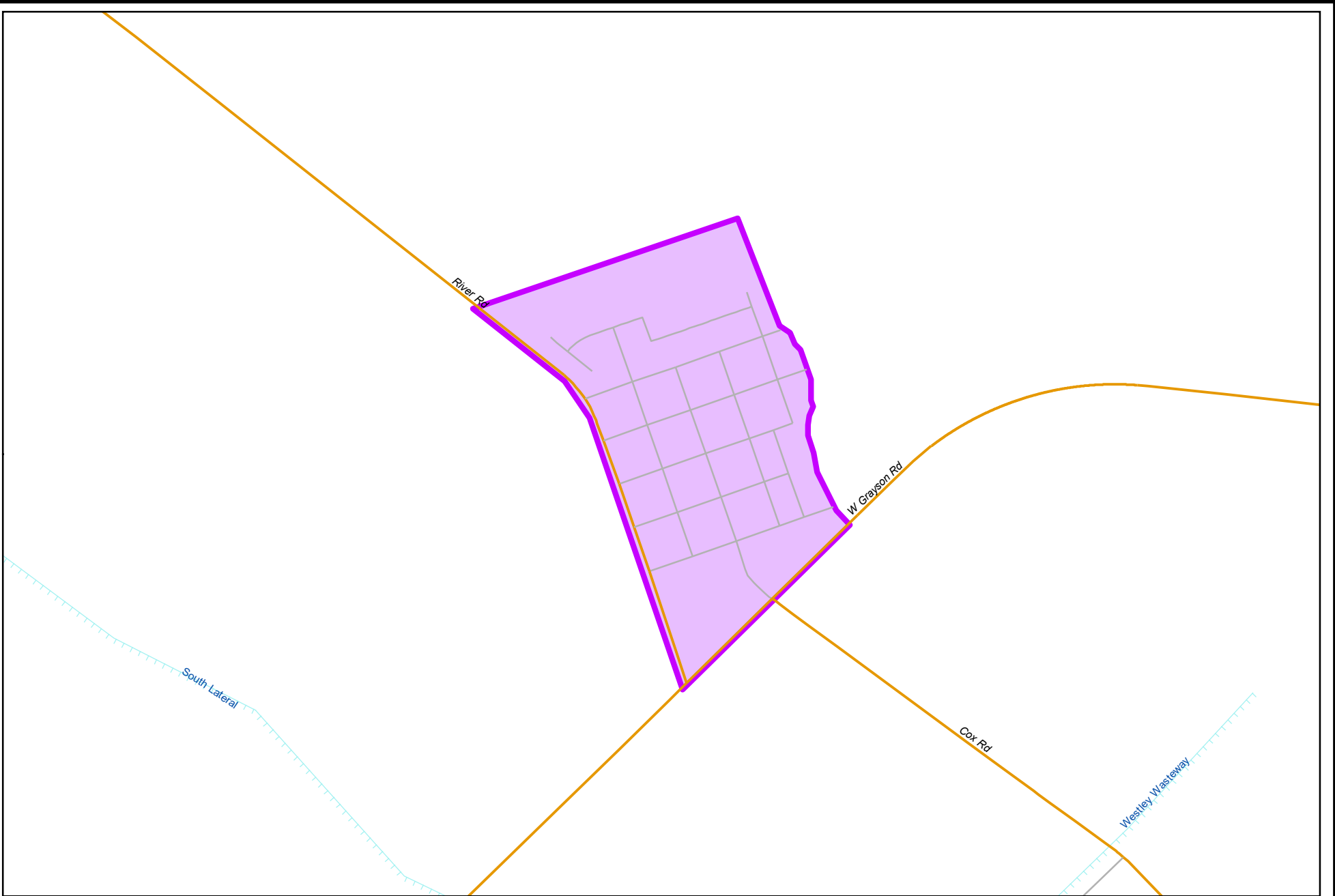
<i>Cost Center:</i> 49999	<i>Category:</i> Water	<i>Start Date:</i> 2023
<i>Hosting Fund:</i> Water Fund - CIP Projects-4180	<i>Type Class:</i> Water	<i>End Date:</i> 2024
<i>Element Listing:</i> Comm Svcs & Fac	<i>Area:</i> System Wide	<i>Status:</i> New
<i>Classification:</i> Improvements	<i>Manager:</i> Davalos, Robert	<i>Const. Code:</i> New or Future

Proj Desc: This project will provide approximately 1,350 LF of water main improvements along Yosemite Blvd. (SR-132) in the Empire Community in Stanislaus County. The water main crossings improvements project is generally bounded by Church Street on the West, I Street on the East, 1st Street on the North, and Yosemite Blvd on the South. The City of Modesto, per the Water Master Plan, will be improving the existing 6-inch steel mains to new 12-inch & 8-inch PVC water mains to meet current City Standard Specifications. The improvements will also include replacing various valves & fire hydrants, and upsizing existing Yosemite Blvd water main crossings. The result of this work will improve system reliability by increasing water pressure for the residents, as well as increased fire flows.

Proj Stat:

Expenditures	Budget	Actual+Commit	Available	Prop. Inc./Dec. for 23-24	Budget+Prop. Inc./Dec.	Avail.+Prop. Inc./Dec.	24-25	25-26	26-27	27-28	Total Budgeted up to 2028
CA Construction Admin	65,000	0	65,000	0	65,000	65,000	0	0	0	0	65,000
CCF City Construct Force	50,000	0	50,000	0	50,000	50,000	0	0	0	0	50,000
CON Construction	650,000	0	650,000	0	650,000	650,000	0	0	0	0	650,000
CTGY Contingency - CIP	97,500	0	97,500	0	97,500	97,500	0	0	0	0	97,500
EDA Eng/Design/Admin	65,000	0	65,000	0	65,000	65,000	0	0	0	0	65,000
Expenditure Totals:	927,500	0	927,500	0	927,500	927,500	0	0	0	0	927,500

Fund Balance Required	Budget+Prop. Inc./Dec.	Available+Prop. Inc./Dec.
Water Fund - CIP Projects-4180	927,500	927,500



City of Modesto

Project #: 101484

UTL - Grayson Nitrate Treatment System Replacement



UTL - Grayson Nitrate Treatment System Replacement

101484

Capital Un-sponsored

<i>Cost Center:</i> 49999	<i>Category:</i> Water	<i>Start Date:</i> 2023
<i>Hosting Fund:</i> Water Fund - CIP Projects-4180	<i>Type Class:</i> Water	<i>End Date:</i> 2024
<i>Element Listing:</i> Comm Svcs & Fac	<i>Area:</i> System Wide	<i>Status:</i> Active
<i>Classification:</i> Replacement	<i>Manager:</i> Daniels, Jeffery L	<i>Const. Code:</i> New or Future

Proj Desc: In April 2022, the State’s Division of Drinking Water informed City Staff that the existing nitrate removal system in place since 2003 is at the end of its useful life. The State’s review of the City’s past inspection reports, water quality monitoring data and system performance records; require the City to replace the existing system with a similar approved and tested treatment system. The Envirogen System has already been approved and vetted by the State as a treatment system that removes nitrates. Keeping the system in place will not only enable the City of Modesto to maintain its current permit with the State but will also ensure that compliance with the drinking water quality standards it has previously maintained. Due to the acute nature of nitrate contamination that is known to cause health issues, it is not recommended to utilize a new technology that may or may not be approved by the State. Utilities Staff requests approving this sole source purchase with Envirogen for a new Dual MinX Regenerable Ion Exchange Treatment System.

In April 2022, the State’s Division of Drinking Water informed City Staff that the existing nitrate removal system in place since 2003 is at the end of its useful life. The State’s review of the City’s past inspection reports, water quality monitoring data and system performance records; require the City to replace the existing system with a similar approved and tested treatment system. The Envirogen System has already been approved and vetted by the State as a treatment system that removes nitrates. Keeping the system in place will not only enable the City of Modesto to maintain its current permit with the State but will also ensure that compliance with the drinking water quality standards it has previously maintained. Due to the acute nature of nitrate contamination that is known to cause health issues, it is not recommended to utilize a new technology that may or may not be approved by the State. Utilities Staff requests approving this sole source purchase with Envirogen for a new Dual MinX Regenerable Ion Exchange Treatment System.

Proj Stat:

Expenditures	Budget	Actual+Commit	Available	Prop. Inc./Dec. for 23-24	Budget+Prop. Inc./Dec.	Avail.+Prop. Inc./Dec.	24-25	25-26	26-27	27-28	Total Budgeted up to 2028
CA Construction Admin	5,000	0	5,000	15,000	20,000	20,000	5,000	0	0	0	25,000
CCF City Construct Force	5,000	0	5,000	25,000	30,000	30,000	20,000	0	0	0	50,000
CTGY Contingency - CIP	0	0	0	150,941	150,941	150,941	0	0	0	0	150,941
EA Equip Acquisition	0	0	0	1,509,407	1,509,407	1,509,407	0	0	0	0	1,509,407
EDA Eng/Design/Admin	5,000	0	5,000	35,000	40,000	40,000	10,000	0	0	0	50,000
Expenditure Totals:	15,000	0	15,000	1,735,348	1,750,348	1,750,348	35,000	0	0	0	1,785,348

Fund Balance Required	Budget+Prop. Inc./Dec.	Available+Prop. Inc./Dec.
Water Fund - CIP Projects-4180	1,750,348	1,750,348