



# City of Modesto

Capital Improvement Program

Fiscal Year 2021-2022 Through 2025-2026



CITY OF  
**MODESTO**  
CALIFORNIA

In accordance with the requirements of Title II of the Americans with Disabilities Act (“ADA”) of 1990, the Fair Employment & Housing Act (“FEHA”), the Rehabilitation Act of 1973 (as amended), Government Code section 11135 and other applicable codes, the City of Modesto (“City”) will not discriminate against individuals on the basis of disability in the City’s services, programs, or activities. For more information, please visit the City of Modesto website at

<https://www.modestogov.com/865/Americans-with-Disabilities-Act-ADA>

# Table of Contents

## **Introduction**

<i>CIP Document Structure and Approval Process</i> .....	1
<i>Sample of a Detail Project Page</i> .....	4
<i>CIP Glossary of Terms</i> .....	5
<b>Policy</b> .....	7
<b>Task Force</b> .....	11
<b>Fleet</b> .....	16
<b>Information Technology</b> .....	19
<b>Miscellaneous</b> .....	25
<b>Parking</b> .....	36
<b>Parks</b> .....	39
<b>Public Safety</b> .....	89
<b>Storm Drainage</b> .....	102
<b>Transportation</b> .....	111
<b>Transit</b> .....	280
<b>Wastewater</b> .....	298
<b>Water</b> .....	403

# Capital Improvement Program Document Structure and Approval Process

---

## CIP Comprehensive Document

The Capital Improvement Program document presents the ten-year capital program for the city. This document includes detailed project information broken out by the major infrastructure categories shown below. In addition, a narrative that gives an overview of the projects, project highlights, major accomplishments, policy issues and unmet needs has been provided by the department overseeing these projects.

- Airport
- Fleet
- Information Technology
- Miscellaneous
- Parking
- Parks Systems
- Public Safety
- Storm Drainage
- Traffic Circulation
- Transit
- Wastewater
- Water

The Detail Page for each project reflects the following information:

- CIP Number
- Fund and Cost Center
- Element {Community Growth, Community Development, Housing, Community Services & Facilities, Public Safety or Environmental Resources & Open Spaces}
- Manager Responsible for Project
- Year project started and Year project is expected to be completed
- Project Status {New, Future, Active}
- All Expenditure accounts with current and future budget amounts
- All Revenue sources with current and future budgets amounts
- Any Transfers from other City of Modesto funds
- Any Fund Balance requirements in order to supplement the cost of the project

This year the reader will find a spreadsheet included in the inside flap of the CIP binder that provides a summary of all projects that are included in the proposed CIP budget. The spreadsheet also serves as an Index to the detail page categories and CIP numbers.

# Capital Improvement Program Document Structure and Approval Process

---

## **Annual Capital Improvement Program (CIP)**

The process of developing the CIP normally proceeds in parallel with the operating budget.

1. Existing Project Review: Existing projects are reviewed by department staff, with the assistance of the Finance department, to identify any projects which should be closed – either because they are complete, or because they have been inactive for an extended period of time.
2. Resource Estimation: The Finance department, in coordination with other departments, develops estimates of the City resources available for spending on capital improvements and other projects.
3. Project & Funding Source Identification: Departments identify projects to be included in the CIP document. The goal is to include both current projects and any future projects, which should commence within the ten-year timeframe of the CIP plan. Departments also identify likely project-specific funding sources (primarily State and Federal grant funds). Other resources – such as City revenues or borrowing – are identified to cover the remaining costs of projects, as far as possible.
4. CIP Balancing: The Finance department compiles project-level information prepared by departments and determines whether any City funding sources are “over-committed” – i.e. whether the amount earmarked for projects total more than the available revenues. If so, departments are asked to select projects to defer until future years in which resources may become available.
5. CIP Task Force: In 2008, a CIP Task Force was created to look at the overall needs of the City and to prioritize projects (more information of the Task Force can be located in the tab “Task Force”). All scores determined by the task force have been added to the detail pages as well as the spreadsheet view of projects. Due to decreased activity and funding over the last year, the Task Force maintained the Ranked Project list from FY 13-14.
6. Planning Commission/Effective Government Committee Presentation: Once the CIP program is balanced and ranked by the Task Force, it is presented to the joint session of the Planning Commission and the Effective Government Committee, which determines whether the CIP is consistent with the City’s comprehensive land use plan and financial reasonableness. Once this finding has been made, the document is forwarded to the City

# Capital Improvement Program Document Structure and Approval Process

---

Council for adoption.

7. City Council Action: Normally, City Council action on the CIP occurs at the same time as its action on the operating budget. The CIP is forwarded to the full Council for a public hearing and adoption.

**UPP - Del Rio Water Tank (100471)**

**100473**

Capital Un-sponsored

**Description**

Cost Center: 49999  
 Hosting Fund: Water Fund - CIP Projects-4180  
 Element Listing: Comm Svcs & Fac  
 Classification: Improvements

Category: Water  
 Type Class: Water  
 Area: System Wide  
 Manager: Davalos, Robert

Start Date: 2008  
 End Date: 2020  
 Status: Active  
 Const. Code: Not Awarded

**Active, New Or Future**

*Proj Desc:* This project will provide funding to build a 0.25 million gallon water storage tank in the Del Rio water service area. In addition to the tank, plans include a 2.45 million gallon per day booster pump station, 1,000 gpm well pump and emergency generator.

It is intended to complete this project as quickly as possible due to the terms of the City's settlement agreement with the Del Rio Community Association.

*Proj Stat:* Property has been acquired & 35% Preliminary Design Report complete. Final design is 90% complete with construction anticipated to begin in FY 18-19

**Status**

Expenditures	Budget	Actual+Commit	Available	Prop. Inc./Dec. for 18-19	Budget+Prop. Inc./Dec.	Avail.+Prop. Inc./Dec.	19-20	20-21	21-22	22-23	Total Budgeted up to 2023
CA Construction Admin	600,400	391	600,009	600,000	1,200,400	1,200,009	0	0	0	0	1,200,400
CON Construction	4,149,999	0	4,149,999	3,250,000	7,399,999	7,399,999	0	0	0	0	7,399,999
CTGY Contingency- CIP	350,000	0	350,000	240,000	600,000	600,000	0	0	0	0	600,000
EDA Eng/Design/Admin	1,188,211	1,085,861	100,350	300,000	1,488,211	400,350	0	0	0	0	1,488,211
ENV Environmental	332,238	306,577	25,661	0	332,238	25,661	0	0	0	0	332,238
LA Land Acquisition	311,116	311,115	1	0	311,116	1	0	0	0	0	311,116
<b>Expenditure Totals:</b>	<b>6,939,954</b>	<b>1,703,945</b>	<b>5,236,019</b>	<b>4,390,000</b>	<b>11,329,954</b>	<b>9,626,019</b>	<b>0</b>	<b>0</b>	<b>0</b>	<b>0</b>	<b>11,329,954</b>
<b>Fund Balance Required</b>					<b>Budget+Prop. Inc./Dec.</b>	<b>Available+Prop. Inc./Dec.</b>					
Water Fund - CIP Projects-4180					11,329,954	9,626,019					

**Current Budget**

**Proposed Additions to Budget**

# Project Detail Sample

## CIP Glossary of Terms

**Appropriation** - An authorization granted by a legislative body to make expenditures and incur obligations for a specific purpose. An appropriation is usually limited in amount and as to time when it may be expended. Operational appropriations usually expire at fiscal year end, and Capital appropriations are multi-year.

**Capital Facilities Fees** – An impact fee charged on development projects to pay for the infrastructure needed to support growth. The fees are collected on new building permits to be used for, but are not limited to, police and fire facility expansion, streets, public transit and air quality improvements.

**Capital Improvement** - A permanent addition to the City’s assets, including the design, construction, or purchase of land, buildings, or facilities, or major renovations.

**Capital Improvement Program Budget** - A financial plan of proposed capital improvement projects with single and multiple-year capital expenditures. These include the construction of new streets, sewer lines, fire stations, development of a new park, or a significant study with long-term benefits to the Community. The Capital Program plan is a ten-year plan, which is updated annually. This program is often referred to as the “CIP”.

**Capital Outlay** - A budget category which includes all equipment having a unit cost of more than \$5,000 and an estimated useful life of over one year. Non-CIP capital outlay is budgeted in the City’s operating budget.

**Capital Fund** – A governmental accounting fund in which the services provided are financed and operated similarly to those of a private business. The rate schedules for these services are established to insure that revenues are adequate to meet all necessary expenditures. Enterprise funds are established for services such as water and sewer, parking facilities, transit systems, airport, and golf courses.

**Community Facilities Districts** – Special Taxes collected for the construction of public improvements.

**Enterprise Fund** - A governmental accounting fund in which the services provided are financed and operated similarly to those of a private business. The rate schedules for these services are established to insure that revenues are adequate to meet all necessary expenditures. Enterprise funds are established for services such as water and sewer, parking facilities, transit systems, airport, and golf courses.

## CIP Glossary of Terms

**Fixed Assets** - Assets of a long-term character such as land, building, machinery, furniture, and other equipment with a value greater than \$5,000 and a useful life longer than one year.

**Fund** - An independent fiscal and accounting entity with a self-balancing set of accounts recording cash and/or other resources together with all related liabilities, obligations, reserves, and equities which are segregated for the purpose of carrying on specific activities or attaining certain objectives in accordance with special regulations, restrictions, or limitations

**Grant** - Contributions of cash or other assets from another governmental entity to be used or expended for a specific purpose, activity, or facility. An example is the Community Development Block Grant given by the Federal Government.

**Hosted Project** - A project whose direct expenditures are budgeted in a particular fund is said to be “hosted” by that fund. A project may “cause” expenditures in funds other than the host fund. For example, transfers from another fund into the hosting fund. For each fund, CIP-related expenditures may be categorized as either (a) costs of hosted projects or (b) transfers out to pay for projects in other funds.

**Interfund Transfers** - Amounts transferred from one fund to another.

**Internal Service Fund** - Funds used to account for the financing of goods or services provided by one department to another department on a cost reimbursement basis, for example; the Fleet Management Fund, which maintains the City’s equipment pool; or the Central Services Fund, which provides office supplies and various materials for maintenance and construction.

**Operating Budget** - The portion of the budget pertaining to the daily operations that provides basic governmental services. The operating budget contains appropriations for such expenditures as personnel, supplies, utilities, materials, travel and fuel.

**Project-Specific Resources** – Revenues such as grants, which are available exclusively for specific projects and whose receipt is contingent on the project going forward.

**Revenue** - Funds that the government receives as income. It includes such items as taxes, fees, permits, licenses, grants and interest.

**Special Revenue Fund** - A fund in which revenue is collected and is restricted by the City, State or Federal Government as to how the city might spend its resources.

# CAPITAL IMPROVEMENT PROGRAM POLICY

## Policies and Procedures Related to the City of Modesto's Capital Improvement Program (CIP)

### **Purpose**

The 10-year Capital Improvement Program (CIP) strives to reflect the goals and policies established by the General Plan by systematically planning, scheduling, managing, monitoring and financing capital projects to ensure cost-effectiveness and conformity with established policies and adopted Specific Plans. The CIP guides the funding and construction of all public improvements constructed by the City, including roads, wastewater treatment facilities and lines, water lines, and parks. The CIP reflects a balance between capital replacement projects that repair, replace or enhance existing facilities, equipment or infrastructure and capital facility projects that significantly expand or add to the City's existing fixed assets. Attention should be given to utilize available resources and grants in a manner that legitimately maximizes the city's capacity to complete the capital improvements described above.

### **I. Budgeting Process**

#### **A. Budgeting Process – Generally**

Section 65401 of the Government Code and Section 10-1.102 of the Modesto Municipal Code, requires the Planning Commission to review all new capital projects to determine if they conform with the City's adopted Modesto Urban Area General Plan. Existing CIP's will be reviewed quarterly by the CIP Task Force. This review will utilize not only financial information to identify project progress and completion timelines, but also project status updates from Project Managers. This will be integrated into the budget proforma review process. The CIP budget will be organized into the same functional groupings used for the operating programs.

Based on the recommendation from the CIP Task Force, the City of Modesto Planning Commission will review for General Plan conformity and will forward a final recommendation to the City Council. The City Council will then review the final CIP recommendation and approve the funding of new projects and the re-appropriation of funds for existing projects as part of the annual CIP budget cycle.

# CAPITAL IMPROVEMENT PROGRAM POLICY

## **B. Budgeting Policies**

1. Project costs are appropriated only when the required revenues are available.
2. For projects financed with grant monies, the grant award must be accepted by the City Council. (Note: a copy of the final grant award must be provided to the Finance Department.)
3. For projects financed with debt, it can be considered for inclusion in the CIP, but the appropriation will not be released until the financing has been completed.
4. Budget actions involving any Federal, State, or grant funded CIP's are restrained by the conditions of the funding award.
5. Project costs will be included in the CIP in phases, i.e. projects that are not bid-ready will reflect appropriations only through the design phase.
6. Appropriations needed for the construction phase are based on the bid awarded at the time the appropriation(s) for construction, contingency and construction management costs are requested.
7. Projects to be closed will be identified by the Project Managers and submitted by the appropriate Department Director through the Finance Director to the City Manager for closure. The City Manager has the final authority to close the projects using the CIP Closure Form. The reasons for closing a project may include Project Completion, delays due to unanticipated costs or events and change in City Council direction.
8. All new CIP's must be submitted to the CIP Task Force for consideration and reviewed before they are presented to the City Council for appropriation approval.

# CAPITAL IMPROVEMENT PROGRAM POLICY

## C. Requirements to Qualify as a CIP

1. A “Project” description and cost estimate should include all phases, from environmental assessment and right-of-way acquisition through construction, regardless of whether or not all funding will be available within the current fiscal year budgeting cycle.
2. Typically, the cost of a Project should be \$100,000 or greater over the life of the Project. Also, a CIP will have a useful life of five or more years. Exceptions to this threshold may be approved by the CIP Task Force.
3. Project revenues and expenditures must be clearly identified and balanced.
4. Projects must have identifiable timelines that include periodic milestones.
5. While (1) maintenance costs to increase the life of the City’s infrastructure, (2) replacement costs for infrastructure and (3) set-aside reserve amounts to create future funding for a project are not considered a “Project”; they are included in the CIP budget. Examples include pavement maintenance, water system downstream improvements and accumulation of funds for the Pelandale-99 interchange.
6. Certain purchases and installation of fixed assets may also be included in the CIP budget plan.
7. Every capital project will have a Project Manager who will prepare the project proposal, ensure that required phases are completed on schedule, authorize all project expenditures, ensure that all regulations and laws are observed, and periodically report project status to the CIP Task Force. The Project Manager ensures that projects comply with the requirements imposed by the guidelines controlling the various revenue sources that are used to finance capital project costs. The Project Manager shall also coordinate project accounting with the Finance Department.

# CAPITAL IMPROVEMENT PROGRAM POLICY

## **D. Primary-Secondary Project Relationships**

The City Council previously approved grouping similar projects together in a “primary-secondary” relationship. An example would be replacement of upgrade of traffic signals at different intersection throughout the City. “Traffic Signals” would be the primary” project and individual “secondary” projects would then be indentified when either construction or construction design on each specific intersection begins. The primary project description must include a description of each of the secondary projects related to it. The primary project was designed to serve as the budgetary control device for both the primary and secondary components. This approach was designed to allow for greater flexibility and efficiency when programming multiple projects of the same type.

With the creation and empowerment of the CIP Task Force, the primary-secondary project budgeting relationship creates difficulty for the CIP Task Force in reviewing and ranking projects. The stand-alone budgeting method has proven more effective and it allows the CIP Task Force to review and rank a specific “project” rather than being tasked to review and rank a primary account that may contain several secondary projects.

For all capital projects, existing primary-secondary budgeting relationships are being converted to stand-alone projects. All new CIP’s should be budgeted using the stand-alone budgeting method.

## **E. Project Status Reports**

Project milestones will be listed as objectives in the CIP program narratives to facilitate project tracking. Status reports for all CIP’s should be provided to the CIP Task Force on a quarterly basis and then referred to the City Council for informational purposes. The format and content of the report will be coordinated between the CIP Task Force Administrator and the Finance Department.

## Capital Improvement Program Task Force

The General Plan calls for the creation of an organization-wide method for identifying and ranking CIP's for proposed inclusion in the annual CIP and to guide the City's applications for regional, state, federal, or other funds. Initiated in fiscal year 2008-2009, the Capital Improvement Program Task Force (CIP Task Force) was fully implemented during the fiscal year 2009-2010 CIP process. This new approach incorporates a CIP Task Force that is broader in scope and purpose and includes interdepartmental representation. Additional opportunity for the City Council and the community to participate in the CIP process promotes its importance and relevance to daily life.

Each CIP Task Force member participates in the evaluation and prioritization of projects and each member has equal voting weight. The process is designed to promote open dialogue and consensus building. Preapproved evaluation criteria and protocol guide the CIP Task Force through the prioritization process.

The General Plan outlines the following criteria by which the organization-wide method for identifying and ranking capital improvement projects should be structured:

1. Establish an objective rating system that includes criteria that are appropriate for each facility type (bridges, roadways, traffic signals, pedestrian, drainage, water, sewer, parks, libraries, fire, police, etc.).
2. Ensure projects conform to community plans and Infrastructure Financing Plans (IFP) and incorporate community-level priorities identified in each of the plans in the ranking process.
3. Develop broad-based regional financing options for regional-serving capital projects.
4. Assign "high priority" preference to projects located within existing and potential Specific Plan Areas that are also located within communities not meeting General Plan-identified public facilities guidelines or acceptable levels of service for the type of facility or service being considered.

This is followed by preference to projects in areas generally located outside existing and potential Specific Plan Area locations, as previously described, in areas that are not meeting public facilities

guidelines or acceptable levels of service as identified in the General Plan for the type of facility or service being considered.

5. Include in the ranking process preference for funding of new or expanded public facilities and services which can address needs in multiple areas.
6. Coordinate with other public, private, and not-for-profit entities to include areas with existing needs as a major criterion for allocating resources for new or expanded infrastructure, facilities, or amenities.

### **A. Objectives:**

1. Develop a credible process for identifying top priority projects.
2. Use a coordinated approach to linking CIP projects with other planning efforts and community goals.
3. Engage staff, elected officials and citizens in the process of developing and administering the CIP to garner greater community support and attention.

### **B. Membership:**

The CIP Task Force Membership consists of one City Councilmember, one Planning Commission member, one member of the public at large, one StanCOG Citizen Advisory Member, one member from the Manufacturer's Council, the Chairperson of the Land Use & Transportation Committee of the Modesto Chamber of Commerce and key City personnel.

### **C. Evaluation Criteria**

Seven evaluation criteria have been developed for project evaluation. Every project is evaluated against all seven criteria and assigned points on a scale of -5 to +5. This ensures the most objective process possible and leads to consistent decision making.

## **1. Public Health, Safety and Other Mandates**

- Does the project improve or specifically address a health, safety or other regulatory mandate in the community?
- Does the project specifically address a legal requirement or abate a potential health or safety crisis?

## **2. Supports Stated Community Goals and Policies**

- Does the project help implement policies in the General Plan, Strategic Plan, or other adopted plan?
- Is the project a part of or consistent with an articulated, acceptable mid, short or long-range program or departmental strategic plan?
- Does the request implement some or all of the recommendations of a previous study?
- Has the project been specifically identified by the public in previous community forums, surveys, etc.?
- Has the project consistently been included in previous capital improvement programs?

## **3. Capital Fiscal Impact**

- Does the project have a positive impact on the General Fund budget?
- Does the project bring in additional outside funds or grants in some proportion?
- Is the project realistic from a financial standpoint? (Consider direct costs, as well as ongoing and additional costs such as those to provide temporary services during implementation of the project.)
- Are funds already dedicated or available for the project?
- Will funding the project now result in a significant savings or economies of scale?

#### **4. Promotes Economic Development**

- Does the project facilitate a job producing development?
- Does the project facilitate development that will provide positive revenue enhancement to the City?
- Does the project help prevent revenue leakage?

#### **5. Operation and Maintenance Fiscal Impact**

- Does the project have a positive impact on the City's Operating and Maintenance (O&M) budget?
- Is the project an efficiency improvement project?
- Is the project a low-maintenance project?
- Does the City have the ability (staff, funds, etc.) to support the project in O&M?

#### **6. Impact on Service Levels**

- Does the project bring the service up to a desired level?
- Does the project improve service levels?

#### **7. Relationship to Other Projects/Coordination**

- Does the project coordinate well with other projects underway?
- Can the project be effectively coordinated with other projects (for instance, water and/or sewer line repairs done in conjunction with road work?)
- Will all prerequisite projects be complete before this project is scheduled?
- Is the project timely or does it provide a critical window of opportunity?
- Is the project planned to create minimal disruption or inconvenience to the public?
- Is the project the best use of funding for the fund category (as ranked by sponsoring department)?

## D. Criteria Weights

The CIP Task Force determined that certain criteria are worthy of greater emphasis. In the evaluation process, this is accomplished by creating “weighting points” that are assigned to each of the seven criteria. These weighting points are automatically calculated as the CIP Task Force scores each project.

<b>Criteria</b>	<b>Weighting Points</b>
Public Health and Safety Mandates	95
Community Goals	85
Promotes Economic Development	85
Capital Fiscal Impact	75
Operation and Maintenance Fiscal Impact	75
Impact on Service Levels	65
Relationship to Other Projects/Coordination	65

## E. Final Project Scoring

Projects should first be grouped into categories based on their project location. Using the evaluation criteria and weights above, the CIP Task Force will score each project. Some of the projects may not be scored by the Task Force because they are under a legal or regulatory mandate to be completed. Because the City is already obligated to complete these projects expeditiously, scoring them would serve no purpose.

The CIP Task Force will review and prioritize all existing capital projects to assure consistency with the City’s General Plan and the City’s vision statement. A recommendation will then be made to the Planning Commission.

## FLEET MANAGEMENT

---

### SYSTEM OVERVIEW

The City's Fleet system now consists of 86 buses with 25 additional units added in 2020. With a JPA being formed with the county, we can expect 25 additional buses January, 2022. In addition we have 641 vehicles, 36 fire apparatus for Modesto and 18 additional units in 2019 from Oakdale, and 374 other equipment assets. Replacement equipment and vehicles are purchased primarily from a replacement fund managed by the Fleet Division. Buses are purchased using federal funds with a local match.

### HIGHLIGHTS

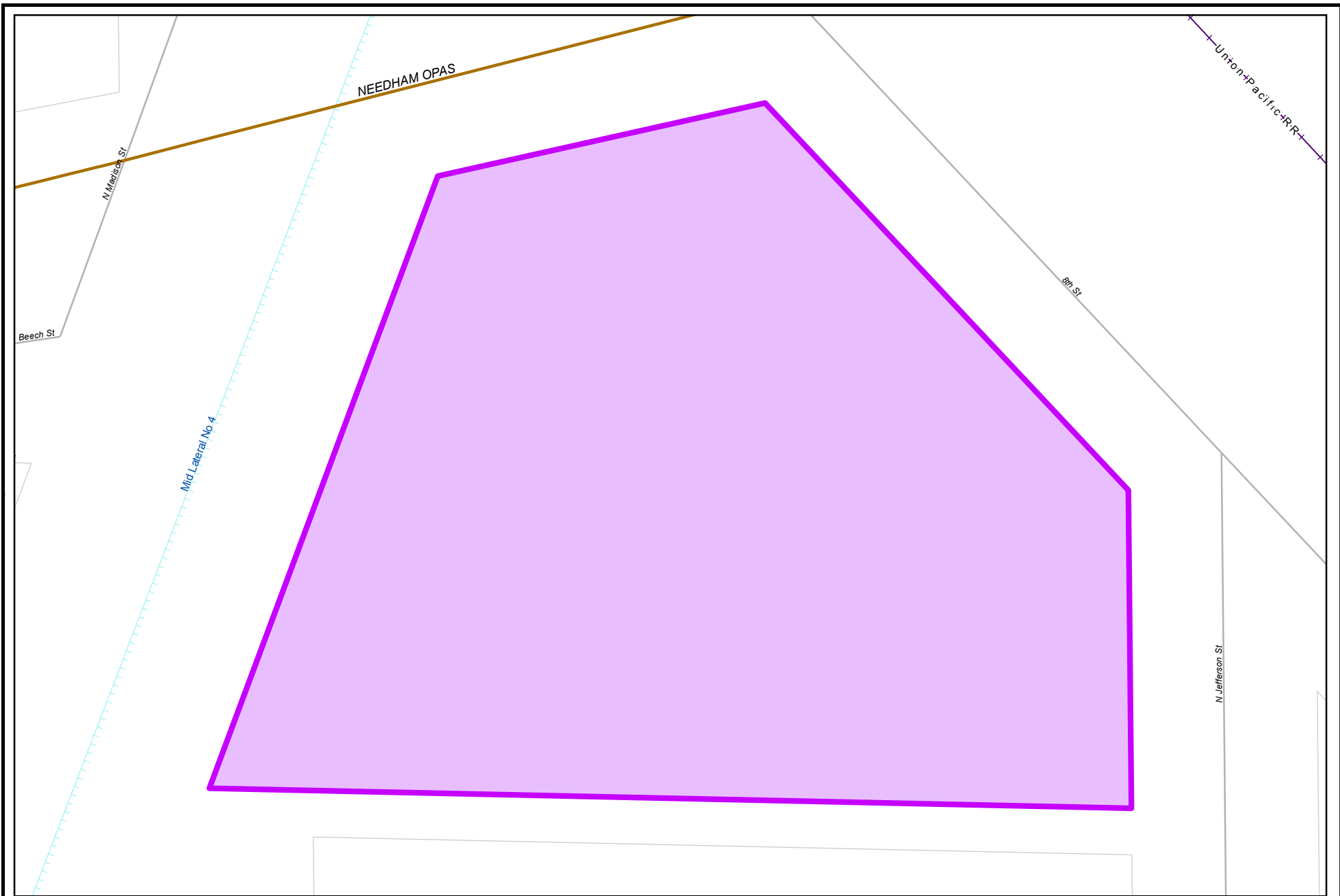
The Bus Facility and the Heavy Duty Facility recently passed their respective CHP BIT inspections with no notable findings. This exceeds 2 complete decades without a finding on a transit coach here in the City of Modesto. The expansion of the parts storage room to double its current capacity and phase two of the Corporation Yard Master Plan have begun, hoping to be completed by January, 2022 assuming no more COVID-19 delays. This project will increase fleet maintenance efficiency by consolidating all three fleet maintenance facilities into one facility under one roof.

Over the past Fiscal Year, Fleet Services has continued with the responsibility for Transit Fare Counting saving the City approximately \$150,000 annually in charges for vendor counting with increased accuracy as well. Fire still has the contract with the Oakdale Fire Protection District so fleet maintenance continues to support the maintenance and repair of all heavy and light duty vehicles associated with that contract. Transit acquired the Escalon Territory and Ceres Territory in 2020. A JPA is in the works with the county to combine StART and MAX into one service, adding additional units to the fleet we maintain.

Fleet Services took over the repair and maintenance of the Compost Facility equipment four years ago. Much of the equipment is aging and requires constant attention. A new loader has been purchased to replace two loaders that were beyond repair. The grinder has been repowered with a compliant diesel engine and work is underway to replace the aging windrow turner.

Fleet Services has ordered enough new patrol vehicles to finally eliminate the aging Crown Victoria platform. New paratransit vehicles, two new commuter buses and three new fixed route buses have been ordered and ready for service.





**City of Modesto**

Project #: 100451

PW - Fleet Maintenance Facility



**City of Modesto: 2022-26 Capital Improvement Program**

**PW - Fleet Maintenance Facility**

**100451**  
**Capital Un-sponsored**

<i>Cost Center:</i> 59999	<i>Category:</i> Fleet	<i>Start Date:</i>
<i>Hosting Fund:</i> Fleet Management Fund-5400	<i>Type Class:</i> General Improvements	<i>End Date:</i>
<i>Element Listing:</i> Comm Svcs & Fac	<i>Area:</i> Within City	<i>Status:</i> Active
<i>Classification:</i> Replacement	<i>Manager:</i> Fischio, Steven J.	<i>Const. Code:</i> Not Awarded

*Proj Desc:* This project provides funding for the Fleet Maintenance Facility Phase II project, including the Fleet Fund's contribution for Phase I - Bus Maintenance Facility.

*Proj Stat:* Design is currently in plan check status. Projected to be sent out to bid by March 2019.

Revenues	Budget	Actuals+Commit	Available	Prop. Inc./Dec. for 21-22	Bud + Prop. Incr/Decr	Avail.+ Prop. Incr/Decr	22-23	23-24	24-25	25-26	Total Budgeted up to 2026
47005 Miscellaneous Revenue	17,017	120,176	-103,159	0	17,017	-103,159	0	0	0	0	17,017
63470 Transfer In from Fund 3470	422,500	422,500	0	0	422,500	0	0	0	0	0	422,500
64530 Transfer In from Fund 4530	881,406	881,406	0	0	881,406	0	0	0	0	0	881,406
<b>Revenue Totals:</b>	<b>1,320,923</b>	<b>1,424,082</b>	<b>-103,159</b>	<b>0</b>	<b>1,320,923</b>	<b>-103,159</b>	<b>0</b>	<b>0</b>	<b>0</b>	<b>0</b>	<b>1,658,773</b>

Expenditures	Budget	Actual+Commit	Available	Prop. Inc./Dec. for 21-22	Budget+Prop. Inc./Dec.	Avail.+Prop. Inc./Dec.	22-23	23-24	24-25	25-26	Total Budgeted up to 2026
Appr Unit D Transfers Out	266,066	0	266,066	0	266,066	266,066	0	0	0	0	266,066
CA Construction Admin	573,515	477,802	95,713	0	573,515	95,713	0	0	0	0	573,515
CCF City Const Forces	1,104	1,103	1	0	1,104	1	0	0	0	0	1,104
CON Construction	4,232,095	4,232,095	0	0	4,232,095	0	0	0	0	0	4,232,095
CTGY Contingency	325,114	0	325,114	0	325,114	325,114	0	0	0	0	325,114
EDA Eng/Design/Admin	722,807	667,271	55,536	0	722,807	55,536	0	0	0	0	722,807
LA Land Acquisition	0	0	0	0	0	0	0	0	0	0	0
UR Utility Relocation	100,436	100,435	1	0	100,436	1	0	0	0	0	100,436
<b>Expenditure Totals:</b>	<b>6,221,137</b>	<b>5,478,706</b>	<b>742,431</b>	<b>0</b>	<b>6,221,137</b>	<b>742,431</b>	<b>0</b>	<b>0</b>	<b>0</b>	<b>0</b>	<b>6,221,137</b>

Fund Balance Required	Budget+Prop. Inc./Dec.	Available+Prop. Inc./Dec.
Fleet Management Fund-5400	4,900,214	845,590

## INFORMATION TECHNOLOGY DEPARTMENT

---

### SYSTEM OVERVIEW

#### **Fiber Network Infrastructure**

Description: The project outcome is to deploy a high speed municipal fiber infrastructure for City government and community use. The Fiber Optic Review team has conducted an evaluation with the research performed during the development of the Fiber Master Plan. A pool of partners and stakeholders are currently being evaluated along with potential funding sources. The Fiber Optic Infrastructure Team is working on various components of the EDA grant application.

After reviewing the availability of high-speed fiber for use by businesses in the Modesto area, we have determined that there is currently an abundance of fiber available. The high-speed broadband landscape in Modesto will also be expanding in the near future with the introduction of 5G services. The financial risks of establishing a City-Owned Fiber Network appear to be quite high. We are, however, continuing to evaluate the possibility of either deploying or leasing dark fiber to connect City Offices and reduce our annual network expenses for site to site communications. The primary criterion to qualify for the EDA grant is the creation of new jobs. With the current fiber available in Modesto, we don't see this project creating any new jobs and so we will not be pursuing the EDA grant at this time.

#### **Cisco Communications Upgrade Project**

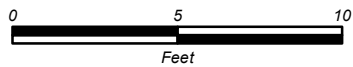

The City's communication network infrastructure supports the City's data, voice and video systems. This network infrastructure facilitates communication for data transfer, data storage and provides the ability to maintain the numerous computerized systems, programs and connectivity that are vital in providing mission critical services to the entire organization and our citizens.

The current communication network infrastructure is in need of an equipment refresh based on a modern design that will provide improved network speeds, enhance security, and support the anticipated growth in network dependencies with the introduction of newer technologies such as smart devices, digital audio/video, and increased mobility of City resources. The current communication network infrastructure equipment has either been declared end-of-life by the manufacturer, gone beyond its serviceable lifespan, or has run out of capacity to support further expansion of the City's communication network infrastructure.

The Cisco Communications Upgrade Project was formally kicked-off in August of 2018. Equipment was ordered, delivered and deployed.

IT Staff completely replaced the City's network communication infrastructure. The network communication infrastructure provides connectivity to every single computer, server, wireless access point, phones, applications, throughout the City. We replaced approximately 80 end point network switches (approximately 4,000 endpoint connections), 2 Core Routers, 4 Firewall Devices. We accomplished all of this with minimal downtime to the organization. Our network communication infrastructure has been greatly improved with higher communication speeds and resiliency.

The Cisco Communication Upgrade Project was completed in May 2020.



**City of Modesto**

Project #: 100974

IT - Fiber Network Infrastructure



**City of Modesto: 2022-26 Capital Improvement Program**

**IT - Fiber Network Infrastructure**

**100974**  
**Capital Un-sponsored**

<i>Cost Center:</i> 17999	<i>Category:</i> Information Technology	<i>Start Date:</i>
<i>Hosting Fund:</i> Information Technology Fund-5230	<i>Type Class:</i> Information Technology	<i>End Date:</i>
<i>Element Listing:</i> Comm Svcs & Fac	<i>Area:</i> System Wide	<i>Status:</i> New
<i>Classification:</i> Replacement	<i>Manager:</i> Dickey, John	<i>Const. Code:</i> New or Future

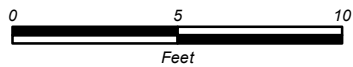

*Proj Desc:* The project outcome is to deploy a high speed municipal fiber infrastructure for City government and community use.

*Proj Stat:*

Revenues	Budget	Actuals+Commit	Available	Prop. Inc./Dec. for 21-22	Bud + Prop. Incr/Decr	Avail.+ Prop. Incr/Decr	22-23	23-24	24-25	25-26	Total Budgeted up to 2026
61321 Transfer In from Fund 1321	167,365	167,365	0	0	167,365	0	0	0	0	0	167,365
Revenue Totals:	167,365	167,365	0	0	167,365	0	0	0	0	0	167,365

Expenditures	Budget	Actual+Commit	Available	Prop. Inc./Dec. for 21-22	Budget+Prop. Inc./Dec.	Avail.+Prop. Inc./Dec.	22-23	23-24	24-25	25-26	Total Budgeted up to 2026
CC Consultant Charges	167,365	167,365	0	0	167,365	0	0	0	0	0	167,365
Expenditure Totals:	167,365	167,365	0	0	167,365	0	0	0	0	0	167,365

Fund Balance Required	Budget+Prop. Inc./Dec.	Available+Prop. Inc./Dec.
Information Technology Fund-5230	0	0



**City of Modesto**

Project #: 101105

IT - Cisco Communication Upgrade Project



**City of Modesto: 2022-26 Capital Improvement Program**

**IT - Cisco Communication Upgrade Project**

**101105**

**Capital Un-sponsored**

<i>Cost Center:</i> 17999	<i>Category:</i> Information Technology	<i>Start Date:</i>
<i>Hosting Fund:</i> Information Technology Fund-5230	<i>Type Class:</i> Information Technology	<i>End Date:</i>
<i>Element Listing:</i> Comm Svcs & Fac	<i>Area:</i> Future Specific Plan Area	<i>Status:</i> Future
<i>Classification:</i> Replacement	<i>Manager:</i> Harless, Kevin R	<i>Const. Code:</i> New or Future

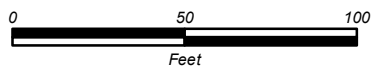
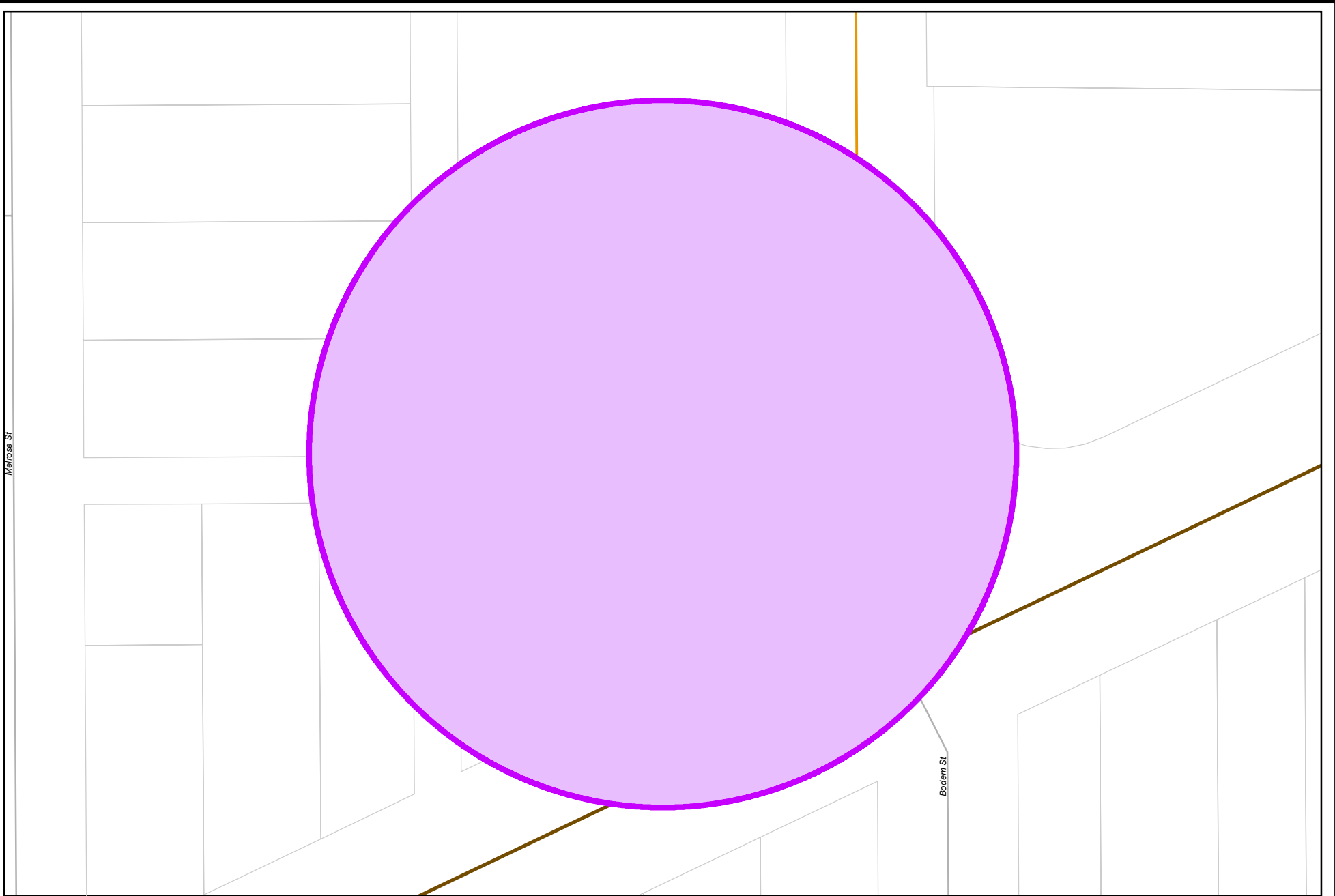
*Proj Desc:* The City's communication network infrastructure supports the City's data, voice and video systems. This network infrastructure facilitates communication for data transfer, data storage and provides the ability to maintain the numerous computerized systems, programs and connectivity that are vital in providing mission critical services to the entire organization and our citizens. The current communication network infrastructure is in need of an equipment refresh based on a modern design that will provide improved network speeds, enhance security, and support the anticipated growth in network dependencies with the introduction of newer technologies such as smart devices, digital audio/video, and increased mobility of City resources. The current communication network infrastructure equipment has either been declared end-of-life by the manufacturer, gone beyond its serviceable lifespan, or has run out of capacity to support further expansion of the City's communication network infrastructure.

*Proj Stat:*

Expenditures	Budget	Actual+Commit	Available	Prop. Inc./Dec. for 21-22	Budget+Prop. Inc./Dec.	Avail.+Prop. Inc./Dec.	22-23	23-24	24-25	25-26	Total Budgeted up to 2026
CC Consultant Charges	1,540,000	1,538,641	1,359	0	1,540,000	1,359	0	0	0	0	1,540,000
CTGY-CIP Contingency - CIP	77,000	66,496	10,504	0	77,000	10,504	0	0	0	0	77,000
<b>Expenditure Totals:</b>	<b>1,617,000</b>	<b>1,605,138</b>	<b>11,862</b>	<b>0</b>	<b>1,617,000</b>	<b>11,862</b>	<b>0</b>	<b>0</b>	<b>0</b>	<b>0</b>	<b>1,617,000</b>

Fund Balance Required	Budget+Prop. Inc./Dec.	Available+Prop. Inc./Dec.
Information Technology Fund-5230	1,617,000	11,862

THIS PAGE LEFT BLANK  
INTENTIONALLY



**City of Modesto**

Project #: 100865

PRN - Senior Center Kitchen Upgrade (Suspended)



**City of Modesto: 2022-26 Capital Improvement Program**

**PRN - Senior Center Kitchen Upgrade (Suspended)**

**100865**  
**Capital Un-sponsored**

<i>Cost Center:</i> 39999	<i>Category:</i> Miscellaneous	<i>Start Date:</i>
<i>Hosting Fund:</i> Capital Grants - HUD CIP Projects-3170	<i>Type Class:</i> Miscellaneous	<i>End Date:</i>
<i>Element Listing:</i> Comm Dev	<i>Area:</i> Within City	<i>Status:</i> New
<i>Classification:</i> Improvements	<i>Manager:</i> Houx, Nathan G	<i>Const. Code:</i> New or Future

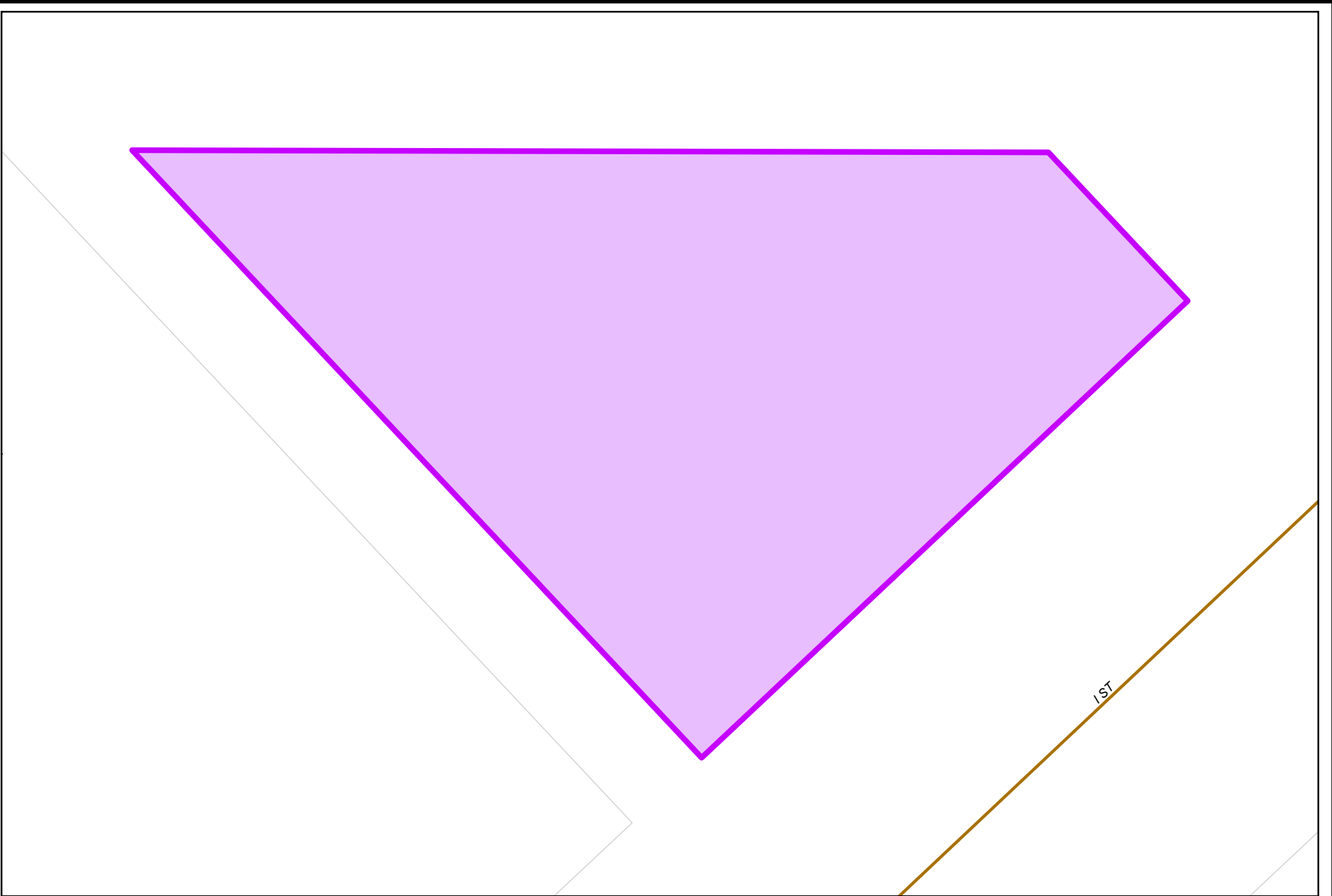
*Proj Desc:* Project will renovate the existing kitchen at the Senior Center in order to make it more efficient and meet current safety standards.

*Proj Stat:* Project design is completed, project was bid in early 2017 and construction is expected to be completed in Summer 2017.

Revenues	Budget	Actuals+Commit	Available	Prop. Inc./Dec. for 21-22	Bud + Prop. Incr/Decr	Avail.+ Prop. Incr/Decr	22-23	23-24	24-25	25-26	Total Budgeted up to 2026
61130 Transfer In from Fund 1130	374,527	361,321	13,206	0	374,527	13,206	0	0	0	0	374,527
<b>Revenue Totals:</b>	<b>374,527</b>	<b>361,321</b>	<b>13,206</b>	<b>0</b>	<b>374,527</b>	<b>13,206</b>	<b>0</b>	<b>0</b>	<b>0</b>	<b>0</b>	<b>374,527</b>

Expenditures	Budget	Actual+Commit	Available	Prop. Inc./Dec. for 21-22	Budget+Prop. Inc./Dec.	Avail.+Prop. Inc./Dec.	22-23	23-24	24-25	25-26	Total Budgeted up to 2026
CA Construction Admin	27,233	22,203	5,030	0	27,233	5,030	0	0	0	0	27,233
CON Construction	255,723	255,431	292	0	255,723	292	0	0	0	0	255,723
CTGY-CIP Contingency - CIP	18,889	11,365	7,524	0	18,889	7,524	0	0	0	0	18,889
EDA Eng/Design/Admin	72,682	72,322	360	0	72,682	360	0	0	0	0	72,682
<b>Expenditure Totals:</b>	<b>374,527</b>	<b>361,321</b>	<b>13,206</b>	<b>0</b>	<b>374,527</b>	<b>13,206</b>	<b>0</b>	<b>0</b>	<b>0</b>	<b>0</b>	<b>374,527</b>

Fund Balance Required	Budget+Prop. Inc./Dec.	Available+Prop. Inc./Dec.
Capital Grants - HUD CIP Projects-3170	0	0



**City of Modesto**

Project #: 100866

PRN - Senior Playground 2014



**City of Modesto: 2022-26 Capital Improvement Program**

**PRN - Senior Playground 2014**

**100866**

**Capital Un-sponsored**

<i>Cost Center:</i> 39999	<i>Category:</i> Miscellaneous	<i>Start Date:</i> 2014
<i>Hosting Fund:</i> Capital Grants - HUD CIP Projects-3170	<i>Type Class:</i> Miscellaneous	<i>End Date:</i> 2022
<i>Element Listing:</i> Comm Dev	<i>Area:</i> Within City	<i>Status:</i> Active
<i>Classification:</i> Improvements	<i>Manager:</i> Houx, Nathan G	<i>Const. Code:</i> New or Future

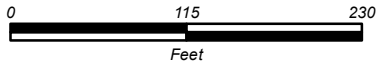
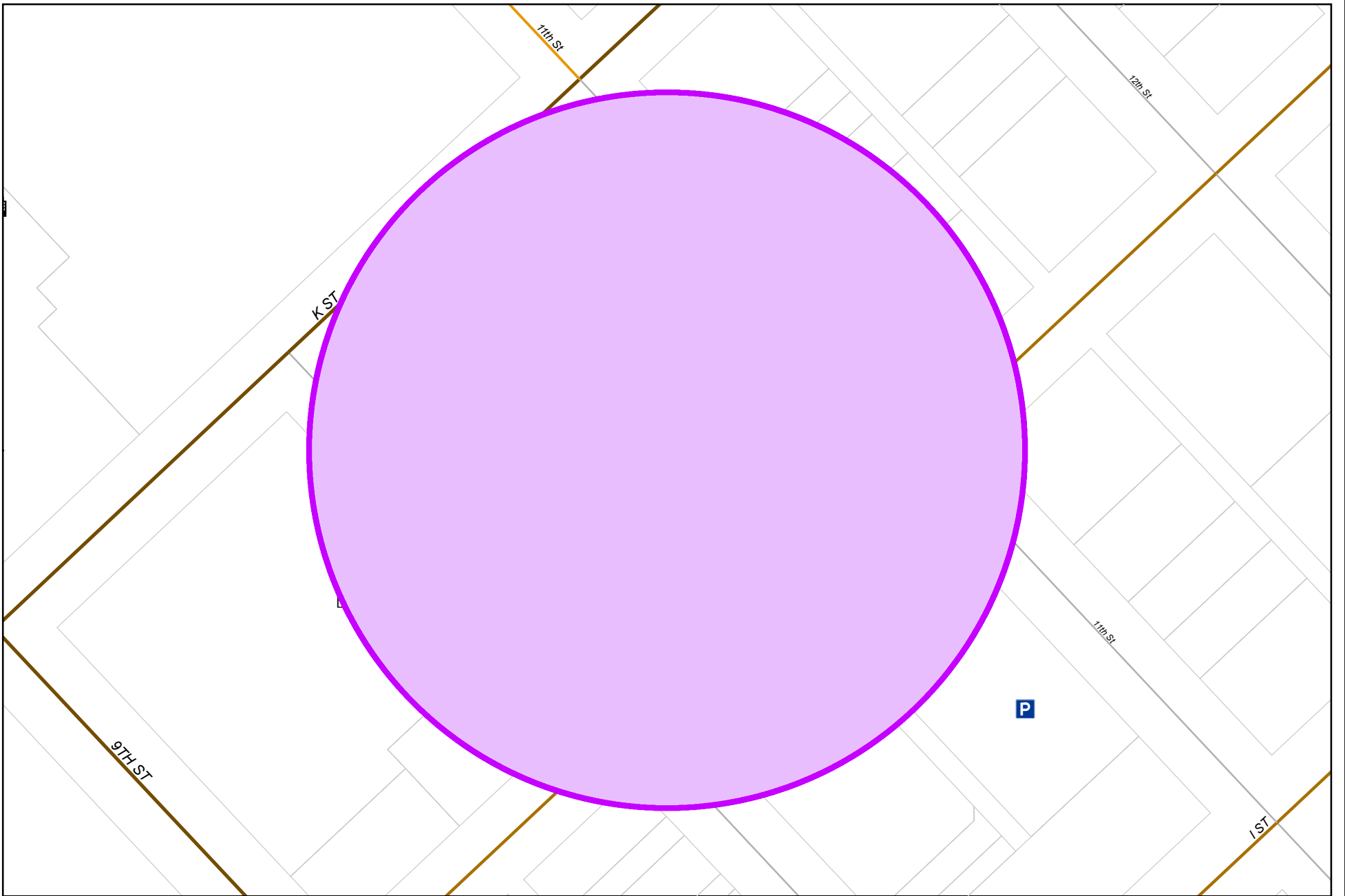
*Proj Desc:* Project will renovated Ralston Tower Park into a senior oriented park with senior playground/fitness equipment, outdoor plaza, sport courts, covered assembly area, landscaping, irrigation, sidewalks, lighting, fencing and security cameras. This project has been recommended for award of LWCF funding and Community Development Block Grant Funds will fund the remainder of the project.

*Proj Stat:* Project design began in early 2017 and is completed. Construction could start as early as Fall 2021.

Revenues	Budget	Actuals+Commit	Available	Prop. Inc./Dec. for 21-22	Bud + Prop. Incr/Decr	Avail.+ Prop. Incr/Decr	22-23	23-24	24-25	25-26	Total Budgeted up to 2026
61130 Transfer In from Fund 1130	650,000	99,707	550,293	0	650,000	550,293	0	0	0	0	650,000
Revenue Totals:	650,000	99,707	550,293	0	650,000	550,293	0	0	0	0	650,000

Expenditures	Budget	Actual+Commit	Available	Prop. Inc./Dec. for 21-22	Budget+Prop. Inc./Dec.	Avail.+Prop. Inc./Dec.	22-23	23-24	24-25	25-26	Total Budgeted up to 2026
CON Construction	600,000	60,005	539,995	-20,000	580,000	519,995	0	0	0	0	580,000
CTGY-CIP Contingency - CIP	10,000	232	9,768	0	10,000	9,768	0	0	0	0	10,000
EDA Eng/Design/Admin	40,000	49,451	-9,451	20,000	60,000	10,549	0	0	0	0	60,000
Expenditure Totals:	650,000	109,688	540,312	0	650,000	540,312	0	0	0	0	650,000

Fund Balance Required	Budget+Prop. Inc./Dec.	Available+Prop. Inc./Dec.
Capital Grants - HUD CIP Projects-3170	0	-9,981



**City of Modesto**

Project #: 101030

UTL - Customer Services Carpet



**City of Modesto: 2022-26 Capital Improvement Program**

**UTL - Customer Services Carpet**

**101030**  
**Capital Un-sponsored**

<i>Cost Center:</i> 49999	<i>Category:</i> Miscellaneous	<i>Start Date:</i>
<i>Hosting Fund:</i> Water Fund-4100	<i>Type Class:</i> Upgrade Replacement	<i>End Date:</i>
<i>Element Listing:</i> Comm Svcs & Fac	<i>Area:</i> Within City	<i>Status:</i> New
<i>Classification:</i> Replacement	<i>Manager:</i> Franco, Jesse	<i>Const. Code:</i> New or Future

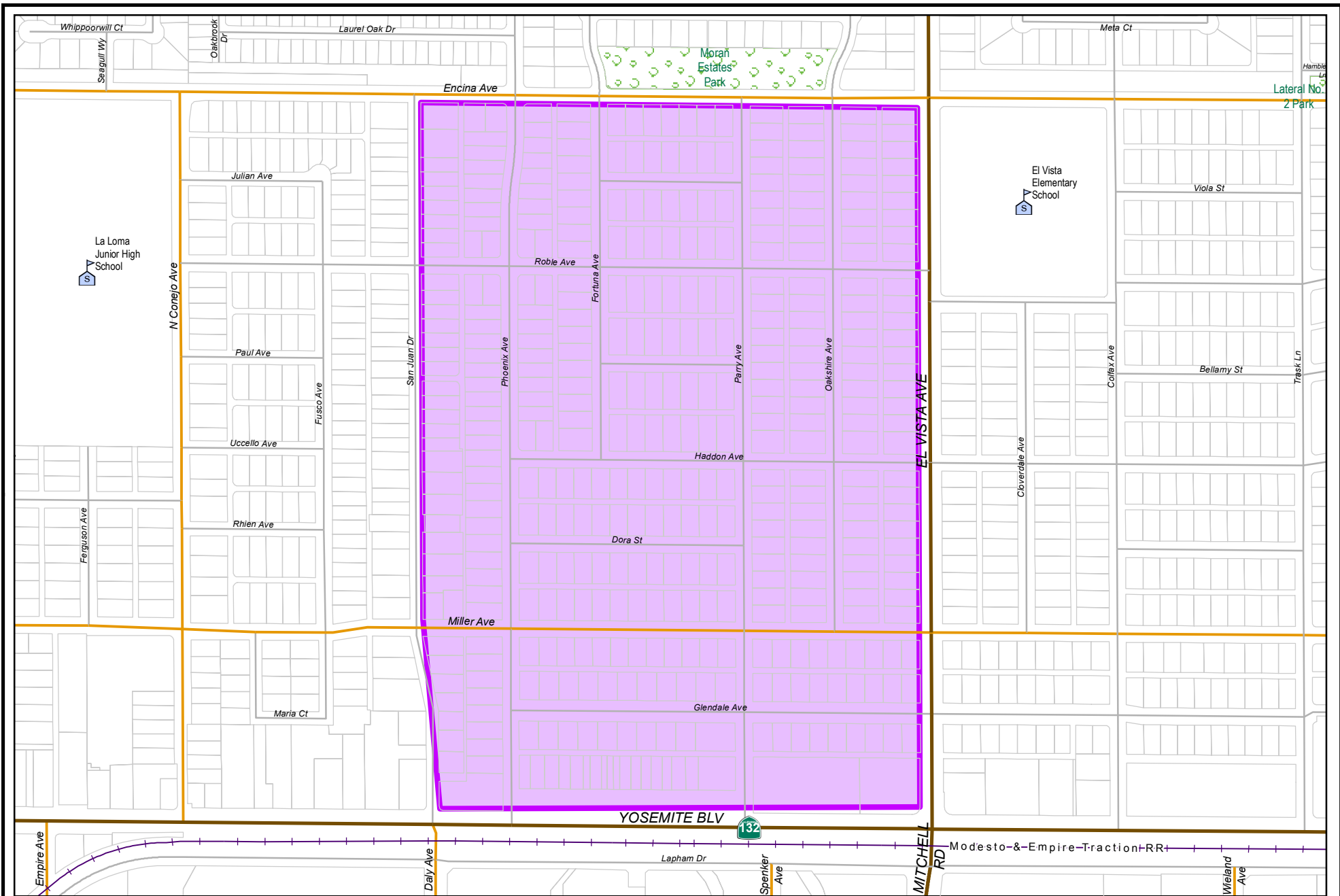
*Proj Desc:* This project will replace the carpet for Customer Services. The existing carpet is lifting and tearing posing a tripping hazard to staff. The carpet will be removed and replaced with tile carpet. Additionally, the workstations will need to be moved to facilitate the carpet installation and reassembled and potentially reconfigured.

*Proj Stat:*

Revenues	Budget	Actuals+Commit	Available	Prop. Inc./Dec. for 21-22	Bud + Prop. Incr/Decr	Avail.+ Prop. Incr/Decr	22-23	23-24	24-25	25-26	Total Budgeted up to 2026
64210 Transfer In from Fund 4210	65,000	65,000	0	0	65,000	0	0	0	0	0	65,000
<b>Revenue Totals:</b>	<b>65,000</b>	<b>65,000</b>	<b>0</b>	<b>0</b>	<b>65,000</b>	<b>0</b>	<b>0</b>	<b>0</b>	<b>0</b>	<b>0</b>	<b>65,000</b>

Expenditures	Budget	Actual+Commit	Available	Prop. Inc./Dec. for 21-22	Budget+Prop. Inc./Dec.	Avail.+Prop. Inc./Dec.	22-23	23-24	24-25	25-26	Total Budgeted up to 2026
CA Construction Admin	10,000	0	10,000	0	10,000	10,000	0	0	0	0	10,000
CON Construction	100,000	84,593	15,407	0	100,000	15,407	0	0	0	0	100,000
CTGY-CIP Contingency - CIP	10,000	0	10,000	0	10,000	10,000	0	0	0	0	10,000
EDA Eng/Design/Admin	10,000	3,812	6,188	0	10,000	6,188	0	0	0	0	10,000
<b>Expenditure Totals:</b>	<b>130,000</b>	<b>88,406</b>	<b>41,594</b>	<b>0</b>	<b>130,000</b>	<b>41,594</b>	<b>0</b>	<b>0</b>	<b>0</b>	<b>0</b>	<b>130,000</b>

<b>Fund Balance Required</b>	Budget+Prop. Inc./Dec.	Available+Prop. Inc./Dec.
Water Fund-4100	65,000	41,594



# City of Modesto

Project #: 101148

CED - HUD - Public Facilities Improvement - La Loma PH 2B Fire Hydrant Additions



**City of Modesto: 2022-26 Capital Improvement Program**

**CED - HUD - Public Facilities Improvement - Fire Hydrant Project Activity 1320**

**101148**

**Capital Un-sponsored**

<i>Cost Center:</i> 14999	<i>Category:</i> Miscellaneous	<i>Start Date:</i>
<i>Hosting Fund:</i> Capital Grants - HUD CIP Projects-3170	<i>Type Class:</i> Miscellaneous	<i>End Date:</i>
<i>Element Listing:</i> Comm Dev	<i>Area:</i> Within City	<i>Status:</i> Active
<i>Classification:</i> Improvements	<i>Manager:</i> Narayan, Jessica A	<i>Const. Code:</i> New or Future

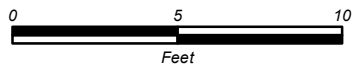

*Proj Desc:*

*Proj Stat:* Design and construction in FY 18/19. Project to be accepted in FY 19/20 and to close in FY 20/21.

Revenues	Budget	Actuals+Commit	Available	Prop. Inc./Dec. for 21-22	Bud + Prop. Incr/Decr	Avail.+ Prop. Incr/Decr	22-23	23-24	24-25	25-26	Total Budgeted up to 2026
61130 Transfer In from Fund 1130	627,000	570,278	56,722	0	627,000	56,722	0	0	0	0	627,000
<b>Revenue Totals:</b>	<b>627,000</b>	<b>570,278</b>	<b>56,722</b>	<b>0</b>	<b>627,000</b>	<b>56,722</b>	<b>0</b>	<b>0</b>	<b>0</b>	<b>0</b>	<b>627,000</b>

Expenditures	Budget	Actual+Commit	Available	Prop. Inc./Dec. for 21-22	Budget+Prop. Inc./Dec.	Avail.+Prop. Inc./Dec.	22-23	23-24	24-25	25-26	Total Budgeted up to 2026
CA Construction Admin	2,242	2,241	1	0	2,242	1	0	0	0	0	2,242
CON Construction	569,645	551,375	18,270	0	569,645	18,270	0	0	0	0	569,645
CTGY-CIP Contingency - CIP	0	0	0	0	0	0	0	0	0	0	0
EDA Eng/Design/Admin	55,113	16,661	38,452	0	55,113	38,452	0	0	0	0	55,113
<b>Expenditure Totals:</b>	<b>627,000</b>	<b>570,278</b>	<b>56,722</b>	<b>0</b>	<b>627,000</b>	<b>56,722</b>	<b>0</b>	<b>0</b>	<b>0</b>	<b>0</b>	<b>627,000</b>

Fund Balance Required	Budget+Prop. Inc./Dec.	Available+Prop. Inc./Dec.
Capital Grants - HUD CIP Projects-3170	0	0



**City of Modesto**

Project #: 101296

CED.HUD - PFI First Tee Activity 1373



**City of Modesto: 2022-26 Capital Improvement Program**

**CED.HUD - PFI First Tee Activity 1373**

**101296**  
**Capital Un-sponsored**

<i>Cost Center:</i> 14999	<i>Category:</i> Miscellaneous	<i>Start Date:</i> 2020
<i>Hosting Fund:</i> Capital Grants - HUD CIP Projects-3170	<i>Type Class:</i> Miscellaneous	<i>End Date:</i>
<i>Element Listing:</i> Comm Svcs & Fac	<i>Area:</i> Within City	<i>Status:</i> New
<i>Classification:</i> Improvements	<i>Manager:</i> Gonzalez, Juan C	<i>Const. Code:</i> New or Future

*Proj Desc:*

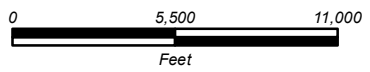
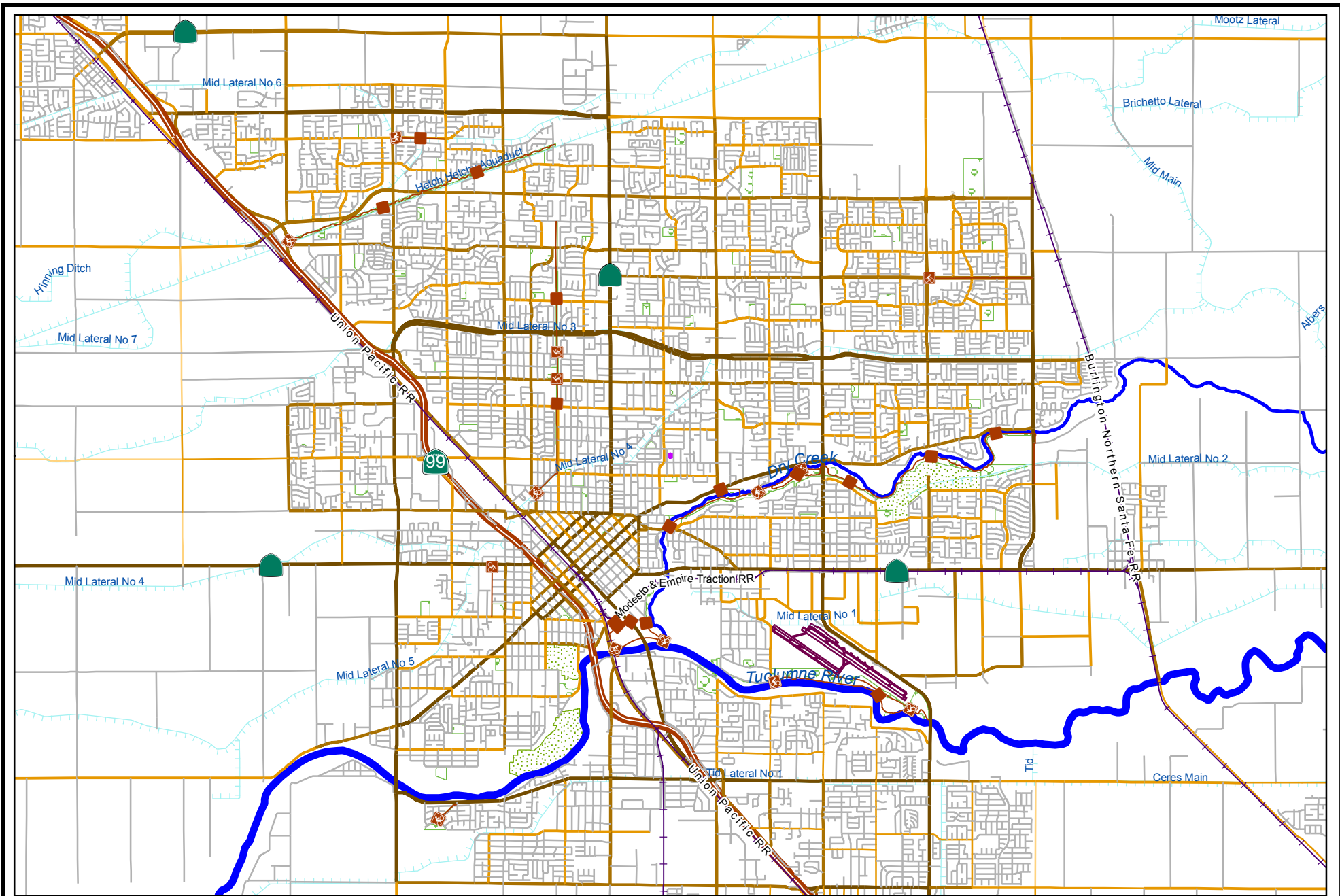
*Proj Stat:*

Revenues	Budget	Actuals+Commit	Available	Prop. Inc./Dec. for 21-22	Bud + Prop. Incr/Decr	Avail.+ Prop. Incr/Decr	22-23	23-24	24-25	25-26	Total Budgeted up to 2026
61130 Transfer In from Fund 1130	0	0	0	0	0	0	0	0	0	0	0
Revenue Totals:	0	0	0	0	0	0	0	0	0	0	0

Expenditures	Budget	Actual+Commit	Available	Prop. Inc./Dec. for 21-22	Budget+Prop. Inc./Dec.	Avail.+Prop. Inc./Dec.	22-23	23-24	24-25	25-26	Total Budgeted up to 2026
CTGY-CIP Contingency - CIP	0	3,418	-3,418	0	0	-3,418	0	0	0	0	0
EDA Eng/Design/Admin	49,500	286	49,214	0	49,500	49,214	0	0	0	0	49,500
Expenditure Totals:	49,500	3,704	45,796	0	49,500	45,796	0	0	0	0	49,500

Fund Balance Required	Budget+Prop. Inc./Dec.	Available+Prop. Inc./Dec.
Capital Grants - HUD CIP Projects-3170	49,500	45,796

THIS PAGE LEFT BLANK  
INTENTIONALLY



# City of Modesto

Project #: 101252

PW - Parking Enforcement Strategy Capital Plan



**City of Modesto: 2022-26 Capital Improvement Program**

**PW - Parking Enforcement Strategy Capital Plan**

**101252**

**Capital Un-sponsored**

<i>Cost Center:</i> 59999	<i>Category:</i> Parking	<i>Start Date:</i>
<i>Hosting Fund:</i> Parking Fund-4000	<i>Type Class:</i> Infrastructure Preservation	<i>End Date:</i>
<i>Element Listing:</i> Comm Svcs & Fac	<i>Area:</i> Within City	<i>Status:</i> Future
<i>Classification:</i> Improvements	<i>Manager:</i> Eddington-Morrison, Patricia A	<i>Const. Code:</i> New or Future

*Proj Desc:* The project will be a phased approach to improve ingress/egress equipment within the City's parking garages to improve customer vehicular flow. Also these funds will be used to accomplish some of the deferred maintenance backlog including pavement repairs, lighting improvements, painting, joint seals, surveillance cameras, security improvements, etc.

*Proj Stat:*

Expenditures	Budget	Actual+Commit	Available	Prop. Inc./Dec. for 21-22	Budget+Prop. Inc./Dec.	Avail.+Prop. Inc./Dec.	22-23	23-24	24-25	25-26	Total Budgeted up to 2026
CCF City Construct Force	19,906	0	19,906	0	19,906	19,906	0	0	0	0	19,906
EA Equip Acquisition	72,465	0	72,465	0	72,465	72,465	125,000	125,000	0	0	322,465
<b>Expenditure Totals:</b>	92,371	0	92,371	0	92,371	92,371	125,000	125,000	0	0	342,371

<b>Fund Balance Required</b>	Budget+Prop. Inc./Dec.	Available+Prop. Inc./Dec.
Parking Fund-4000	92,371	92,371

## PARK SYSTEM

---

### SYSTEM OVERVIEW

The 2021-2022 Capital Improvement Program has been formulated to address the current goals and policies established by Council and was established in the 2019 City of Modesto Urban Area General Plan and the 2006 Non-Motorized Transportation Plan. This program is a continuation of the FY 20-21 program and continues to provide a financing structure to allow continued development of the full build-out of existing CFF funded parks, continued work on the Non-Motorized Transportation System, and deferred maintenance items throughout the park system. The Parks, Recreation and Neighborhoods Department has formulated a program with objectives that will accomplish these goals. These objectives include: compliance with Urban Area General Plan and Council mandates for park development and maintenance, advanced and current park planning, park land acquisition, park improvements, maximizing revenue potential of enterprise funds, relationships with community groups to form entrepreneurial partnerships, and continued expansion of the Fund Development Program.

Due to a lack of general fund allocation for parks infrastructure the ability of the Parks Maintenance Division to maintain the older parks in Modesto is severely limited. Consequently, the backlog of urgently needed repairs to these older parks has risen significantly and is estimated at roughly \$70 million at this time. A recent infrastructure study of the Tuolumne River Regional Park demonstrated a greater than \$3 million shortfall in infrastructure funding. As the years without funding have progressed, the City's Park System becomes more expensive to replace and is experiencing loss of initial investment value. To partially meet these challenges, the City Council adopted a policy to allow for the creation and operation of a fund development program through which private investment in the Parks and Trails System could come in the form of financial gifts with appropriate recognition, such as "presented by" recognition and sponsorship, term naming of facilities in return for term sponsorship, gifts and donations, and other benevolent giving opportunities. Community involvement in the form of volunteer efforts, materials donations, non-profit support, Park Partners programs and NEAT teams are strongly encouraged to help offset General Fund support. Partnering with neighbors at various parks to make improvements in the park system will continue to be a departmental priority, as funding permits.

Grant funding continues to be sought for park and trail development, although funding for maintenance is rarely available. Options for other local and regional financing need to be explored. New park development is financed through Capital Facilities Fee revenues and is maintained by Community Facilities Districts. The Parks, Recreation and Neighborhoods Department is also looking to acquire new parkland ahead of development to secure better land costs.

The Parks, Recreation and Neighborhoods Department has taken an aggressive role in applying for grant funding and has been successful in securing grant funding for development of the Tuolumne River Regional Park, the Virginia Corridor and other local Park Development. This has generated upwards of \$30 Million in new park funding over the past 10 years, including over \$3 Million for park funding over the last fiscal year and there are presently 2 grants pending totaling \$17 Million. At this time there is the possibility of a few grant funded projects being added to the CIP budget in the next fiscal year.

## **BUDGET HIGHLIGHTS**

This year's CIP budget includes nine (9) major CIP projects including, the César E. Chávez Park Renovation, Virginia Corridor Phase 7, the Senior Playground at Ralston Tower Park, the Carpenter Road Area Soccer Fields (Bellenita Park), the Mary Grogan Community Park Phase 2, TRRP River Overlook, the TRRP Neece Drive Boat Ramp, Dryden Park Golf Course Clubhouse Renovation and the Downey Park Shade Structure Replacement along with the design and construction of miscellaneous park system improvements.

During the year, the department made exceptional progress on many CIPs including the construction of the E La Loma Playground and made substantial progress in the design phase of several other major CIP projects. One of the focuses of this CIP budget will continue to be leveraging funds through the City's Park Partners CIP Program that we hope will result in improvements to the East La Loma Park, The Awesome Spot Playground at Beyer Community Park, and other various projects.

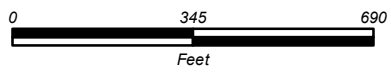
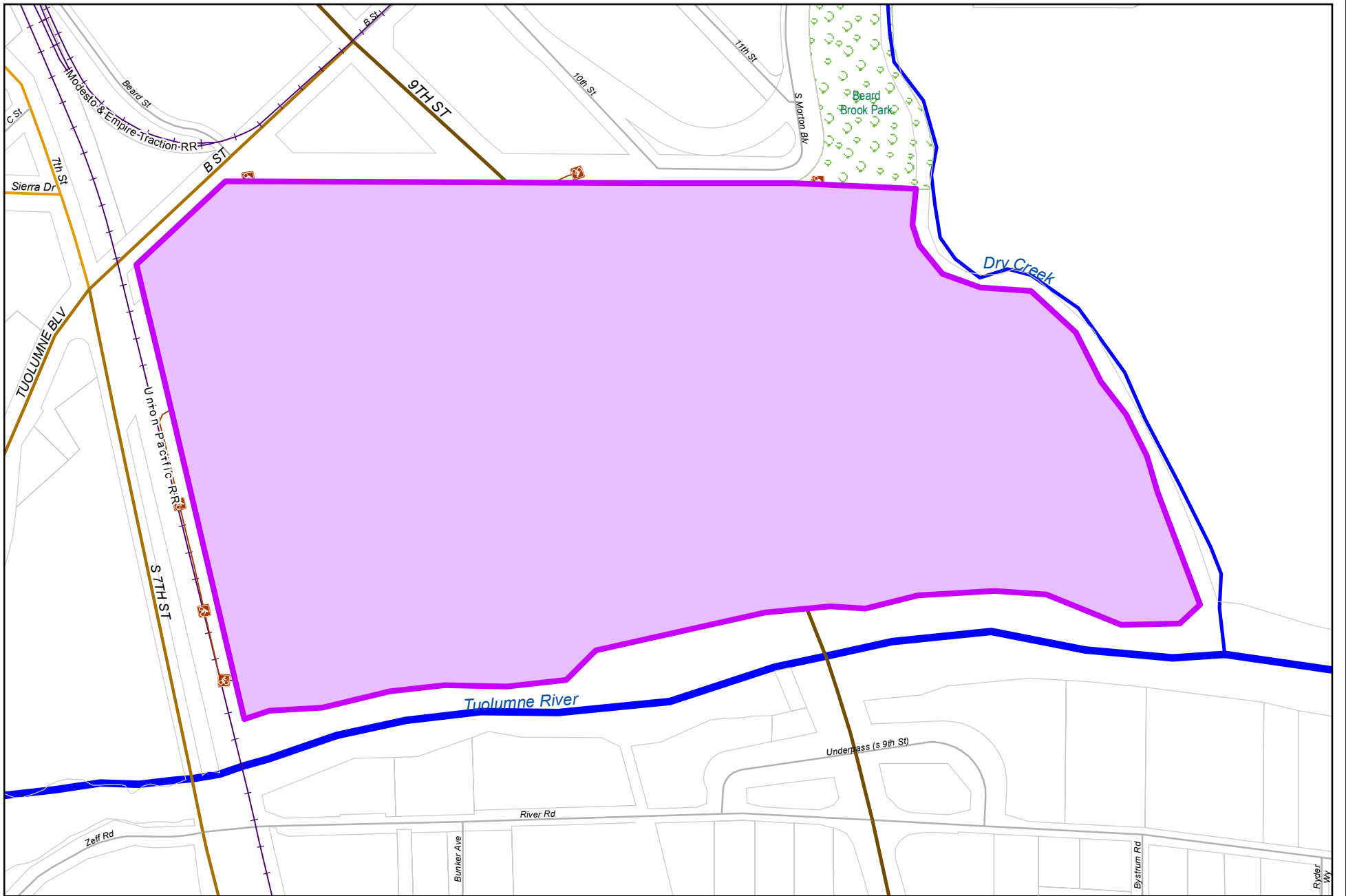
## **MAJOR ACCOMPLISHMENTS**

- Partnered with neighbors at various parks to make improvements in the park system, such as the East La Loma Park playground replacement.
- Assisted Public Works staff with the design of landscape improvements for their various traffic CIP projects.
- Successful grant applications totaling more than \$3.14 Million
  1. TRRP Riverwalk: Gateway to Neece - \$2.96 Million
  2. Downey Shade Structure Replacement - \$100,000
  3. Revard Park Playground - \$78,000
- Completed Design Phase of the following projects:
  1. Neece Drive Boat Launch

2. Virginia Corridor Phase 7
3. Ralston Tower Park Renovation
- Began/Continued Design Phase of the following Projects:
  1. César E. Chávez Park Renovation
  2. Carpenter Road Area Soccer Fields (Bellenita Park)
  3. Mary Grogan Community Park Phase 2
  4. TRRP River Overlook
  5. Dryden Park Golf Course Clubhouse Renovation
  6. Downey Park Shade Structure Replacement

## **POLICY ISSUES**

The Parks, Recreation and Neighborhoods Department will continue to assist the City Council to develop and strengthen existing policy issues over the next fiscal year. These issues include: maintenance of existing neighborhood and community parks, reduce reliance on potable water to irrigate City parks, continued development of the city's Non-Motorized transportation Plan by constructing Phase 7 of the Virginia Corridor and pursuing further grant funding that can be used to leverage the City's general fund investment in our City parks. Staff will also make recommendations to fund existing park renovation and deferred maintenance through various funding sources including working with neighborhood groups to leverage the Park Partners Funding provided to date.



**City of Modesto**

Project #: 100599

PRN - TRRP Gateway Phase 2



**City of Modesto: 2022-26 Capital Improvement Program**

**PRN - TRRP Gateway Phase 2 - Suspended**

**100599**

**Capital Un-sponsored**

<i>Cost Center:</i> 39999	<i>Category:</i> Parks System	<i>Start Date:</i> 2010
<i>Hosting Fund:</i> JPA - TRRP Special Revenue Fund - CIP-6710	<i>Type Class:</i> Expansion	<i>End Date:</i> 2021
<i>Element Listing:</i> Env RsrCs & Opn Spcs	<i>Area:</i> Within City	<i>Status:</i> Active
<i>Classification:</i> Improvements	<i>Manager:</i> Houx, Nathan G	<i>Const. Code:</i> To be Closed

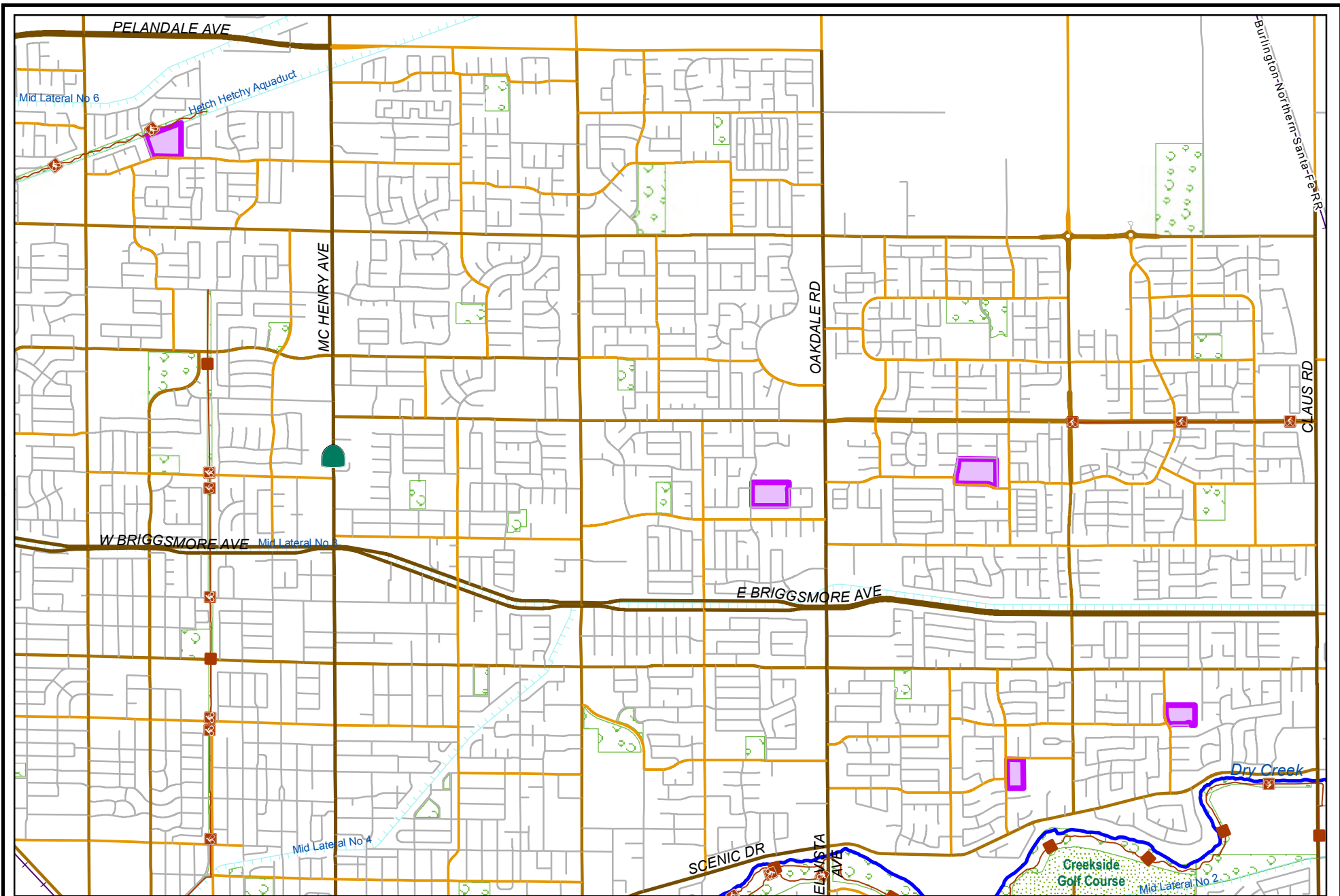
*Proj Desc:* Phase 2 construction in the TRRP Gateway will continue the restoration of the riparian habitat adjacent to the Tuolumne River between the 7th Street and State Route 99 bridges. In addition, this project will construct approximately 4,000LF of multi-use trails and will construct a pedestrian bridge and fishing deck. This phase will be the last phase to restore the riparian habitat areas of the TRRP Gateway Parcel.

*Proj Stat:* Design and construction is completed. Project to be closed.

Revenues	Budget	Actuals+Commit	Available	Prop. Inc./Dec. for 21-22	Bud + Prop. Incr/Decr	Avail.+ Prop. Incr/Decr	22-23	23-24	24-25	25-26	Total Budgeted up to 2026
42015 Intergov - Federal - Federal Highway Administration (DOT)	0	0	0	0	0	0	0	0	0	0	0
42050 Intergov - Federal - Land and Water Conservation	451,060	30,574	420,486	0	451,060	420,486	0	0	0	0	451,060
42165 Intergov - State - Land and Water Conservation	0	330,274	-330,274	0	0	-330,274	0	0	0	0	0
42201 Intergov - State - Natural Resources Agency	2,200,000	2,200,000	0	0	2,200,000	0	0	0	0	0	2,200,000
61520 Transfer In from Fund 1520	328,095	328,095	0	0	328,095	0	0	0	0	0	328,095
<b>Revenue Totals:</b>	2,979,155	2,888,943	90,212	0	2,979,155	90,212	0	0	0	0	2,979,155

Expenditures	Budget	Actual+Commit	Available	Prop. Inc./Dec. for 21-22	Budget+Prop. Inc./Dec.	Avail.+Prop. Inc./Dec.	22-23	23-24	24-25	25-26	Total Budgeted up to 2026
CA Construction Admin	189,774	192,032	-2,258	0	189,774	-2,258	0	0	0	0	189,774
CON Construction	2,069,336	2,068,150	1,186	0	2,069,336	1,186	0	0	0	0	2,069,336
CTGY Contingency - CIP	322,176	321,907	269	0	322,176	269	0	0	0	0	322,176
EDA Eng/Design/Admin	626,869	626,306	563	0	626,869	563	0	0	0	0	626,869
<b>Expenditure Totals:</b>	3,208,155	3,208,395	-240	0	3,208,155	-240	0	0	0	0	3,208,155

Fund Balance Required	Budget+Prop. Inc./Dec.	Available+Prop. Inc./Dec.
JPA - TRRP Special Revenue Fund - CIP-6710	229,000	-90,451



# City of Modesto

Project #: 100677

PRN - Lighting Playgrounds & Shade



**City of Modesto: 2022-26 Capital Improvement Program**

**PRN - Lighting Playgrounds & Shade**

**100677**

**Capital Un-sponsored**

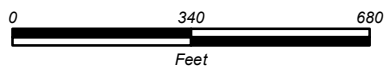
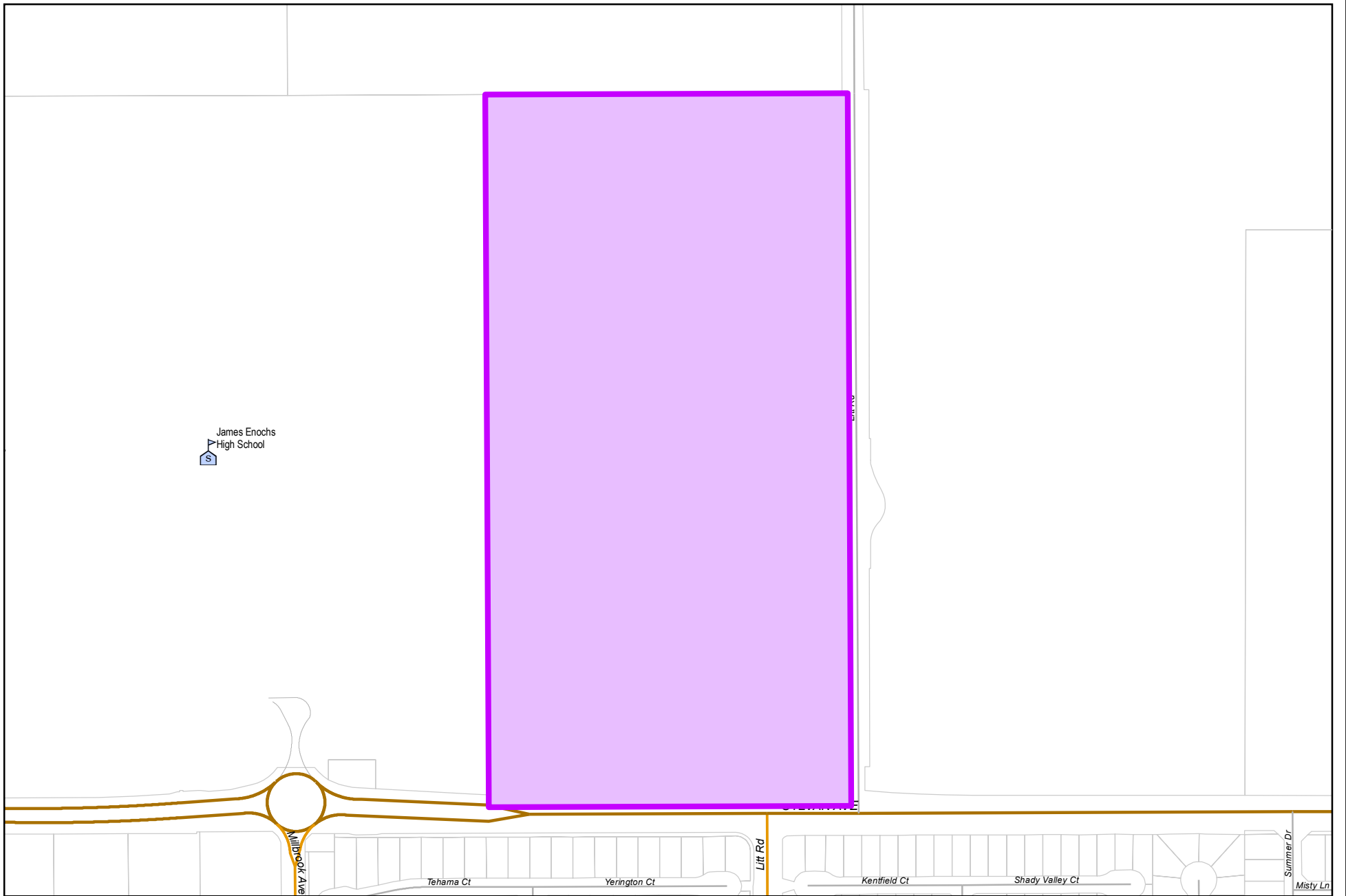
<i>Cost Center:</i> 39999	<i>Category:</i> Parks System	<i>Start Date:</i> 2015
<i>Hosting Fund:</i> Parks Capital Facility Fee Fund-3460	<i>Type Class:</i> CFF Construction	<i>End Date:</i> 2022
<i>Element Listing:</i> Comm Svcs & Fac	<i>Area:</i> Within City	<i>Status:</i> Active
<i>Classification:</i> Improvements	<i>Manager:</i> Houx, Nathan G	<i>Const. Code:</i> New or Future

*Proj Desc:* Project will install improvements in existing parks listed in the CFF report and will work within the budget available. Work will include: Installation of park lighting, shade structures, water play areas, and other amenities that were not completed in initial build of these parks.

*Proj Stat:* Work is anticipated to begin in 2021

Expenditures	Budget	Actual+Commit	Available	Prop. Inc./Dec. for 21-22	Budget+Prop. Inc./Dec.	Avail.+Prop. Inc./Dec.	22-23	23-24	24-25	25-26	Total Budgeted up to 2026
CA Construction Admin	34,379	0	34,379	0	34,379	34,379	0	0	0	0	34,379
CON Construction	695,036	0	695,036	0	695,036	695,036	0	0	0	0	695,036
CTGY Contingency - CIP	25,282	0	25,282	0	25,282	25,282	0	0	0	0	25,282
EDA Eng/Design/Admin	31,137	2,559	28,578	0	31,137	28,578	0	0	0	0	31,137
<b>Expenditure Totals:</b>	<b>785,834</b>	<b>2,559</b>	<b>783,275</b>	<b>0</b>	<b>785,834</b>	<b>783,275</b>	<b>0</b>	<b>0</b>	<b>0</b>	<b>0</b>	<b>785,834</b>

<b>Fund Balance Required</b>	Budget+Prop. Inc./Dec.	Available+Prop. Inc./Dec.
Parks Capital Facility Fee Fund-3460	785,834	783,275



# City of Modesto

Project #: 100779

PRN - Mary E. Grogan Community Park Maintenance Facility Building



**City of Modesto: 2022-26 Capital Improvement Program**

**PRN - Mary E. Grogan Community Park Maintenance Facility Building**

**100779**

**Capital Un-sponsored**

<i>Cost Center:</i> 39999	<i>Category:</i> Parks System	<i>Start Date:</i> 2018
<i>Hosting Fund:</i> Parks Capital Facility Fee Fund-3460	<i>Type Class:</i> CFF Construction	<i>End Date:</i> 2021
<i>Element Listing:</i> Env Rsrcs & Opn Spcs	<i>Area:</i> Village One	<i>Status:</i> Active
<i>Classification:</i> Improvements	<i>Manager:</i> Houx, Nathan G	<i>Const. Code:</i> Construction Completed

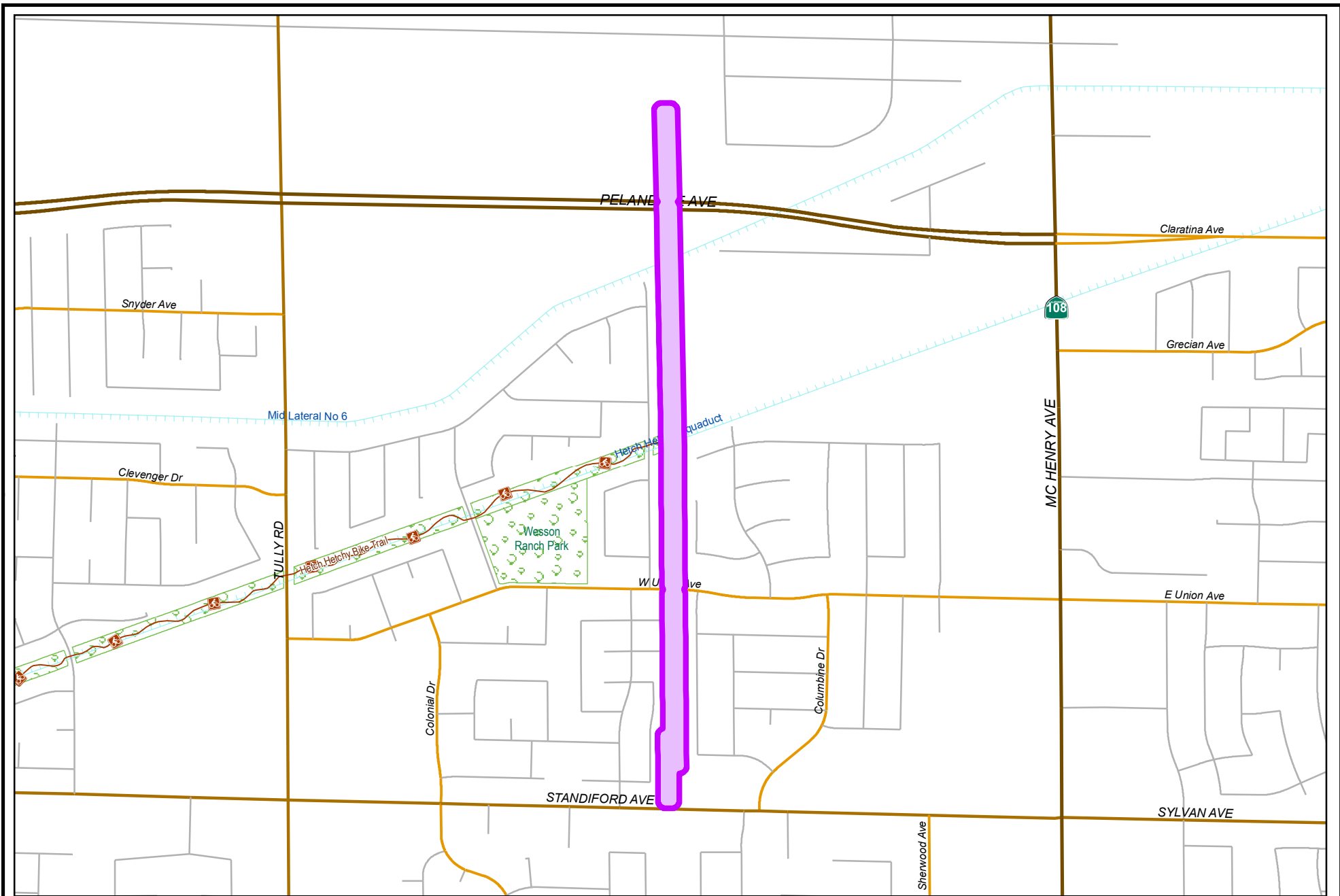
*Proj Desc:* This project will construct a parks maintenance facility at the new north Modesto Water Corporation Yard which will allow Parks Maintenance staff to service the city parks in the NE area of the City of Modesto from this location.

*Proj Stat:* Project is being constructed as a part of the water corporation yard. Construction on the structure was completed in 2020. Project completion is expected in 2021.

Revenues	Budget	Actuals+Commit	Available	Prop. Inc./Dec. for 21-22	Bud + Prop. Incr/Decr	Avail.+ Prop. Incr/Decr	22-23	23-24	24-25	25-26	Total Budgeted up to 2026
63130 Transfer In from Fund 3130	150,000	5,106	144,894	0	150,000	144,894	0	0	0	0	150,000
<b>Revenue Totals:</b>	<b>150,000</b>	<b>5,106</b>	<b>144,894</b>	<b>0</b>	<b>150,000</b>	<b>144,894</b>	<b>0</b>	<b>0</b>	<b>0</b>	<b>0</b>	<b>150,000</b>

Expenditures	Budget	Actual+Commit	Available	Prop. Inc./Dec. for 21-22	Budget+Prop. Inc./Dec.	Avail.+Prop. Inc./Dec.	22-23	23-24	24-25	25-26	Total Budgeted up to 2026
CA Construction Admin	20,000	7,219	12,781	0	20,000	12,781	0	0	0	0	20,000
CON Construction	450,000	450,000	0	0	450,000	0	0	0	0	0	450,000
CTGY-CIP Contingency - CIP	36,000	0	36,000	0	36,000	36,000	0	0	0	0	36,000
EDA Eng/Design/Admin	30,000	9,740	20,260	0	30,000	20,260	0	0	0	0	30,000
<b>Expenditure Totals:</b>	<b>536,000</b>	<b>466,959</b>	<b>69,041</b>	<b>0</b>	<b>536,000</b>	<b>69,041</b>	<b>0</b>	<b>0</b>	<b>0</b>	<b>0</b>	<b>536,000</b>

Fund Balance Required	Budget+Prop. Inc./Dec.	Available+Prop. Inc./Dec.
Parks Capital Facility Fee Fund-3460	386,000	-75,854



**City of Modesto**

Project #: 100813

PRN - Virginia Corridor Phase 7 - Design



**City of Modesto: 2022-26 Capital Improvement Program**

**PRN - Virginia Corridor Phase 7 - Design-FHWA-CalTrans-CML-5059(216)-2015-20.205  
HWY Planning and Con**

**100813**

**Capital Un-sponsored**

<i>Cost Center:</i> 39999	<i>Category:</i> Parks System	<i>Start Date:</i> 2015
<i>Hosting Fund:</i> Capital Grants - CIP Projects-3140	<i>Type Class:</i> General Improvements	<i>End Date:</i> 2022
<i>Element Listing:</i> Env Rsrscs & Opn Spcs	<i>Area:</i> Within City	<i>Status:</i> Active
<i>Classification:</i> Improvements	<i>Manager:</i> Houx, Nathan G	<i>Const. Code:</i> New or Future

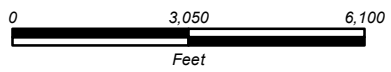
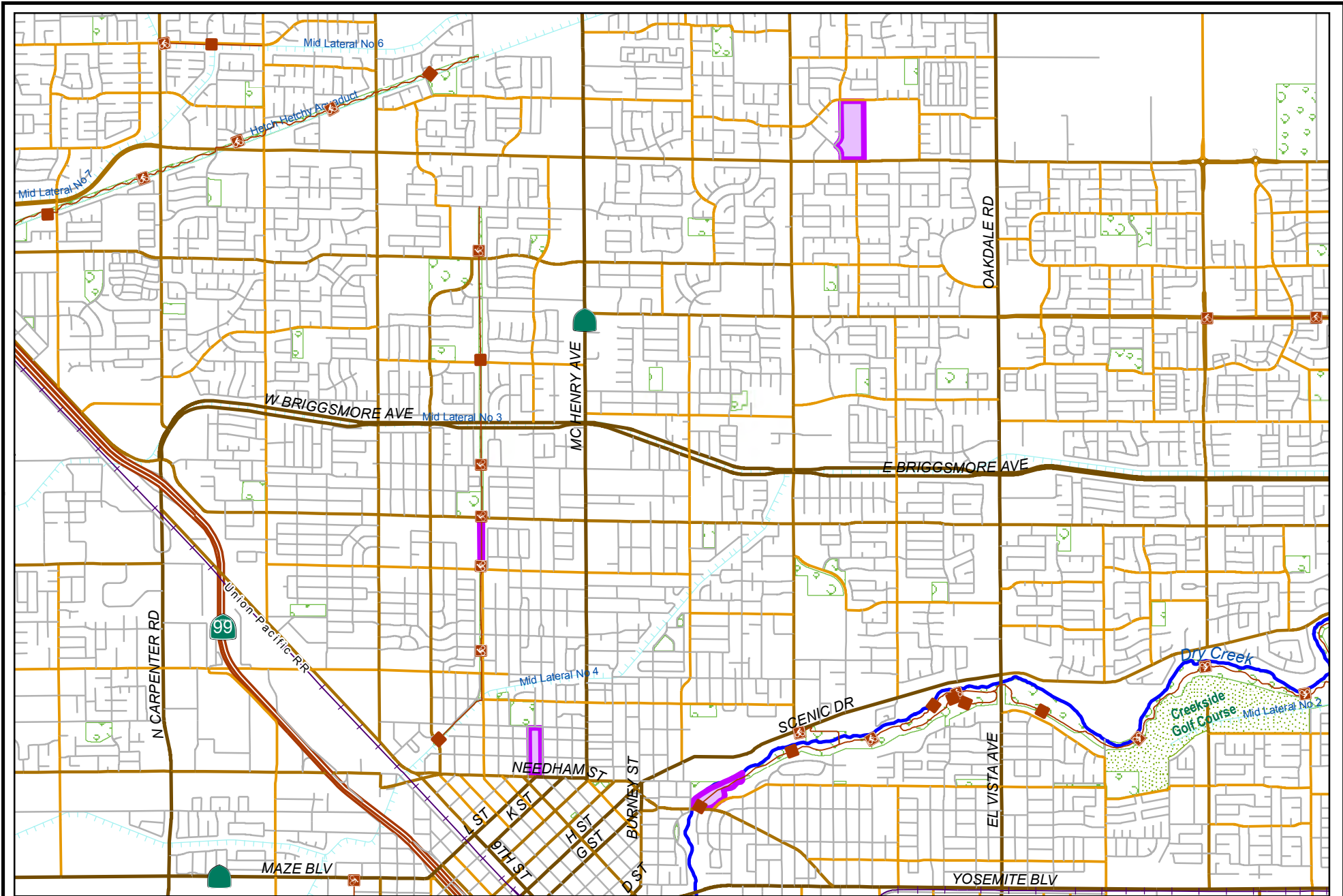
*Proj Desc:* This project is for the design and construction of the Virginia Corridor Phase 7 project which extends the Virginia Corridor from Woodrow Avenue, across Standiford Avenue and ultimately ends at the Hetch-Hetchy Right of Way just south of Pelandale Avenue.

*Proj Stat:* Project is in the design stage. Construction is expected to start in late 2021.

Revenues	Budget	Actuals+Commit	Available	Prop. Inc./Dec. for 21-22	Bud + Prop. Incr/Decr	Avail.+ Prop. Incr/Decr	22-23	23-24	24-25	25-26	Total Budgeted up to 2026
42110 Intergov - State - CA Department of Transportation	442,650	442,650	0	0	442,650	0	0	0	0	0	442,650
42201 Intergov - State - Natural Resources Agency	3,193,401	0	3,193,401	0	3,193,401	3,193,401	0	0	0	0	3,193,401
61520 Transfer In from Fund 1520	1,038,872	142,517	896,355	0	1,038,872	896,355	0	0	0	0	1,038,872
63460 Transfer In from Fund 3460	0	0	0	0	0	0	0	0	0	0	0
<b>Revenue Totals:</b>	<b>4,674,923</b>	<b>585,167</b>	<b>4,089,756</b>	<b>0</b>	<b>4,674,923</b>	<b>4,089,756</b>	<b>0</b>	<b>0</b>	<b>0</b>	<b>0</b>	<b>4,824,923</b>

Expenditures	Budget	Actual+Commit	Available	Prop. Inc./Dec. for 21-22	Budget+Prop. Inc./Dec.	Avail.+Prop. Inc./Dec.	22-23	23-24	24-25	25-26	Total Budgeted up to 2026
CA Construction Admin	274,821	1,541	273,280	0	274,821	273,280	0	0	0	0	274,821
CON Construction	3,375,281	220,000	3,155,281	0	3,375,281	3,155,281	0	0	0	0	3,375,281
CTGY-CIP Contingency - CIP	274,821	0	274,821	0	274,821	274,821	0	0	0	0	274,821
EDA Eng/Design/Admin	750,000	625,312	124,688	0	750,000	124,688	0	0	0	0	750,000
<b>Expenditure Totals:</b>	<b>4,674,923</b>	<b>846,853</b>	<b>3,828,070</b>	<b>0</b>	<b>4,674,923</b>	<b>3,828,070</b>	<b>0</b>	<b>0</b>	<b>0</b>	<b>0</b>	<b>4,674,923</b>

Fund Balance Required	Budget+Prop. Inc./Dec.	Available+Prop. Inc./Dec.
Capital Grants - CIP Projects-3140	0	-261,686



# City of Modesto

Project #: 100911

PRN - Various Parks Partners Projects 2016



**City of Modesto: 2022-26 Capital Improvement Program**

**CED - Various Parks Partners Projects 2016**

**100911**  
**Capital Un-sponsored**

<i>Cost Center:</i> 14999	<i>Category:</i> Parks System	<i>Start Date:</i>
<i>Hosting Fund:</i> Parks Fund-3130	<i>Type Class:</i> General Improvements	<i>End Date:</i>
<i>Element Listing:</i> Comm Dev	<i>Area:</i> Within City	<i>Status:</i> Active
<i>Classification:</i> Improvements	<i>Manager:</i> Houx, Nathan G	<i>Const. Code:</i> New or Future

*Proj Desc:* This project will house all Park Partner's projects. Tasks are being utilized to track each projects revenue and expenses. The potential projects are tentative and are listed in the expense budget.

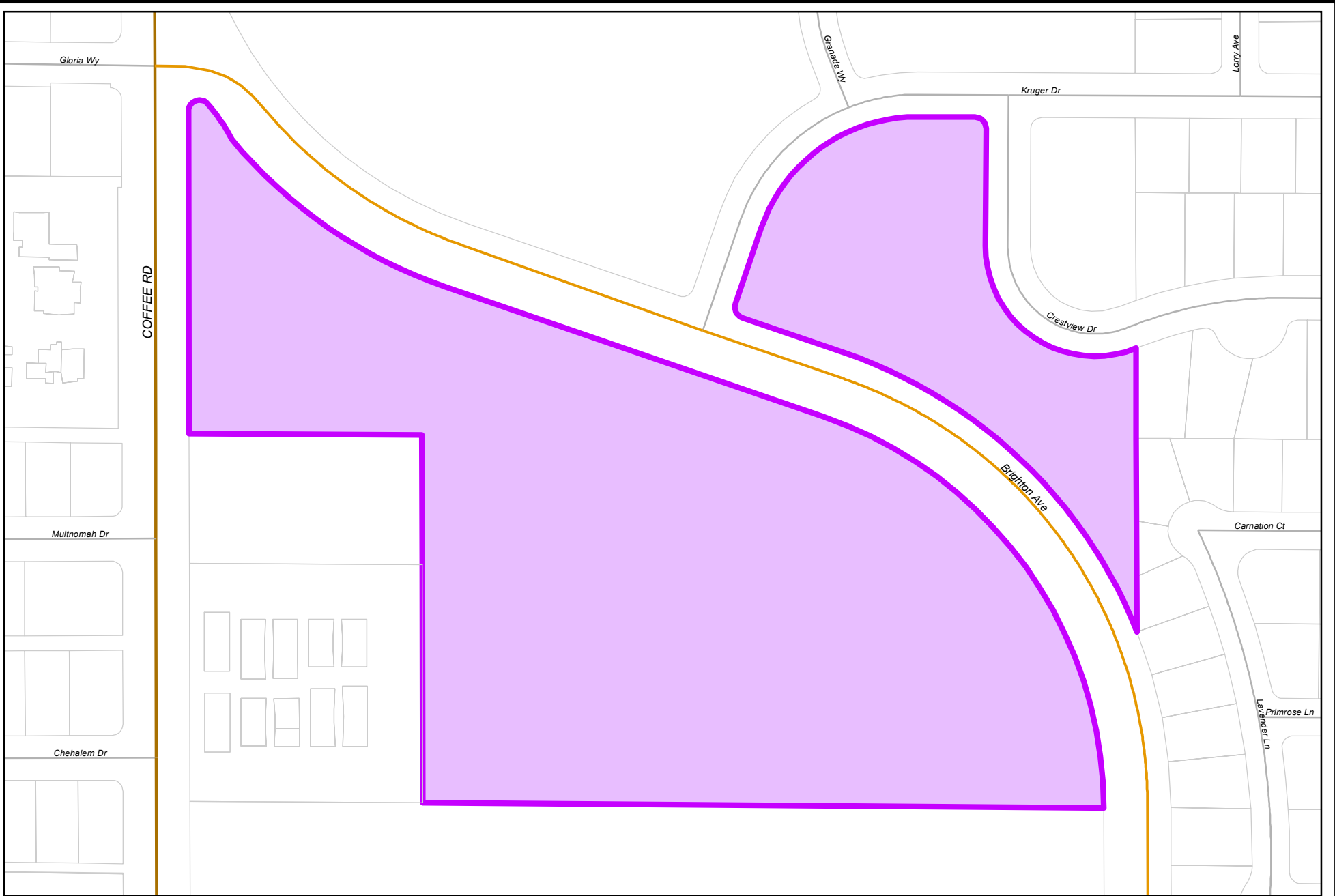
*Proj Stat:* Ongoing - Projects are identified and reviewed as volunteer organizations come forward.

Revenues	Budget	Actuals+Commit	Available	Prop. Inc./Dec. for 21-22	Bud + Prop. Incr/Decr	Avail.+ Prop. Incr/Decr	22-23	23-24	24-25	25-26	Total Budgeted up to 2026
47005 Miscellaneous Revenue	49,290	122,585	-73,295	0	49,290	-73,295	0	0	0	0	49,290
<b>Revenue Totals:</b>	<b>49,290</b>	<b>122,585</b>	<b>-73,295</b>	<b>0</b>	<b>49,290</b>	<b>-73,295</b>	<b>0</b>	<b>0</b>	<b>0</b>	<b>0</b>	<b>49,290</b>

Expenditures	Budget	Actual+Commit	Available	Prop. Inc./Dec. for 21-22	Budget+Prop. Inc./Dec.	Avail.+Prop. Inc./Dec.	22-23	23-24	24-25	25-26	Total Budgeted up to 2026
Beardbrook Park Train CA BB Train-CA	166	165	1	0	166	1	0	0	0	0	166
Beardbrook Park Train CON BB Train-CON	315	315	0	0	315	0	0	0	0	0	315
Beardbrook Park Train EDA BB Train-EDA	9,764	9,763	1	0	9,764	1	0	0	0	0	9,764
Bellenita Soccer-EDA Bellenita Soccer-EDA	0	0	0	0	0	0	0	0	0	0	0
Bellenita Soccer-ENV Bellenita Soccer ENV	0	0	0	0	0	0	0	0	0	0	0
BP Playground-EDA BP Play-EDA	0	0	0	0	0	0	0	0	0	0	0
Cath Everet Court-CCF CEveret Court-CCF	2,000	1,150	850	0	2,000	850	0	0	0	0	2,000
Cath Everet Court-EDA CEveret Court-EDA	3,000	2,062	938	0	3,000	938	0	0	0	0	3,000
East La Loma Play-CCF East La Loma-CCF	5,000	5,356	-356	2,000	7,000	1,644	0	0	0	0	7,000
East La Loma Play-CON East La Loma-CON	100,000	96,001	3,999	-2,520	97,480	1,479	0	0	0	0	97,480
East La Loma Play-EDA East La Loma-EDA	13,000	13,520	-520	520	13,520	0	0	0	0	0	13,520
Garrison Park Improve-CON GP Improve-CON	4,588	4,588	0	0	4,588	0	0	0	0	0	4,588
Garrison Park Improve-EDA GP Improve-EDA	2,900	2,900	0	0	2,900	0	0	0	0	0	2,900
Gen. Parks Partners-CTGY General PP-CTGY	6,785	0	6,785	0	6,785	6,785	0	0	0	0	6,785
Graceada Ten Crts-EDA Graceada Ten Crts-EDA	715	715	0	0	715	0	0	0	0	0	715
Graceada Ten Crts-CON Graceada Ten Crts-CON	1,728	1,728	0	0	1,728	0	0	0	0	0	1,728
Graceda Park Pool-CON Graceda Pool-CON	11,312	11,312	0	0	11,312	0	0	0	0	0	11,312
Graceda Park Pool-EDA Graceda Pool-EDA	8,449	8,449	1	0	8,449	1	0	0	0	0	8,449

Graceda Park Tot Play-CCF	Graceda Tot Play-CCF	792	791	1	0	792	1	0	0	0	0	792
Graceda Park Tot Play-CON	Graceda Tot Play-CON	5,130	5,130	0	0	5,130	0	0	0	0	0	5,130
Graceda Park Tot Play-EDA	Graceda Tot Play-EDA	867	866	1	0	867	1	0	0	0	0	867
John Thurman Improve-CON	John Thurman-CON	2,784	2,784	0	0	2,784	0	0	0	0	0	2,784
Mancini Bowl-CON	Mancini-CON	0	0	0	0	0	0	0	0	0	0	0
Mancini Bowl-EDA	Mancini-EDA	15,000	12,717	2,283	0	15,000	2,283	0	0	0	0	15,000
McHenry Mansion-CON	McHenry Mansion-CON	18,000	18,000	0	0	18,000	0	0	0	0	0	18,000
Orchard Park Improve-CON	OP Improve-CON	1,543	1,543	0	0	1,543	0	0	0	0	0	1,543
Orchard Park Improve-EDA	OP Improve-EDA	1,739	1,738	1	0	1,739	1	0	0	0	0	1,739
SR Center Flag-CON	SR Center Flag-CON	4,066	4,066	1	0	4,066	1	0	0	0	0	4,066
VC Fitness Equip-EDA	VC Fit Equip-EDA	3,303	3,303	0	0	3,303	0	0	0	0	0	3,303
Expenditure Totals:		222,946	208,959	13,987	0	222,946	13,987	0	0	0	0	222,946

<b>Fund Balance Required</b>		Budget+Prop.	Available+Prop.
		Inc./Dec.	Inc./Dec.
Parks Fund-3130		173,656	87,283



# City of Modesto

Project #: 100922

PRN - Downey Shade Structure Replacement



**City of Modesto: 2022-26 Capital Improvement Program**

**CED - Downey Shade Structure Replacement**

**100922**  
**Capital Un-sponsored**

<i>Cost Center:</i> 14999	<i>Category:</i> Parks System	<i>Start Date:</i> 2016
<i>Hosting Fund:</i> Parks Fund-3130	<i>Type Class:</i> General Improvements	<i>End Date:</i> 2022
<i>Element Listing:</i> Comm Dev	<i>Area:</i> Within City	<i>Status:</i> Active
<i>Classification:</i> Replacement	<i>Manager:</i> Houx, Nathan G	<i>Const. Code:</i> New or Future

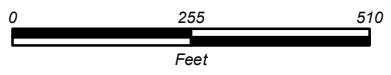
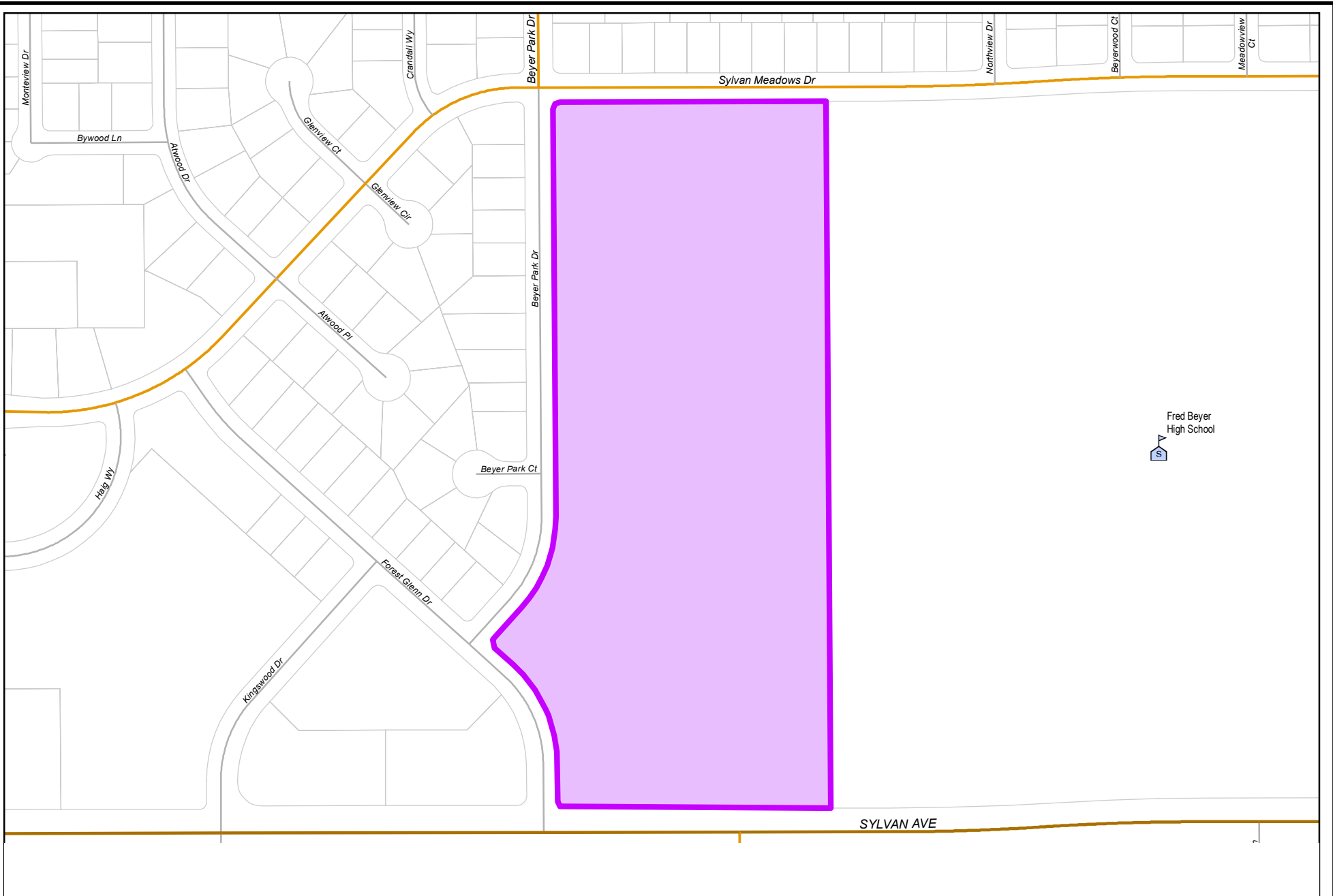
*Proj Desc:* This project will demolish the existing shade structure at Downey Park and construct a replacement shade structure in its place. The project will include the following tasks; demolition of concrete pad & wood shade structure; construction of new concrete surface area as well as a new, metal shade structure. Site amenities may include the installation of additional picnic tables as well as safety lighting.

*Proj Stat:* Construction expected to begin in 2021.

Revenues	Budget	Actuals+Commit	Available	Prop. Inc./Dec. for 21-22	Bud + Prop. Incr/Decr	Avail.+ Prop. Incr/Decr	22-23	23-24	24-25	25-26	Total Budgeted up to 2026
42213 Intergov - State - California State Parks	100,000	0	100,000	0	100,000	100,000	0	0	0	0	100,000
65800 Transfer In from Fund 5800	200,000	200,000	0	0	200,000	0	0	0	0	0	200,000
<b>Revenue Totals:</b>	<b>300,000</b>	<b>200,000</b>	<b>100,000</b>	<b>0</b>	<b>300,000</b>	<b>100,000</b>	<b>0</b>	<b>0</b>	<b>0</b>	<b>0</b>	<b>349,290</b>

Expenditures	Budget	Actual+Commit	Available	Prop. Inc./Dec. for 21-22	Budget+Prop. Inc./Dec.	Avail.+Prop. Inc./Dec.	22-23	23-24	24-25	25-26	Total Budgeted up to 2026
CA Construction Admin	26,200	0	26,200	0	26,200	26,200	0	0	0	0	26,200
CON Construction	262,000	0	262,000	0	262,000	262,000	0	0	0	0	262,000
CTGY-CIP Contingency - CIP	26,200	0	26,200	0	26,200	26,200	0	0	0	0	26,200
EDA Eng/Design/Admin	35,600	31,028	4,572	0	35,600	4,572	0	0	0	0	35,600
<b>Expenditure Totals:</b>	<b>350,000</b>	<b>31,028</b>	<b>318,972</b>	<b>0</b>	<b>350,000</b>	<b>318,972</b>	<b>0</b>	<b>0</b>	<b>0</b>	<b>0</b>	<b>350,000</b>

Fund Balance Required	Budget+Prop. Inc./Dec.	Available+Prop. Inc./Dec.
Parks Fund-3130	50,000	218,972



**City of Modesto**

Project #: 100984

PRN - Awesome Spot Playground at Beyer Park



**City of Modesto: 2022-26 Capital Improvement Program**

**PRN - Awesome Spot Playground at Beyer Park**

**100984**  
**Capital Un-sponsored**

<i>Cost Center:</i> 39999	<i>Category:</i> Parks System	<i>Start Date:</i> 2014
<i>Hosting Fund:</i> Parks Fund-3130	<i>Type Class:</i> Miscellaneous	<i>End Date:</i> 2023
<i>Element Listing:</i> Comm Svcs & Fac	<i>Area:</i> Within City	<i>Status:</i> Future
<i>Classification:</i> Replacement	<i>Manager:</i> Houx, Nathan G	<i>Const. Code:</i> New or Future

*Proj Desc:* The project will design and construct an inclusive playground at Beyer Community Park. The project will likely have grant funds and donated revenue.

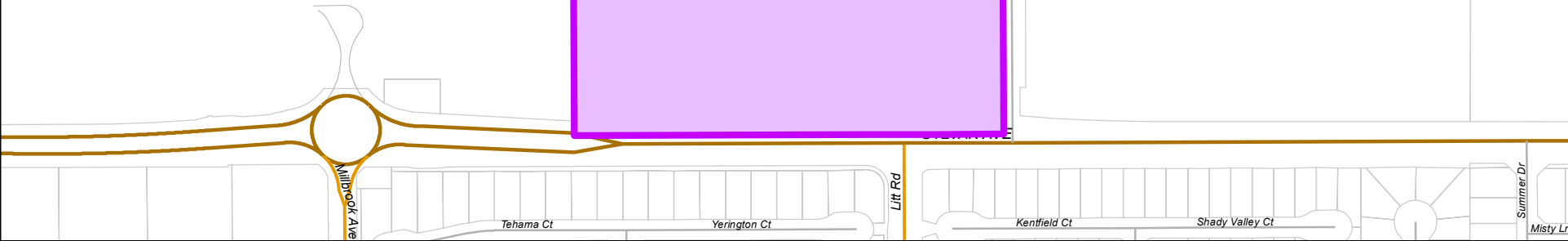

*Proj Stat:* Planning and Fundraising stage.

Revenues	Budget	Actuals+Commit	Available	Prop. Inc./Dec. for 21-22	Bud + Prop. Incr/Decr	Avail.+ Prop. Incr/Decr	22-23	23-24	24-25	25-26	Total Budgeted up to 2026
47031 Miscellaneous Donations/Contribution - Non- Intergov	8,250	8,250	0	0	8,250	0	0	0	0	0	8,250
Revenue Totals:	8,250	8,250	0	0	8,250	0	0	0	0	0	8,250

Expenditures	Budget	Actual+Commit	Available	Prop. Inc./Dec. for 21-22	Budget+Prop. Inc./Dec.	Avail.+Prop. Inc./Dec.	22-23	23-24	24-25	25-26	Total Budgeted up to 2026
CON Construction	100,250	0	100,250	-4,000	96,250	96,250	0	0	0	0	96,250
EDA Eng/Design/Admin	14,000	17,095	-3,095	4,000	18,000	905	0	0	0	0	18,000
ENV CIP - Environmental	1,000	0	1,000	0	1,000	1,000	0	0	0	0	1,000
Expenditure Totals:	115,250	17,095	98,155	0	115,250	98,155	0	0	0	0	115,250

Fund Balance Required	Budget+Prop. Inc./Dec.	Available+Prop. Inc./Dec.
Parks Fund-3130	107,000	98,155

James Enochs  
High School



# City of Modesto

Project #: 101017

PRN - Mary E. Grogan Community Park - Phase 2



**City of Modesto: 2022-26 Capital Improvement Program**

**PRN - Mary E. Grogan Community Park - Phase 2**

**101017**

**Capital Un-sponsored**

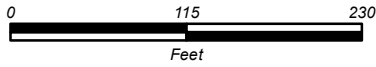
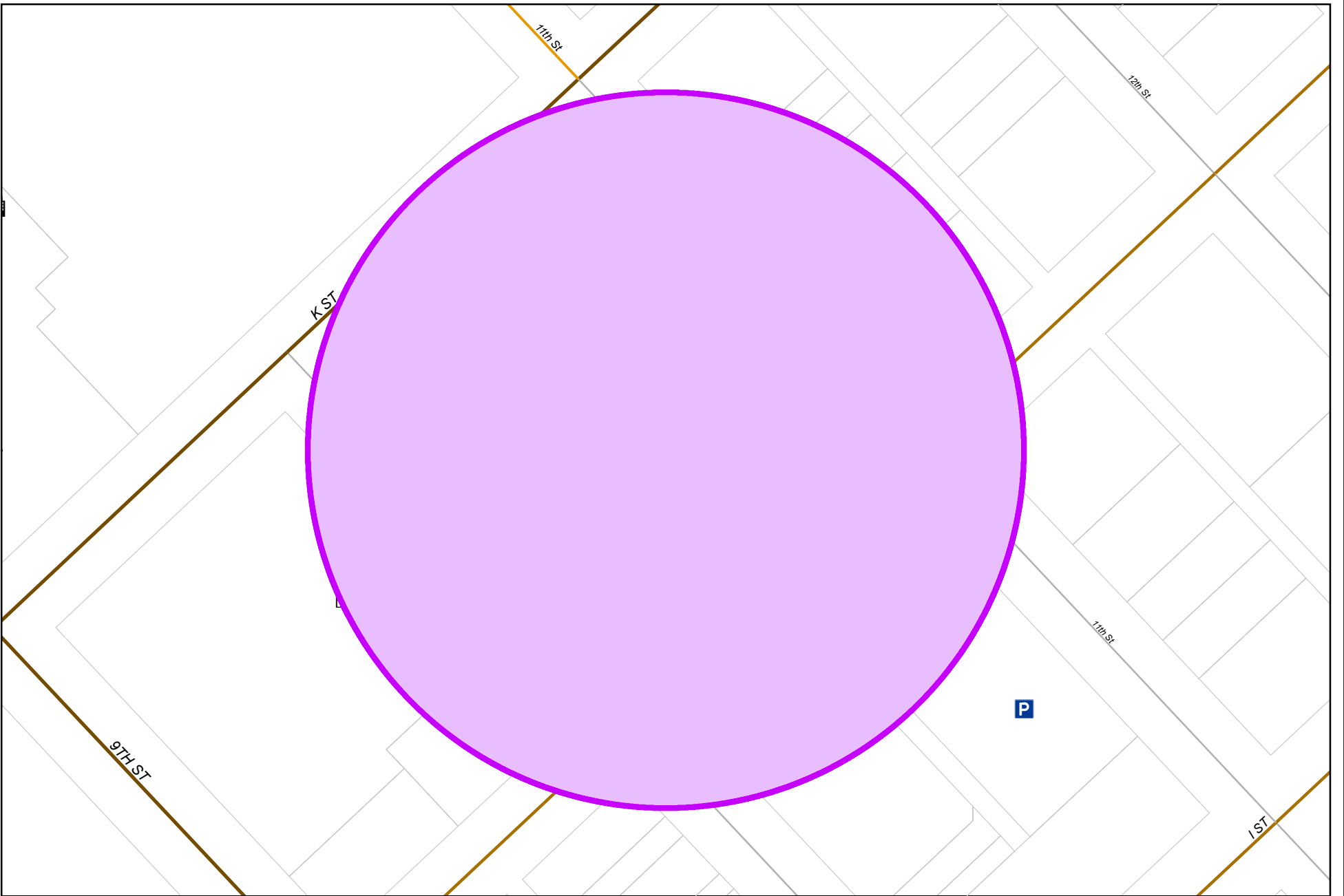
<i>Cost Center:</i> 39999	<i>Category:</i> Parks System	<i>Start Date:</i> 2019
<i>Hosting Fund:</i> Parks Capital Facility Fee Fund-3460	<i>Type Class:</i> CFF Construction	<i>End Date:</i> 2022
<i>Element Listing:</i> Comm Svcs & Fac	<i>Area:</i> Village One	<i>Status:</i> Active
<i>Classification:</i> Improvements	<i>Manager:</i> Houx, Nathan G	<i>Const. Code:</i> New or Future

*Proj Desc:* The project will comprise of the design, bidding and construction of Phase 2 of Mary E. Grogan Community Park. The project will include completion of the rest of the community park portion of the project which will include grading, drainage, irrigation, landscaping, sidewalks, play area, shade structure, drinking fountains, picnic tables, benches, security lighting and other park amenities.

*Proj Stat:* Design work began in 2020. Construction is expected to begin in 2022.

Expenditures	Budget	Actual+Commit	Available	Prop. Inc./Dec. for 21-22	Budget+Prop. Inc./Dec.	Avail.+Prop. Inc./Dec.	22-23	23-24	24-25	25-26	Total Budgeted up to 2026
CA Construction Admin	219,525	0	219,525	0	219,525	219,525	0	0	0	0	219,525
CON Construction	2,195,250	0	2,195,250	0	2,195,250	2,195,250	0	0	0	0	2,195,250
CTGY-CIP Contingency - CIP	219,525	0	219,525	0	219,525	219,525	0	0	0	0	219,525
EDA Eng/Design/Admin	329,288	261,740	67,548	0	329,288	67,548	0	0	0	0	329,288
<b>Expenditure Totals:</b>	<b>2,963,588</b>	<b>261,740</b>	<b>2,701,848</b>	<b>0</b>	<b>2,963,588</b>	<b>2,701,848</b>	<b>0</b>	<b>0</b>	<b>0</b>	<b>0</b>	<b>2,963,588</b>

<b>Fund Balance Required</b>	Budget+Prop. Inc./Dec.	Available+Prop. Inc./Dec.
Parks Capital Facility Fee Fund-3460	2,963,588	2,701,848



**City of Modesto**

Project #: 101051

PRN - PerfectMind Rec Software



**City of Modesto: 2022-26 Capital Improvement Program**

**PRN - PerfectMind Rec Software**

**101051**  
**Capital Un-sponsored**

<i>Cost Center:</i> 39999	<i>Category:</i> Parks System	<i>Start Date:</i> 2016
<i>Hosting Fund:</i> Parks Fund-3130	<i>Type Class:</i> Information Technology	<i>End Date:</i> 2022
<i>Element Listing:</i> Comm Dev	<i>Area:</i> Within City	<i>Status:</i> Active
<i>Classification:</i> Replacement	<i>Manager:</i> Paladini, David J	<i>Const. Code:</i> New or Future

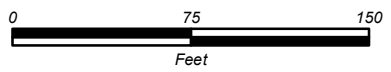

*Proj Desc:* Acquisition, implementation, installation training PRND hardware upgrades and finance software integration of a new recreation software PerfectMind. This project will hold the FY 16-17 funding dedicated to the project.

*Proj Stat:* Software implementation is complete. Final peripheral purchases and installation, as well as final customization of reports and will be completed in 2021.

Revenues	Budget	Actuals+Commit	Available	Prop. Inc./Dec. for 21-22	Bud + Prop. Incr/Decr	Avail.+ Prop. Incr/Decr	22-23	23-24	24-25	25-26	Total Budgeted up to 2026
60100 Transfer In from Fund 0100	70,000	70,000	0	0	70,000	0	0	0	0	0	70,000
Revenue Totals:	70,000	70,000	0	0	70,000	0	0	0	0	0	70,000

Expenditures	Budget	Actual+Commit	Available	Prop. Inc./Dec. for 21-22	Budget+Prop. Inc./Dec.	Avail.+Prop. Inc./Dec.	22-23	23-24	24-25	25-26	Total Budgeted up to 2026
CC Consultant Charges	53,000	47,785	5,215	-2,105	50,895	3,110	0	0	0	0	50,895
OC Other Cost - CIP	17,000	19,105	-2,105	2,105	19,105	0	0	0	0	0	19,105
Expenditure Totals:	70,000	66,890	3,110	0	70,000	3,110	0	0	0	0	70,000

Fund Balance Required	Budget+Prop. Inc./Dec.	Available+Prop. Inc./Dec.
Parks Fund-3130	0	3,110



**City of Modesto**

Project #: 101061

PRN - TRRP Carpenter Road Area Soccer Complex



**City of Modesto: 2022-26 Capital Improvement Program**

**PRN - TRRP Carpenter Road Area Soccer Complex**

**101061**  
**Capital Un-sponsored**

<i>Cost Center:</i> 89999	<i>Category:</i> Parks System	<i>Start Date:</i> 2018
<i>Hosting Fund:</i> JPA - TRRP Special Revenue Fund - CIP-6710	<i>Type Class:</i> General Improvements	<i>End Date:</i> 2022
<i>Element Listing:</i> Env RsrCs & Opn Spcs	<i>Area:</i> Within City	<i>Status:</i> Active
<i>Classification:</i> Improvements	<i>Manager:</i> Houx, Nathan G	<i>Const. Code:</i> New or Future

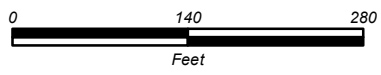
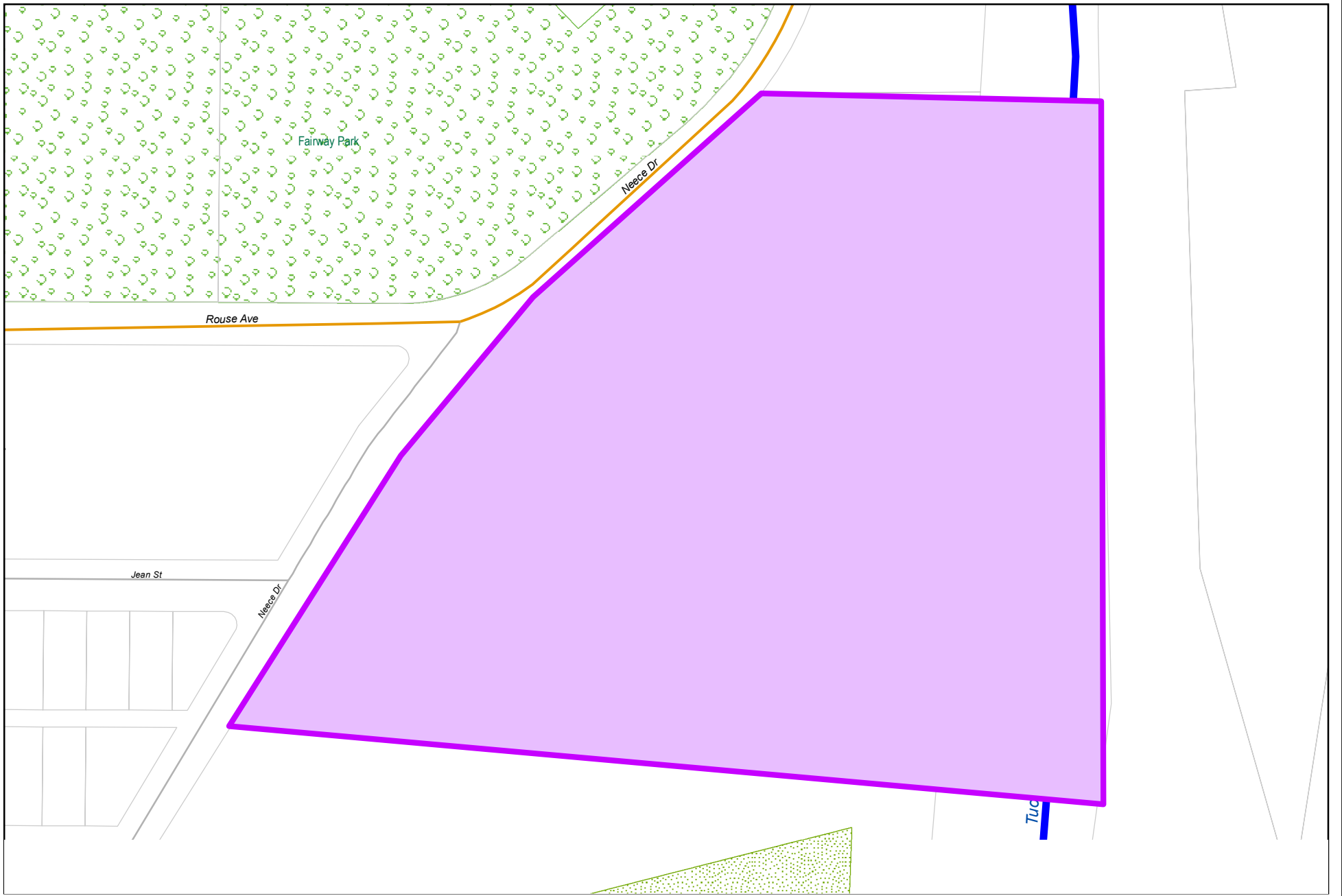
*Proj Desc:* This project will fund the design, bidding and development of three soccer fields, parking lot, security lighting, fencing, landscape and irrigation at the Carpenter Road Area Soccer Complex to the east of Bellenita park and Northwest of the Sutter Primary Treatment Plant.

*Proj Stat:* Project is in the design phase. Construction is expected to begin in 2022.

Revenues	Budget	Actuals+Commit	Available	Prop. Inc./Dec. for 21-22	Bud + Prop. Incr/Decr	Avail.+ Prop. Incr/Decr	22-23	23-24	24-25	25-26	Total Budgeted up to 2026
42201 Intergov - State - Natural Resources Agency	1,000,000	0	1,000,000	0	1,000,000	1,000,000	0	0	0	0	1,000,000
63130 Transfer In from Fund 3130	35,000	35,000	0	0	35,000	0	0	0	0	0	35,000
<b>Revenue Totals:</b>	<b>1,035,000</b>	<b>35,000</b>	<b>1,000,000</b>	<b>0</b>	<b>1,035,000</b>	<b>1,000,000</b>	<b>0</b>	<b>0</b>	<b>0</b>	<b>0</b>	<b>1,105,000</b>

Expenditures	Budget	Actual+Commit	Available	Prop. Inc./Dec. for 21-22	Budget+Prop. Inc./Dec.	Avail.+Prop. Inc./Dec.	22-23	23-24	24-25	25-26	Total Budgeted up to 2026
CA Construction Admin	45,500	0	45,500	0	45,500	45,500	0	0	0	0	45,500
CON Construction	909,000	0	909,000	0	909,000	909,000	0	0	0	0	909,000
CTGY-CIP Contingency - CIP	45,500	0	45,500	0	45,500	45,500	0	0	0	0	45,500
EDA Eng/Design/Admin	25,000	11,784	13,216	0	25,000	13,216	0	0	0	0	25,000
ENV CIP - Environmental	10,000	8,523	1,477	0	10,000	1,477	0	0	0	0	10,000
<b>Expenditure Totals:</b>	<b>1,035,000</b>	<b>20,306</b>	<b>1,014,694</b>	<b>0</b>	<b>1,035,000</b>	<b>1,014,694</b>	<b>0</b>	<b>0</b>	<b>0</b>	<b>0</b>	<b>1,035,000</b>

<b>Fund Balance Required</b>	Budget+Prop. Inc./Dec.	Available+Prop. Inc./Dec.
JPA - TRRP Special Revenue Fund - CIP-6710	0	14,694



# City of Modesto

Project #: 101071

PRN - TRRP Neece Drive Boat Launch



**City of Modesto: 2022-26 Capital Improvement Program**

**PRN - TRRP Neece Drive Boat Launch**

**101071**  
**Capital Un-sponsored**

<i>Cost Center:</i> 89999	<i>Category:</i> Parks System	<i>Start Date:</i> 2017
<i>Hosting Fund:</i> JPA - TRRP Special Revenue Fund - CIP-6710	<i>Type Class:</i> General Improvements	<i>End Date:</i> 2021
<i>Element Listing:</i> Env RsrCs & Opn Spcs	<i>Area:</i> Within City	<i>Status:</i> Active
<i>Classification:</i> Improvements	<i>Manager:</i> Houx, Nathan G	<i>Const. Code:</i> New or Future

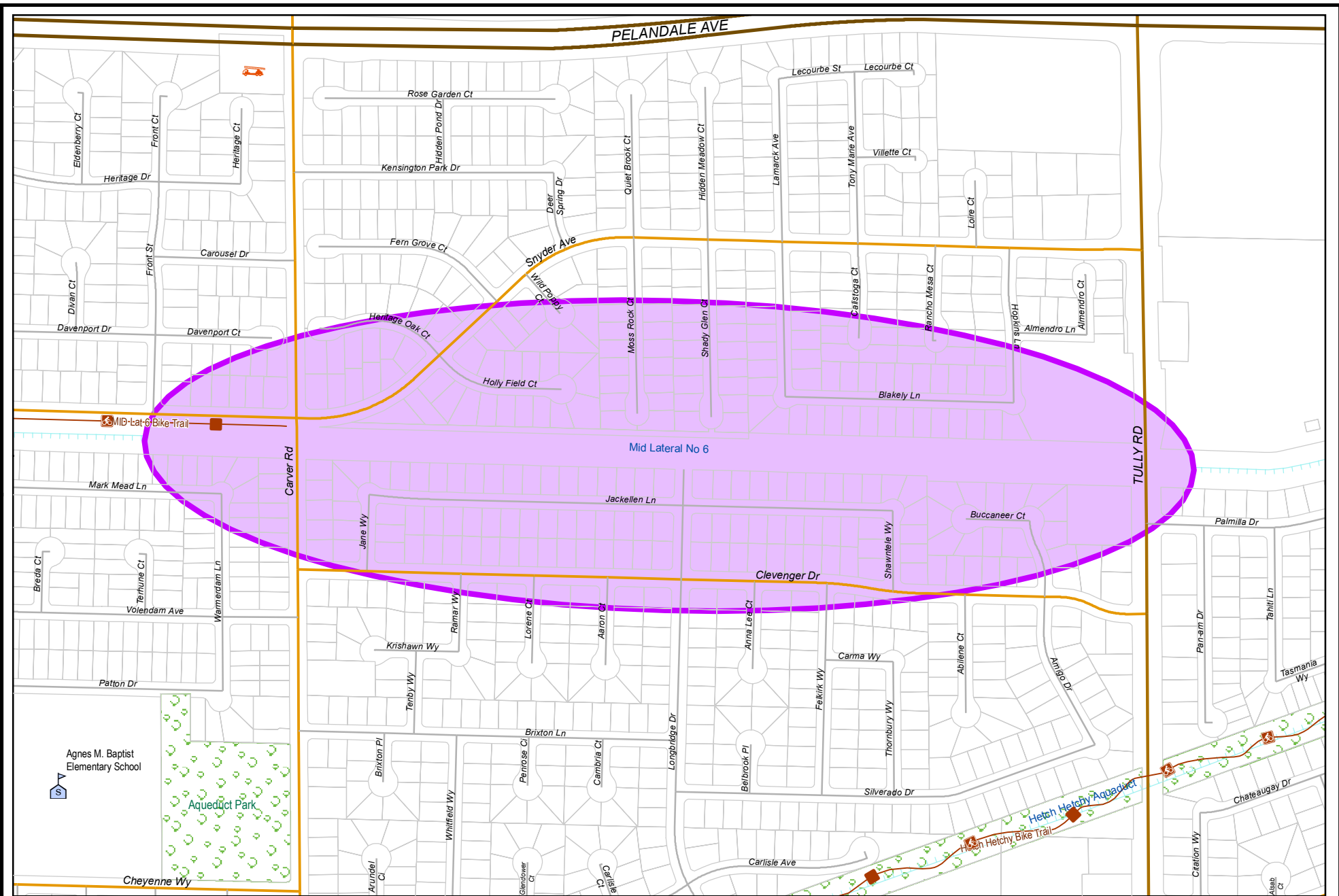
*Proj Desc:* This project will fund the design, permitting, bidding and development of a non-motorized boat launch, concrete pathways, parking area, security lighting post and cable fencing and landscaping at the TRRP Neece Drive Boat Launch locate along Neece Drive north of Dryden Golf Course.

*Proj Stat:* Project is in the design and permitting phase. Construction is expected to begin in 2021.

Revenues	Budget	Actuals+Commit	Available	Prop. Inc./Dec. for 21-22	Bud + Prop. Incr/Decr	Avail.+ Prop. Incr/Decr	22-23	23-24	24-25	25-26	Total Budgeted up to 2026
42201 Intergov - State - Natural Resources Agency	780,000	0	780,000	0	780,000	780,000	0	0	0	0	780,000
Revenue Totals:	780,000	0	780,000	0	780,000	780,000	0	0	0	0	780,000

Expenditures	Budget	Actual+Commit	Available	Prop. Inc./Dec. for 21-22	Budget+Prop. Inc./Dec.	Avail.+Prop. Inc./Dec.	22-23	23-24	24-25	25-26	Total Budgeted up to 2026
CA Construction Admin	51,416	0	51,416	0	51,416	51,416	0	0	0	0	51,416
CON Construction	514,168	0	514,168	0	514,168	514,168	0	0	0	0	514,168
CTGY-CIP Contingency - CIP	51,416	0	51,416	0	51,416	51,416	0	0	0	0	51,416
EDA Eng/Design/Admin	188,000	176,933	11,067	0	188,000	11,067	0	0	0	0	188,000
Expenditure Totals:	805,000	176,933	628,067	0	805,000	628,067	0	0	0	0	805,000

Fund Balance Required	Budget+Prop. Inc./Dec.	Available+Prop. Inc./Dec.
JPA - TRRP Special Revenue Fund - CIP-6710	25,000	-151,933



# City of Modesto

Project #: 101073

CED - Carver/Bangs Pelandale/Snyder Bike Trail System - CAP



**City of Modesto: 2022-26 Capital Improvement Program**

**CED - Carver/Bangs Pelandale/Snyder Bike Trail System - CAP**

**101073**

**Capital Un-sponsored**

<i>Cost Center:</i> 14999	<i>Category:</i> Parks System	<i>Start Date:</i> 2015
<i>Hosting Fund:</i> Pelandale/Snyder CFD Fund - Capital Fund	<i>Type Class:</i> CFD Bike Trails	<i>End Date:</i> 2023
<i>Element Listing:</i> Comm Svcs & Fac	<i>Area:</i> Pelandale-Snyder	<i>Status:</i> Active
<i>Classification:</i> Improvements	<i>Manager:</i> Dion, Victoria Michelle	<i>Const. Code:</i> Not Awarded

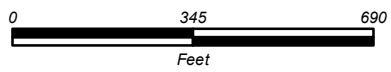
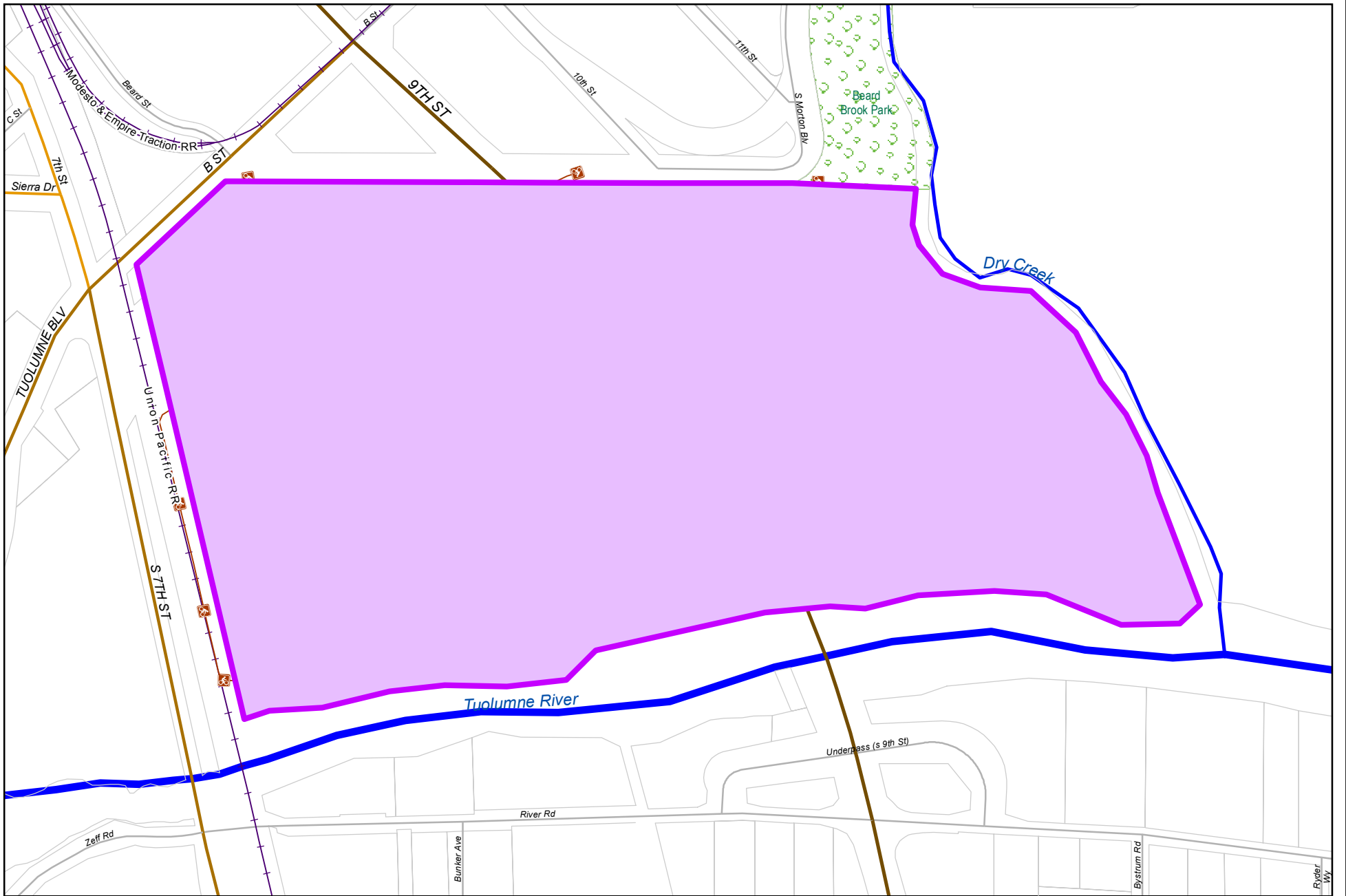
*Proj Desc:* This project will provide funding to construct a Class I bike trail between Carver Rd. and the Union Pacific Railroad along the MID canal. Improvements include fencing, landscaping and 10' wide bike path. A portion of the project was constructed by a developer. The developer was reimbursed per the terms of the CFD Acquisition and Shortfall Agreement. This project was previously project 100092 held in fund 3280.

*Proj Stat:* Design is 95% complete. Anticipate bidding with Tully Rd Safety Improvements (101089).

Revenues	Budget	Actuals+Commit	Available	Prop. Inc./Dec. for 21-22	Bud + Prop. Incr/Decr	Avail.+ Prop. Incr/Decr	22-23	23-24	24-25	25-26	Total Budgeted up to 2026
61410 Transfer In from Fund 1410	205,591	0	205,591	0	205,591	205,591	0	0	0	0	205,591
63270 Transfer In from Fund 3270	60,000	60,000	0	0	60,000	0	0	0	0	0	60,000
<b>Revenue Totals:</b>	<b>265,591</b>	<b>60,000</b>	<b>205,591</b>	<b>0</b>	<b>265,591</b>	<b>205,591</b>	<b>0</b>	<b>0</b>	<b>0</b>	<b>0</b>	<b>1,045,591</b>

Expenditures	Budget	Actual+Commit	Available	Prop. Inc./Dec. for 21-22	Budget+Prop. Inc./Dec.	Avail.+Prop. Inc./Dec.	22-23	23-24	24-25	25-26	Total Budgeted up to 2026
CA Construction Admin	73,847	1,076	72,771	0	73,847	72,771	0	0	0	0	73,847
CON Construction	775,816	11,572	764,244	0	775,816	764,244	0	0	0	0	775,816
CTGY-CIP Contingency - CIP	59,000	0	59,000	0	59,000	59,000	0	0	0	0	59,000
EDA Eng/Design/Admin	117,222	74,104	43,118	0	117,222	43,118	0	0	0	0	117,222
LA Land Acquisition	66,169	66,169	0	0	66,169	0	0	0	0	0	66,169
<b>Expenditure Totals:</b>	<b>1,092,054</b>	<b>152,920</b>	<b>939,134</b>	<b>0</b>	<b>1,092,054</b>	<b>939,134</b>	<b>0</b>	<b>0</b>	<b>0</b>	<b>0</b>	<b>1,092,054</b>

<b>Fund Balance Required</b>	Budget+Prop. Inc./Dec.	Available+Prop. Inc./Dec.
Pelandale/Snyder CFD Fund - Capital Fund	826,463	733,543



**City of Modesto**

Project #: 101109

PRN - TRRP River Overlook



**City of Modesto: 2022-26 Capital Improvement Program**

**PRN - TRRP River Overlook**

**101109**  
**Capital Un-sponsored**

<i>Cost Center:</i> 89999	<i>Category:</i> Parks System	<i>Start Date:</i> 2017
<i>Hosting Fund:</i> JPA - TRRP Special Revenue Fund - CIP-6710	<i>Type Class:</i> General Improvements	<i>End Date:</i> 2022
<i>Element Listing:</i> Env Rsrcs & Opn Spcs	<i>Area:</i> Within City	<i>Status:</i> New
<i>Classification:</i> Improvements	<i>Manager:</i> Houx, Nathan G	<i>Const. Code:</i> New or Future

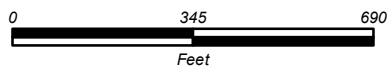
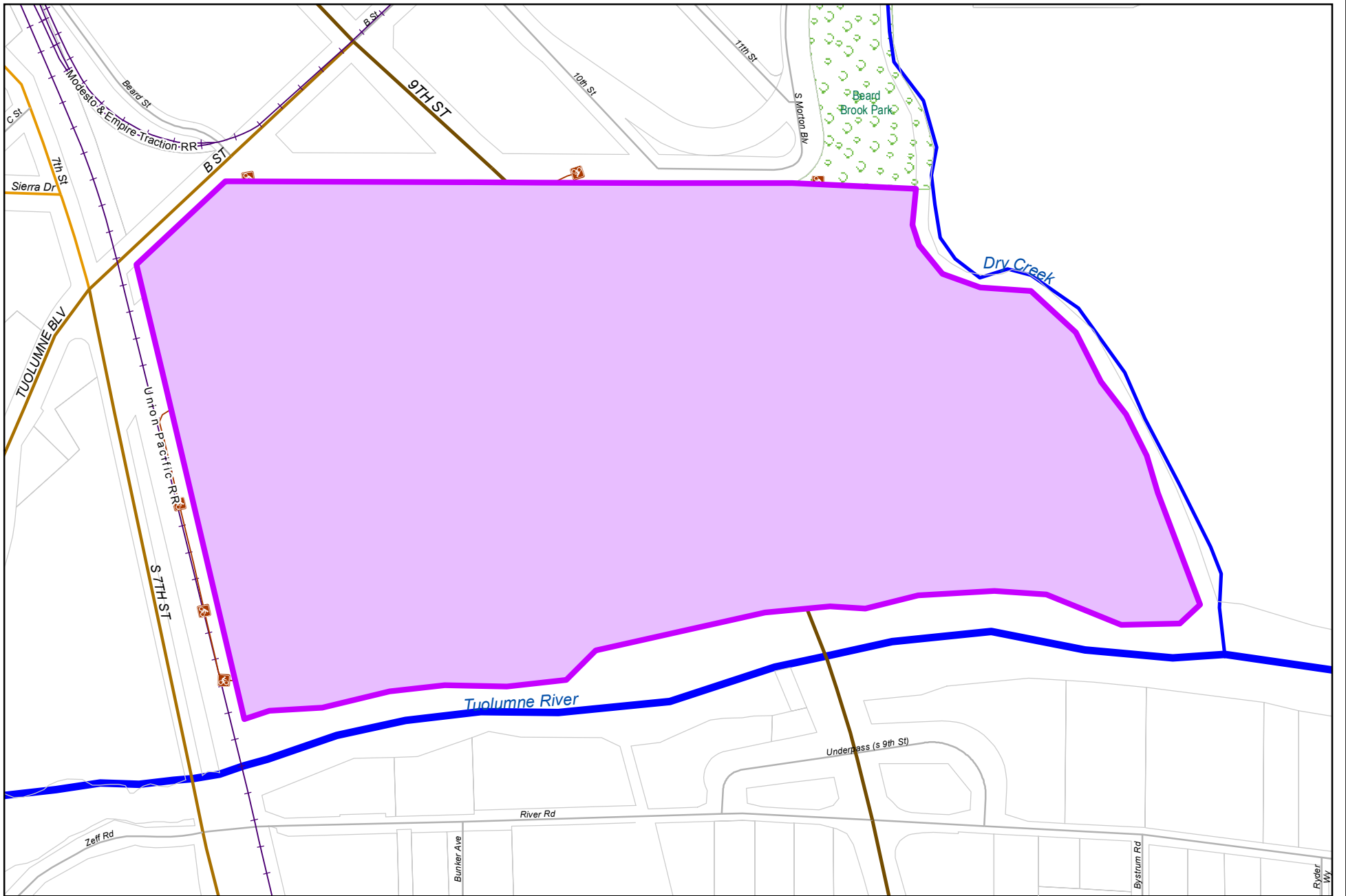
*Proj Desc:* This project will fund the design, permitting, bidding and development of a river overlook at the Tuolumne River Regional Park gateway parcel which will include pathways, elevated walkways, and habitat restoration.

*Proj Stat:* The design phase of this project began in 2020. Construction is expected to begin in 2021.

Revenues	Budget	Actuals+Commit	Available	Prop. Inc./Dec. for 21-22	Bud + Prop. Incr/Decr	Avail.+ Prop. Incr/Decr	22-23	23-24	24-25	25-26	Total Budgeted up to 2026
42015 Intergov - Federal - Federal Highway Administration (DOT)	349,940	21,000	328,940	0	349,940	328,940	0	0	0	0	349,940
42201 Intergov - State - Natural Resources Agency	500,000	0	500,000	0	500,000	500,000	0	0	0	0	500,000
<b>Revenue Totals:</b>	<b>849,940</b>	<b>21,000</b>	<b>828,940</b>	<b>0</b>	<b>849,940</b>	<b>828,940</b>	<b>0</b>	<b>0</b>	<b>0</b>	<b>0</b>	<b>849,940</b>

Expenditures	Budget	Actual+Commit	Available	Prop. Inc./Dec. for 21-22	Budget+Prop. Inc./Dec.	Avail.+Prop. Inc./Dec.	22-23	23-24	24-25	25-26	Total Budgeted up to 2026
CA Construction Admin	55,344	0	55,344	0	55,344	55,344	0	0	0	0	55,344
CON Construction	552,445	0	552,445	0	552,445	552,445	0	0	0	0	552,445
CTGY-CIP Contingency - CIP	55,345	0	55,345	0	55,345	55,345	0	0	0	0	55,345
EDA Eng/Design/Admin	185,806	34,158	151,648	0	185,806	151,648	0	0	0	0	185,806
<b>Expenditure Totals:</b>	<b>848,940</b>	<b>34,158</b>	<b>814,782</b>	<b>0</b>	<b>848,940</b>	<b>814,782</b>	<b>0</b>	<b>0</b>	<b>0</b>	<b>0</b>	<b>848,940</b>

Fund Balance Required	Budget+Prop. Inc./Dec.	Available+Prop. Inc./Dec.
JPA - TRRP Special Revenue Fund - CIP-6710	-1,000	-14,158



**City of Modesto**

Project #: 101135

PRN - TRRP River Pavilion



**City of Modesto: 2022-26 Capital Improvement Program**

**PRN - TRRP River Pavilion**

**101135**  
**Capital Un-sponsored**

<i>Cost Center:</i> 89999	<i>Category:</i> Parks System	<i>Start Date:</i> 2019
<i>Hosting Fund:</i> JPA - TRRP Special Revenue Fund - CIP-6710	<i>Type Class:</i> General Improvements	<i>End Date:</i> 2022
<i>Element Listing:</i> Env Rsrcs & Opn Spcs	<i>Area:</i> Within City	<i>Status:</i> New
<i>Classification:</i> Improvements	<i>Manager:</i> Houx, Nathan G	<i>Const. Code:</i> New or Future

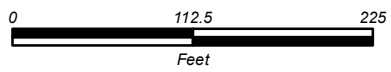
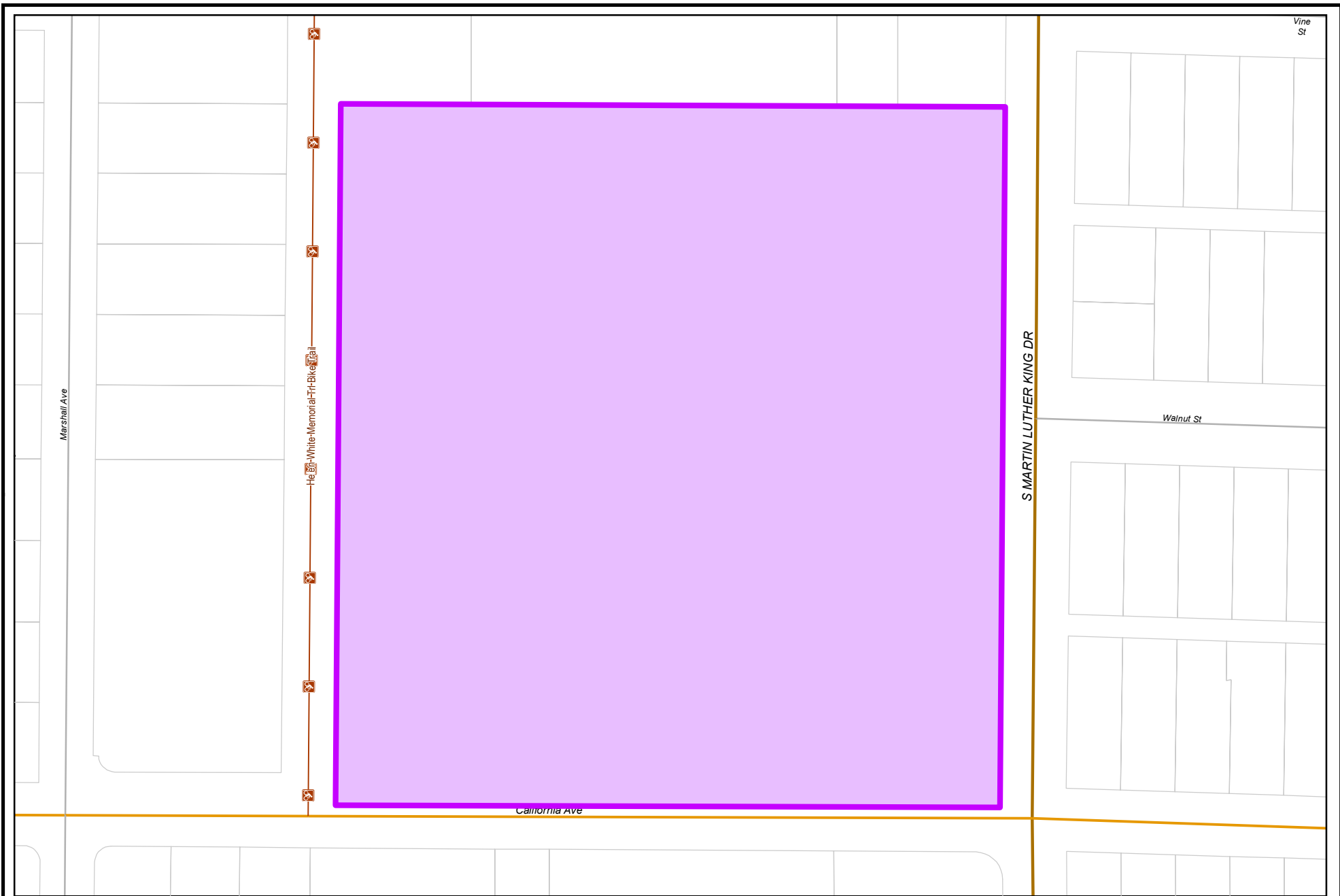
*Proj Desc:* This project will fund the design, permitting, bidding and development of a river overlook at the Tuolumne River Regional Park Legion Park which will include pathways, overhead structure, learning theatre, interpretive signage, and habitat re-toration.

*Proj Stat:* The design phase of the project began in 2020. Construction is expected to begin in 2022.

Revenues	Budget	Actuals+Commit	Available	Prop. Inc./Dec. for 21-22	Bud + Prop. Incr/Decr	Avail.+ Prop. Incr/Decr	22-23	23-24	24-25	25-26	Total Budgeted up to 2026
42201 Intergov - State - Natural Resources Agency	500,000	0	500,000	0	500,000	500,000	0	0	0	0	500,000
63460 Transfer In from Fund 3460	27,500	636	26,864	0	27,500	26,864	0	0	0	0	27,500
<b>Revenue Totals:</b>	<b>527,500</b>	<b>636</b>	<b>526,864</b>	<b>0</b>	<b>527,500</b>	<b>526,864</b>	<b>0</b>	<b>0</b>	<b>0</b>	<b>0</b>	<b>527,500</b>

Expenditures	Budget	Actual+Commit	Available	Prop. Inc./Dec. for 21-22	Budget+Prop. Inc./Dec.	Avail.+Prop. Inc./Dec.	22-23	23-24	24-25	25-26	Total Budgeted up to 2026
CA Construction Admin	41,500	0	41,500	0	41,500	41,500	0	0	0	0	41,500
CON Construction	417,000	0	417,000	0	417,000	417,000	0	0	0	0	417,000
CTGY-CIP Contingency - CIP	41,500	0	41,500	0	41,500	41,500	0	0	0	0	41,500
EDA Eng/Design/Admin	35,000	14,572	20,428	0	35,000	20,428	0	0	0	0	35,000
<b>Expenditure Totals:</b>	<b>535,000</b>	<b>14,572</b>	<b>520,428</b>	<b>0</b>	<b>535,000</b>	<b>520,428</b>	<b>0</b>	<b>0</b>	<b>0</b>	<b>0</b>	<b>535,000</b>

<b>Fund Balance Required</b>	Budget+Prop. Inc./Dec.	Available+Prop. Inc./Dec.
JPA - TRRP Special Revenue Fund - CIP-6710	7,500	-6,436



# City of Modesto

Project #: 101147



CED - HUD FY 18/19 - Public Facilities Improvement - Mellis Park Project Activity 1321



**City of Modesto: 2022-26 Capital Improvement Program**

**CED - HUD FY 18/19 - Public Facilities Improvement - Mellis Park Project Activity 1321**

**101147**

**Capital Un-sponsored**

<i>Cost Center:</i> 14999	<i>Category:</i> Parks System	<i>Start Date:</i> 2018
<i>Hosting Fund:</i> Capital Grants - HUD CIP Projects-3170	<i>Type Class:</i> Miscellaneous	<i>End Date:</i> 2020
<i>Element Listing:</i> Comm Dev	<i>Area:</i> Within City	<i>Status:</i> Active
<i>Classification:</i> Improvements	<i>Manager:</i> Narayan, Jessica A	<i>Const. Code:</i> To be Closed

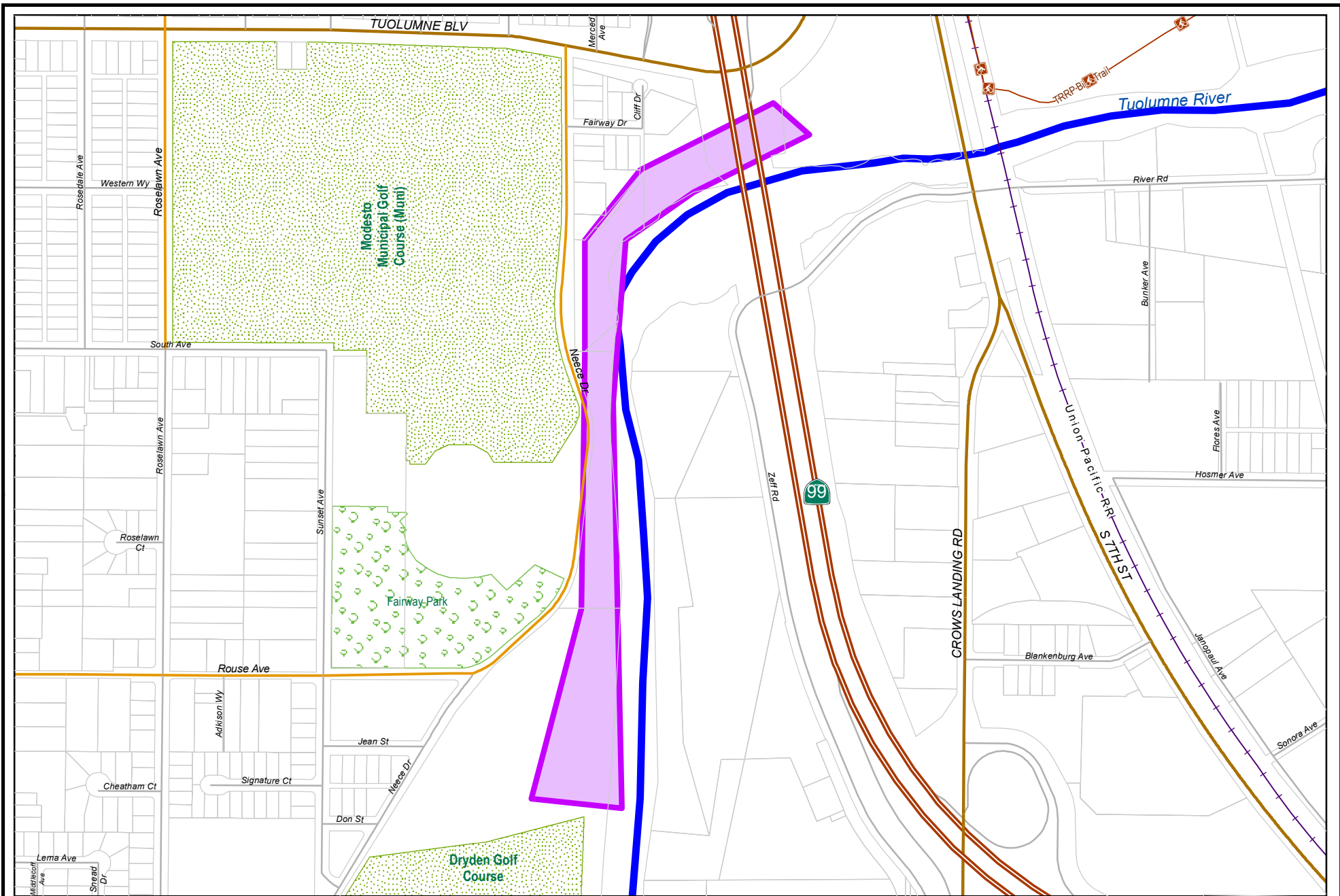
*Proj Desc:* This project is being established to track \$440,000 in CDBG expenditures for Mellis Park improvements project. The Mellis Park Picnic Area project is a complete renovation of the rentable picnic pavilion in Mellis Park. It will include removal and replacements of existing picnic structure and installation of concrete paving, drinking fountain and BBQ.

*Proj Stat:* Construction was completed in 2020. Project closure is underway.

Revenues	Budget	Actuals+Commit	Available	Prop. Inc./Dec. for 21-22	Bud + Prop. Incr/Decr	Avail.+ Prop. Incr/Decr	22-23	23-24	24-25	25-26	Total Budgeted up to 2026
42030 Intergov - Federal - Housing Urban Development - Current Year	0	0	0	0	0	0	0	0	0	0	0
61130 Transfer In from Fund 1130	440,000	450,227	-10,227	0	440,000	-10,227	0	0	0	0	440,000
<b>Revenue Totals:</b>	440,000	450,227	-10,227	0	440,000	-10,227	0	0	0	0	440,000

Expenditures	Budget	Actual+Commit	Available	Prop. Inc./Dec. for 21-22	Budget+Prop. Inc./Dec.	Avail.+Prop. Inc./Dec.	22-23	23-24	24-25	25-26	Total Budgeted up to 2026
CA Construction Admin	40,263	39,890	373	0	40,263	373	0	0	0	0	40,263
CON Construction	323,390	323,390	0	0	323,390	0	0	0	0	0	323,390
CTGY-CIP Contingency - CIP	30,833	30,833	0	0	30,833	0	0	0	0	0	30,833
EDA Eng/Design/Admin	56,114	56,114	0	0	56,114	0	0	0	0	0	56,114
<b>Expenditure Totals:</b>	450,600	450,227	373	0	450,600	373	0	0	0	0	450,600

<b>Fund Balance Required</b>	Budget+Prop. Inc./Dec.	Available+Prop. Inc./Dec.
Capital Grants - HUD CIP Projects-3170	10,600	10,600



# City of Modesto

Project #: 101164



This project will fund the design, permitting, bidding and development of the Riverwalk Trail from the TRRP Gateway Parcel to the Future Neece Drive Boat Launch which will include pathways, site furnishings and habitat r

**City of Modesto: 2022-26 Capital Improvement Program**

**PRN - TRRP Riverwalk Gateway-Neece Drive**

**101164**  
**Capital Un-sponsored**

<i>Cost Center:</i> 89999	<i>Category:</i> Parks System	<i>Start Date:</i> 2020
<i>Hosting Fund:</i> JPA - TRRP Special Revenue Fund - CIP-6710	<i>Type Class:</i> General Improvements	<i>End Date:</i> 2023
<i>Element Listing:</i> Env RsrCs & Opn Spcs	<i>Area:</i> Within City	<i>Status:</i> New
<i>Classification:</i> Improvements	<i>Manager:</i> Houx, Nathan G	<i>Const. Code:</i> New or Future

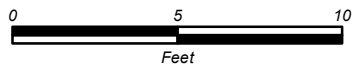

*Proj Desc:* This project funds the design and construction of an extension to the Tuolumne River Regional Park Riverwalk. This portion of the trail stretches from the Gateway Parcel off TRRP to Neece Drive.

*Proj Stat:* Design for this project is expected to begin 2021.

Revenues	Budget	Actuals+Commit	Available	Prop. Inc./Dec. for 21-22	Bud + Prop. Incr/Decr	Avail.+ Prop. Incr/Decr	22-23	23-24	24-25	25-26	Total Budgeted up to 2026
63460 Transfer In from Fund 3460	150,000	150,000	0	0	150,000	0	0	0	0	0	150,000
<b>Revenue Totals:</b>	150,000	150,000	0	0	150,000	0	0	0	0	0	150,000

Expenditures	Budget	Actual+Commit	Available	Prop. Inc./Dec. for 21-22	Budget+Prop. Inc./Dec.	Avail.+Prop. Inc./Dec.	22-23	23-24	24-25	25-26	Total Budgeted up to 2026
EDA Eng/Design/Admin	150,000	248	149,752	0	150,000	149,752	0	0	0	0	150,000
<b>Expenditure Totals:</b>	150,000	248	149,752	0	150,000	149,752	0	0	0	0	150,000

<b>Fund Balance Required</b>	Budget+Prop. Inc./Dec.	Available+Prop. Inc./Dec.
JPA - TRRP Special Revenue Fund - CIP-6710	0	149,752



**City of Modesto**

Project #: 101200

PRN - Various Park Partners Projects 2019



**City of Modesto: 2022-26 Capital Improvement Program**

**PRN - Various Park Partners Projects 2019**

**101200**  
**Capital Un-sponsored**

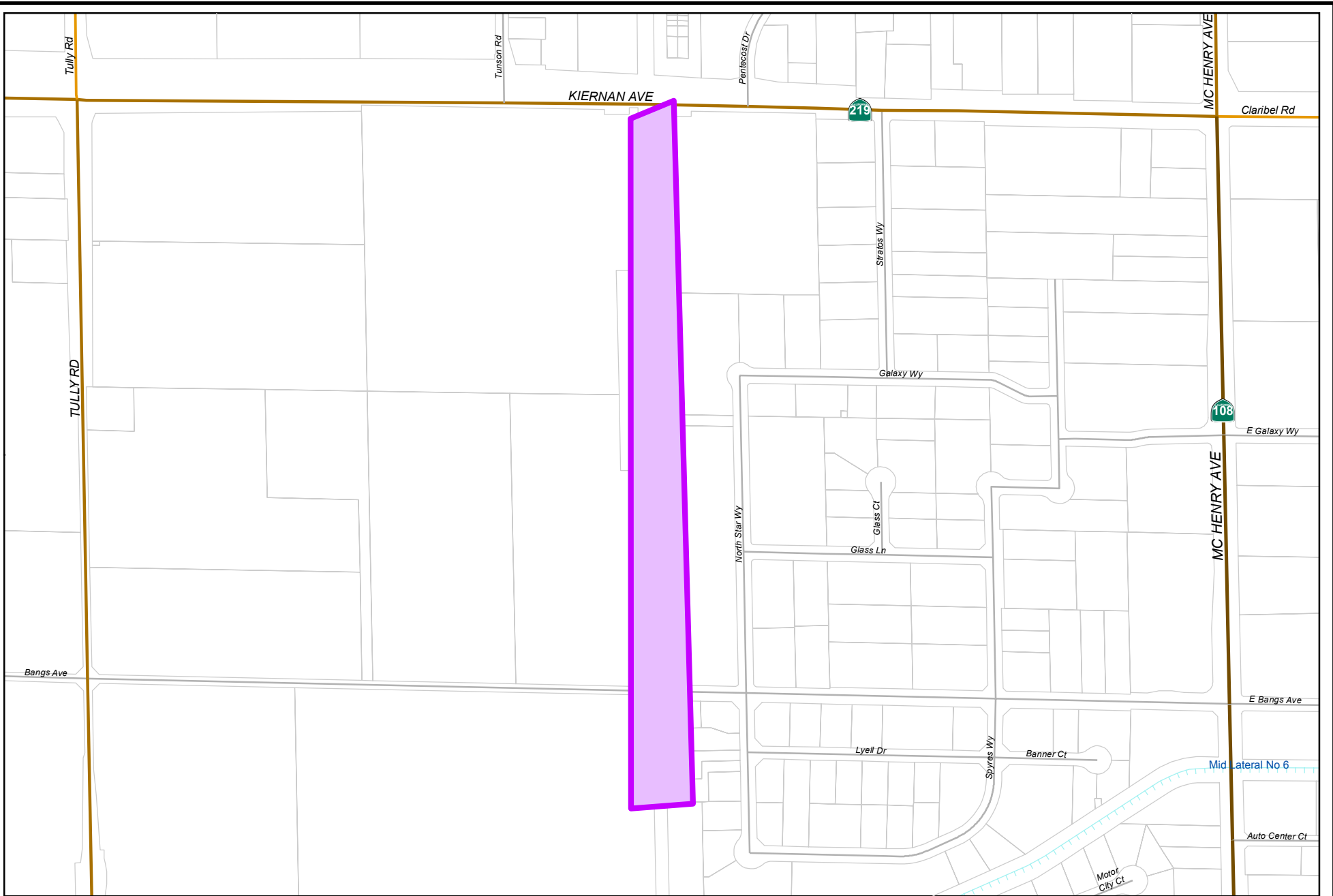
<i>Cost Center:</i> 39999	<i>Category:</i> Parks System	<i>Start Date:</i> 2019
<i>Hosting Fund:</i> Parks Fund-3130	<i>Type Class:</i> General Improvements	<i>End Date:</i> 2025
<i>Element Listing:</i> Env Rsrcs & Opn Spcs	<i>Area:</i> Within City	<i>Status:</i> New
<i>Classification:</i> Improvements	<i>Manager:</i> Houx, Nathan G	<i>Const. Code:</i> New or Future

*Proj Desc:* This project will house all Park Partner's projects established from 2019 on. Tasks are being utilized to track each projects revenue and expenses. The potential projects are tentative and are listed in the expense budget.

*Proj Stat:* Ongoing - Projects are identified and reviewed as volunteer organizations come forward.

Expenditures	Budget	Actual+Commit	Available	Prop. Inc./Dec. for 21-22	Budget+Prop. Inc./Dec.	Avail.+Prop. Inc./Dec.	22-23	23-24	24-25	25-26	Total Budgeted up to 2026
Enslen OV Ph2-CON Enslen OV Ph2-CON	500	0	500	0	500	500	0	0	0	0	500
Enslen OV Ph2-EDA Enslen OV Ph2-EDA	500	0	500	0	500	500	0	0	0	0	500
Enslen OV-CON Enslen OV-CON	31,000	30,741	259	0	31,000	259	0	0	0	0	31,000
Enslen OV-EDA Enslen OV-EDA	17,500	17,450	50	0	17,500	50	0	0	0	0	17,500
<b>Expenditure Totals:</b>	<b>49,500</b>	<b>48,191</b>	<b>1,309</b>	<b>0</b>	<b>49,500</b>	<b>1,309</b>	<b>0</b>	<b>0</b>	<b>0</b>	<b>0</b>	<b>49,500</b>

<b>Fund Balance Required</b>	Budget+Prop. Inc./Dec.	Available+Prop. Inc./Dec.
Parks Fund-3130	49,500	1,309



**City of Modesto**

Project #: 101231

PRN - VA Corridor Phase 8



**City of Modesto: 2022-26 Capital Improvement Program**

**PRN - VA Corridor Phase 8**

**101231**  
**Capital Un-sponsored**

<i>Cost Center:</i> 39999	<i>Category:</i> Parks System	<i>Start Date:</i> 2019
<i>Hosting Fund:</i> Capital Grants - CIP Projects-3140	<i>Type Class:</i> Infrastructure Preservation	<i>End Date:</i> 2024
<i>Element Listing:</i> Comm Svcs & Fac	<i>Area:</i> Within City	<i>Status:</i> Active
<i>Classification:</i> Improvements	<i>Manager:</i> Houx, Nathan G	<i>Const. Code:</i> New or Future

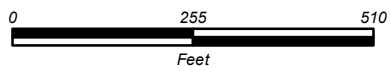
*Proj Desc:* This project is for the acquisition, design and construction of the Virginia Corridor Phase 8 project which extends the Virginia Corridor from just south of Pelandale Ave, across Pelandale, to Kiernan Ave.

*Proj Stat:* Acquisition phase to begin in 2021/2022.

Revenues	Budget	Actuals+Commit	Available	Prop. Inc./Dec. for 21-22	Bud + Prop. Incr/Decr	Avail.+ Prop. Incr/Decr	22-23	23-24	24-25	25-26	Total Budgeted up to 2026
63460 Transfer In from Fund 3460	450,000	0	450,000	0	450,000	450,000	0	0	0	0	450,000
Revenue Totals:	450,000	0	450,000	0	450,000	450,000	0	0	0	0	450,000

Expenditures	Budget	Actual+Commit	Available	Prop. Inc./Dec. for 21-22	Budget+Prop. Inc./Dec.	Avail.+Prop. Inc./Dec.	22-23	23-24	24-25	25-26	Total Budgeted up to 2026
LA Land Acquisition	450,000	0	450,000	0	450,000	450,000	0	0	0	0	450,000
Expenditure Totals:	450,000	0	450,000	0	450,000	450,000	0	0	0	0	450,000

Fund Balance Required	Budget+Prop. Inc./Dec.	Available+Prop. Inc./Dec.
Capital Grants - CIP Projects-3140	0	0



# City of Modesto

Project #: 101232

PRN - TRRP Riverwalk - Gateway to Legion



**City of Modesto: 2022-26 Capital Improvement Program**

**PRN - TRRP Riverwalk Gateway to Legion**

**101232**  
**Capital Un-sponsored**

<i>Cost Center:</i> 89999	<i>Category:</i> Parks System	<i>Start Date:</i> 2020
<i>Hosting Fund:</i> JPA - TRRP Special Revenue Fund - CIP-6710	<i>Type Class:</i> General Improvements	<i>End Date:</i> 2024
<i>Element Listing:</i> Comm Svcs & Fac	<i>Area:</i> Within City	<i>Status:</i> Active
<i>Classification:</i> Improvements	<i>Manager:</i> Houx, Nathan G	<i>Const. Code:</i> New or Future

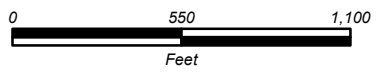
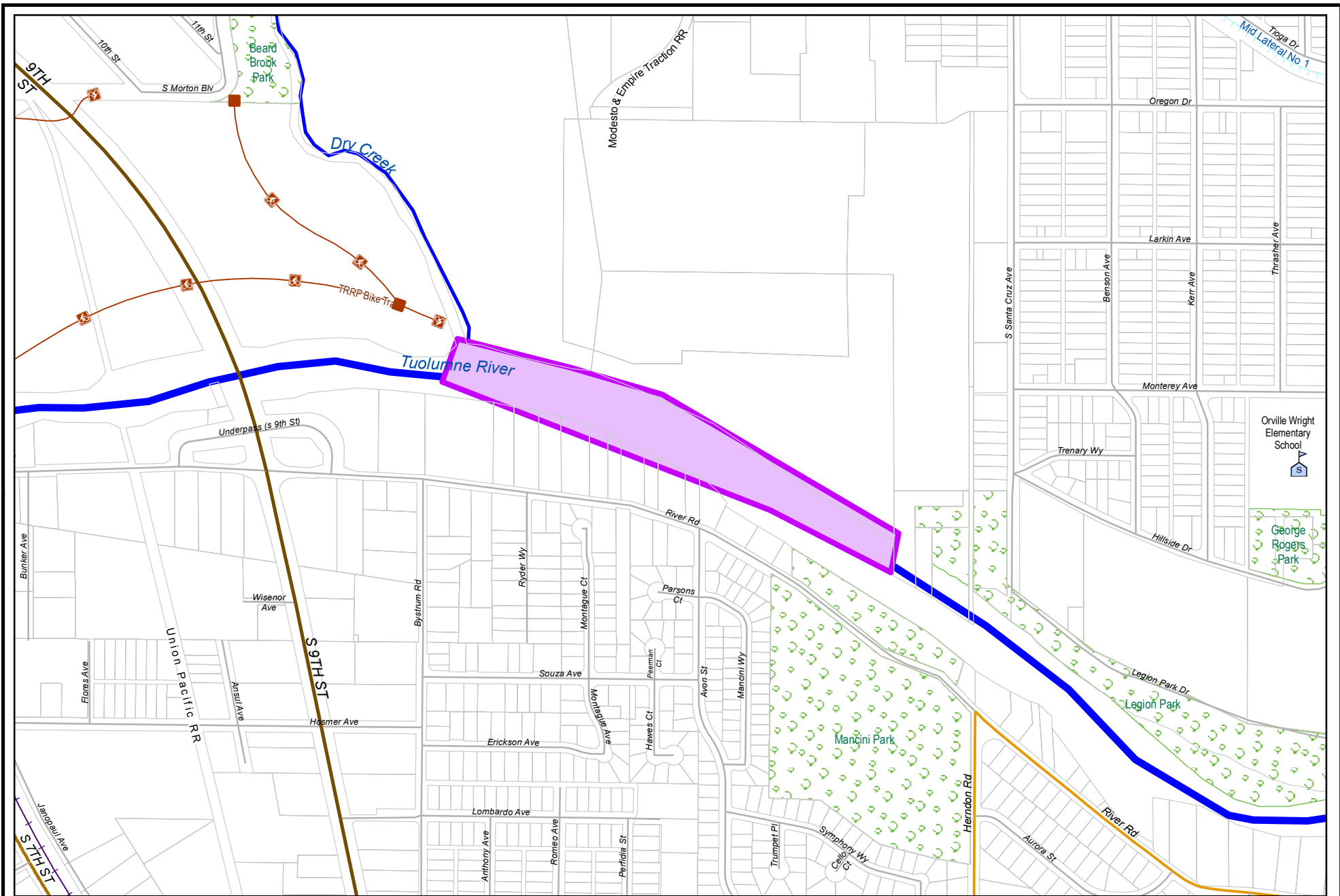
*Proj Desc:* This project funds the design and construction of an extension to the Tuolumne River Regional Park Riverwalk. This portion of the trail stretches from the from the Western end of the Gateway Parcel accross Dry Creek to the existing parkland at Legion park. The Project will include acquisition of the parkland, as well as design and construction.

*Proj Stat:* The acquisition phase of the project is underway. Design phase is expected to begin 2022.

Revenues	Budget	Actuals+Commit	Available	Prop. Inc./Dec. for 21-22	Bud + Prop. Incr/Decr	Avail.+ Prop. Incr/Decr	22-23	23-24	24-25	25-26	Total Budgeted up to 2026
63460 Transfer In from Fund 3460	200,000	501	199,499	0	200,000	199,499	0	0	0	0	200,000
<b>Revenue Totals:</b>	200,000	501	199,499	0	200,000	199,499	0	0	0	0	200,000

Expenditures	Budget	Actual+Commit	Available	Prop. Inc./Dec. for 21-22	Budget+Prop. Inc./Dec.	Avail.+Prop. Inc./Dec.	22-23	23-24	24-25	25-26	Total Budgeted up to 2026
EDA Eng/Design/Admin	200,000	22,556	177,444	0	200,000	177,444	0	0	0	0	200,000
<b>Expenditure Totals:</b>	200,000	22,556	177,444	0	200,000	177,444	0	0	0	0	200,000

<b>Fund Balance Required</b>	Budget+Prop. Inc./Dec.	Available+Prop. Inc./Dec.
JPA - TRRP Special Revenue Fund - CIP-6710	0	-22,055



# City of Modesto

Project #: 101233

PRN - Dry Creek to TRRP Trail Connection



**City of Modesto: 2022-26 Capital Improvement Program**

**PRN - Dry Creek to TRRP Trail Connection**

**101233**  
**Capital Un-sponsored**

<i>Cost Center:</i> 39999	<i>Category:</i> Parks System	<i>Start Date:</i> 2020
<i>Hosting Fund:</i> Capital Grants - CIP Projects-3140	<i>Type Class:</i> General Improvements	<i>End Date:</i> 2025
<i>Element Listing:</i> Comm Svcs & Fac	<i>Area:</i> Within City	<i>Status:</i> Active
<i>Classification:</i> Improvements	<i>Manager:</i> Houx, Nathan G	<i>Const. Code:</i> New or Future

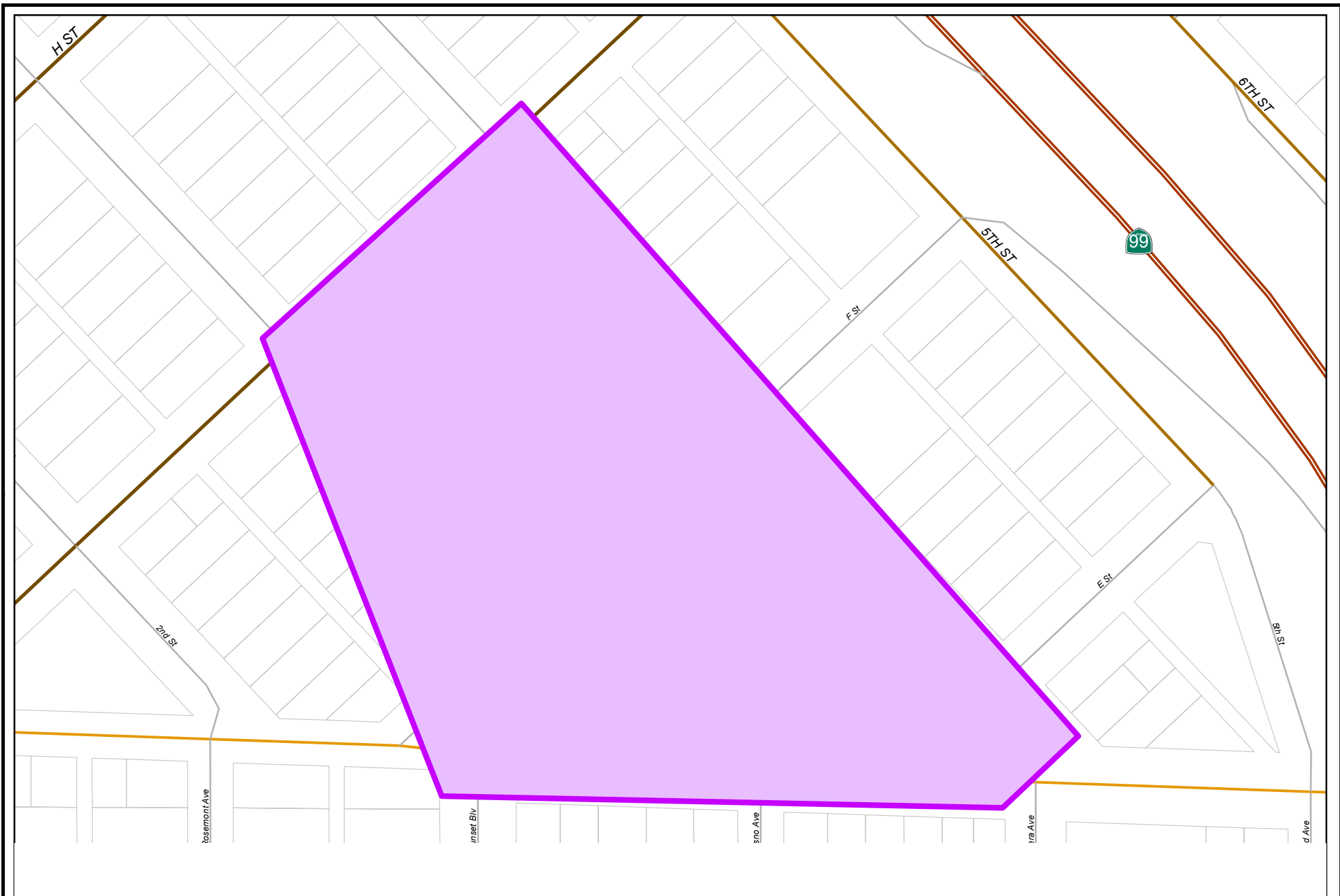
*Proj Desc:* This project is for the design and construction of the Dry Creek trail connection to TRRP adjacent to Morton Blvd.

*Proj Stat:* The design phase is anticipated to begin in 2023.

Revenues	Budget	Actuals+Commit	Available	Prop. Inc./Dec. for 21-22	Bud + Prop. Incr/Decr	Avail.+ Prop. Incr/Decr	22-23	23-24	24-25	25-26	Total Budgeted up to 2026
63460 Transfer In from Fund 3460	400,000	0	400,000	0	400,000	400,000	0	0	0	0	400,000
Revenue Totals:	400,000	0	400,000	0	400,000	400,000	0	0	0	0	400,000

Expenditures	Budget	Actual+Commit	Available	Prop. Inc./Dec. for 21-22	Budget+Prop. Inc./Dec.	Avail.+Prop. Inc./Dec.	22-23	23-24	24-25	25-26	Total Budgeted up to 2026
EDA Eng/Design/Admin	400,000	110	399,890	0	400,000	399,890	0	0	0	0	400,000
Expenditure Totals:	400,000	110	399,890	0	400,000	399,890	0	0	0	0	400,000

Fund Balance Required	Budget+Prop. Inc./Dec.	Available+Prop. Inc./Dec.
Capital Grants - CIP Projects-3140	0	-110



**City of Modesto**

Project #: 101276

PRN - Cesar E. Chavez Park Renovation Project



**City of Modesto: 2022-26 Capital Improvement Program**

**PRN - Cesar E. Chavez Park Renovation Project**

**101276**

**Capital Un-sponsored**

<i>Cost Center:</i> 39999	<i>Category:</i> Parks System	<i>Start Date:</i> 2020
<i>Hosting Fund:</i> Capital Grants - CIP Projects-3140	<i>Type Class:</i> General Improvements	<i>End Date:</i> 2023
<i>Element Listing:</i> Comm Svcs & Fac	<i>Area:</i> Within City	<i>Status:</i> New
<i>Classification:</i> Replacement	<i>Manager:</i> Houx, Nathan G	<i>Const. Code:</i> New or Future

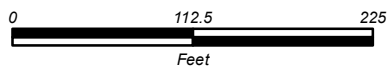
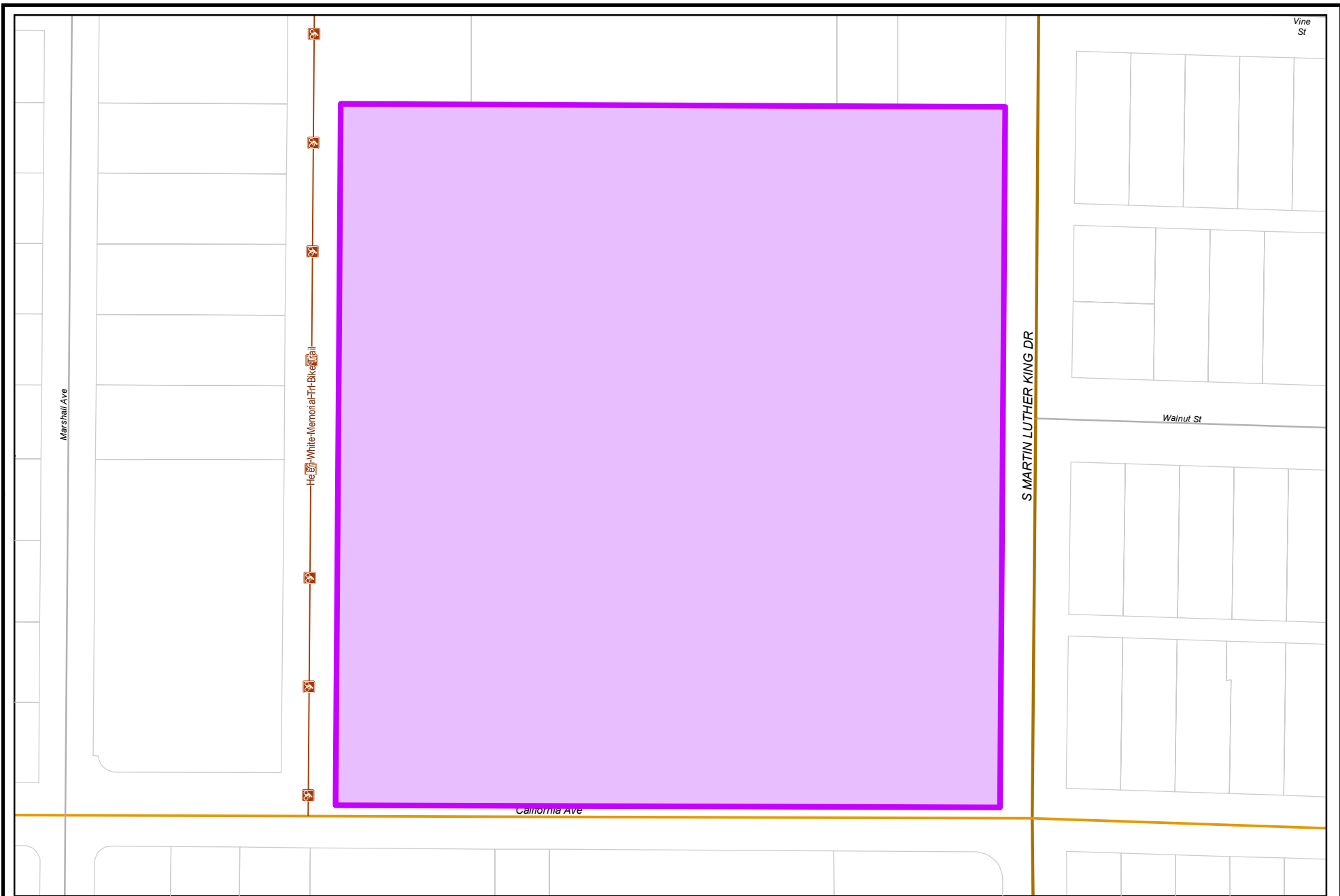
*Proj Desc:* The Cesar E. Chavez Park Renovation Project will provide a complete renovation of Cesar E. Chavez Park, including the construction a aquatics facility, skate plaza, building expansion, basketball court, soccer field, restroom, picnic area, landscaping, lighting, security cameras, walking paths and other general park amenities. This project is funded through the Statewide Park Development and Community Revitalization Program - Round 3 grant (Proposition 68).

*Proj Stat:* This project is currently in the design phase. Construction is expected to begin in 2022.

Revenues	Budget	Actuals+Commit	Available	Prop. Inc./Dec. for 21-22	Bud + Prop. Incr/Decr	Avail.+ Prop. Incr/Decr	22-23	23-24	24-25	25-26	Total Budgeted up to 2026
42213 Intergov - State - California State Parks	8,500,000	0	8,500,000	0	8,500,000	8,500,000	0	0	0	0	8,500,000
Revenue Totals:	8,500,000	0	8,500,000	0	8,500,000	8,500,000	0	0	0	0	8,500,000

Expenditures	Budget	Actual+Commit	Available	Prop. Inc./Dec. for 21-22	Budget+Prop. Inc./Dec.	Avail.+Prop. Inc./Dec.	22-23	23-24	24-25	25-26	Total Budgeted up to 2026
CA Construction Admin	534,514	0	534,514	0	534,514	534,514	0	0	0	0	534,514
CON Construction	6,681,416	0	6,681,416	0	6,681,416	6,681,416	0	0	0	0	6,681,416
CTGY-CIP Contingency - CIP	334,070	0	334,070	0	334,070	334,070	0	0	0	0	334,070
EDA Eng/Design/Admin	950,000	782,138	167,862	0	950,000	167,862	0	0	0	0	950,000
Expenditure Totals:	8,500,000	782,138	7,717,862	0	8,500,000	7,717,862	0	0	0	0	8,500,000

Fund Balance Required	Budget+Prop. Inc./Dec.	Available+Prop. Inc./Dec.
Capital Grants - CIP Projects-3140	0	-782,138



**City of Modesto**

Project #: 101288



CED - Public Facilities Improvement - Mellis Park Splash Pad Activity 1357



**City of Modesto: 2022-26 Capital Improvement Program**

**CED - Public Facilities Improvement-Mellis Park Splash Pad - Activity 1357**

**101288**

**Capital Un-sponsored**

<i>Cost Center:</i> 14999	<i>Category:</i> Parks System	<i>Start Date:</i>
<i>Hosting Fund:</i> Capital Grants - HUD CIP Projects-3170	<i>Type Class:</i> Miscellaneous	<i>End Date:</i>
<i>Element Listing:</i> Comm Dev	<i>Area:</i> Within City	<i>Status:</i> New
<i>Classification:</i> Improvements	<i>Manager:</i> Gonzalez, Juan C	<i>Const. Code:</i> New or Future

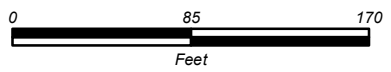

*Proj Desc:*

*Proj Stat:*

Revenues	Budget	Actuals+Commit	Available	Prop. Inc./Dec. for 21-22	Bud + Prop. Incr/Decr	Avail.+ Prop. Incr/Decr	22-23	23-24	24-25	25-26	Total Budgeted up to 2026
61130 Transfer In from Fund 1130	0	0	0	0	0	0	0	0	0	0	0
Revenue Totals:	0	0	0	0	0	0	0	0	0	0	0

Expenditures	Budget	Actual+Commit	Available	Prop. Inc./Dec. for 21-22	Budget+Prop. Inc./Dec.	Avail.+Prop. Inc./Dec.	22-23	23-24	24-25	25-26	Total Budgeted up to 2026
EDA (CDBG - 1357) Eng/Design/Admin	25,000	0	25,000	0	25,000	25,000	0	0	0	0	25,000
Expenditure Totals:	25,000	0	25,000	0	25,000	25,000	0	0	0	0	25,000

Fund Balance Required	Budget+Prop. Inc./Dec.	Available+Prop. Inc./Dec.
Capital Grants - HUD CIP Projects-3170	25,000	25,000



**City of Modesto**

Project #: 101294

PRN - Dryden Golf Course Clubhouse Renovation



**City of Modesto: 2022-26 Capital Improvement Program**

**PRN - Dryden Golf Course Clubhouse Renovation**

**101294**  
**Capital Un-sponsored**

<i>Cost Center:</i> 39999	<i>Category:</i> Parks System	<i>Start Date:</i> 2020
<i>Hosting Fund:</i> Golf Fund-4600	<i>Type Class:</i> Golf Enterprise	<i>End Date:</i> 2022
<i>Element Listing:</i> Comm Svcs & Fac	<i>Area:</i> Within City	<i>Status:</i> Active
<i>Classification:</i> Replacement	<i>Manager:</i> Houx, Nathan G	<i>Const. Code:</i> New or Future

*Proj Desc:* The Dryden Golf Course Clubhouse Renovation Project will rebuild the clubhouse damaged by a fire in August of 2020.

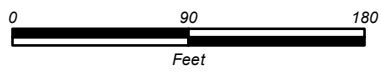
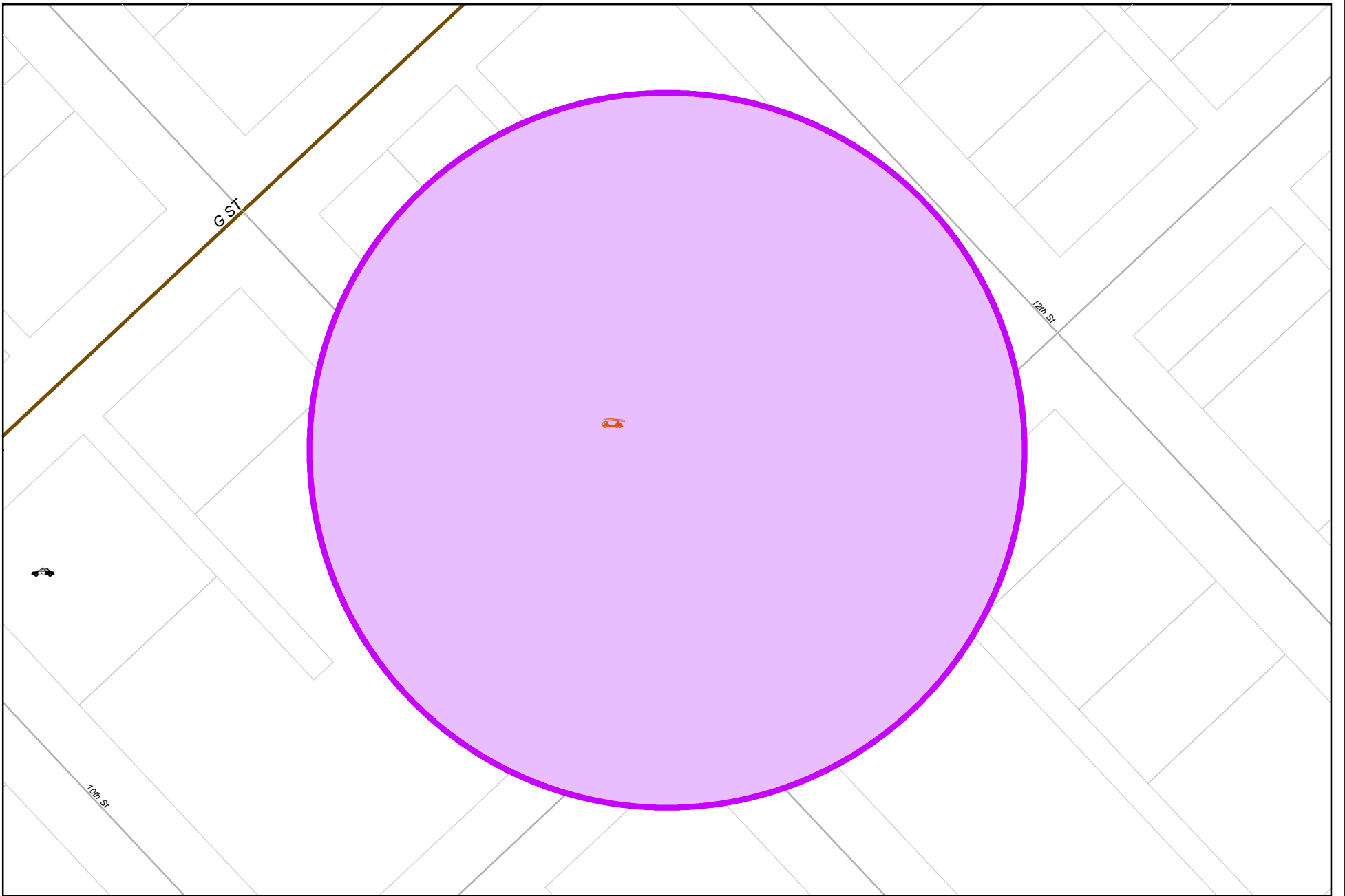
*Proj Stat:* The project design phase will begin in 2021. Construction is expected to begin in late 2021.

Revenues	Budget	Actuals+Commit	Available	Prop. Inc./Dec. for 21-22	Bud + Prop. Incr/Decr	Avail.+ Prop. Incr/Decr	22-23	23-24	24-25	25-26	Total Budgeted up to 2026
47005 Miscellaneous Revenue	225,000	250,000	-25,000	0	225,000	-25,000	0	0	0	0	225,000
Revenue Totals:	225,000	250,000	-25,000	0	225,000	-25,000	0	0	0	0	225,000

Expenditures	Budget	Actual+Commit	Available	Prop. Inc./Dec. for 21-22	Budget+Prop. Inc./Dec.	Avail.+Prop. Inc./Dec.	22-23	23-24	24-25	25-26	Total Budgeted up to 2026
OC Other Cost - CIP	350,000	104,209	245,791	0	350,000	245,791	0	0	0	0	350,000
Expenditure Totals:	350,000	104,209	245,791	0	350,000	245,791	0	0	0	0	350,000

Fund Balance Required	Budget+Prop. Inc./Dec.	Available+Prop. Inc./Dec.
Golf Fund-4600	125,000	270,791

THIS PAGE LEFT BLANK  
INTENTIONALLY



# City of Modesto

Project #: 101065

MFD - Station 1 Roof Replacement and Repainting



**City of Modesto: 2022-26 Capital Improvement Program**

**MFD - Station 1 Roof Replacement and Repainting**

**101065**

**Capital Un-sponsored**

<i>Cost Center:</i> s-18999	<i>Category:</i> Fire	<i>Start Date:</i>
<i>Hosting Fund:</i> Special Fund for Capital Outlay-3120	<i>Type Class:</i> Fire Department	<i>End Date:</i>
<i>Element Listing:</i> Public Safety	<i>Area:</i> Within City	<i>Status:</i> New
<i>Classification:</i> Replacement	<i>Manager:</i> Ernst, Alan Edward	<i>Const. Code:</i> New or Future

*Proj Desc:* Station 1, located at 610 11th Street, has a roof that is in need of immediate replacement. Several layers of roofing material have deteriorated over the years due to water damage causing leaks in multiple locations which has in-turn caused damage to the ceiling and flooring in areas. The exterior of the building is in need of new paint, with the old paint needing to be removed/abated.

*Proj Stat:* Project has been halted pending future plans for Fire Station 1.

Revenues	Budget	Actuals+Commit	Available	Prop. Inc./Dec. for 21-22	Bud + Prop. Incr/Decr	Avail.+ Prop. Incr/Decr	22-23	23-24	24-25	25-26	Total Budgeted up to 2026
60100 Transfer In from Fund 0100	337,850	337,850	0	0	337,850	0	0	0	0	0	337,850
<b>Revenue Totals:</b>	337,850	337,850	0	0	337,850	0	0	0	0	0	337,850

Expenditures	Budget	Actual+Commit	Available	Prop. Inc./Dec. for 21-22	Budget+Prop. Inc./Dec.	Avail.+Prop. Inc./Dec.	22-23	23-24	24-25	25-26	Total Budgeted up to 2026
Appr Unit D Transfers Out	236,500	45,000	191,500	0	236,500	191,500	0	0	0	0	236,500
CA Construction Admin	25,000	169	24,831	0	25,000	24,831	0	0	0	0	25,000
CON Construction	13,500	1,552	11,949	0	13,500	11,949	0	0	0	0	13,500
CTGY-CIP Contingency - CIP	25,000	0	25,000	0	25,000	25,000	0	0	0	0	25,000
EDA Eng/Design/Admin	37,850	36,152	1,698	0	37,850	1,698	0	0	0	0	37,850
<b>Expenditure Totals:</b>	337,850	82,872	254,978	0	337,850	254,978	0	0	0	0	337,850

<b>Fund Balance Required</b>	Budget+Prop. Inc./Dec.	Available+Prop. Inc./Dec.
Special Fund for Capital Outlay-3120	0	254,978

## **POLICE**

---

### **SYSTEM OVERVIEW**

The Police Department is charged with the maintenance of law and order and the protection of life and property. The Department accomplishes this by 24-hour response through three divisions: Field Operations, Investigations and Support Services. The Chief of Police provides for the Department's management and with the assistance of the Assistant Police Chief and three Division Police Captains oversees daily operations.

### **HIGHLIGHTS**

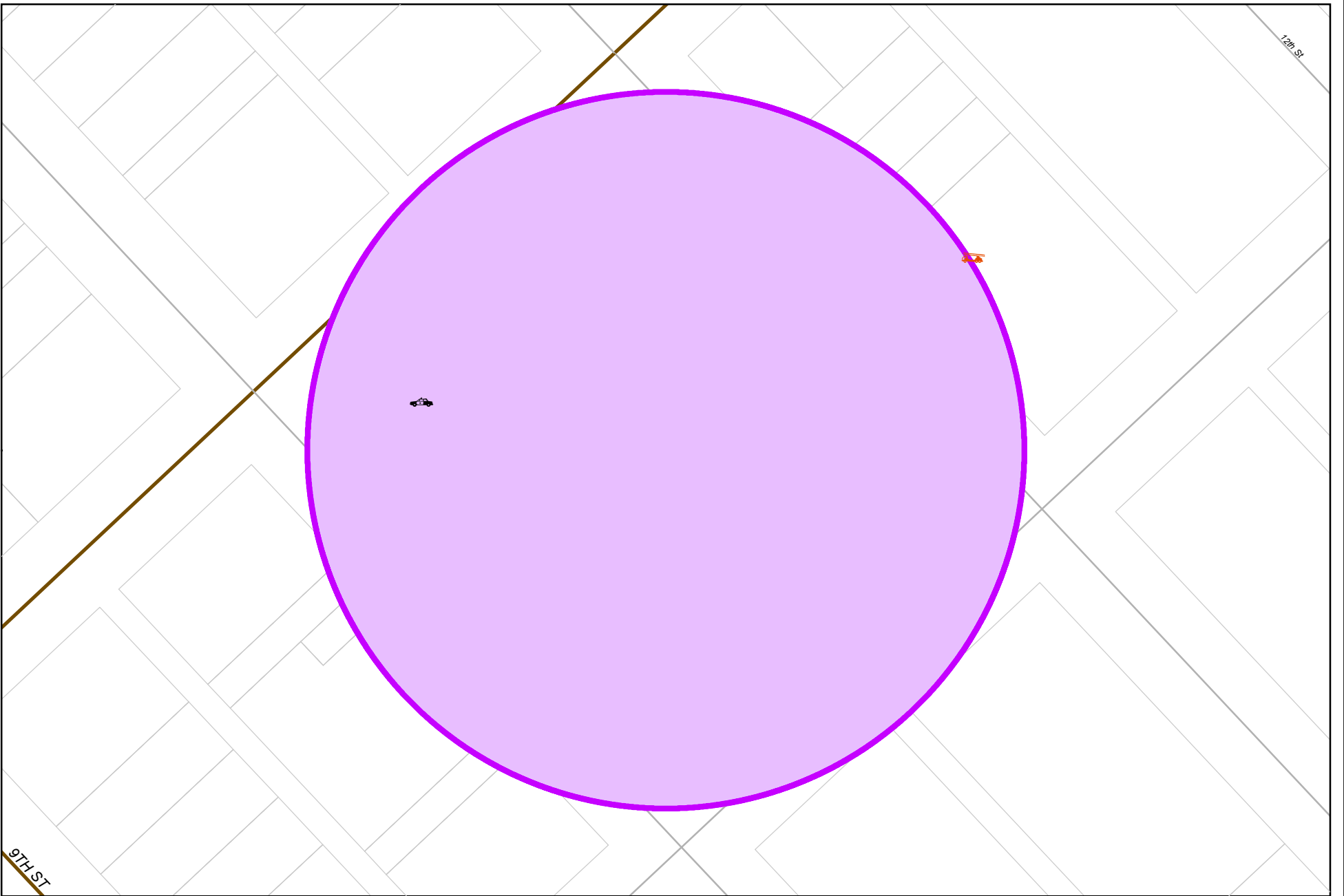
The Police Department has a critical parking shortage for both department vehicles and for on-street employee and customer parking. In addition, the Police Department would like to reestablish a capital project budget in order to complete the Burl G. Condit Modesto Police Department Training Center. This facility is used by law enforcement agencies, area colleges and others as a training facility not only for current officers but also for training the next generation of police officers.

### **POLICY ISSUES/UNMET NEEDS**

The Police Department has a critical parking shortage both for department vehicles and for on-street employee and customer parking. The impacts of several building projects in the downtown area are aggravating the parking problems surrounding the G.L. McKinsey Complex. Cost estimates – depending on the parking plan are very preliminary and no funding source has been identified. Federal funding sources continue to be explored to obtain nearby property and to deal with potential contamination problems that would need to be mitigated before any parking surfaces could be constructed. The cost of a multi-level parking structure, estimated at a minimum of \$15,000 per parking space, will be considerable and may be the only alternative if additional property near the G.L. McKinsey Complex is not available.

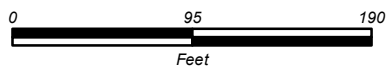
At the northeast corner of the G. L. McKinsey Police Complex, the former Police Vehicle Maintenance Shop was slated to be converted to a property and evidence facility. However, preliminary inspection of the building has found several structural and contamination problems that will have to be mitigated to make the move possible. Preliminary engineering surveys indicate that renovations costs may be more than expected and the rebuilding of the entire facility may be a better alternative than altering the building to suit the City's needs. Currently, no funding has been identified to either renovate the site or to construct a new facility.

The Police Department would like to reestablish a capital project budget in order to complete the Sgt. Burl G. Condit - Modesto Police Department - Training Center. This facility is used by law enforcement agencies, area colleges and others as a training facility not only for current officers but also for training the next generation of police officers. Project Scope includes paving of the facility roads; construction of a multipurpose building/gym for perishable skills training; construction of a non-live fire shoot house/dynamic training building; Emergency Vehicle Operations Course (EVOC) training site; Obstacle Course for SWAT Team.



9TH ST

12TH ST



# City of Modesto

Project #: 100994

MPD - Real Time Crime Center Dashboard Solution



**City of Modesto: 2022-26 Capital Improvement Program**

**MPD - Real Time Crime Center Dashboard Solution**

**100994**  
**Capital Un-sponsored**

<i>Cost Center:</i> 19999	<i>Category:</i> Police	<i>Start Date:</i>
<i>Hosting Fund:</i> Special Fund for Capital Outlay-3120	<i>Type Class:</i> Information Technology	<i>End Date:</i>
<i>Element Listing:</i> Public Safety	<i>Area:</i> Within City	<i>Status:</i> New
<i>Classification:</i> Improvements	<i>Manager:</i> Carroll, Galen	<i>Const. Code:</i> New or Future

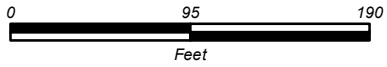
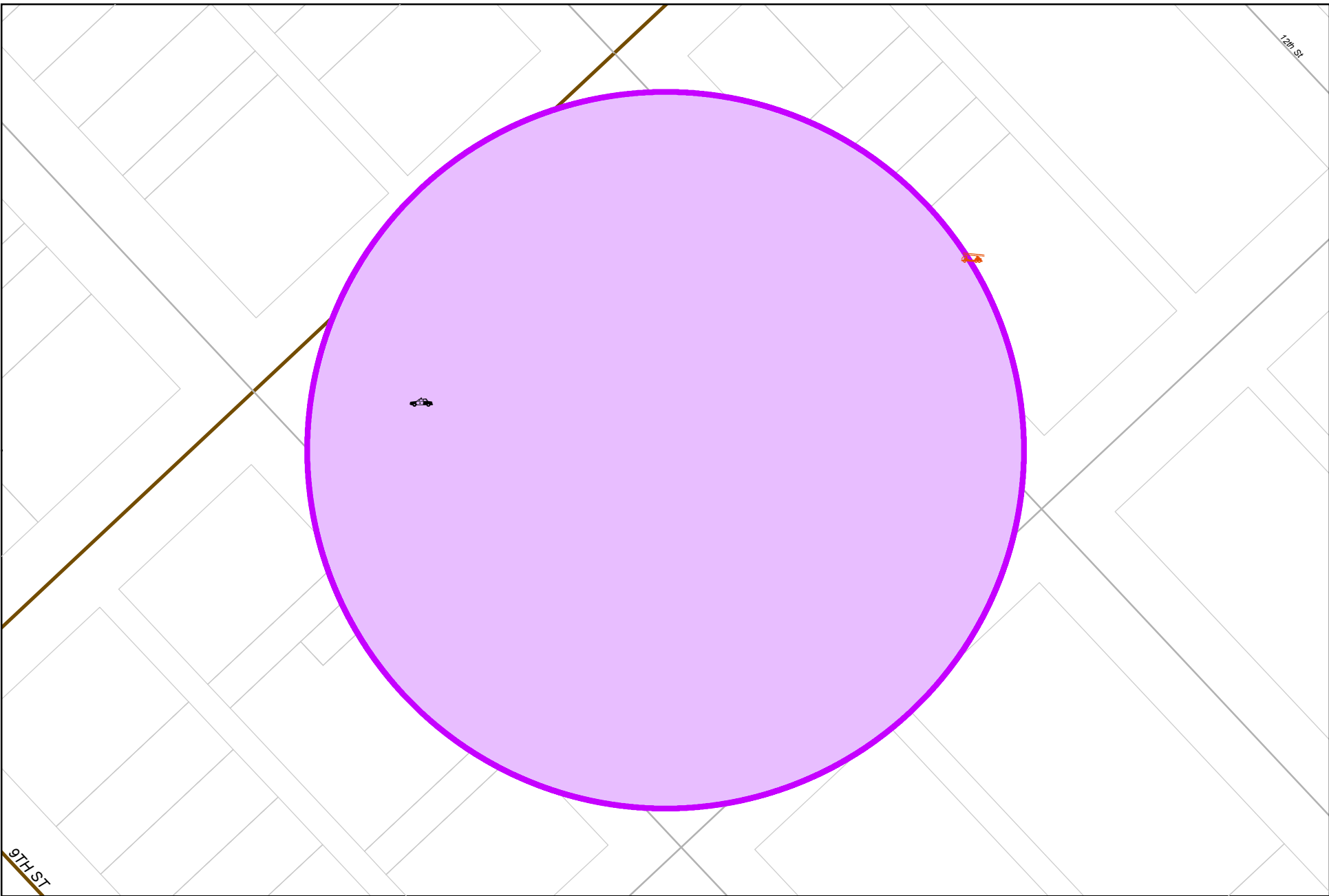
*Proj Desc:*

*Proj Stat:*

Revenues	Budget	Actuals+Commit	Available	Prop. Inc./Dec. for 21-22	Bud + Prop. Incr/Decr	Avail.+ Prop. Incr/Decr	22-23	23-24	24-25	25-26	Total Budgeted up to 2026
60100 Transfer In from Fund 0100	167,217	167,217	0	0	167,217	0	0	0	0	0	167,217
Revenue Totals:	167,217	167,217	0	0	167,217	0	0	0	0	0	167,217

Expenditures	Budget	Actual+Commit	Available	Prop. Inc./Dec. for 21-22	Budget+Prop. Inc./Dec.	Avail.+Prop. Inc./Dec.	22-23	23-24	24-25	25-26	Total Budgeted up to 2026
CC Consultant Charges	135,004	125,500	9,504	0	135,004	9,504	0	0	0	0	135,004
EA Equip Acquisition	32,213	24,694	7,519	0	32,213	7,519	0	0	0	0	32,213
Expenditure Totals:	167,217	150,194	17,023	0	167,217	17,023	0	0	0	0	167,217

Fund Balance Required	Budget+Prop. Inc./Dec.	Available+Prop. Inc./Dec.
Special Fund for Capital Outlay-3120	0	17,023



**City of Modesto**

Project #: 101028

MPD - Records Management System Upgrade



**City of Modesto: 2022-26 Capital Improvement Program**

**MPD - Records Management System Upgrade**

**101028**

**Capital Un-sponsored**

<i>Cost Center:</i> 19999	<i>Category:</i> Police	<i>Start Date:</i>
<i>Hosting Fund:</i> Special Fund for Capital Outlay-3120	<i>Type Class:</i> Information Technology	<i>End Date:</i>
<i>Element Listing:</i> Public Safety	<i>Area:</i> System Wide	<i>Status:</i> New
<i>Classification:</i> Replacement	<i>Manager:</i> Carroll, Galen	<i>Const. Code:</i> New or Future

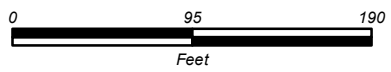
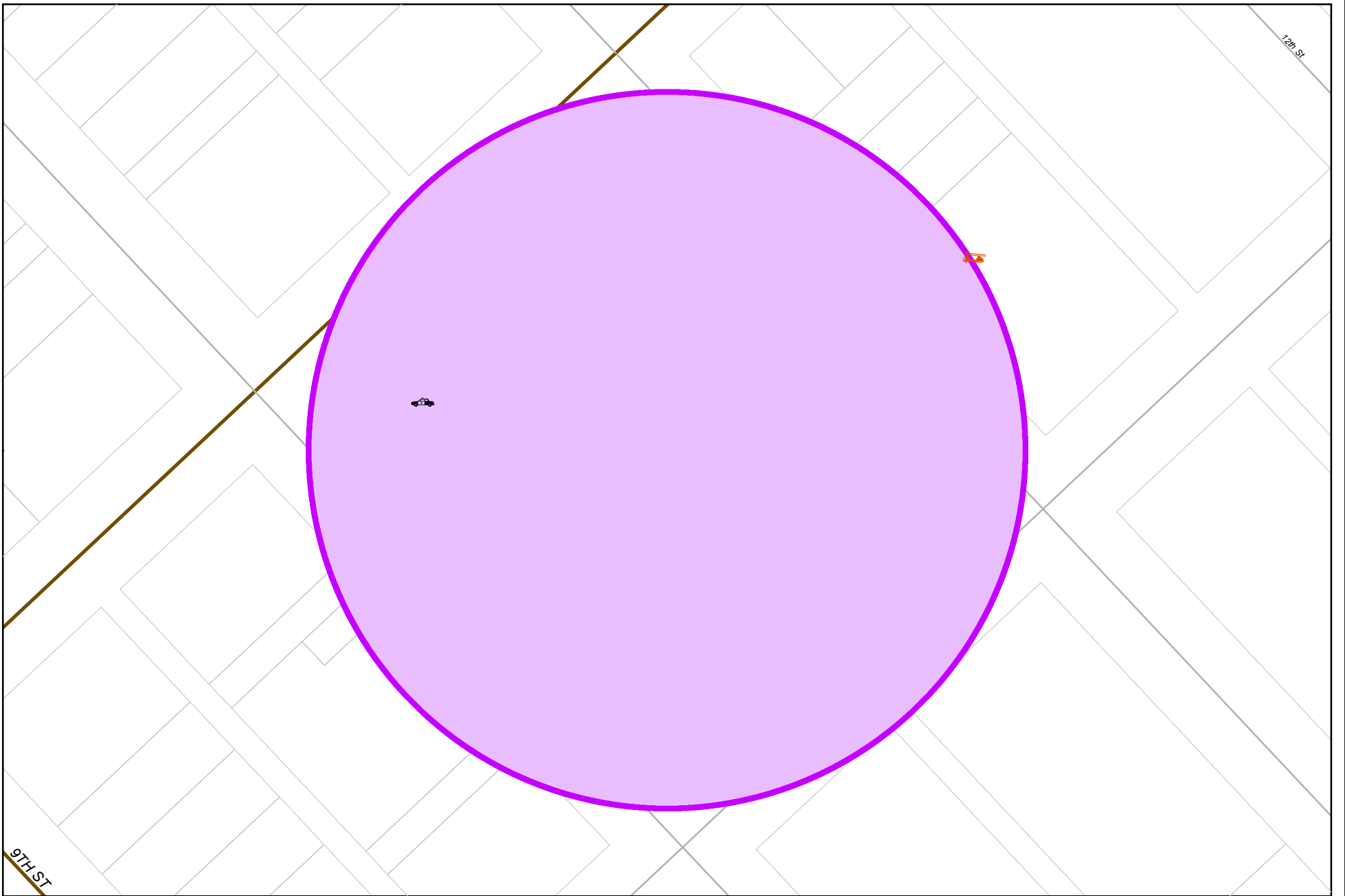
*Proj Desc:* This project provides funding for the upgrade of the Police Department's Records Management System. The current system has limited in-house functionality and no viable in-field functionality for patrol personnel (a.k.a. field-based reporting). Furthermore, the current RMS is not Windows 10 compatible and, if no action is taken, MPD may not have a supported RMS when migration to Windows 10 is required later this year. Upgrade of the system will resolve these issues, as well as provide for the elimination of redundant steps currently required for creating and processing police reports, providing a great opportunity to enhance business process and gain operational efficiency.

*Proj Stat:* The Police Department is working with the vendor to bring the new system online.

Revenues	Budget	Actuals+Commit	Available	Prop. Inc./Dec. for 21-22	Bud + Prop. Incr/Decr	Avail.+ Prop. Incr/Decr	22-23	23-24	24-25	25-26	Total Budgeted up to 2026
60100 Transfer In from Fund 0100	372,164	372,164	0	0	372,164	0	0	0	0	0	372,164
61340 Transfer In from Fund 1340	210,038	0	210,038	0	210,038	210,038	0	0	0	0	210,038
<b>Revenue Totals:</b>	<b>582,202</b>	<b>372,164</b>	<b>210,038</b>	<b>0</b>	<b>582,202</b>	<b>210,038</b>	<b>0</b>	<b>0</b>	<b>0</b>	<b>0</b>	<b>749,419</b>

Expenditures	Budget	Actual+Commit	Available	Prop. Inc./Dec. for 21-22	Budget+Prop. Inc./Dec.	Avail.+Prop. Inc./Dec.	22-23	23-24	24-25	25-26	Total Budgeted up to 2026
CC Consultant Charges	582,202	582,201	1	0	582,202	1	0	0	0	0	582,202
<b>Expenditure Totals:</b>	<b>582,202</b>	<b>582,201</b>	<b>1</b>	<b>0</b>	<b>582,202</b>	<b>1</b>	<b>0</b>	<b>0</b>	<b>0</b>	<b>0</b>	<b>582,202</b>

Fund Balance Required	Budget+Prop. Inc./Dec.	Available+Prop. Inc./Dec.
Special Fund for Capital Outlay-3120	0	-210,037



# City of Modesto

Project #: 101034

MPD - HVAC Systems Replacement



**City of Modesto: 2022-26 Capital Improvement Program**

**MPD - HVAC Systems Replacement - Suspended**

**101034**

**Capital Un-sponsored**

<i>Cost Center:</i> 19999	<i>Category:</i> Police	<i>Start Date:</i>
<i>Hosting Fund:</i> Special Fund for Capital Outlay-3120	<i>Type Class:</i> Police	<i>End Date:</i>
<i>Element Listing:</i> Public Safety	<i>Area:</i> Within City	<i>Status:</i> New
<i>Classification:</i> Replacement	<i>Manager:</i> Carroll, Galen	<i>Const. Code:</i> New or Future

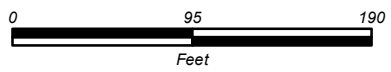
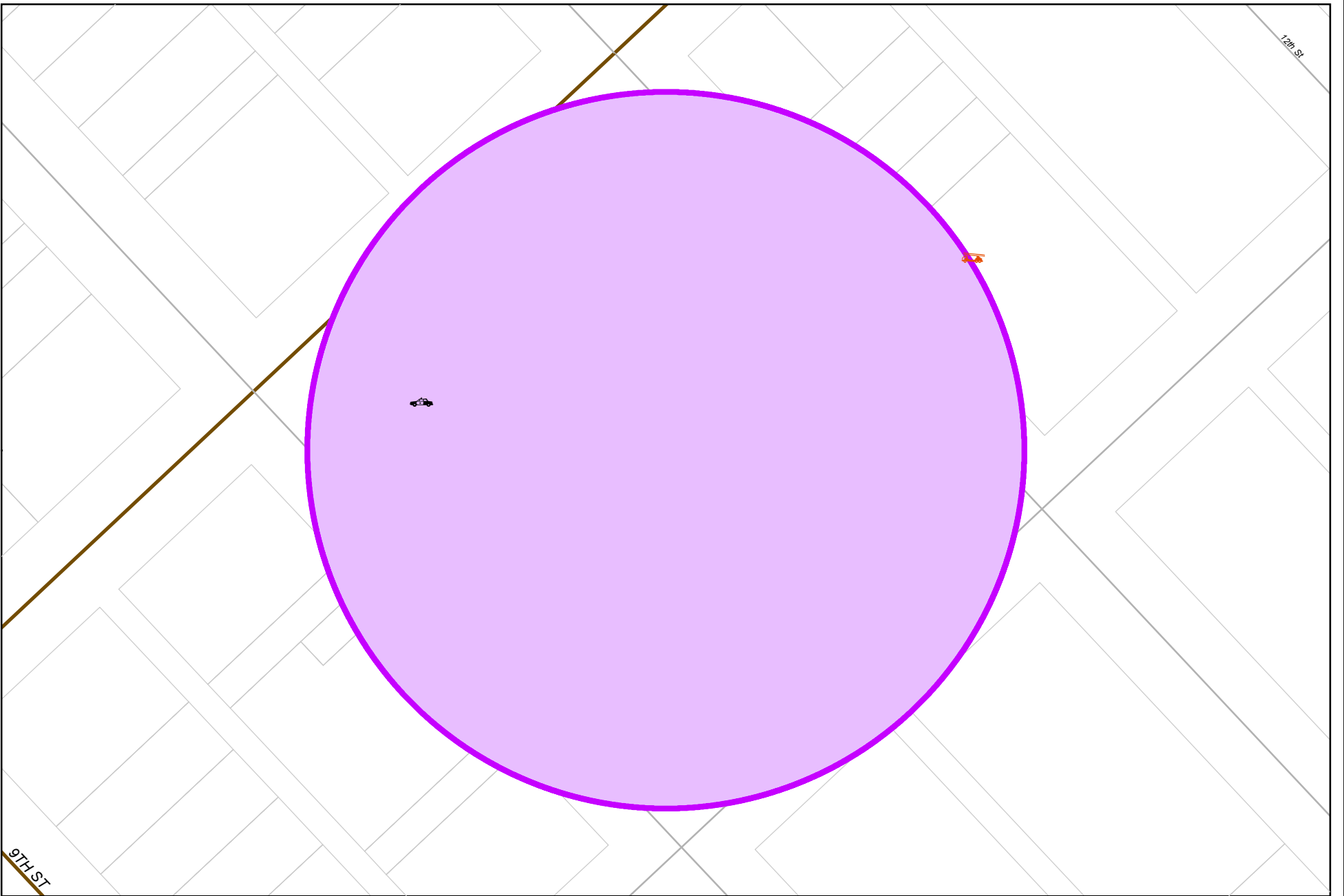
*Proj Desc:* This project will provide the necessary funding for cost associated with the Engineering Design and Administration, as well as the purchase, installation and configuration of a new HVAC system for the Police Department Administration building, as well as other related work.

*Proj Stat:* Project is anticipated to be completed by end of FY 18/19.

Revenues	Budget	Actuals+Commit	Available	Prop. Inc./Dec. for 21-22	Bud + Prop. Incr/Decr	Avail.+ Prop. Incr/Decr	22-23	23-24	24-25	25-26	Total Budgeted up to 2026
60100 Transfer In from Fund 0100	924,736	924,736	0	0	924,736	0	0	0	0	0	924,736
<b>Revenue Totals:</b>	924,736	924,736	0	0	924,736	0	0	0	0	0	924,736

Expenditures	Budget	Actual+Commit	Available	Prop. Inc./Dec. for 21-22	Budget+Prop. Inc./Dec.	Avail.+Prop. Inc./Dec.	22-23	23-24	24-25	25-26	Total Budgeted up to 2026
CA Construction Admin	31,191	18,759	12,432	0	31,191	12,432	0	0	0	0	31,191
CON Construction	779,770	779,770	0	0	779,770	0	0	0	0	0	779,770
CTGY-CIP Contingency - CIP	77,977	68,526	9,451	0	77,977	9,451	0	0	0	0	77,977
EDA Eng/Design/Admin	35,798	33,471	2,327	0	35,798	2,327	0	0	0	0	35,798
<b>Expenditure Totals:</b>	924,736	900,526	24,210	0	924,736	24,210	0	0	0	0	924,736

<b>Fund Balance Required</b>	Budget+Prop. Inc./Dec.	Available+Prop. Inc./Dec.
Special Fund for Capital Outlay-3120	0	24,210



# City of Modesto

Project #: 101087

MPD - OPS HVAC Replacement



**City of Modesto: 2022-26 Capital Improvement Program**

**MPD - OPS HVAC Replacement**

**101087**  
**Capital Un-sponsored**

<i>Cost Center:</i> 19999	<i>Category:</i> Police	<i>Start Date:</i>
<i>Hosting Fund:</i> Special Fund for Capital Outlay-3120	<i>Type Class:</i> Police	<i>End Date:</i>
<i>Element Listing:</i> Public Safety	<i>Area:</i> System Wide	<i>Status:</i> New
<i>Classification:</i> Replacement	<i>Manager:</i> Carroll, Galen	<i>Const. Code:</i> New or Future

*Proj Desc:* This project will provide the necessary funding for cost associated with the Engineering Design and Administration, as well as the purchase, installation and configuration of a new HVAC system for the Police Department Field Operation (Patrol) building, as well as other related work.

*Proj Stat:* Project is anticipated to be completed by end of FY 18/19.

Revenues	Budget	Actuals+Commit	Available	Prop. Inc./Dec. for 21-22	Bud + Prop. Incr/Decr	Avail.+ Prop. Incr/Decr	22-23	23-24	24-25	25-26	Total Budgeted up to 2026
60100 Transfer In from Fund 0100	959,346	959,346	0	0	959,346	0	0	0	0	0	959,346
<b>Revenue Totals:</b>	<b>959,346</b>	<b>959,346</b>	<b>0</b>	<b>0</b>	<b>959,346</b>	<b>0</b>	<b>0</b>	<b>0</b>	<b>0</b>	<b>0</b>	<b>959,346</b>

Expenditures	Budget	Actual+Commit	Available	Prop. Inc./Dec. for 21-22	Budget+Prop. Inc./Dec.	Avail.+Prop. Inc./Dec.	22-23	23-24	24-25	25-26	Total Budgeted up to 2026
CA Construction Admin	77,029	7,087	69,942	0	77,029	69,942	0	0	0	0	77,029
CON Construction	770,288	770,288	0	0	770,288	0	0	0	0	0	770,288
CTGY-CIP Contingency - CIP	77,029	51,845	25,184	0	77,029	25,184	0	0	0	0	77,029
EDA Eng/Design/Admin	35,000	23,127	11,873	0	35,000	11,873	0	0	0	0	35,000
<b>Expenditure Totals:</b>	<b>959,346</b>	<b>852,347</b>	<b>106,999</b>	<b>0</b>	<b>959,346</b>	<b>106,999</b>	<b>0</b>	<b>0</b>	<b>0</b>	<b>0</b>	<b>959,346</b>

<b>Fund Balance Required</b>	Budget+Prop. Inc./Dec.	Available+Prop. Inc./Dec.
Special Fund for Capital Outlay-3120	0	106,999

## **STORM DRAINAGE**

---

### **SYSTEM OVERVIEW**

The City of Modesto's storm drainage is designed to manage storm water runoff, while meeting federal National Pollutant Discharge Elimination System (NPDES) stormwater requirements. Operations, maintenance, and capital project funding for the storm drainage system is provided through rate revenues received from City residential, commercial, and industrial customers.

This system uses two systems to manage storm water runoff: rockwells and gravity storm drain systems. Rockwells receive approximately 60% of the City's storm water runoff while the positive storm drain system collects the remaining 40%.

A system of approximately 10,500 rockwells provide the primary drainage for many of the older portions of the City. A rockwell is a shallow well, drilled 25-50 feet deep, and filled with rock. Rockwells receive stormwater and other runoff water from a catch basin located in the street gutter. Runoff percolates from the rockwells into coarse sand layers in the soil over a period of 24 to 48 hours.

Gravity storm drains serve the remainder of the City. Gravity storm drainage systems collect runoff into catch basins; convey it through pipelines to the Tuolumne River, Dry Creek, MID canals or retention/detention basins. This system contains 25 storm water lift stations and 23 retention/detention basins.

Federal NPDES stormwater regulations require the City to maintain a comprehensive inventory, monitoring, and management program to reduce the discharge of pollutants in stormwater runoff to receiving waters (streams, rivers, and creeks). The City complied with this regulation and received an initial NPDES Permit from the state in June 1994. Since 1994, the City has been working with the Central Valley Regional Water Quality Control Board (RWQCB) in managing and permitting stormwater discharges into receiving waters and shallow groundwater aquifers from rockwells.

### **HIGHLIGHTS**

Storm drainage for new development has been funded through Capital Facilities Districts (CFDs) or by developers. A future Storm Drainage Master Plan will be developed to guide future storm drain planning and system analysis in conjunction with future development. It will also provide a plan for correcting existing deficiencies.

The City's current NPDES Storm Water General Permit was issued by the RWQCB in October 2016 and shall expire in September 2021.

## MAJOR ACCOMPLISHMENTS

- City Collections crew continue to install new horizontal drainage systems and drywells in street flooding-prone areas throughout Modesto.
- Completion of the Area 2 Storm Drain Cross Connection Removal – Roosevelt Park



- Completion of Stanislaus Multi-Agency Regional Stormwater Resource Plan
- Award of \$10M State Proposition 1 grant for Area 2 Storm Drain Cross Connection Removal – JM Pike Park
- Future storm drain projects to be pursued for grant funding:
  - 9<sup>th</sup> Street Storm Drainage Basin (near Needham overpass)
  - Conversion of Detention Basin to Retention Basins

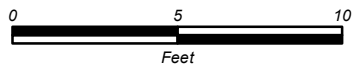

## **POLICY ISSUES**

The storm drainage system serves as an integral component of the City's economic development plan. The City's rockwell system requires extensive on-going maintenance and needs major upgrades to prevent localized flooding and resulting asphalt damage. Older rockwell structures were not designed to handle solids and are easily plugged with leaves and debris. While the City has had limited success with local improvements, an increase in Storm Drain funding will be needed to keep up with system failures and meet regulatory requirements. Storm Drain rates have not changed since 1995 when they were reduced by 5%. Over time, the cost of providing storm drainage maintenance has increased and the City has grown in size. Without an increase, the City will be unable to provide adequate system maintenance and prevent localized flooding. It should be noted that the cost of meeting storm drain needs, in some areas, is being met through CFD funding

Due to funding limitations, City staff has been proactive in developing alternative, cost-effective ways to address the localized flooding and water quality issues. Operations staff has been replacing rockwells with a new drywell system that has improved solids handling and storage. The Stormwater Collections crews have been installing these systems for over three years with great success. The Stormwater crews also recently installed a new type of underground detention basin which has exciting potential. This system has the same solids handling characteristics as the drywells but creates a very large underground stormwater storage area that is capable of handling areas with larger volumes of runoff.

The regulatory environment continues to change. The current regulatory environment is shifting to increased requirements for Low Impact Development (LID) type systems for municipal run-off. The irony is Modesto's rockwell system meets these requirements and areas of the City current served by pipelines may need to incorporate LID elements. However, due to the failings of the rockwell system, this system still needs to be upgraded to improve performance and eliminate flooding.

On April 7, 2015, the State Water Resources Control Board adopted documents, collectively referred to as "the Trash Amendments," with the objective of providing statewide consistency for the protection of aquatic life and public health beneficial uses, and reducing environmental issues associated with trash in state waters, while focusing limited resources on high trash generating areas. The Trash Amendments apply to all agencies permitted under the General Municipal Separate Storm Sewer System Permit, such as the City of Modesto. The Trash Amendments prohibit the discharge of trash to surface waters of the State and the deposition of trash where it may be discharged into surface waters of the State. The City must develop a plan and implement projects to remove trash collection from the storm drain system.



**City of Modesto**

Project #: 100696

UPP - Master Plan Storm Drain



**City of Modesto: 2022-26 Capital Improvement Program**

**UTL - Master Plan Storm Drain**

**100696**

**Capital Un-sponsored**

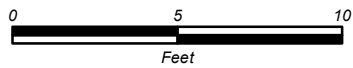

<i>Cost Center:</i> 49999	<i>Category:</i> Storm Drainage	<i>Start Date:</i> 2016
<i>Hosting Fund:</i> Storm Drainage Fund-4480	<i>Type Class:</i> Storm Drainage	<i>End Date:</i> 2020
<i>Element Listing:</i> Comm Svcs & Fac	<i>Area:</i> System Wide	<i>Status:</i> Active
<i>Classification:</i> Improvements	<i>Manager:</i> Bond, Jack R	<i>Const. Code:</i> Not Awarded

*Proj Desc:* This project will develop the system wide Storm Drain Master Plan (SDMP), trash ordinance requirement and complete the associated environmental review (CEQA). This plan will be used for future planning and system analysis in conjunction with the review of ongoing capital improvements and private development. Initial elements to be conducted include storm system flow monitoring of river discharges, analysis of existing basin capacity and related information needs necessary to support development of an SDMP.

*Proj Stat:* Effort will be evaluated.

Expenditures	Budget	Actual+Commit	Available	Prop. Inc./Dec. for 21-22	Budget+Prop. Inc./Dec.	Avail.+Prop. Inc./Dec.	22-23	23-24	24-25	25-26	Total Budgeted up to 2026
EDA Eng/Design/Admin	741,384	105,696	635,688	0	741,384	635,688	0	0	0	0	741,384
<b>Expenditure Totals:</b>	741,384	105,696	635,688	0	741,384	635,688	0	0	0	0	741,384

<b>Fund Balance Required</b>	Budget+Prop. Inc./Dec.	Available+Prop. Inc./Dec.
Storm Drainage Fund-4480	741,384	635,688



# City of Modesto

Project #: 100845

UTL - Bowen, Johansen, Naraghi and Orchard Storm Lift Station Improvements



**City of Modesto: 2022-26 Capital Improvement Program**

**UTL - Bowen, Johansen, Naraghi and Orchard Storm Lift Station Improvements  
(Suspended)**

**100845**

**Capital Un-sponsored**

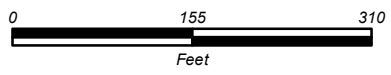
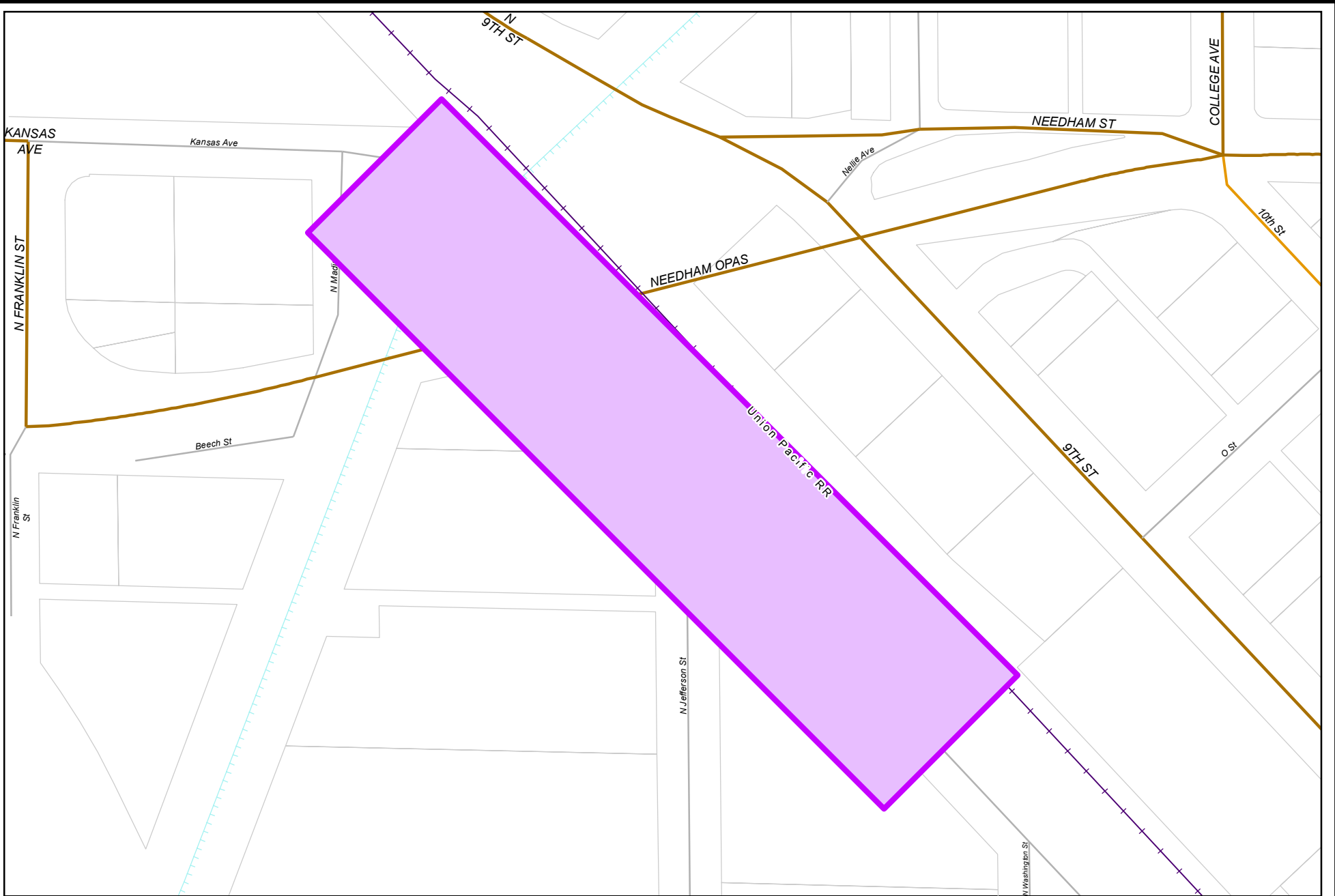
<i>Cost Center:</i> 49999	<i>Category:</i> Storm Drainage	<i>Start Date:</i> 2018
<i>Hosting Fund:</i> Storm Drainage Fund-4480	<i>Type Class:</i> Storm Drainage	<i>End Date:</i> 2020
<i>Element Listing:</i> Comm Svcs & Fac	<i>Area:</i> Within City	<i>Status:</i> Active
<i>Classification:</i> Improvements	<i>Manager:</i> Ciotau, Cristian C	<i>Const. Code:</i> Construction Completed

*Proj Desc:* This project will provide electrical and control upgrades to several storm drain pump stations within the City. The storm drain pump stations have outdated controls and electrical panels resulting in inefficient power usage. Additionally the age of the equipment makes it difficult for the City's electrical technicians to replace components.

*Proj Stat:* Under Warranty

Expenditures	Budget	Actual+Commit	Available	Prop. Inc./Dec. for 21-22	Budget+Prop. Inc./Dec.	Avail.+Prop. Inc./Dec.	22-23	23-24	24-25	25-26	Total Budgeted up to 2026
CA Construction Admin	146,416	138,541	7,875	0	146,416	7,875	0	0	0	0	146,416
CON Construction	1,126,510	1,126,510	0	0	1,126,510	0	0	0	0	0	1,126,510
CTGY-CIP Contingency - CIP	90,121	55,319	34,802	0	90,121	34,802	0	0	0	0	90,121
EDA Eng/Design/Admin	94,843	79,579	15,264	0	94,843	15,264	0	0	0	0	94,843
<b>Expenditure Totals:</b>	<b>1,457,890</b>	<b>1,399,950</b>	<b>57,940</b>	<b>0</b>	<b>1,457,890</b>	<b>57,940</b>	<b>0</b>	<b>0</b>	<b>0</b>	<b>0</b>	<b>1,457,890</b>

<b>Fund Balance Required</b>	Budget+Prop. Inc./Dec.	Available+Prop. Inc./Dec.
Storm Drainage Fund-4480	1,457,890	57,940



**City of Modesto**

Project #: 100928

UTL - Ninth Street Storm Drain Basin



**City of Modesto: 2022-26 Capital Improvement Program**

**UTL - Ninth Street Storm Drain Basin**

**100928**

**Capital Un-sponsored**

<i>Cost Center:</i> 49999	<i>Category:</i> Storm Drainage	<i>Start Date:</i> 2018
<i>Hosting Fund:</i> Storm Drainage Fund-4480	<i>Type Class:</i> Storm Drainage	<i>End Date:</i> 2022
<i>Element Listing:</i> Comm Svcs & Fac	<i>Area:</i> Within City	<i>Status:</i> New
<i>Classification:</i> Improvements	<i>Manager:</i> Ciotau, Cristian C	<i>Const. Code:</i> To be Closed

*Proj Desc:* This project will construct a storm drain basin and pump station on Ninth Street, under the Kansas-Needham overpass.

*Proj Stat:* Design complete, construction pending funding.

Expenditures	Budget	Actual+Commit	Available	Prop. Inc./Dec. for 21-22	Budget+Prop. Inc./Dec.	Avail.+Prop. Inc./Dec.	22-23	23-24	24-25	25-26	Total Budgeted up to 2026
CA Construction Admin	120,000	327	119,673	0	120,000	119,673	0	0	0	0	120,000
CON Construction	1,360,000	0	1,360,000	0	1,360,000	1,360,000	0	0	0	0	1,360,000
CTGY-CIP Contingency - CIP	136,000	0	136,000	0	136,000	136,000	0	0	0	0	136,000
EDA Eng/Design/Admin	190,000	147,413	42,587	0	190,000	42,587	0	0	0	0	190,000
<b>Expenditure Totals:</b>	<b>1,806,000</b>	<b>147,740</b>	<b>1,658,260</b>	<b>0</b>	<b>1,806,000</b>	<b>1,658,260</b>	<b>0</b>	<b>0</b>	<b>0</b>	<b>0</b>	<b>1,806,000</b>

<b>Fund Balance Required</b>	Budget+Prop. Inc./Dec.	Available+Prop. Inc./Dec.
Storm Drainage Fund-4480	1,806,000	1,658,260

## TRANSPORTATION FACILITIES

---

### SYSTEM OVERVIEW

The Transportation Facilities portion of the CIP provides projects that maintain, upgrade and expand the City's system of streets, bridges, traffic control devices, street lighting and sidewalks.

The City currently maintains 634 center lane miles of streets consisting of 121 million square feet of pavement surface area. The replacement cost for the City's streets is estimated at \$979 million in today's dollars. The City is also responsible for 22 bridge structures (14 of which are canal crossings), three pedestrian crossings of waterways, and three pedestrian crossings over streets. In addition, the City also maintains the bridge decks and pavement markings on another 13 structures that cross State Route 99 in the City's jurisdiction.

Design, construction, maintenance, and rehabilitation of traffic signals, roundabouts, sign and pavement markings are also City responsibilities. The City maintains 233 traffic signals, 12,387 street lights, 43 flashing beacons, 21 lighted crosswalks, 32 school flashing beacons, 7 warning beacons, 6 crosswalk beacons, 6 communication hubs, 18 roundabouts and 29,673 traffic signs. The signals Modesto maintains include 173 in Modesto, 52 for Stanislaus County, and 8 for Riverbank.

Developers typically construct new residential and collector streets. The right-of-way is dedicated to the City once construction is complete. Major streets with right-of-way requirements greater than 80' total width are the shared responsibility of the fronting landowner and the City, with the property owner responsible for the first 40' of right-of-way improvements and the City responsible for the remainder. The City share is normally funded through Capital Facilities Fees (CFF). Expressway improvements are funded by CFF funds and the property owner is reimbursed for any right-of-way needed for an expressway.



**Reconstructed Coffee/Claratina Roundabout**



## MEASURE L

In November of 2016, Stanislaus County voters approved Measure L, a county-wide, 0.5% sales tax for transportation purposes. The tax went into effect in April of 2017 and is estimated to generate \$960M over its 25-year life span. The City of Modesto receives roughly \$9M per year for street maintenance and local projects. The Measure also includes \$269M for regional projects such as SR-132, North County Corridor, the SR-99/Briggsmore Ave. Interchange and the SR-99/Standiford Interchange.

## UTILIZATION OF REGIONAL MEASURE L FUNDS

In May of 2017, utilizing CFF and regional Measure L funds, the City began the design and right of way acquisition phases of the State Route 132 West Freeway/Expressway Phase 1 project. Design was completed and construction began in December, 2019. This project is nearly four miles in length and will include the construction of a two-lane (one lane in each direction) facility connecting Needham Street to Dakota Avenue. It includes four bridge crossings at SR-99, Emerald Ave., Carpenter Rd and Rosemore Ave.



The project is funded with a complex matrix of funding sources including a \$21M Trade Corridor Enhancement grant from the State SB-1 program, a \$9M TIGER grant from the USDOT, \$43M of Regional Measure L funds, \$40M of State Transportation Improvement Program (STIP) funds and other state, federal and local funds. Construction is anticipated to be complete in 2022.

### **TRANSPORTATION ENGINEERING DESIGN**

Transportation dollars are used and managed across various divisions and departments within the City. Current needs have been identified that greatly exceed available funding, thus a comprehensive plan is needed to provide a look ahead to see how to maximize use of available transportation funding. In FY19/20, a **5-Year Measure L Plan** was prepared to identify, evaluate and prioritize the City's Measure L local funded projects for Fiscal Year 2019-20 through 2023-24. In general, the plan describes and prioritizes various Measure L-funded Capital Improvement Projects and Programs to best ensure the City maintains a safe and reliable transportation system.

Several projects were completed in FY20/21, including:

**The Tully Road Pavement Rehabilitation Project** was completed in 2020. The project included pavement rehabilitation, restriping, ADA ramp upgrades and vehicle detection cameras along Tully Road between Yale Avenue and Briggsmore Avenue. f

**The Pelandale Pavement Rehabilitation Project** was completed in 2020. The project included pavement rehabilitation, restriping, ADA ramp upgrades and storm drainage improvements to Pelandale Avenue between Sisk Road and Honey Creek Road.

**The Coffee Road Pavement Rehabilitation Project** was completed in 2020. The project included project included pavement rehabilitation, new striping, ADA ramp upgrades and vehicle detection cameras along Coffee Road between Norwegian Avenue and Sylvan Avenue, also between Mable Avenue and Claratina Avenue. Also included in the project was the reconstruction and upgrade of the roundabout at the Coffee/Claratina intersection.

**Dry Creek Trail Maintenance** was completed in 2020. The project included bike path resurfacing, new striping, shoulder improvements, signage and ADA improvements on the Dry Creek Bike Path between La Loma Avenue and El Vista Avenue.

**Improve Traffic Flow and Safety at Orville Wright School** was completed in 2020. The project included pavement rehabilitation, pedestrian safety and traffic flow improvements.

A **five-year Transportation Plan** was prepared in FY19/20 to identify, evaluate and prioritize the City of Modesto's transportation-related operations and maintenance programs, and capital improvement projects and programs, and present one comprehensive plan that covers all modes of travel and available transportation funding. The plan was developed in collaboration with the Transportation Engineering & Design (TED) Division of the Community and Economic Development Department; the Traffic Operations Division, Streets Division, and Transit Division of the Public Works Department; and the Finance Department.

Looking forward to FY21/22, TED anticipates completion of:

- Construction of **State Route 132 West Freeway/Expressway Phase 1 Project**
- Construction of **2016 Pavement Rehabilitation Project (La Loma Ave)**
- Construction of **McHenry/Briggsmore Turn Lane Project**
- Construction of **Scenic Drive Pavement Rehabilitation Project Phase 1**
- Construction of **Paradise Road Pavement Rehabilitation Project**
- Construction of **Crows Landing Road Pavement Rehabilitation Project**
- Construction of **Pelandale Neighborhood Pavement Rehabilitation Project**
- Construction of **Virginia Corridor Trail Maintenance Project**
- Creating and implementing the **Neighborhood Traffic Calming Program**

## **TRAFFIC ENGINEERING**

Funding for Transportation Facilities CIP projects comes primarily from gas tax revenues, Capital Facilities Fees (CFF), Measure L funds, assessment districts, and State and Federal Highway Administration grants, which are usually administered by State agencies.

The Traffic Engineering division is involved in several areas of improvement such as construction of new traffic signals and roundabouts, modifications of existing signals, expansion of the ATMS/CCTV system, traffic signal coordination, improvement of existing street lighting, restriping various corridors, traffic improvements, and intersection upgrades.

Staff will continue to apply for Federal Congestion Mitigation and Air Quality (CMAQ) grants for various transportation facilities improvement and safety projects.

## MAJOR ACCOMPLISHMENTS IN Fiscal Year 2020/2021

- Obtained 8 new federal projects; 5 projects related to the Traffic Signal Analysis Master Plan and 3 safety projects
- Converted 82 High Voltage Circuit Lights to Low Voltage LED
- Installed 45 flashing stop signs at 13 school locations with a history of pedestrian accidents
- Striping conversion of J Street to accommodate angled parking during COVID-19 pandemic
- Fully converted to an online work order program (Lucity) to track traffic requests and field work orders for striping, signage, traffic signals, flashing beacons, street lighting, and communications.




## HIGHLIGHTS FOR Fiscal Year 2021/2022

- Synchronize all traffic signals in the downtown - Re-synchronize traffic signals in the downtown area to improve signal timing and travel times
- Secure grant funding identified in the “Modesto Traffic Signal System Master Plan” to fund ITS element projects identified in the Traffic Master Plan
- Purchase over 300 vehicle detection cameras for 88 intersections within the City – New detection cameras that not only identify traffic vehicles, but also pedestrians and bicyclists
- Purchase and install new signal performance software – Software measuring signal performance and data analytics to improve safety, mobility, and efficiency of signalized intersections
- Design plans and go to bid for new fiber drop into cabinets along Briggsmore, Standiford/Sylvan, and Oakdale to improve communication architecture within the City

## **CITY MAINTENANCE PROJECTS**

### HIGH VOLTAGE CIRCUIT:

The City currently has a total of 11,576 street lights, of which 539 are high voltage street lights. The high voltage street lights make up four and a half percent of the street lights within Modesto. Construction for converting the lights began on April 1, 2019 and the City has completed approximately 149 lights as of April 2021, and anticipate to complete another 43 lights before fiscal year end.





### SLURRY SEAL (May-October 2021)

- Cheyenne Area – Veneman, Marsala, Snyder
- Conant Area – Conant, W. Rumble, Prescott
- Woodrow Area – W Rumble, Tully, Standiford, McHenry
- W. Roseburg Area – Coldwell, 9<sup>th</sup> street, Carver, E. Orangeburg, Tully
- Keller Area - E Rumble, Coffee, Sylvan, Boyce
- Celeste Area – Briggsmore, Coffee, Floyd, Rose
- E Orangeburg Area – Claus, E Briggsmore, RR Tracks
- Encina Area – Yosemite, El Vista, Encina, N. Riverside
- Rouse Area – Robertson, Hammond, Rouse, Sutter

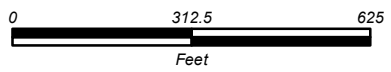
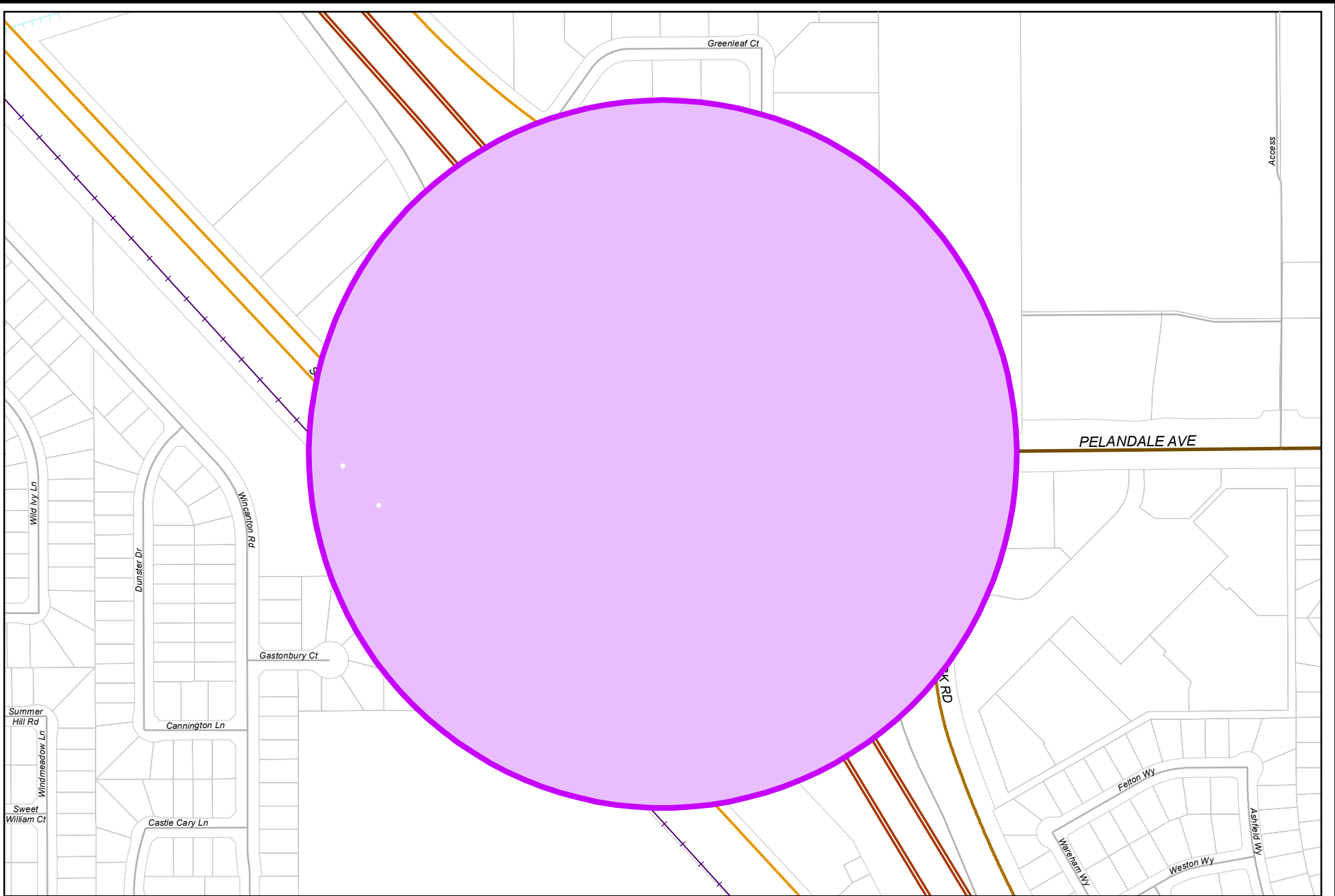
## **POLICY ISSUES**

A major policy issue continues to be how to reverse the trend towards more deferred maintenance of streets. Staff is looking for ways to make street maintenance dollars go as far as possible.

Based on recent construction estimates and maintenance efforts, the cost of bringing all pavement to good condition would be approximately \$504 million dollars. The available funding for the street maintenance program is only a fraction of what is needed to prevent our valuable street infrastructure from further deterioration.

Another policy issue is ensuring that street infrastructure is in place when needed. Roadway infrastructure improvements are costly. Currently, the city collects fees incrementally, just before occupancy. This places the City in a “catch-up” mode. Without some means of financing these improvements earlier in the process, the City is destined to stay behind in this area and roadway improvements will not be funded until after they are needed.

Right-of-way preservation and vehicular access management are two major policy issues facing transportation infrastructure and traffic operations in the City. The capacity of our current transportation infrastructure and General Plan depends upon right-of-way and vehicular access management control policies that are consistently applied to all new development proposals.



# City of Modesto

Project #: 100046

PW - Pelandale Interchange at State Route 99



**City of Modesto: 2022-26 Capital Improvement Program**

**CED - Pelandale Interchange at State Route 99 - FHWA - CalTrans-STPL-5059(169) - 2010-20.205 HWY Planning and Con (Suspended)**

**100046**

**Capital Un-sponsored**

<i>Cost Center:</i> 14999	<i>Category:</i> Traffic Circulation	<i>Start Date:</i>
<i>Hosting Fund:</i> Streets Capital Facility Fee Fund-3410	<i>Type Class:</i> Major Street Improvements	<i>End Date:</i>
<i>Element Listing:</i> Comm Svcs & Fac	<i>Area:</i> Within City	<i>Status:</i> Active
<i>Classification:</i> Replacement	<i>Manager:</i> Sandhu, Balhar	<i>Const. Code:</i> Not Awarded

*Proj Desc:* Reconstruction of the Pelandale Interchange at SR 99.

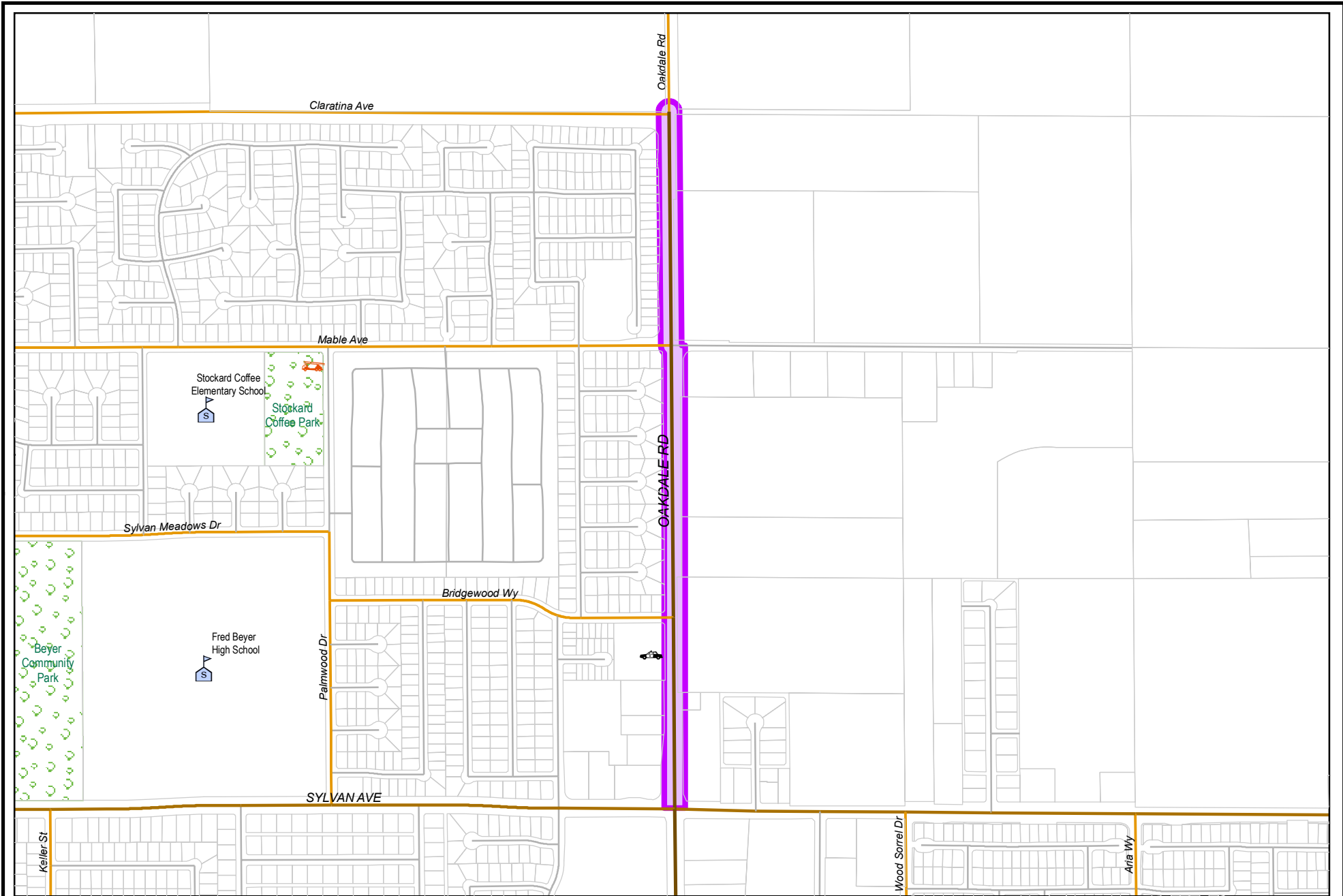
Background: This project was established to allow the City of Modesto to assume the lead role in the Pelandale Interchange project. Project Approval and Environmental Document (PA&ED) phase was completed on December 21, 2009. On February 3, 2009, the City Council approved a Cooperative Agreement with Caltrans approving the City as the lead agency to develop Project Plans, Specifications & Estimates (PS&E) PS&E is 100% completed. Funds for PS&E included \$2,646,509 federal RSTP and \$1,300,000 Local CFF. City received \$41,630,000 State Proposition 1B savings for construction.

*Proj Stat:* Staff is waiting on AT&T payment to be finalized to close out the project.

Revenues	Budget	Actuals+Commit	Available	Prop. Inc./Dec. for 21-22	Bud + Prop. Incr/Decr	Avail.+ Prop. Incr/Decr	22-23	23-24	24-25	25-26	Total Budgeted up to 2026
42110 Intergov - State - CA Department of Transportation	2,646,401	2,570,213	76,188	0	2,646,401	76,188	0	0	0	0	2,646,401
42301 Intergov - County Contribution/Reimbursement	156,048	156,048	0	0	156,048	0	0	0	0	0	156,048
43240 CS - CD - Capital Facility Fees	3,451,401	0	3,451,401	0	3,451,401	3,451,401	0	0	0	0	3,451,401
<b>Revenue Totals:</b>	<b>6,253,850</b>	<b>2,726,261</b>	<b>3,527,589</b>	<b>0</b>	<b>6,253,850</b>	<b>3,527,589</b>	<b>0</b>	<b>0</b>	<b>0</b>	<b>0</b>	<b>7,213,196</b>

Expenditures	Budget	Actual+Commit	Available	Prop. Inc./Dec. for 21-22	Budget+Prop. Inc./Dec.	Avail.+Prop. Inc./Dec.	22-23	23-24	24-25	25-26	Total Budgeted up to 2026
CC Consultant Charges	3,072,430	3,072,430	0	0	3,072,430	0	0	0	0	0	3,072,430
EDA Eng/Design/Admin	594,627	596,673	-2,046	0	594,627	-2,046	0	0	0	0	594,627
ENV CIP - Environmental	650,000	650,000	0	0	650,000	0	0	0	0	0	650,000
LA Land Acquisition	4,309,479	4,272,521	36,959	0	4,309,479	36,959	0	0	0	0	4,309,479
UE Utility and EIR	883,451	592,010	291,441	0	883,451	291,441	0	0	0	0	883,451
<b>Expenditure Totals:</b>	<b>9,509,987</b>	<b>9,183,633</b>	<b>326,354</b>	<b>0</b>	<b>9,509,987</b>	<b>326,354</b>	<b>0</b>	<b>0</b>	<b>0</b>	<b>0</b>	<b>9,509,987</b>

Fund Balance Required	Budget+Prop. Inc./Dec.	Available+Prop. Inc./Dec.
Streets Capital Facility Fee Fund-3410	3,256,137	-3,201,235



**City of Modesto**

Project #: 100049

CED - Oakdale Road Widening



**City of Modesto: 2022-26 Capital Improvement Program**

**CED - Oakdale Road Widening**

**100049**

**Capital Un-sponsored**

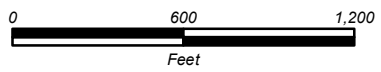
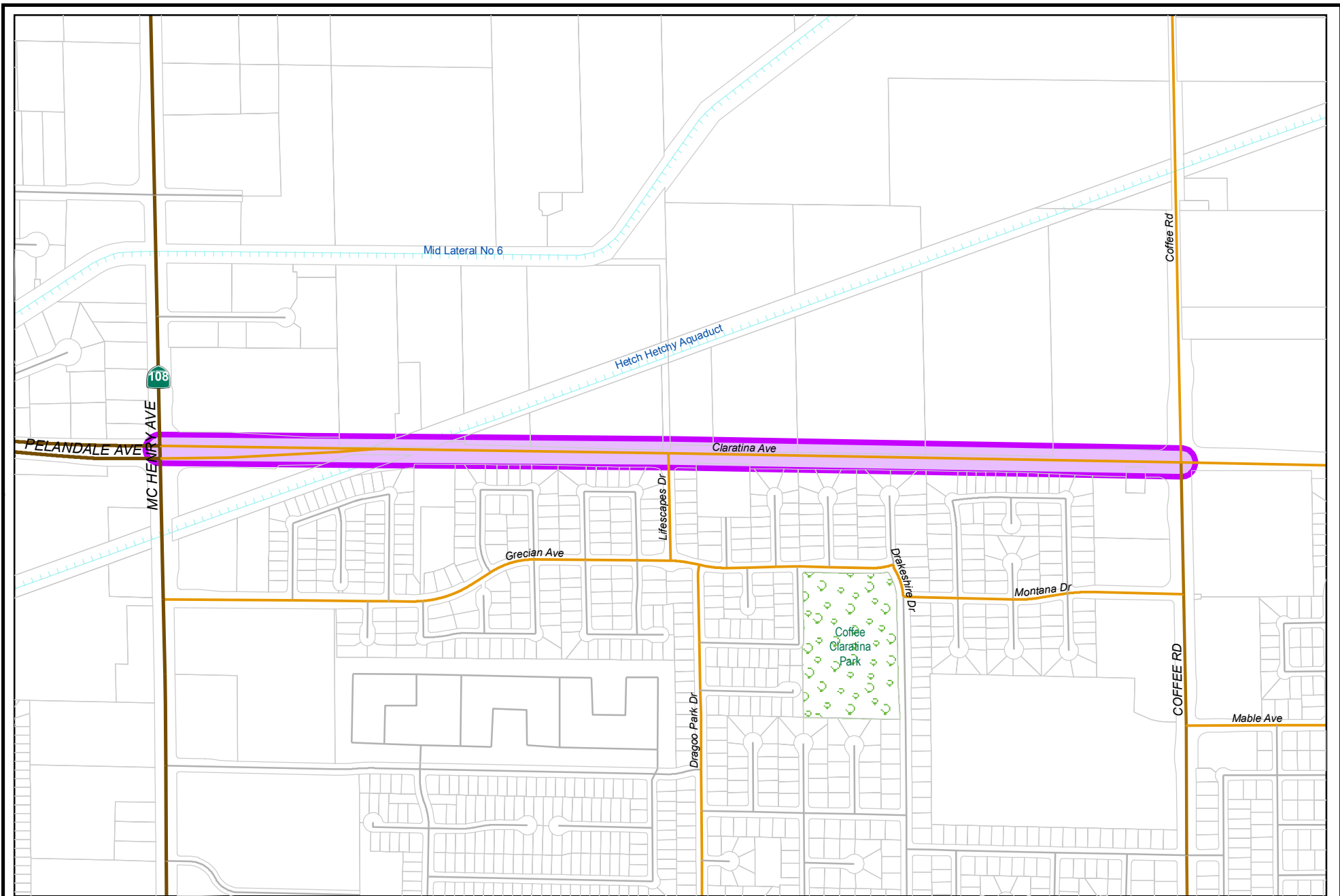
<i>Cost Center:</i> 14999	<i>Category:</i> Traffic Circulation	<i>Start Date:</i>
<i>Hosting Fund:</i> Streets Capital Facility Fee Fund-3410	<i>Type Class:</i> Low Cost Traffic Improvements	<i>End Date:</i>
<i>Element Listing:</i> Comm Svcs & Fac	<i>Area:</i> Within City	<i>Status:</i> Active
<i>Classification:</i> Improvements	<i>Manager:</i> Dion, Victoria Michelle	<i>Const. Code:</i> Not Awarded

*Proj Desc:* This project will provide funding for design to widen Oakdale Road between Sylvan and Claratina Avenues in anticipation of the Tivoli Development. Improvements will include roadway widening to an interim 4-lane facility. Construction will be budgeted consistent with future Facility Master Plan (FMP) and Infrastructure Finance Plan (IFP). It is anticipated that \$120,000 will be funded through developer contribution.

*Proj Stat:* Preliminary design is on hold. Timing is dependent on Tivoli Development.

Expenditures	Budget	Actual+Commit	Available	Prop. Inc./Dec. for 21-22	Budget+Prop. Inc./Dec.	Avail.+Prop. Inc./Dec.	22-23	23-24	24-25	25-26	Total Budgeted up to 2026
EDA Eng/Design/Admin	35,000	12,458	22,542	0	35,000	22,542	0	0	0	0	35,000
ENV CIP - Environmental	50,000	0	50,000	0	50,000	50,000	0	0	0	0	50,000
LA Land Acquisition	2,588	0	2,588	0	2,588	2,588	0	0	0	0	2,588
<b>Expenditure Totals:</b>	<b>87,588</b>	<b>12,458</b>	<b>75,130</b>	<b>0</b>	<b>87,588</b>	<b>75,130</b>	<b>0</b>	<b>0</b>	<b>0</b>	<b>0</b>	<b>87,588</b>

<b>Fund Balance Required</b>	Budget+Prop. Inc./Dec.	Available+Prop. Inc./Dec.
Streets Capital Facility Fee Fund-3410	87,588	75,130



# City of Modesto

Project #: 100051



CED - Claratina: McHenry to Coffee (4 Lanes & Intersection Improvements)



**City of Modesto: 2022-26 Capital Improvement Program**

**CED - Claratina: McHenry to Coffee (4 Lanes & Intersection Improvements)**

**100051**

**Capital Un-sponsored**

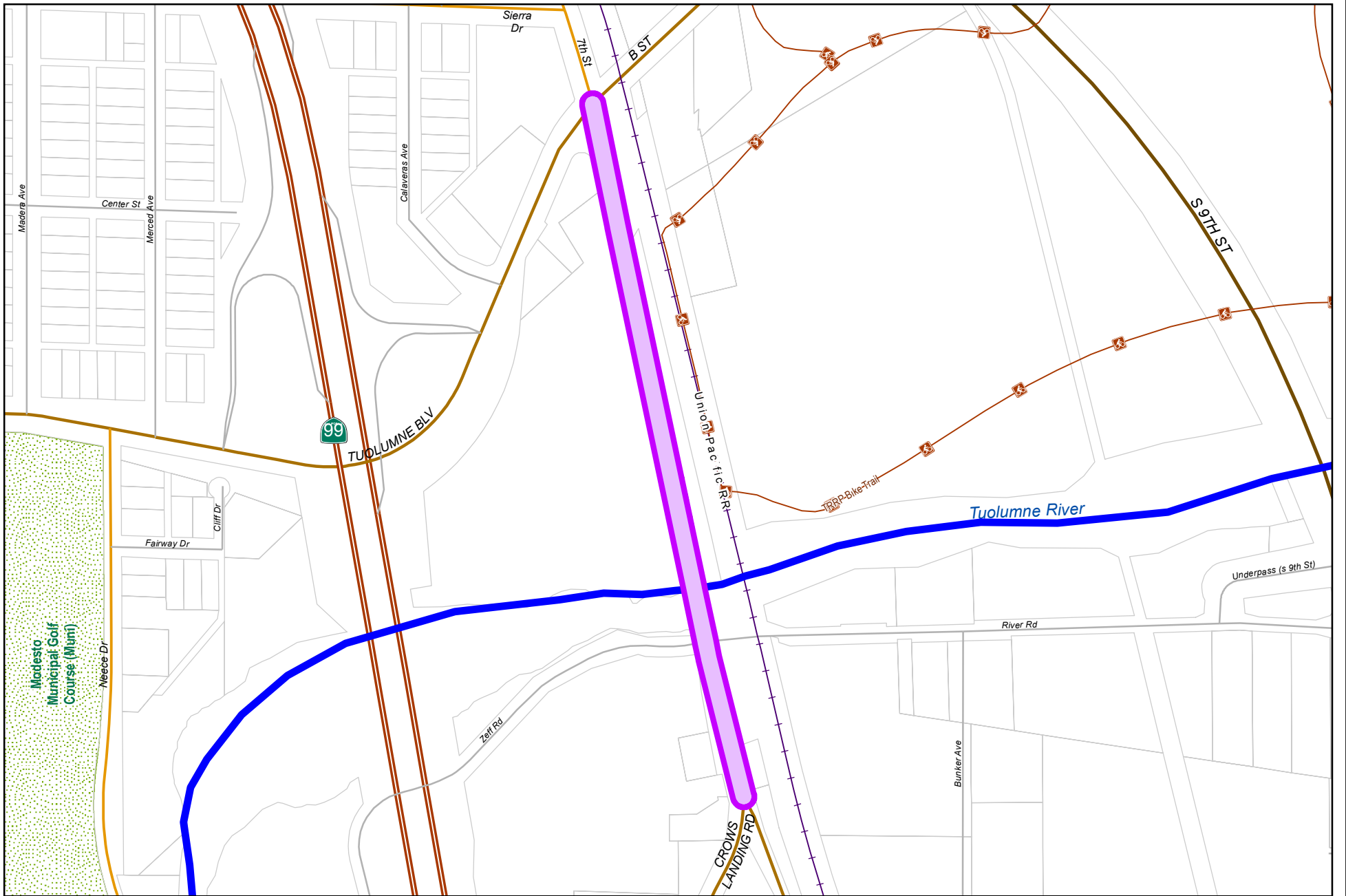
<i>Cost Center:</i> 14999	<i>Category:</i> Traffic Circulation	<i>Start Date:</i> 2010
<i>Hosting Fund:</i> Streets Capital Facility Fee Fund-3410	<i>Type Class:</i> Expressway Improvements	<i>End Date:</i> 2027
<i>Element Listing:</i> Comm Svcs & Fac	<i>Area:</i> Coffee-Claratina	<i>Status:</i> Active
<i>Classification:</i> Improvements	<i>Manager:</i> Dion, Victoria Michelle	<i>Const. Code:</i> Not Awarded

*Proj Desc:* This project will reconstruct and widen Claratina Ave. beginning approx. 1400 ft. east of McHenry Ave. to the Claratina / Coffee intersection with roadway transition improvements north, south and east of the intersection. Right-of-way acquisition is required along with possible relocation of PG&E gas regulator station improvements.

*Proj Stat:* Several conceptual designs have been designed and considered within the project Traffic Evaluation Report. PG&E's gas regulator station is not moving. Temporary roundabout at Coffee Rd was improved in Summer 2020.

Expenditures	Budget	Actual+Commit	Available	Prop. Inc./Dec. for 21-22	Budget+Prop. Inc./Dec.	Avail.+Prop. Inc./Dec.	22-23	23-24	24-25	25-26	Total Budgeted up to 2026
CA Construction Admin	0	0	0	0	0	0	0	0	0	0	0
CON Construction	599,260	599,260	0	0	599,260	0	0	0	0	0	599,260
CTGY Contingency - CIP	0	0	0	0	0	0	0	0	0	0	0
DR Develop Reimburse	2,959,761	2,959,761	0	0	2,959,761	0	0	0	0	0	2,959,761
EDA Eng/Design/Admin	1,402,167	1,147,566	254,601	0	1,402,167	254,601	0	0	0	0	1,402,167
ENV CIP - Environmental	50,000	8,589	41,411	0	50,000	41,411	0	0	0	0	50,000
LA Land Acquisition	851,723	51,951	799,772	0	851,723	799,772	0	0	0	0	851,723
UE Utility and EIR	200,000	295	199,705	0	200,000	199,705	0	0	0	0	200,000
<b>Expenditure Totals:</b>	<b>6,062,911</b>	<b>4,767,422</b>	<b>1,295,489</b>	<b>0</b>	<b>6,062,911</b>	<b>1,295,489</b>	<b>0</b>	<b>0</b>	<b>0</b>	<b>0</b>	<b>6,062,911</b>

<b>Fund Balance Required</b>	Budget+Prop. Inc./Dec.	Available+Prop. Inc./Dec.
Streets Capital Facility Fee Fund-3410	6,062,911	1,295,489



# City of Modesto

Project #: 100586

CED - 7th Street Bridge at Tuolumne River



**City of Modesto: 2022-26 Capital Improvement Program**

**CED - 7th Street Bridge at Tuolumne River - FHWA - CalTrans-BRLS-5938(167)-2010-20.205 HWY Planning and CON**

**100586**

**Capital Un-sponsored**

<i>Cost Center:</i> 14999	<i>Category:</i> Traffic Circulation	<i>Start Date:</i> 2015
<i>Hosting Fund:</i> Streets Capital Facility Fee Fund-3410	<i>Type Class:</i> Major Street Improvements	<i>End Date:</i> 2026
<i>Element Listing:</i> Comm Svcs & Fac	<i>Area:</i> Within City	<i>Status:</i> Active
<i>Classification:</i> Improvements	<i>Manager:</i> Dion, Victoria Michelle	<i>Const. Code:</i> Not Awarded

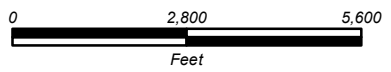
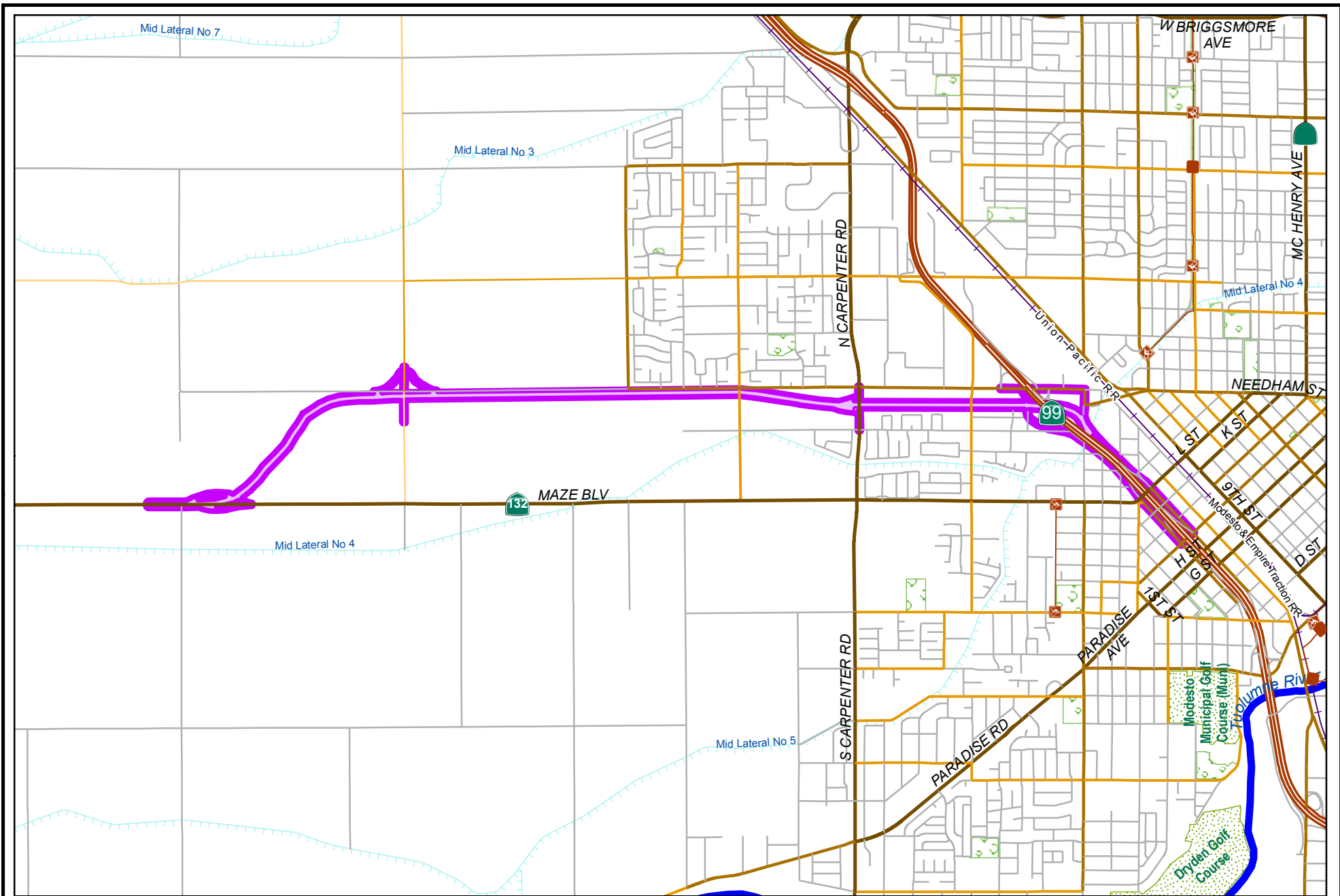
*Proj Desc:* Replace the 7th Street Bridge over the Tuolumne River. Stanislaus County is the lead agency for this project. It is expected that 88.53% of the project costs will be federally funded. The City and County will share in the cost of the local match requirement per the terms stated in the Memorandum of Understanding.

*Proj Stat:* Stanislaus County awarded a contract to Biggs Cardosa to prepare project plans, specifications, & estimates in December, 2019. Construction is anticipated to begin in Summer 2022.

Revenues	Budget	Actuals+Commit	Available	Prop. Inc./Dec. for 21-22	Bud + Prop. Incr/Decr	Avail.+ Prop. Incr/Decr	22-23	23-24	24-25	25-26	Total Budgeted up to 2026
42015 Intergov - Federal - Federal Highway Administration (DOT)	85,000	106,005	-21,005	0	85,000	-21,005	0	0	0	0	85,000
<b>Revenue Totals:</b>	85,000	106,005	-21,005	0	85,000	-21,005	0	0	0	0	85,000

Expenditures	Budget	Actual+Commit	Available	Prop. Inc./Dec. for 21-22	Budget+Prop. Inc./Dec.	Avail.+Prop. Inc./Dec.	22-23	23-24	24-25	25-26	Total Budgeted up to 2026
EDA Eng/Design/Admin	235,000	129,023	105,977	100,000	335,000	205,977	0	0	0	0	335,000
LM Local Match	688,600	196,967	491,633	0	688,600	491,633	0	0	0	0	688,600
<b>Expenditure Totals:</b>	923,600	325,989	597,611	100,000	1,023,600	697,611	0	0	0	0	1,023,600

<b>Fund Balance Required</b>	Budget+Prop. Inc./Dec.	Available+Prop. Inc./Dec.
Streets Capital Facility Fee Fund-3410	938,600	718,616



# City of Modesto

Project #: 100614

CED - State Route 132 West Expressway



**City of Modesto: 2022-26 Capital Improvement Program**

**CED - State Route 132 West Expressway-FHWA-CalTrans-HPLUL-5059(230)-2018-20.205  
HWY Planning and CON**

**100614**

**Capital Un-sponsored**

<i>Cost Center:</i> 14999	<i>Category:</i> Traffic Circulation	<i>Start Date:</i> 2016
<i>Hosting Fund:</i> Streets Capital Facility Fee Fund-3410	<i>Type Class:</i> Expressway Improvements	<i>End Date:</i> 2024
<i>Element Listing:</i> Comm Dev	<i>Area:</i> System Wide	<i>Status:</i> Active
<i>Classification:</i> Improvements	<i>Manager:</i> Dion, Victoria Michelle	<i>Const. Code:</i> Under Construction

*Proj Desc:* Construct 4-lane freeway/expressway on new alignment.

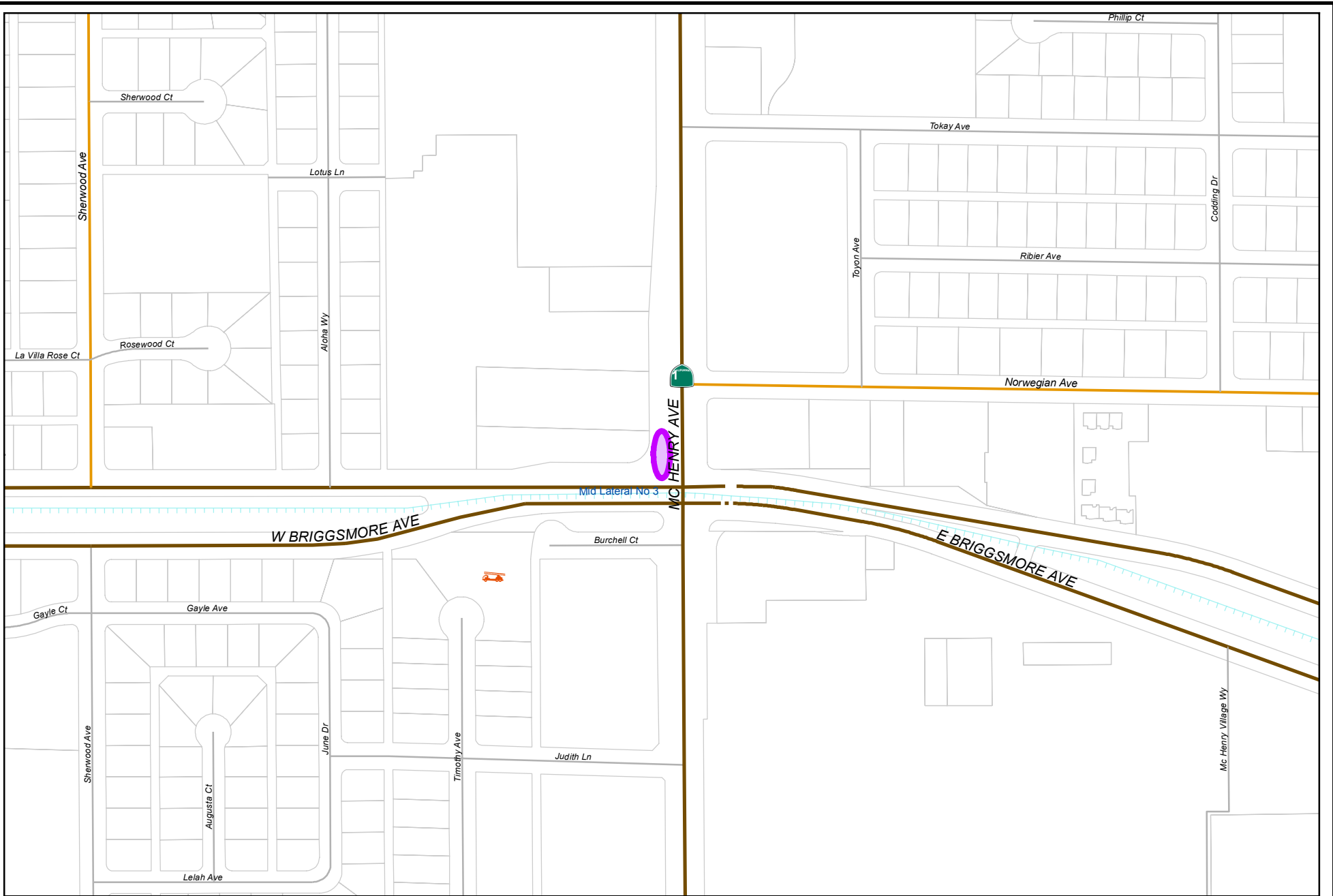
*Proj Stat:* Env. Document is approved. PS&E is complete. ROW acquisition is complete. Construction is housed in project #101119.

Revenues	Budget	Actuals+Commit	Available	Prop. Inc./Dec. for 21-22	Bud + Prop. Incr/Decr	Avail.+ Prop. Incr/Decr	22-23	23-24	24-25	25-26	Total Budgeted up to 2026
42110 Intergov - State - CA Department of Transportation	6,108,881	1,252,073	4,856,808	0	6,108,881	4,856,808	0	0	0	0	6,108,881
42301 Intergov - County Contribution/Reimbursement	5,000,000	4,526,980	473,020	0	5,000,000	473,020	0	0	0	0	5,000,000
42330 Intergov - Measure L Regional Funds	14,400,000	13,814,453	585,547	0	14,400,000	585,547	0	0	0	0	14,400,000
43240 CS - CD - Capital Facility Fees	4,415,000	0	4,415,000	0	4,415,000	4,415,000	0	0	0	0	4,415,000
46004 Miscellaneous Lease	0	27,755	-27,755	0	0	-27,755	0	0	0	0	0
47005 Miscellaneous Revenue	0	0	0	0	0	0	0	0	0	0	0
<b>Revenue Totals:</b>	<b>29,923,881</b>	<b>19,621,261</b>	<b>10,302,620</b>	<b>0</b>	<b>29,923,881</b>	<b>10,302,620</b>	<b>0</b>	<b>0</b>	<b>0</b>	<b>0</b>	<b>30,008,881</b>

Expenditures	Budget	Actual+Commit	Available	Prop. Inc./Dec. for 21-22	Budget+Prop. Inc./Dec.	Avail.+Prop. Inc./Dec.	22-23	23-24	24-25	25-26	Total Budgeted up to 2026
CA-ML CA-Measure L	50,000	43	49,957	0	50,000	49,957	0	0	0	0	50,000
CTGY-ML CTGY-Measure L	0	0	0	0	0	0	0	0	0	0	0
EDA Eng/Design/Admin	532,711	36,724	495,987	0	532,711	495,987	0	0	0	0	532,711
EDA-CFF EDA-Streets CFF	413,696	438,701	-25,005	0	413,696	-25,005	0	0	0	0	413,696
EDA-ML EDA-Measure L	9,400,000	9,029,902	370,098	0	9,400,000	370,098	0	0	0	0	9,400,000
ENV Environmental	0	0	0	0	0	0	0	0	0	0	0
ENV-CFF ENV-Streets CFF	115,000	114,293	707	0	115,000	707	0	0	0	0	115,000
LA Land Acquisition	0	0	0	0	0	0	0	0	0	0	0
LA-CFF LA-Streets CFF	4,537,948	2,707,505	1,830,443	0	4,537,948	1,830,443	0	0	0	0	4,537,948
LA-CFFCPSI LA-CFF CPSI	270,776	246,160	24,616	0	270,776	24,616	0	0	0	0	270,776
LA-CFF-Nossaman LA-CFF-Nossaman	1,000,000	841,044	158,956	0	1,000,000	158,956	0	0	0	0	1,000,000
LA-DEMO LA-DEMO Funds	4,243,851	3,758,435	485,416	0	4,243,851	485,416	0	0	0	0	4,243,851
LA-EARMARK LA-Earmark Repurpose	132,800	0	132,800	0	132,800	132,800	0	0	0	0	132,800

LA-ML LA-Measure L	1,147,863	244,415	903,448	0	1,147,863	903,448	0	0	0	0	1,147,863
LA-MLCPSI LA-Measure L CPSI	3,252,137	3,252,137	0	0	3,252,137	0	0	0	0	0	3,252,137
LA-PFF LA-PFF Funds	5,000,000	5,000,000	0	0	5,000,000	0	0	0	0	0	5,000,000
LA-RIP LA-RIP Funds	500,000	500,000	0	0	500,000	0	0	0	0	0	500,000
LA-RSTP LA-RSTP Funds	3,240,778	3,240,778	0	0	3,240,778	0	0	0	0	0	3,240,778
UR-ML UR-Measure L	600,000	600,000	0	0	600,000	0	0	0	0	0	600,000
<hr/>											
Expenditure Totals:	34,437,560	30,010,136	4,427,424	0	34,437,560	4,427,424	0	0	0	0	34,437,560

<b>Fund Balance Required</b>	Budget+Prop. Inc./Dec.	Available+Prop. Inc./Dec.
Streets Capital Facility Fee Fund-3410	4,513,679	-5,875,197



**City of Modesto**

Project #: 100632

CED - Right Turn Lane Southbound McHenry Ave to Westbound Briggsmore Ave



**City of Modesto: 2022-26 Capital Improvement Program**

**CED - Right Turn Lane Southbound McHenry Ave to Westbound Briggsmore Ave-FHWA-CalTrans-CML-5059(186)-2011-20.205 HWY Planning and Con**

**100632**

**Capital Un-sponsored**

<i>Cost Center:</i> 14999	<i>Category:</i> Traffic Circulation	<i>Start Date:</i> 2014
<i>Hosting Fund:</i> Streets Capital Facility Fee Fund-3410	<i>Type Class:</i> Intersection Upgrade	<i>End Date:</i> 2022
<i>Element Listing:</i> Comm Dev	<i>Area:</i> Within City	<i>Status:</i> Active
<i>Classification:</i> Improvements	<i>Manager:</i> Sandhu, Sandeep	<i>Const. Code:</i> Under Construction

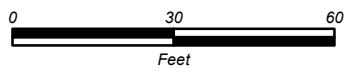

*Proj Desc:* This project provides funding to widen and install right turn lane at southbound McHenry Avenue to westbound Briggsmore Avenue. The work to be done includes curb, gutter, sidewalk, traffic signal modifications and paving to add right-turn lane.

*Proj Stat:* Construction Contract Awarded. Construction anticipated to start April, 2021 and be completed by end of 2021.

Revenues	Budget	Actuals+Commit	Available	Prop. Inc./Dec. for 21-22	Bud + Prop. Incr/Decr	Avail.+ Prop. Incr/Decr	22-23	23-24	24-25	25-26	Total Budgeted up to 2026
42110 Intergov - State - CA Department of Transportation	1,887,592	250,437	1,637,155	0	1,887,592	1,637,155	0	0	0	0	1,887,592
43240 CS - CD - Capital Facility Fees	194,300	190,300	4,000	0	194,300	4,000	0	0	0	0	194,300
61420 Transfer in from Fund 1420	40,000	40,000	0	0	40,000	0	0	0	0	0	40,000
<b>Revenue Totals:</b>	<b>2,121,892</b>	<b>480,737</b>	<b>1,641,155</b>	<b>0</b>	<b>2,121,892</b>	<b>1,641,155</b>	<b>0</b>	<b>0</b>	<b>0</b>	<b>0</b>	<b>2,871,892</b>

Expenditures	Budget	Actual+Commit	Available	Prop. Inc./Dec. for 21-22	Budget+Prop. Inc./Dec.	Avail.+Prop. Inc./Dec.	22-23	23-24	24-25	25-26	Total Budgeted up to 2026
CA Construction Admin	333,172	40,948	292,224	0	333,172	292,224	0	0	0	0	333,172
CON Construction	1,958,975	1,260,697	698,278	0	1,958,975	698,278	0	0	0	0	1,958,975
CTGY-CIP Contingency - CIP	203,380	0	203,380	0	203,380	203,380	0	0	0	0	203,380
EDA Eng/Design/Admin	253,000	253,237	-237	0	253,000	-237	0	0	0	0	253,000
LA Land Acquisition	240,605	240,605	0	0	240,605	0	0	0	0	0	240,605
UE Utility and EIR	32,760	19,388	13,372	0	32,760	13,372	0	0	0	0	32,760
<b>Expenditure Totals:</b>	<b>3,021,892</b>	<b>1,814,875</b>	<b>1,207,017</b>	<b>0</b>	<b>3,021,892</b>	<b>1,207,017</b>	<b>0</b>	<b>0</b>	<b>0</b>	<b>0</b>	<b>3,021,892</b>

Fund Balance Required	Budget+Prop. Inc./Dec.	Available+Prop. Inc./Dec.
Streets Capital Facility Fee Fund-3410	900,000	-434,138



**City of Modesto**

Project #: 100633

CED - Right Turn Lane at Prescott and Plaza Parkway



**City of Modesto: 2022-26 Capital Improvement Program**

**CED - Right Turn Lane at Prescott and Plaza Parkway-FHWA-CalTrans-CML-5059(187)-  
2011-20.205 HWY Planning and Con (Suspended)**

**100633**

**Capital Un-sponsored**

<i>Cost Center:</i> 14999	<i>Category:</i> Traffic Circulation	<i>Start Date:</i> 2018
<i>Hosting Fund:</i> Capital Grants - Streets CIP Projects-3160	<i>Type Class:</i> Intersection Upgrade	<i>End Date:</i> 2021
<i>Element Listing:</i> Comm Dev	<i>Area:</i> Within City	<i>Status:</i> Active
<i>Classification:</i> Improvements	<i>Manager:</i> Sandhu, Sandeep	<i>Const. Code:</i> Construction Completed

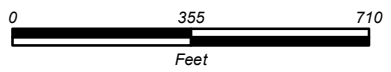
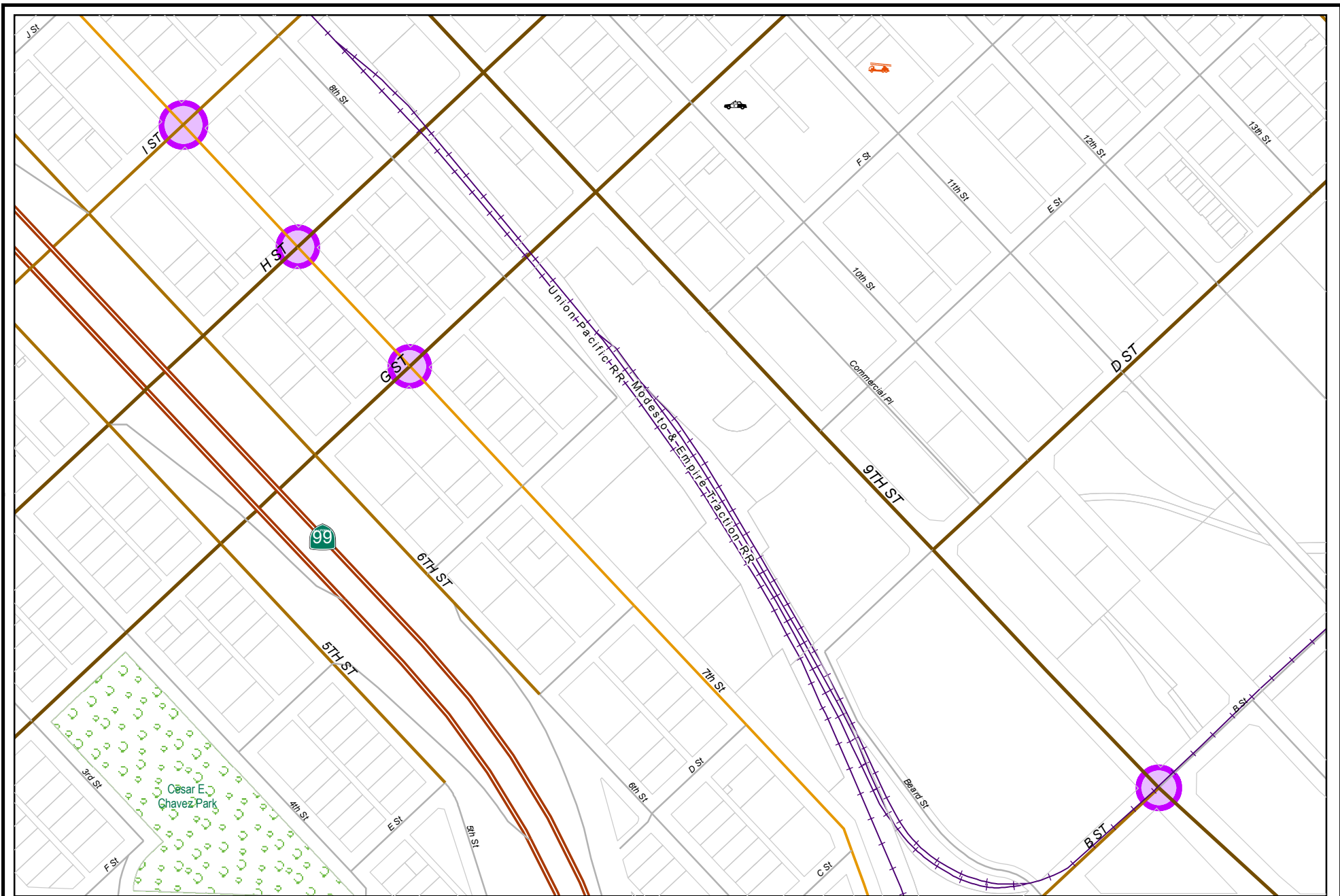
*Proj Desc:* Widen and install right turn lane at southbound Prescott Road to westbound Plaza Parkway. The work to be done include curb, gutter, sidewalk, traffic signal modification and paving to add right-turn lane.

*Proj Stat:* Final Report of Expenditures to be completed and submitted to Caltrans in 2021

Revenues	Budget	Actuals+Commit	Available	Prop. Inc./Dec. for 21-22	Bud + Prop. Incr/Decr	Avail.+ Prop. Incr/Decr	22-23	23-24	24-25	25-26	Total Budgeted up to 2026
42110 Intergov - State - CA Department of Transportation	1,000,000	917,412	82,588	0	1,000,000	82,588	0	0	0	0	1,000,000
61700 Transfer In from Fund 1700	106,130	64,795	41,335	0	106,130	41,335	0	0	0	0	106,130
61720 Transfer In from Fund 1720	0	0	0	0	0	0	0	0	0	0	0
61730 Transfer In from Fund 1730	4,200	4,200	0	0	4,200	0	0	0	0	0	4,200
<b>Revenue Totals:</b>	<b>1,110,330</b>	<b>986,407</b>	<b>123,923</b>	<b>0</b>	<b>1,110,330</b>	<b>123,923</b>	<b>0</b>	<b>0</b>	<b>0</b>	<b>0</b>	<b>1,110,330</b>

Expenditures	Budget	Actual+Commit	Available	Prop. Inc./Dec. for 21-22	Budget+Prop. Inc./Dec.	Avail.+Prop. Inc./Dec.	22-23	23-24	24-25	25-26	Total Budgeted up to 2026
CA Construction Admin	110,267	92,479	17,788	0	110,267	17,788	0	0	0	0	110,267
CCF City Construct Force	10,000	0	10,000	0	10,000	10,000	0	0	0	0	10,000
CON Construction	751,402	735,115	16,287	0	751,402	16,287	0	0	0	0	751,402
CTGY Contingency - CIP	73,512	35,144	38,369	0	73,512	38,369	0	0	0	0	73,512
EDA Eng/Design/Admin	124,200	121,264	2,936	0	124,200	2,936	0	0	0	0	124,200
UE Utility and EIR	40,949	40,859	90	0	40,949	90	0	0	0	0	40,949
<b>Expenditure Totals:</b>	<b>1,110,330</b>	<b>1,024,861</b>	<b>85,469</b>	<b>0</b>	<b>1,110,330</b>	<b>85,469</b>	<b>0</b>	<b>0</b>	<b>0</b>	<b>0</b>	<b>1,110,330</b>

Fund Balance Required	Budget+Prop. Inc./Dec.	Available+Prop. Inc./Dec.
Capital Grants - Streets CIP Projects-3160	0	-38,454



# City of Modesto

Project #: 100634

PW - Upgrade Traffic Signals - 2013



**City of Modesto: 2022-26 Capital Improvement Program**

**CED - Upgrade Traffic Signals - 2013-FHWA-CalTrans-CML-5059(185)-2011-20.205 HWY  
Planning and Con**

**100634**

**Capital Un-sponsored**

<i>Cost Center:</i> 14999	<i>Category:</i> Traffic Circulation	<i>Start Date:</i> 2018
<i>Hosting Fund:</i> Capital Grants - Streets CIP Projects-3160	<i>Type Class:</i> Traffic Signals	<i>End Date:</i> 2022
<i>Element Listing:</i> Comm Dev	<i>Area:</i> Within City	<i>Status:</i> Active
<i>Classification:</i> Improvements	<i>Manager:</i> Sandhu, Sandeep	<i>Const. Code:</i> Under Construction

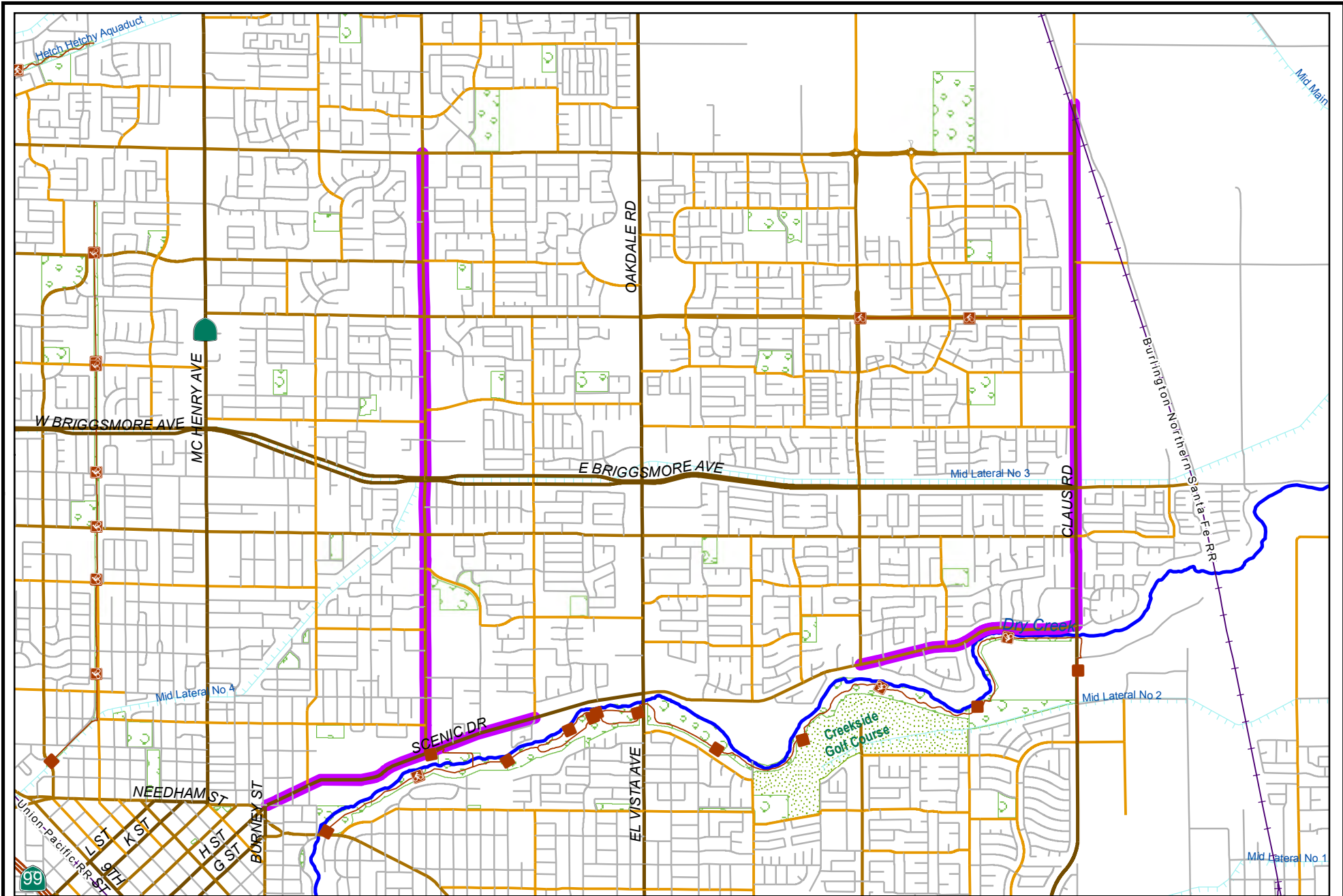
*Proj Desc:* Upgrade traffic signals at 9th @ B, 7th @ G, 7th @ H and 7th @ I Streets. Make ADA compliant, install pedestrian push buttons, indications, and vehicle detector loops.

*Proj Stat:* Punch List Items being completed and As-built drawings are pending. Project will then be ready for acceptance.

Revenues	Budget	Actuals+Commit	Available	Prop. Inc./Dec. for 21-22	Bud + Prop. Incr/Decr	Avail.+ Prop. Incr/Decr	22-23	23-24	24-25	25-26	Total Budgeted up to 2026
42110 Intergov - State - CA Department of Transportation	864,851	481,398	383,453	0	864,851	383,453	0	0	0	0	864,851
61410 Transfer In from Fund 1410	175,000	0	175,000	0	175,000	175,000	0	0	0	0	175,000
<b>Revenue Totals:</b>	<b>1,039,851</b>	<b>481,398</b>	<b>558,453</b>	<b>0</b>	<b>1,039,851</b>	<b>558,453</b>	<b>0</b>	<b>0</b>	<b>0</b>	<b>0</b>	<b>1,039,851</b>

Expenditures	Budget	Actual+Commit	Available	Prop. Inc./Dec. for 21-22	Budget+Prop. Inc./Dec.	Avail.+Prop. Inc./Dec.	22-23	23-24	24-25	25-26	Total Budgeted up to 2026
CA Construction Admin	124,024	124,744	-720	0	124,024	-720	0	0	0	0	124,024
CON Construction	751,661	736,450	15,211	0	751,661	15,211	0	0	0	0	751,661
CTGY-CIP Contingency - CIP	75,166	23,368	51,798	0	75,166	51,798	0	0	0	0	75,166
EDA Eng/Design/Admin	89,000	80,196	8,804	0	89,000	8,804	0	0	0	0	89,000
<b>Expenditure Totals:</b>	<b>1,039,851</b>	<b>964,757</b>	<b>75,094</b>	<b>0</b>	<b>1,039,851</b>	<b>75,094</b>	<b>0</b>	<b>0</b>	<b>0</b>	<b>0</b>	<b>1,039,851</b>

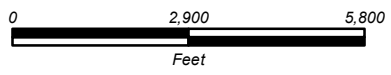
Fund Balance Required	Budget+Prop. Inc./Dec.	Available+Prop. Inc./Dec.
Capital Grants - Streets CIP Projects-3160	0	-483,359



# City of Modesto

Project #: 100708

CED - 2015 Pavement Rehab



**City of Modesto: 2022-26 Capital Improvement Program**

**CED - 2015 Pavement Rehab-FHWA-CalTrans-STPL-5059(195)-2012-20.205 HWY  
Planning and Con (Suspended)**

**100708**

**Capital Un-sponsored**

<i>Cost Center:</i> 14999	<i>Category:</i> Traffic Circulation	<i>Start Date:</i> 2019
<i>Hosting Fund:</i> Capital Grants - Streets CIP Projects-3160	<i>Type Class:</i> Major Street Improvements	<i>End Date:</i> 2021
<i>Element Listing:</i> Comm Svcs & Fac	<i>Area:</i> Within City	<i>Status:</i> Active
<i>Classification:</i> Improvements	<i>Manager:</i> Soares, Phillip	<i>Const. Code:</i> Construction Completed

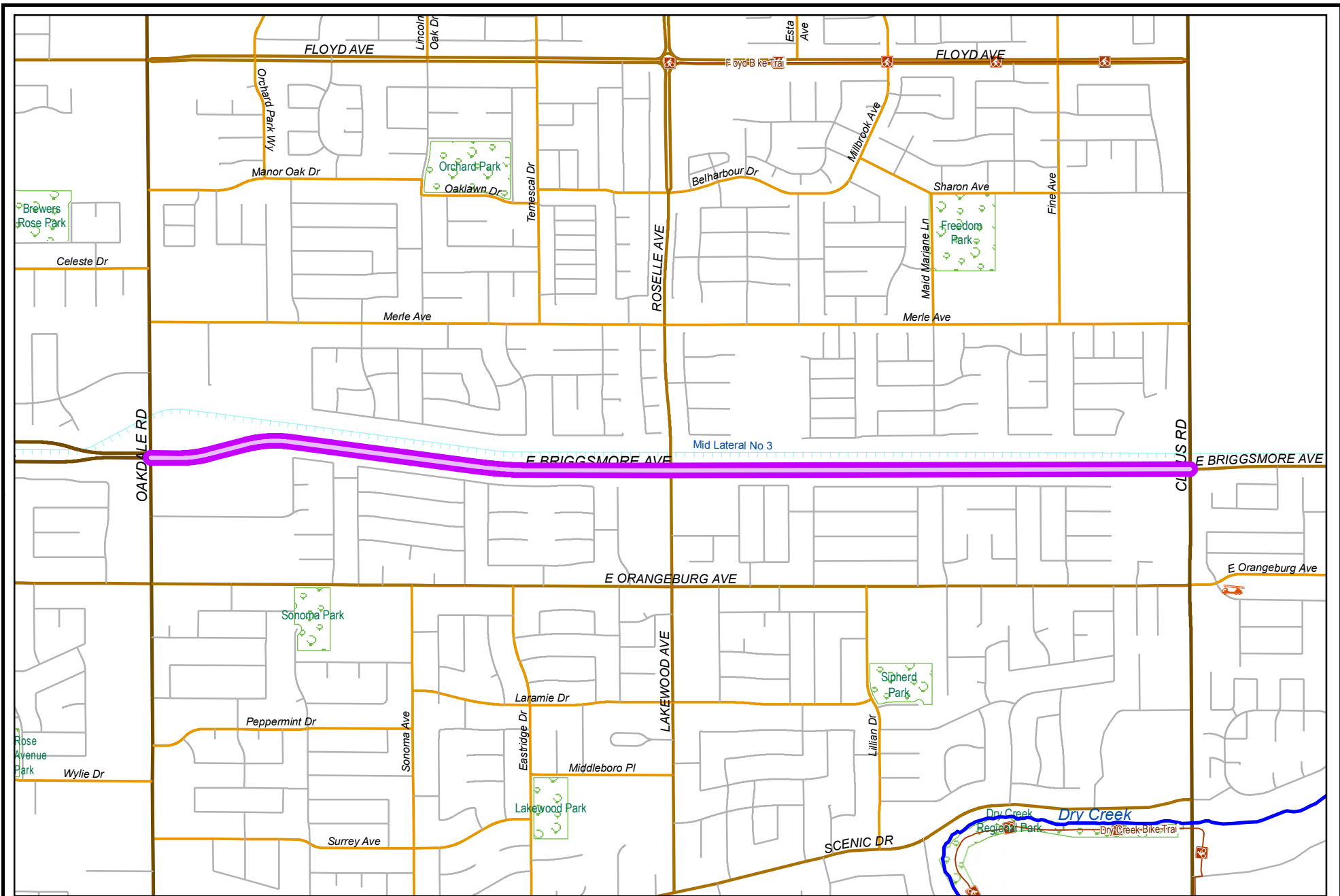
*Proj Desc:* This is a federally-funded pavement rehabilitation project utilizing federal RSTP funds. The project improvements include pavement rehabilitation and a new bike path along Claus Road from Scenic to Merle. Toll credits will be used in place of match money for both the design and construction phases. Federal Project Number is STPL-5059(195).

*Proj Stat:* Final CalTrans closeout to be completed 2021.

Revenues	Budget	Actuals+Commit	Available	Prop. Inc./Dec. for 21-22	Bud + Prop. Incr/Decr	Avail.+ Prop. Incr/Decr	22-23	23-24	24-25	25-26	Total Budgeted up to 2026
42110 Intergov - State - CA Department of Transportation	2,143,750	2,051,120	92,630	0	2,143,750	92,630	0	0	0	0	2,143,750
<b>Revenue Totals:</b>	<b>2,143,750</b>	<b>2,051,120</b>	<b>92,630</b>	<b>0</b>	<b>2,143,750</b>	<b>92,630</b>	<b>0</b>	<b>0</b>	<b>0</b>	<b>0</b>	<b>2,143,750</b>

Expenditures	Budget	Actual+Commit	Available	Prop. Inc./Dec. for 21-22	Budget+Prop. Inc./Dec.	Avail.+Prop. Inc./Dec.	22-23	23-24	24-25	25-26	Total Budgeted up to 2026
CA Construction Admin	129,332	109,203	20,129	0	129,332	20,129	0	0	0	0	129,332
CON Construction	1,610,086	1,588,636	21,450	0	1,610,086	21,450	0	0	0	0	1,610,086
CTGY-CIP Contingency - CIP	129,332	99,589	29,743	0	129,332	29,743	0	0	0	0	129,332
EDA Eng/Design/Admin	275,000	270,377	4,623	0	275,000	4,623	0	0	0	0	275,000
<b>Expenditure Totals:</b>	<b>2,143,750</b>	<b>2,067,806</b>	<b>75,944</b>	<b>0</b>	<b>2,143,750</b>	<b>75,944</b>	<b>0</b>	<b>0</b>	<b>0</b>	<b>0</b>	<b>2,143,750</b>

Fund Balance Required	Budget+Prop. Inc./Dec.	Available+Prop. Inc./Dec.
Capital Grants - Streets CIP Projects-3160	0	-16,686



# City of Modesto

Project #: 100721

PW - Expand ATMS/CCTV Briggs



**City of Modesto: 2022-26 Capital Improvement Program**

**CED - Expand ATMS/CCTV Briggs-FHWA-CalTrans-CML-5059(191)-2011-20.205 HWY  
Planning and Con - Suspended**

**100721**

**Capital Un-sponsored**

<i>Cost Center:</i> 14999	<i>Category:</i> Traffic Circulation	<i>Start Date:</i>
<i>Hosting Fund:</i> Capital Grants - Streets CIP Projects-3160	<i>Type Class:</i> Traffic Control Devices	<i>End Date:</i>
<i>Element Listing:</i> Comm Dev	<i>Area:</i> Within City	<i>Status:</i> Active
<i>Classification:</i> Improvements	<i>Manager:</i> Murphy, Mark G	<i>Const. Code:</i> New or Future

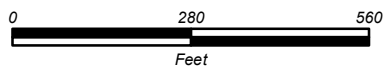
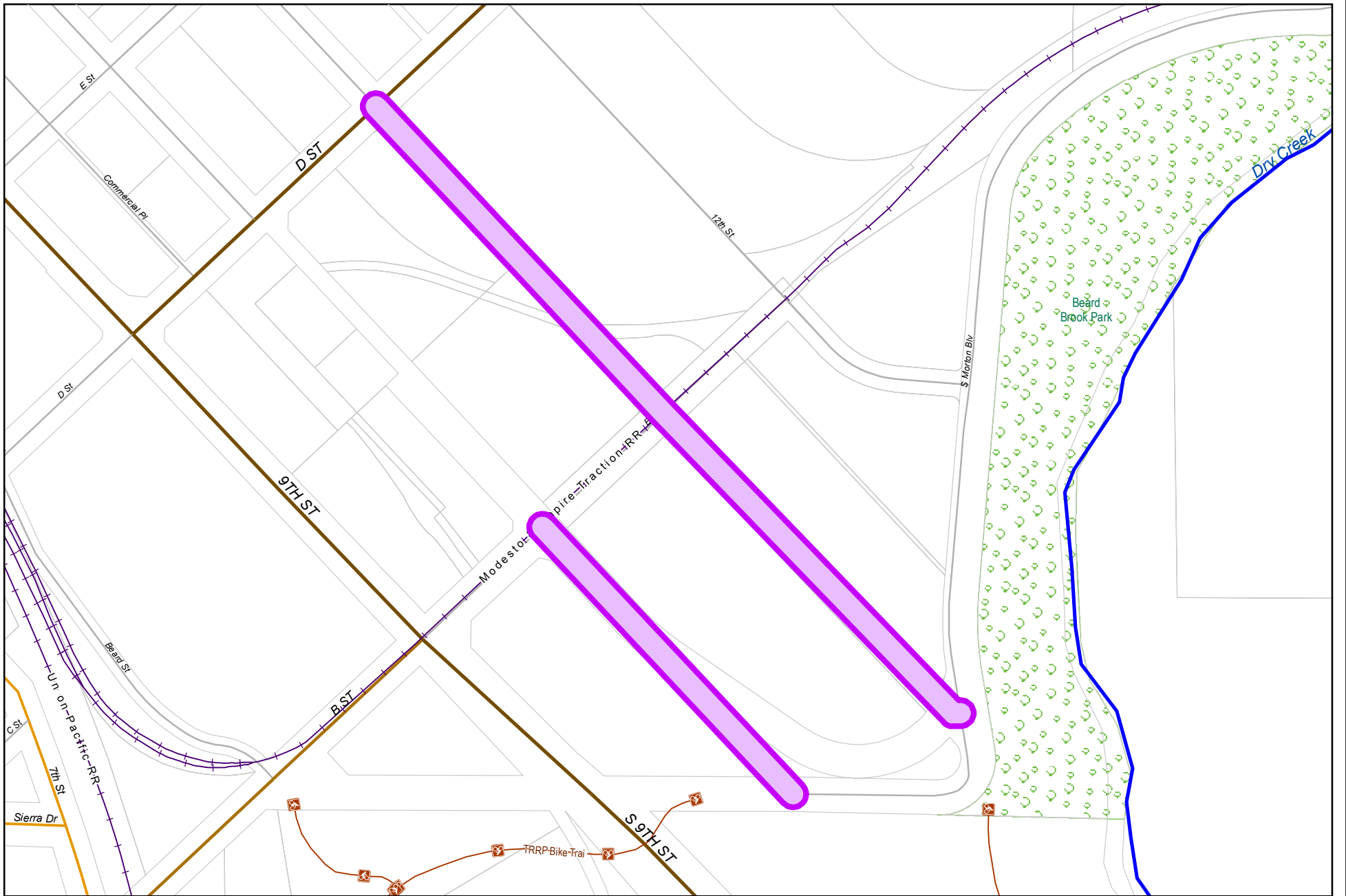
*Proj Desc:* Install conduit with fiber optic cable on Briggsmore Avenue from Oakdale Road to Claus Road.

*Proj Stat:* Construction complete, waiting for final approval.

Revenues	Budget	Actuals+Commit	Available	Prop. Inc./Dec. for 21-22	Bud + Prop. Incr/Decr	Avail.+ Prop. Incr/Decr	22-23	23-24	24-25	25-26	Total Budgeted up to 2026
42110 Intergov - State - CA Department of Transportation	400,000	368,376	31,624	0	400,000	31,624	0	0	0	0	400,000
61700 Transfer In from Fund 1700	29,361	24,361	5,000	0	29,361	5,000	0	0	0	0	29,361
<b>Revenue Totals:</b>	<b>429,361</b>	<b>392,737</b>	<b>36,624</b>	<b>0</b>	<b>429,361</b>	<b>36,624</b>	<b>0</b>	<b>0</b>	<b>0</b>	<b>0</b>	<b>2,573,111</b>

Expenditures	Budget	Actual+Commit	Available	Prop. Inc./Dec. for 21-22	Budget+Prop. Inc./Dec.	Avail.+Prop. Inc./Dec.	22-23	23-24	24-25	25-26	Total Budgeted up to 2026
CA Construction Admin	39,078	39,313	-235	0	39,078	-235	0	0	0	0	39,078
CON Construction	280,783	280,756	27	0	280,783	27	0	0	0	0	280,783
CTGY Contingency - CIP	40,580	40,580	0	0	40,580	0	0	0	0	0	40,580
EDA Eng/Design/Admin	68,920	67,830	1,090	0	68,920	1,090	0	0	0	0	68,920
<b>Expenditure Totals:</b>	<b>429,361</b>	<b>428,478</b>	<b>883</b>	<b>0</b>	<b>429,361</b>	<b>883</b>	<b>0</b>	<b>0</b>	<b>0</b>	<b>0</b>	<b>429,361</b>

Fund Balance Required	Budget+Prop. Inc./Dec.	Available+Prop. Inc./Dec.
Capital Grants - Streets CIP Projects-3160	0	-35,741



# City of Modesto

Project #: 100725



CED - Reconfiguration of 10th and 11th Streets between D St. and S. Morton Blvd.

**City of Modesto: 2022-26 Capital Improvement Program**

**CED - Reconfiguration of 10th and 11th Streets between D St. and S. Morton Blvd.**

**100725**

**Capital Un-sponsored**

<i>Cost Center:</i> 14999	<i>Category:</i> Traffic Circulation	<i>Start Date:</i>
<i>Hosting Fund:</i> Economic Development/Strategic Plan Fund-1800	<i>Type Class:</i> Street Sidewalk Projects	<i>End Date:</i>
<i>Element Listing:</i> Comm Dev	<i>Area:</i> Within City	<i>Status:</i> New
<i>Classification:</i> Improvements	<i>Manager:</i> Sandhu, Balhar	<i>Const. Code:</i> New or Future

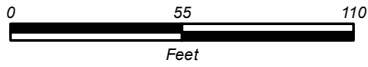
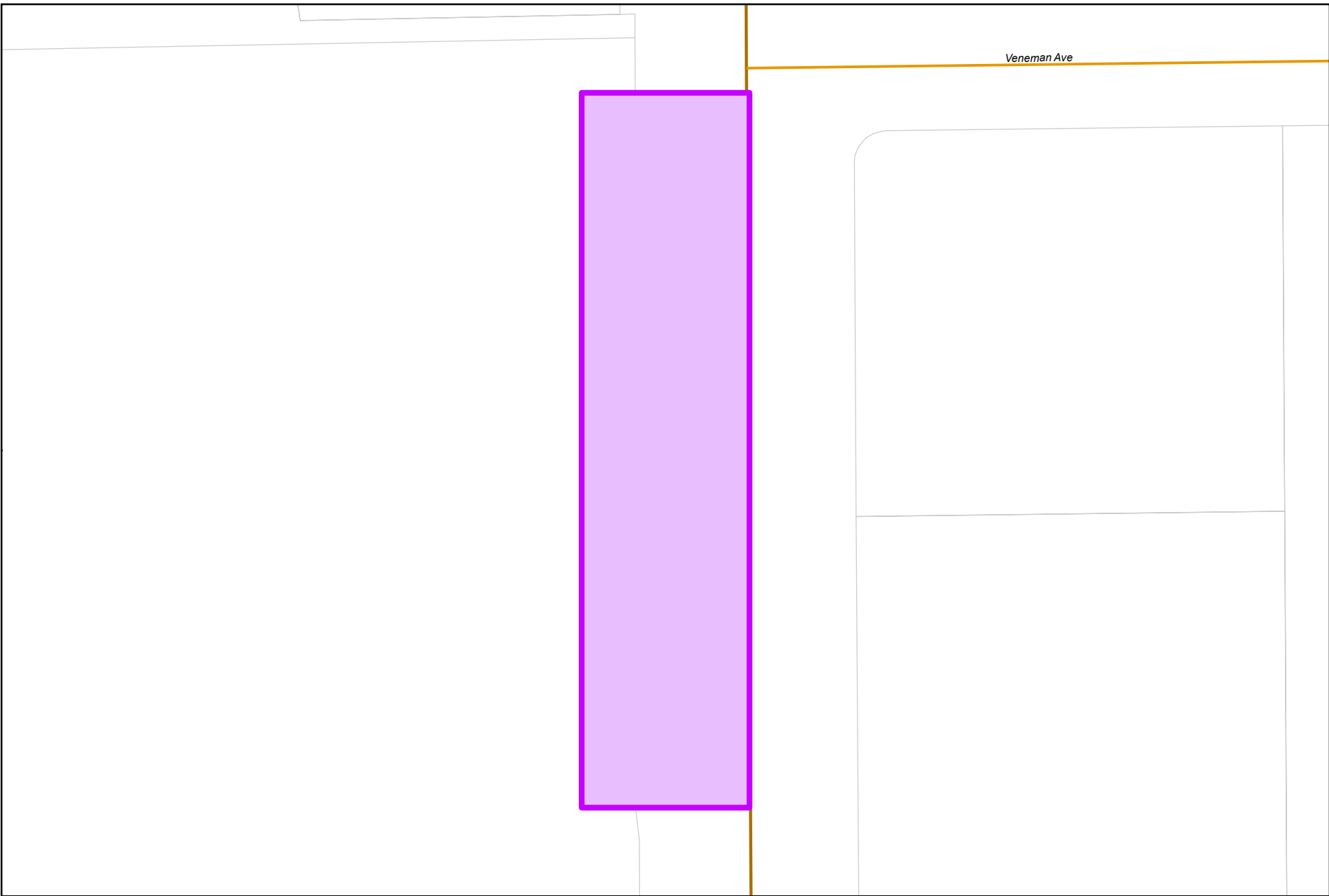
*Proj Desc:* PW - Reconfiguration of 10th and 11th Street between D St. and S. Morton Blvd.

*Proj Stat:* This project is currently in progress. Ongoing coordination and discussion between COM & Stanislaus Foods. Submittal to Caltrans expected 2016.

Revenues	Budget	Actuals+Commit	Available	Prop. Inc./Dec. for 21-22	Bud + Prop. Incr/Decr	Avail.+ Prop. Incr/Decr	22-23	23-24	24-25	25-26	Total Budgeted up to 2026
43258 CS - CD - Time and Materials Fees	76,000	76,000	0	0	76,000	0	0	0	0	0	76,000
<b>Revenue Totals:</b>	76,000	76,000	0	0	76,000	0	0	0	0	0	76,000

Expenditures	Budget	Actual+Commit	Available	Prop. Inc./Dec. for 21-22	Budget+Prop. Inc./Dec.	Avail.+Prop. Inc./Dec.	22-23	23-24	24-25	25-26	Total Budgeted up to 2026
EDA Eng/Design/Admin	63,000	69,236	-6,236	0	63,000	-6,236	0	0	0	0	63,000
LA Land Acquisition	13,000	6,468	6,532	0	13,000	6,532	0	0	0	0	13,000
<b>Expenditure Totals:</b>	76,000	75,704	296	0	76,000	296	0	0	0	0	76,000

<b>Fund Balance Required</b>	Budget+Prop. Inc./Dec.	Available+Prop. Inc./Dec.
Economic Development/Strategic Plan Fund-1800	0	296



**City of Modesto**

Project #: 100727

CED - Bus Turnout SB Dale Rd, South of Veneman - CML 5059 (197)



**City of Modesto: 2022-26 Capital Improvement Program**

**CED - Bus Turnout SB Dale Rd, South of Veneman-FHWA-CalTrans-CML 5059 (197)-  
2012-20.205 HWY Planning and Con (Suspended)**

**100727**

**Capital Un-sponsored**

<i>Cost Center:</i> 14999	<i>Category:</i> Traffic Circulation	<i>Start Date:</i> 2017
<i>Hosting Fund:</i> Capital Grants - Streets CIP Projects-3160	<i>Type Class:</i> Low Cost Traffic Improvements	<i>End Date:</i> 2021
<i>Element Listing:</i> Comm Dev	<i>Area:</i> Within City	<i>Status:</i> Active
<i>Classification:</i> Improvements	<i>Manager:</i> Sandhu, Sandeep	<i>Const. Code:</i> Construction Completed

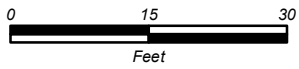
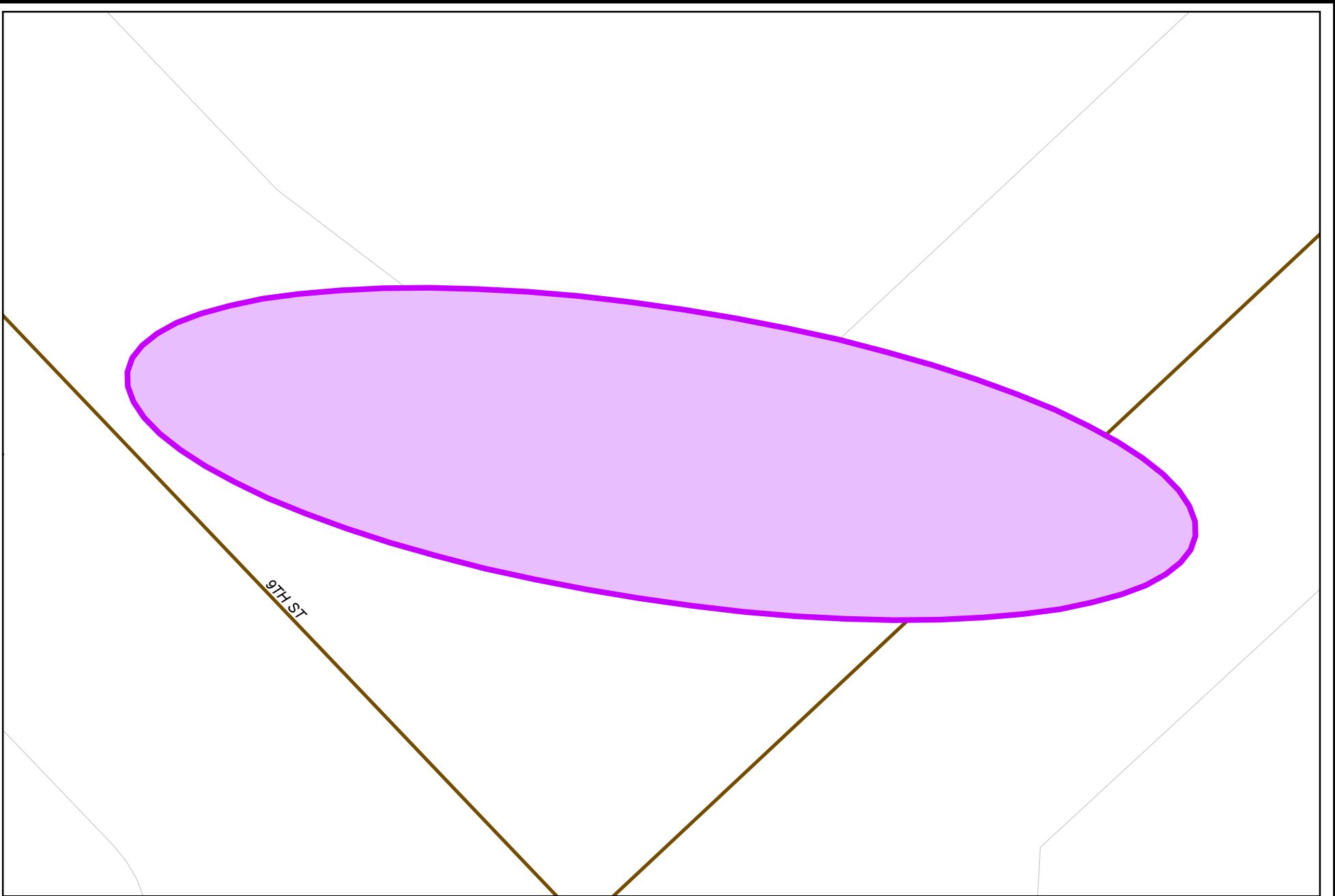
*Proj Desc:* PW - Bus Turnout SB Dale Rd, South of Veneman -CML 5059 (197)

*Proj Stat:* Council Acceptance on January 28, 2020. Warranty period ended January 28, 2021. Submittal of Final Report to Caltrans is pending

Revenues	Budget	Actuals+Commit	Available	Prop. Inc./Dec. for 21-22	Bud + Prop. Incr/Decr	Avail.+ Prop. Incr/Decr	22-23	23-24	24-25	25-26	Total Budgeted up to 2026
42013 Intergov - Federal - Federal Transit Administration	0	0	0	0	0	0	0	0	0	0	0
42110 Intergov - State - CA Department of Transportation	520,397	411,005	109,392	0	520,397	109,392	0	0	0	0	520,397
61510 Transfer In from Fund 1510	11,140	11,140	0	0	11,140	0	0	0	0	0	11,140
61720 Transfer In from Fund 1720	2,050	2,050	0	0	2,050	0	0	0	0	0	2,050
64510 Transfer In from Fund 4510	378,503	128,945	249,558	0	378,503	249,558	0	0	0	0	378,503
<b>Revenue Totals:</b>	<b>912,090</b>	<b>553,140</b>	<b>358,950</b>	<b>0</b>	<b>912,090</b>	<b>358,950</b>	<b>0</b>	<b>0</b>	<b>0</b>	<b>0</b>	<b>988,090</b>

Expenditures	Budget	Actual+Commit	Available	Prop. Inc./Dec. for 21-22	Budget+Prop. Inc./Dec.	Avail.+Prop. Inc./Dec.	22-23	23-24	24-25	25-26	Total Budgeted up to 2026
CA Construction Admin	73,104	62,156	10,948	0	73,104	10,948	0	0	0	0	73,104
CON Construction	496,000	309,311	186,689	0	496,000	186,689	0	0	0	0	496,000
CTGY-CIP Contingency - CIP	49,600	18,752	30,848	0	49,600	30,848	0	0	0	0	49,600
EDA Eng/Design/Admin	117,296	120,127	-2,831	0	117,296	-2,831	0	0	0	0	117,296
LA Land Acquisition	161,090	152,481	8,609	0	161,090	8,609	0	0	0	0	161,090
UE Utility and EIR	15,000	21,642	-6,642	0	15,000	-6,642	0	0	0	0	15,000
<b>Expenditure Totals:</b>	<b>912,090</b>	<b>684,469</b>	<b>227,621</b>	<b>0</b>	<b>912,090</b>	<b>227,621</b>	<b>0</b>	<b>0</b>	<b>0</b>	<b>0</b>	<b>912,090</b>

Fund Balance Required	Budget+Prop. Inc./Dec.	Available+Prop Inc./Dec.
Capital Grants - Streets CIP Projects-3160	0	-131,329



**City of Modesto**

Project #: 100728

CED - Right Turn Lane W B D Street @ NB 9th Street - CML 5059(198)



**City of Modesto: 2022-26 Capital Improvement Program**

**CED - Right Turn Lane W B D Street @ NB 9th Street - FHWA-CalTrans-CML 5059(198)-  
2012-20.205 HWY Planning and Con (Suspended)**

**100728**

**Capital Un-sponsored**

<i>Cost Center:</i> 14999	<i>Category:</i> Traffic Circulation	<i>Start Date:</i> 2018
<i>Hosting Fund:</i> Capital Grants - Streets CIP Projects-3160	<i>Type Class:</i> Low Cost Traffic Improvements	<i>End Date:</i> 2022
<i>Element Listing:</i> Comm Dev	<i>Area:</i> Within City	<i>Status:</i> Active
<i>Classification:</i> Improvements	<i>Manager:</i> Sandhu, Sandeep	<i>Const. Code:</i> Construction Completed

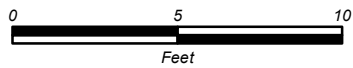

*Proj Desc:* Right Turn Lane WB D Street @ NB 9th Street - CML 5059 (198)

*Proj Stat:* Construction complete. Improvements accepted by City Council 12/1/2020. Warranty period will end 12/1/2021. Final report of expenditure to Caltrans will follow.

Revenues	Budget	Actuals+Commit	Available	Prop. Inc./Dec. for 21-22	Bud + Prop. Incr/Decr	Avail.+ Prop. Incr/Decr	22-23	23-24	24-25	25-26	Total Budgeted up to 2026
42013 Intergov - Federal - Federal Transit Administration	115,000	114,999	1	0	115,000	1	0	0	0	0	115,000
42110 Intergov - State - CA Department of Transportation	1,199,936	1,109,446	90,490	0	1,199,936	90,490	0	0	0	0	1,199,936
<b>Revenue Totals:</b>	<b>1,314,936</b>	<b>1,224,445</b>	<b>90,491</b>	<b>0</b>	<b>1,314,936</b>	<b>90,491</b>	<b>0</b>	<b>0</b>	<b>0</b>	<b>0</b>	<b>1,314,936</b>

Expenditures	Budget	Actual+Commit	Available	Prop. Inc./Dec. for 21-22	Budget+Prop. Inc./Dec.	Avail.+Prop. Inc./Dec.	22-23	23-24	24-25	25-26	Total Budgeted up to 2026
CA Construction Admin	159,276	153,530	5,746	0	159,276	5,746	0	0	0	0	159,276
CON Construction	861,843	857,855	3,988	0	861,843	3,988	0	0	0	0	861,843
CTGY-CIP Contingency - CIP	53,684	19,951	33,733	0	53,684	33,733	0	0	0	0	53,684
EDA Eng/Design/Admin	225,133	224,672	461	0	225,133	461	0	0	0	0	225,133
SUP Con Supp Work	0	0	0	0	0	0	0	0	0	0	0
UE Utility Relocation	15,000	13,187	1,813	0	15,000	1,813	0	0	0	0	15,000
<b>Expenditure Totals:</b>	<b>1,314,936</b>	<b>1,269,195</b>	<b>45,741</b>	<b>0</b>	<b>1,314,936</b>	<b>45,741</b>	<b>0</b>	<b>0</b>	<b>0</b>	<b>0</b>	<b>1,314,936</b>

Fund Balance Required	Budget+Prop. Inc./Dec.	Available+Prop. Inc./Dec.
Capital Grants - Streets CIP Projects-3160	0	-44,750



**City of Modesto**

Project #: 100762

PW - Synchronize Traffic Signals Outside Downtown



**City of Modesto: 2022-26 Capital Improvement Program**

**CED - Synchronize Traffic Signals Outside Downtown-FHWA-CalTrans-CML-5059(200)-  
2013-20.205 HWY Planning and Con**

**100762**

**Capital Un-sponsored**

<i>Cost Center:</i> 14999	<i>Category:</i> Traffic Circulation	<i>Start Date:</i>
<i>Hosting Fund:</i> Capital Grants - Streets CIP Projects-3160	<i>Type Class:</i> Traffic Signal Coordination	<i>End Date:</i>
<i>Element Listing:</i> Comm Dev	<i>Area:</i> Within City	<i>Status:</i> Closed
<i>Classification:</i> Improvements	<i>Manager:</i> Murphy, Mark G	<i>Const. Code:</i> New or Future

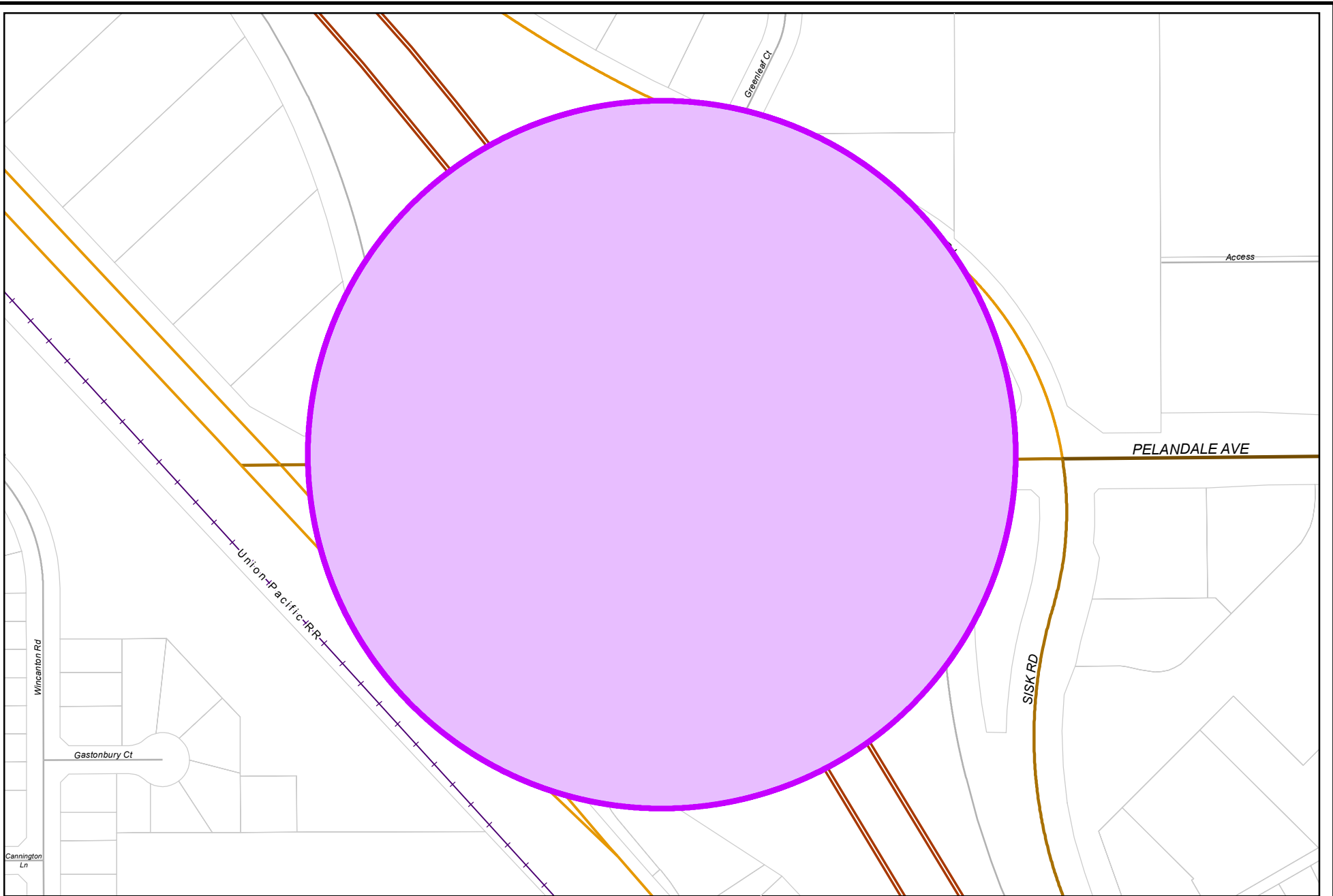
*Proj Desc:* Project will retime downtown traffic signals to provide better coordination and traffic flow.

*Proj Stat:* Active - ongoing.

<b>Revenues</b>	Budget	Actuals+Commit	Available	Prop. Inc./Dec. for 21-22	Bud + Prop. Incr/Decr	Avail.+ Prop. Incr/Decr	22-23	23-24	24-25	25-26	Total Budgeted up to 2026
42110 Intergov - State - CA Department of Transportation	490,000	434,602	55,398	0	490,000	55,398	0	0	0	0	490,000
<b>Revenue Totals:</b>	490,000	434,602	55,398	0	490,000	55,398	0	0	0	0	490,000

<b>Expenditures</b>	Budget	Actual+Commit	Available	Prop. Inc./Dec. for 21-22	Budget+Prop. Inc./Dec.	Avail.+Prop. Inc./Dec.	22-23	23-24	24-25	25-26	Total Budgeted up to 2026
CC Consultant Charges	428,322	376,968	51,354	0	428,322	51,354	0	0	0	0	428,322
CCF City Construct Force	61,678	57,634	4,044	0	61,678	4,044	0	0	0	0	61,678
<b>Expenditure Totals:</b>	490,000	434,602	55,398	0	490,000	55,398	0	0	0	0	490,000

<b>Fund Balance Required</b>	Budget+Prop. Inc./Dec.	Available+Prop. Inc./Dec.
Capital Grants - Streets CIP Projects-3160	0	0



**City of Modesto**

Project #: 100786

PW - SR 99/Pelandale Project Const



**City of Modesto: 2022-26 Capital Improvement Program**

**CED - SR 99/Pelandale Project Const-FHWA-CalTrans-10-472101-2014-20.205 HWY  
Planning and Con (Suspended)**

**100786**

**Capital Un-sponsored**

<i>Cost Center:</i> 14999	<i>Category:</i> Traffic Circulation	<i>Start Date:</i>
<i>Hosting Fund:</i> Capital Grants - Streets CIP Projects-3160	<i>Type Class:</i> Intersection Upgrade	<i>End Date:</i>
<i>Element Listing:</i> Comm Dev	<i>Area:</i> Within City	<i>Status:</i> Closed
<i>Classification:</i> Improvements	<i>Manager:</i> Sandhu, Balhar	<i>Const. Code:</i> Under Construction

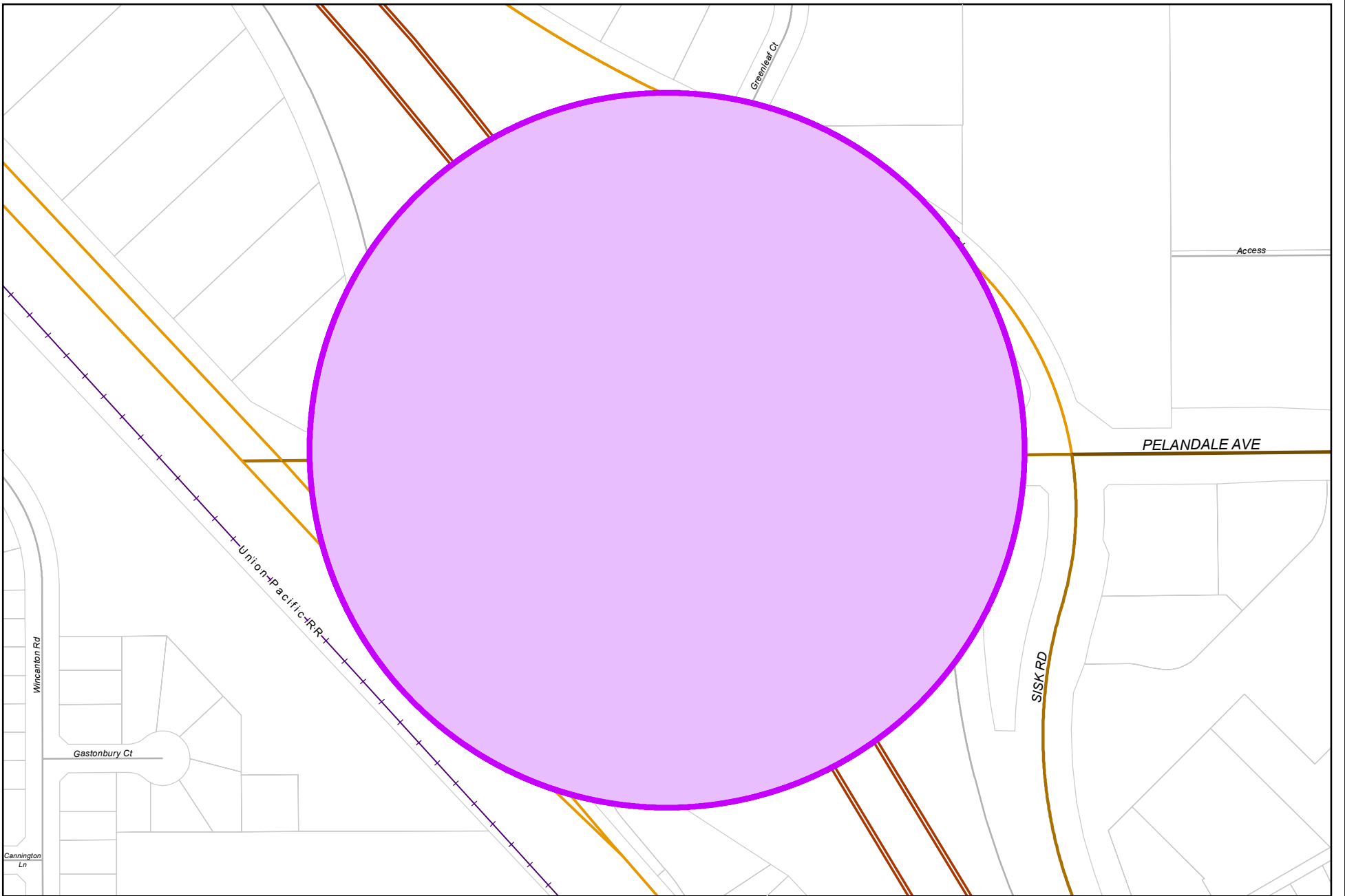
*Proj Desc:* Reconstruction of the Pelandale Avenue overcrossing, the State Route 99 on and off ramps in new alignments, in addition to the construction of the southbound auxiliary lane towards Standiford Ave interchange.

*Proj Stat:* Construction complete, staff is waiting on the record of survey to be completed to close out the project.

Revenues	Budget	Actuals+Commit	Available	Prop. Inc./Dec. for 21-22	Bud + Prop. Incr/Decr	Avail.+ Prop. Incr/Decr	22-23	23-24	24-25	25-26	Total Budgeted up to 2026
42193 Intergov - State - Prop 1B - PTMISEA	41,630,000	39,558,597	2,071,403	0	41,630,000	2,071,403	0	0	0	0	41,630,000
49001 Sales of Fixed Assets	0	0	0	0	0	0	0	0	0	0	0
63410 Transfer In from Fund 3410	13,167	13,167	0	0	13,167	0	0	0	0	0	13,167
<b>Revenue Totals:</b>	<b>41,643,167</b>	<b>39,571,764</b>	<b>2,071,403</b>	<b>0</b>	<b>41,643,167</b>	<b>2,071,403</b>	<b>0</b>	<b>0</b>	<b>0</b>	<b>0</b>	<b>42,133,167</b>

Expenditures	Budget	Actual+Commit	Available	Prop. Inc./Dec. for 21-22	Budget+Prop. Inc./Dec.	Avail.+Prop. Inc./Dec.	22-23	23-24	24-25	25-26	Total Budgeted up to 2026
CA Construction Admin	1,278,995	1,096,686	182,309	0	1,278,995	182,309	0	0	0	0	1,278,995
CC Consultant Charges	4,778,657	4,394,145	384,512	0	4,778,657	384,512	0	0	0	0	4,778,657
CON Construction	30,999,969	29,392,753	1,607,216	0	30,999,969	1,607,216	0	0	0	0	30,999,969
CTGY-CIP Contingency - CIP	2,800,671	2,525,423	275,248	0	2,800,671	275,248	0	0	0	0	2,800,671
SUP Con Supp Work	2,329,360	2,162,757	166,603	0	2,329,360	166,603	0	0	0	0	2,329,360
<b>Expenditure Totals:</b>	<b>42,187,652</b>	<b>39,571,764</b>	<b>2,615,888</b>	<b>0</b>	<b>42,187,652</b>	<b>2,615,888</b>	<b>0</b>	<b>0</b>	<b>0</b>	<b>0</b>	<b>42,187,652</b>

Fund Balance Required	Budget+Prop. Inc./Dec.	Available+Prop. Inc./Dec.
Capital Grants - Streets CIP Projects-3160	544,485	544,485



# City of Modesto

Project #: 100787

PW- Pelandale I/C Monument Sign



**City of Modesto: 2022-26 Capital Improvement Program**

**CED - Pelandale I/C Monument Sign (Suspended)**

**100787**  
**Capital Un-sponsored**

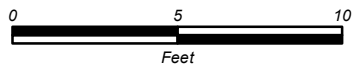

<i>Cost Center:</i> 14999	<i>Category:</i> Traffic Circulation	<i>Start Date:</i>
<i>Hosting Fund:</i> Streets Capital Facility Fee Fund-3410	<i>Type Class:</i> Intersection Upgrade	<i>End Date:</i>
<i>Element Listing:</i> Comm Dev	<i>Area:</i> Within City	<i>Status:</i> Active
<i>Classification:</i> Improvements	<i>Manager:</i> Sandhu, Balhar	<i>Const. Code:</i> Under Construction

*Proj Desc:* This project proposes the reconstruction of SR99/Pelandale Interchange at a new alignment. This project also includes a new monument sign and enhanced landscaping.

*Proj Stat:* Construction is complete. Staff is waiting for Pelandale to close out as some adjustments are needed between projects.

Expenditures	Budget	Actual+Commit	Available	Prop. Inc./Dec. for 21-22	Budget+Prop. Inc./Dec.	Avail.+Prop. Inc./Dec.	22-23	23-24	24-25	25-26	Total Budgeted up to 2026
CA Construction Admin	71,121	100,611	-29,490	0	71,121	-29,490	0	0	0	0	71,121
CC Consultant Charges	10,000	8,882	1,118	0	10,000	1,118	0	0	0	0	10,000
CON Construction	303,531	175,869	127,662	0	303,531	127,662	0	0	0	0	303,531
<b>Expenditure Totals:</b>	<b>384,652</b>	<b>285,363</b>	<b>99,289</b>	<b>0</b>	<b>384,652</b>	<b>99,289</b>	<b>0</b>	<b>0</b>	<b>0</b>	<b>0</b>	<b>384,652</b>

<b>Fund Balance Required</b>	Budget+Prop. Inc./Dec.	Available+Prop. Inc./Dec.
Streets Capital Facility Fee Fund-3410	384,652	99,289



**City of Modesto**

Project #: 100806

CED - 2016 Pavement Rehabilitation Project



**City of Modesto: 2022-26 Capital Improvement Program**

**PW - 2016 Pavement Rehabilitation Project-FHWA-CalTrans-STPL-5059(205)-2014-20.205  
HWY Planning and Con**

**100806**

**Capital Un-sponsored**

<i>Cost Center:</i> 14999	<i>Category:</i> Traffic Circulation	<i>Start Date:</i> 2016
<i>Hosting Fund:</i> Capital Grants - Streets CIP Projects-3160	<i>Type Class:</i> Maintenance	<i>End Date:</i> 2022
<i>Element Listing:</i> Comm Svcs & Fac	<i>Area:</i> Within City	<i>Status:</i> Active
<i>Classification:</i> Maintenance	<i>Manager:</i> Soares, Phillip	<i>Const. Code:</i> Under Construction

*Proj Desc:* This is a federally funded pavement rehabilitation project to resurface La Loma, Yosemite, James, Burney. The existing structural section will be analyzed to determine what treatment will be needed to improve the condition of the street. Curb ramps will be upgraded to meet current ADA standards and additional pedestrian safety features.

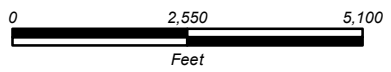
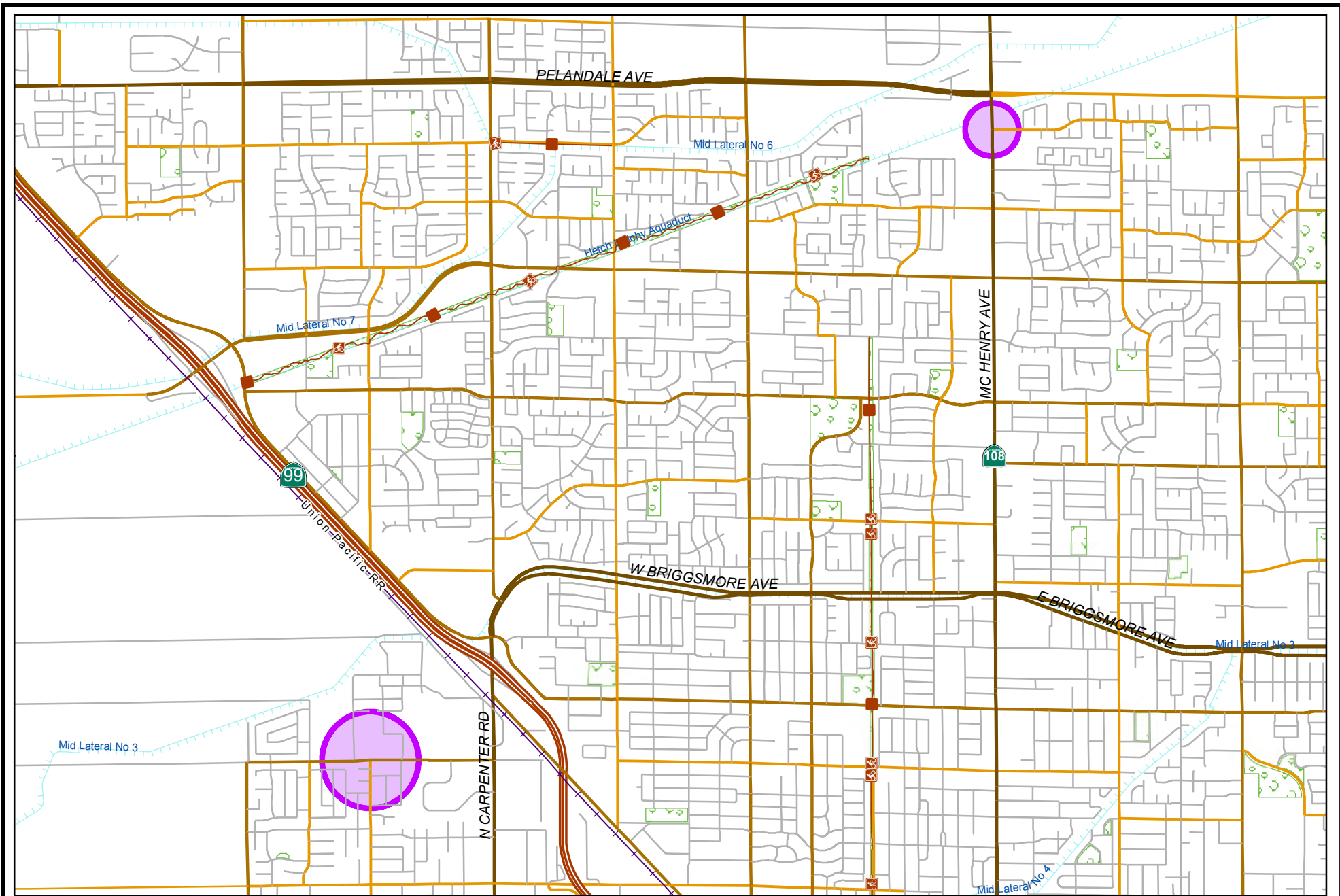
Federal project # stpl-5059(205).

*Proj Stat:* In construction.

Revenues	Budget	Actuals+Commit	Available	Prop. Inc./Dec. for 21-22	Bud + Prop. Inc./Decr	Avail. + Prop. Inc./Decr	22-23	23-24	24-25	25-26	Total Budgeted up to 2026
42090 Intergov - Federal - Miscellaneous	0	0	0	0	0	0	0	0	0	0	0
42110 Intergov - State - CA Department of Transportation	1,857,573	238,972	1,618,601	0	1,857,573	1,618,601	0	0	0	0	1,857,573
61410 Transfer In from Fund 1410	750,000	0	750,000	0	750,000	750,000	0	0	0	0	750,000
<b>Revenue Totals:</b>	<b>2,607,573</b>	<b>238,972</b>	<b>2,368,601</b>	<b>0</b>	<b>2,607,573</b>	<b>2,368,601</b>	<b>0</b>	<b>0</b>	<b>0</b>	<b>0</b>	<b>2,607,573</b>

Expenditures	Budget	Actual+Commit	Available	Prop. Inc./Dec. for 21-22	Budget+Prop. Inc./Dec.	Avail.+Prop. Inc./Dec.	22-23	23-24	24-25	25-26	Total Budgeted up to 2026
CA Construction Admin	237,674	39,019	198,655	0	237,674	198,655	0	0	0	0	237,674
CCF City Construct Force	15,920	0	15,920	0	15,920	15,920	0	0	0	0	15,920
CON Construction	1,880,845	1,880,845	0	0	1,880,845	0	0	0	0	0	1,880,845
CTGY-CIP Contingency - CIP	188,084	0	188,084	0	188,084	188,084	0	0	0	0	188,084
EDA Eng/Design/Admin	285,050	300,496	-15,446	0	285,050	-15,446	0	0	0	0	285,050
<b>Expenditure Totals:</b>	<b>2,607,573</b>	<b>2,220,360</b>	<b>387,213</b>	<b>0</b>	<b>2,607,573</b>	<b>387,213</b>	<b>0</b>	<b>0</b>	<b>0</b>	<b>0</b>	<b>2,607,573</b>

Fund Balance Required	Budget+Prop. Inc./Dec.	Available+Prop. Inc./Dec.
Capital Grants - Streets CIP Projects-3160	0	-1,981,388



# City of Modesto

Project #: 100870

CED - New Traffic Signals - McHenry/Grecian & Blue Gum/Rosemore



**City of Modesto: 2022-26 Capital Improvement Program**

**PW - New Traffic Signals - McHenry/Grecian & Blue Gum/Rosemore-FHWA-CalTrans-CML-5059(207)-2014-20.205 HWY Planning and Con (Suspended)**

**100870**

**Capital Un-sponsored**

<i>Cost Center:</i> 59999	<i>Category:</i> Traffic Circulation	<i>Start Date:</i> 2015
<i>Hosting Fund:</i> Capital Grants - Streets CIP Projects-3160	<i>Type Class:</i> Other Street Projects	<i>End Date:</i> 2021
<i>Element Listing:</i> Comm Svcs & Fac	<i>Area:</i> Within City	<i>Status:</i> Active
<i>Classification:</i> Improvements	<i>Manager:</i> Sandhu, Sandeep	<i>Const. Code:</i> Construction Completed

*Proj Desc:* CED - New Traffic Signals 2015 - McHenry/Grecian

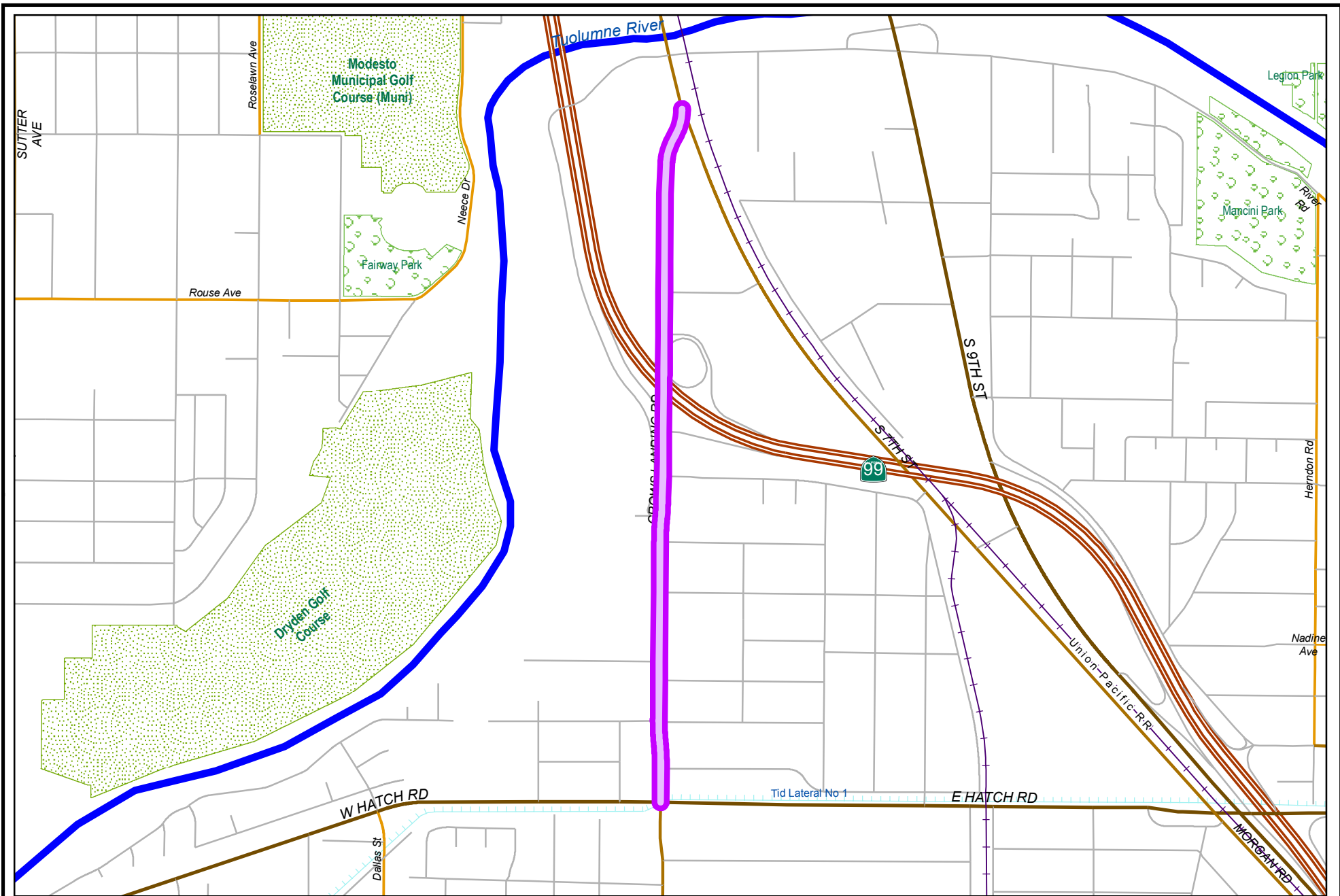
This project will construct new traffic signal at McHenry Ave/Grecian Ave. This project will improve traffic flow by allowing continuous flow reducing air pollution, congestion, and traffic delays.

*Proj Stat:* Draft Final Report submitted to Caltrans November 2020, waiting on AMOD to be processed by Caltrans to submit Final Report

Revenues	Budget	Actuals+Commit	Available	Prop. Inc./Dec. for 21-22	Bud + Prop. Incr/Decr	Avail.+ Prop. Incr/Decr	22-23	23-24	24-25	25-26	Total Budgeted up to 2026
42110 Intergov - State - CA Department of Transportation	618,450	493,321	125,129	0	618,450	125,129	0	0	0	0	618,450
<b>Revenue Totals:</b>	<b>618,450</b>	<b>493,321</b>	<b>125,129</b>	<b>0</b>	<b>618,450</b>	<b>125,129</b>	<b>0</b>	<b>0</b>	<b>0</b>	<b>0</b>	<b>618,450</b>

Expenditures	Budget	Actual+Commit	Available	Prop. Inc./Dec. for 21-22	Budget+Prop. Inc./Dec.	Avail.+Prop. Inc./Dec.	22-23	23-24	24-25	25-26	Total Budgeted up to 2026
CA Construction Admin	66,268	62,966	3,302	0	66,268	3,302	0	0	0	0	66,268
CON Construction	385,182	359,179	26,003	0	385,182	26,003	0	0	0	0	385,182
CTGY-CIP Contingency - CIP	72,000	44,313	27,687	0	72,000	27,687	0	0	0	0	72,000
EDA Eng/Design/Admin	95,000	95,456	-456	0	95,000	-456	0	0	0	0	95,000
<b>Expenditure Totals:</b>	<b>618,450</b>	<b>561,914</b>	<b>56,536</b>	<b>0</b>	<b>618,450</b>	<b>56,536</b>	<b>0</b>	<b>0</b>	<b>0</b>	<b>0</b>	<b>618,450</b>

Fund Balance Required	Budget+Prop. Inc./Dec.	Available+Prop. Inc./Dec.
Capital Grants - Streets CIP Projects-3160	0	-68,592



# City of Modesto

Project #: 100881

CED - Pavement Rehabilitation of Crows Landing Rd, Pelandale Ave & Stanford Ave



**City of Modesto: 2022-26 Capital Improvement Program**

**CED - Pavement Rehabilitation of Crows Landing Rd - FHWA-CalTrans-STPL-5059(208)-  
2014-20.205 HWY Planning and Con**

**100881**

**Capital Un-sponsored**

<i>Cost Center:</i> 14999	<i>Category:</i> Traffic Circulation	<i>Start Date:</i> 2018
<i>Hosting Fund:</i> Capital Grants - Streets CIP Projects-3160	<i>Type Class:</i> Maintenance	<i>End Date:</i> 2022
<i>Element Listing:</i> Comm Svcs & Fac	<i>Area:</i> Within City	<i>Status:</i> Active
<i>Classification:</i> Maintenance	<i>Manager:</i> Soares, Phillip	<i>Const. Code:</i> Not Awarded

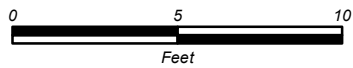

*Proj Desc:* This is a federally funded pavement project utilizing RSTP funds. This project includes Crows Landing Rd from Pecos to Hatch Road. Toll Credits will be used in place of match money.

*Proj Stat:* Design is 95%. Construction to begin in summer, 2021. We have E-76 for Construction funds.

<b>Revenues</b>	Budget	Actuals+Commit	Available	Prop. Inc./Dec. for 21-22	Bud + Prop. Incr/Decr	Avail.+ Prop. Incr/Decr	22-23	23-24	24-25	25-26	Total Budgeted up to 2026
42110 Intergov - State - CA Department of Transportation	250,000	199,923	50,077	0	250,000	50,077	0	0	0	0	250,000
<b>Revenue Totals:</b>	250,000	199,923	50,077	0	250,000	50,077	0	0	0	0	250,000

<b>Expenditures</b>	Budget	Actual+Commit	Available	Prop. Inc./Dec. for 21-22	Budget+Prop. Inc./Dec.	Avail.+Prop. Inc./Dec.	22-23	23-24	24-25	25-26	Total Budgeted up to 2026
EDA Eng/Design/Admin	250,000	254,238	-4,238	0	250,000	-4,238	0	0	0	0	250,000
<b>Expenditure Totals:</b>	250,000	254,238	-4,238	0	250,000	-4,238	0	0	0	0	250,000

<b>Fund Balance Required</b>	Budget+Prop. Inc./Dec.	Available+Prop. Inc./Dec.
Capital Grants - Streets CIP Projects-3160	0	-54,316



**City of Modesto**

Project #: 100884

PW - Install New Emergency Vehicle Pre-Emption Equipment



**City of Modesto: 2022-26 Capital Improvement Program**

**PW - Install New Emergency Vehicle Pre-Emption Equipment-FHWA-CalTrans-HSIPL-5059(204)-2015-20.205 HWY Planning and Con (Suspended)**

**100884**

**Capital Un-sponsored**

<i>Cost Center:</i> 59999	<i>Category:</i> Traffic Circulation	<i>Start Date:</i>
<i>Hosting Fund:</i> Capital Grants - Streets CIP Projects-3160	<i>Type Class:</i> Traffic Control Devices	<i>End Date:</i>
<i>Element Listing:</i> Comm Dev	<i>Area:</i> Within City	<i>Status:</i> Active
<i>Classification:</i> Improvements	<i>Manager:</i> Collins, Scott	<i>Const. Code:</i> To be Closed

*Proj Desc:* This project will install Emergency Vehicle Pre-Emption (EVP) systems at signalized intersections that currently do not have EVP systems and will upgrade phase detectors at 46 intersections where EVP systems have been previously installed.

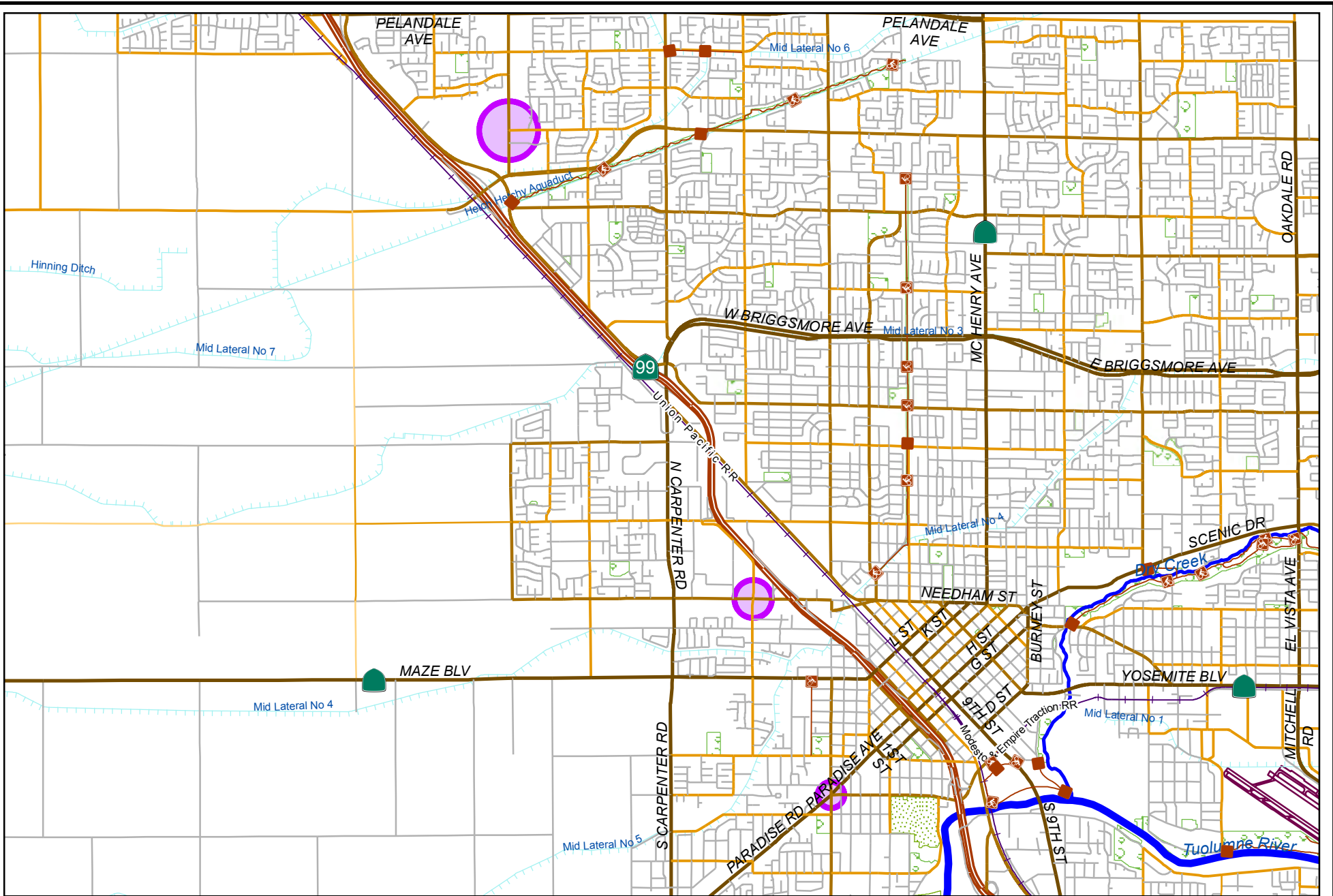
*Proj Stat:* Complete. Working on final closeout with Caltrans.

Revenues	Budget	Actuals+Commit	Available	Prop. Inc./Dec. for 21-22	Bud + Prop. Incr/Decr	Avail.+ Prop. Incr/Decr	22-23	23-24	24-25	25-26	Total Budgeted up to 2026
42110 Intergov - State - CA Department of Transportation	553,500	553,215	285	0	553,500	285	0	0	0	0	553,500
60100 Transfer In from Fund 0100	0	0	0	0	0	0	0	0	0	0	0
61410 Transfer In from Fund 1410	61,500	61,468	32	0	61,500	32	0	0	0	0	61,500
<b>Revenue Totals:</b>	<b>615,000</b>	<b>614,683</b>	<b>317</b>	<b>0</b>	<b>615,000</b>	<b>317</b>	<b>0</b>	<b>0</b>	<b>0</b>	<b>0</b>	<b>865,000</b>

Expenditures	Budget	Actual+Commit	Available	Prop. Inc./Dec. for 21-22	Budget+Prop. Inc./Dec.	Avail.+Prop. Inc./Dec.	22-23	23-24	24-25	25-26	Total Budgeted up to 2026
CA Construction Admin	0	27	-27	0	0	-27	0	0	0	0	0
CON Construction	586,000	585,783	217	0	586,000	217	0	0	0	0	586,000
CTGY-CIP Contingency - CIP	0	0	0	0	0	0	0	0	0	0	0
EDA Eng/Design/Admin	29,000	29,279	-279	0	29,000	-279	0	0	0	0	29,000
<b>Expenditure Totals:</b>	<b>615,000</b>	<b>615,089</b>	<b>-89</b>	<b>0</b>	<b>615,000</b>	<b>-89</b>	<b>0</b>	<b>0</b>	<b>0</b>	<b>0</b>	<b>615,000</b>

**Fund Balance Required**

Capital Grants - Streets CIP Projects-3160	Budget+Prop. Inc./Dec.	Available+Prop. Inc./Dec.
	0	-406



**City of Modesto**

Project #: 100939

PW - Upgrade Traffic Signals 2015



**City of Modesto: 2022-26 Capital Improvement Program**

**PW - Upgrade Traffic Signals 2015-FHWA-CalTrans-CML-5059(212)-2015-20.205 HWY  
Planning and Con (Suspended)**

**100939**

**Capital Un-sponsored**

<i>Cost Center:</i> 59999	<i>Category:</i> Traffic Circulation	<i>Start Date:</i>
<i>Hosting Fund:</i> Capital Grants - Streets CIP Projects-3160	<i>Type Class:</i> Traffic Control Devices	<i>End Date:</i>
<i>Element Listing:</i> Comm Dev	<i>Area:</i> Within City	<i>Status:</i> Active
<i>Classification:</i> Improvements	<i>Manager:</i> Collins, Scott	<i>Const. Code:</i> To be Closed

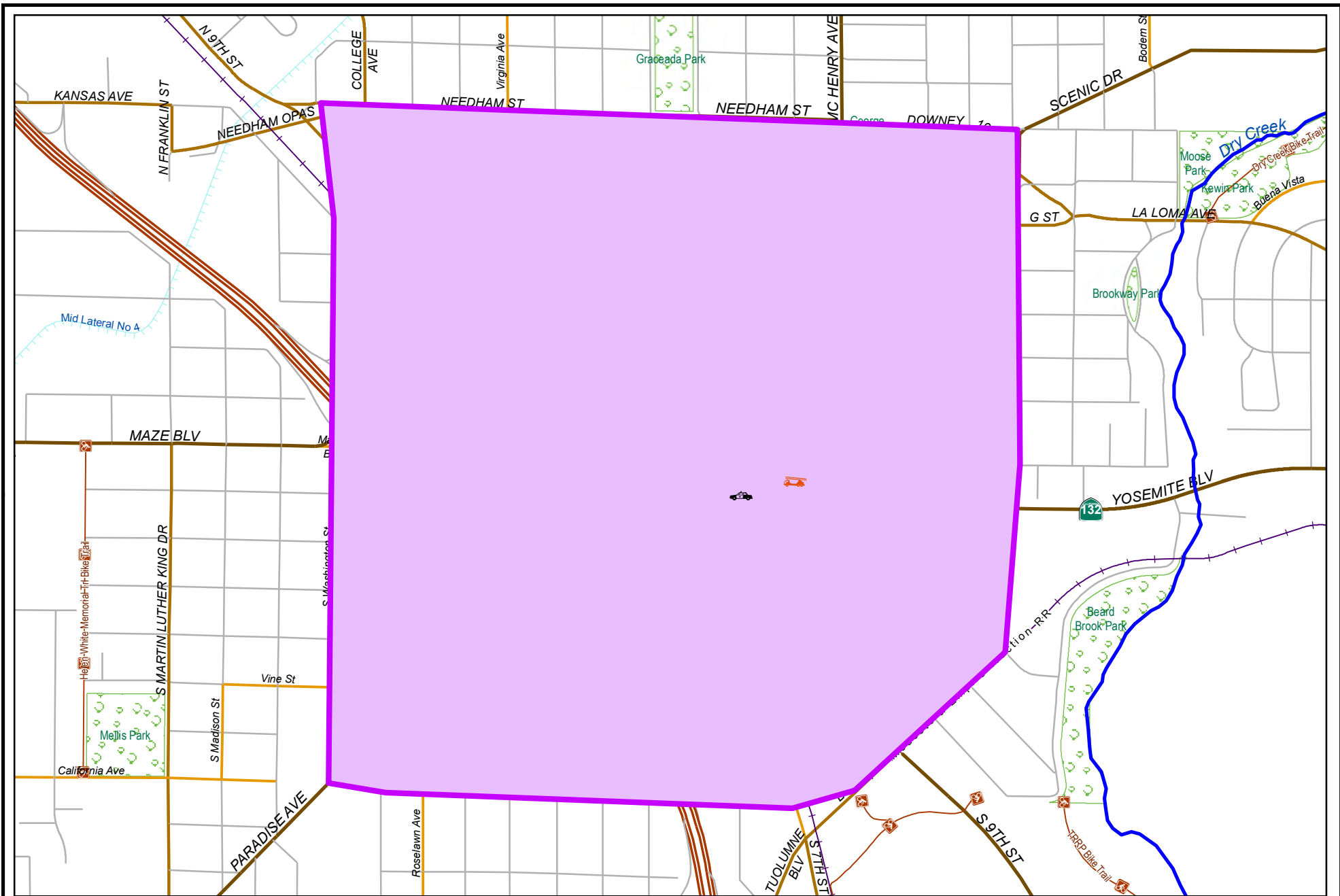
*Proj Desc:* Upgrade traffic signals at: Kansas Ave @ Emerald Ave, Paradise Rd @ Mr. Luther King Blvd., and Dale Rd. @ Veneman

*Proj Stat:* Complete. Working on final closeout with Caltrans.

Revenues	Budget	Actuals+Commit	Available	Prop. Inc./Dec. for 21-22	Bud + Prop. Incr/Decr	Avail.+ Prop. Incr/Decr	22-23	23-24	24-25	25-26	Total Budgeted up to 2026
42110 Intergov - State - CA Department of Transportation	612,000	547,350	64,650	0	612,000	64,650	0	0	0	0	612,000
61700 Transfer In from Fund 1700	144,061	0	144,061	0	144,061	144,061	0	0	0	0	144,061
<b>Revenue Totals:</b>	<b>756,061</b>	<b>547,350</b>	<b>208,711</b>	<b>0</b>	<b>756,061</b>	<b>208,711</b>	<b>0</b>	<b>0</b>	<b>0</b>	<b>0</b>	<b>756,061</b>

Expenditures	Budget	Actual+Commit	Available	Prop. Inc./Dec. for 21-22	Budget+Prop. Inc./Dec.	Avail.+Prop. Inc./Dec.	22-23	23-24	24-25	25-26	Total Budgeted up to 2026
CA Construction Admin	85,500	52,197	33,303	0	85,500	33,303	0	0	0	0	85,500
CON Construction	518,561	518,561	0	0	518,561	0	0	0	0	0	518,561
CTGY-CIP Contingency-CIP	52,000	50,241	1,759	0	52,000	1,759	0	0	0	0	52,000
EDA Eng/Design/Admin	100,000	55,492	44,508	0	100,000	44,508	0	0	0	0	100,000
<b>Expenditure Totals:</b>	<b>756,061</b>	<b>676,492</b>	<b>79,569</b>	<b>0</b>	<b>756,061</b>	<b>79,569</b>	<b>0</b>	<b>0</b>	<b>0</b>	<b>0</b>	<b>756,061</b>

Fund Balance Required	Budget+Prop. Inc./Dec.	Available+Prop. Inc./Dec.
Capital Grants - Streets CIP Projects-3160	0	-129,142



# City of Modesto

Project #: 100940

PW - Synchronize Traffic Signals Downtown 2015



**City of Modesto: 2022-26 Capital Improvement Program**

**PW - Synchronize Traffic Signals Downtown 2015-FHWA-CalTrans-CML-5059(217)-2016-20.205 HWY Planning and Con**

**100940**

**Capital Un-sponsored**

<i>Cost Center:</i> 59999	<i>Category:</i> Traffic Circulation	<i>Start Date:</i>
<i>Hosting Fund:</i> Capital Grants - Streets CIP Projects-3160	<i>Type Class:</i> Traffic Control Devices	<i>End Date:</i>
<i>Element Listing:</i> Comm Dev	<i>Area:</i> Within City	<i>Status:</i> Active
<i>Classification:</i> Improvements	<i>Manager:</i> Collins, Scott	<i>Const. Code:</i> New or Future

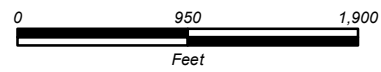
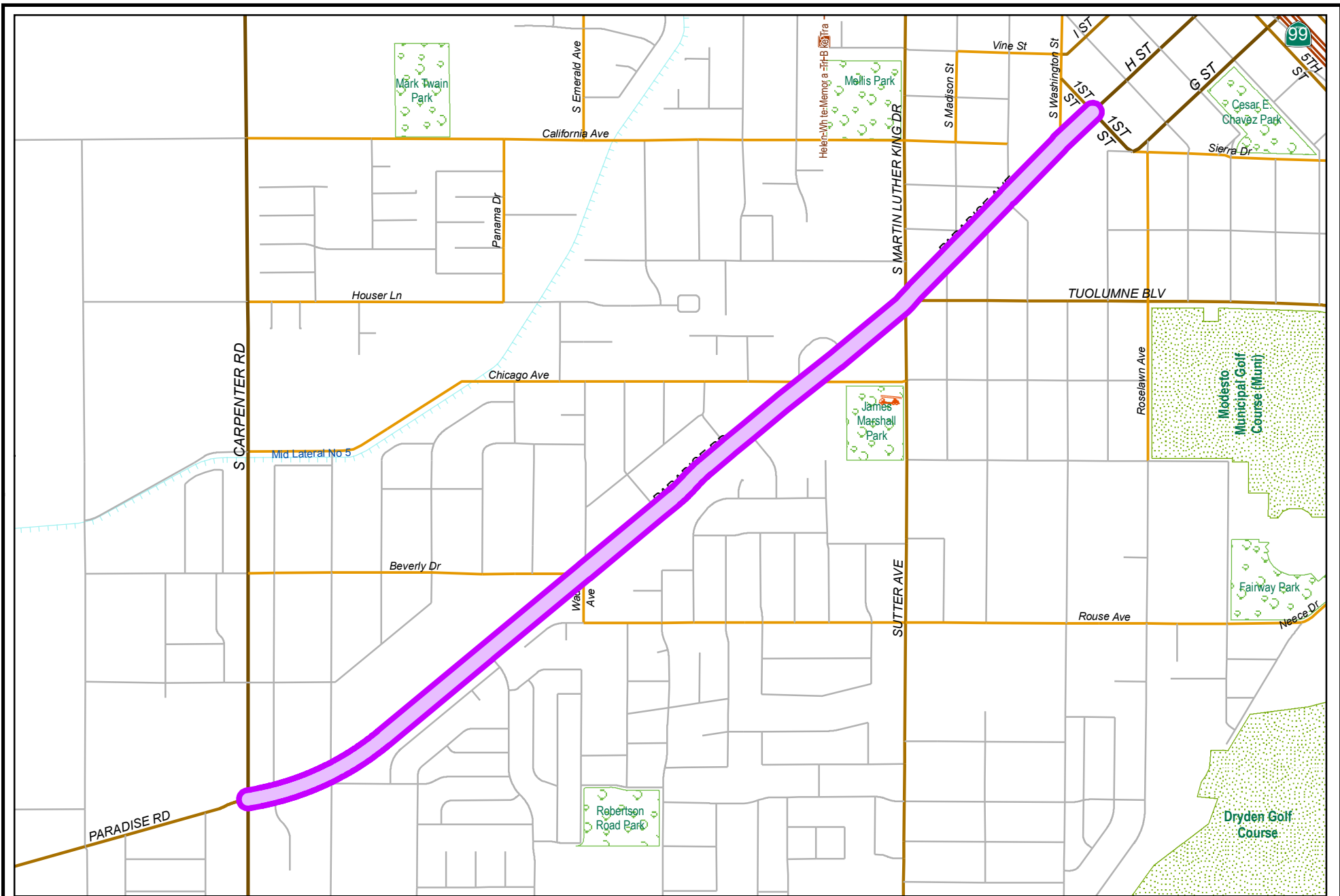
*Proj Desc:* Coordinating traffic signals for the Central Business District in downtown Modesto.

*Proj Stat:* Consultant RFP out to bid.

Revenues	Budget	Actuals+Commit	Available	Prop. Inc./Dec. for 21-22	Bud + Prop. Incr/Decr	Avail.+ Prop. Incr/Decr	22-23	23-24	24-25	25-26	Total Budgeted up to 2026
42110 Intergov - State - CA Department of Transportation	400,000	29,436	370,564	0	400,000	370,564	0	0	0	0	400,000
Revenue Totals:	400,000	29,436	370,564	0	400,000	370,564	0	0	0	0	400,000

Expenditures	Budget	Actual+Commit	Available	Prop. Inc./Dec. for 21-22	Budget+Prop. Inc./Dec.	Avail.+Prop. Inc./Dec.	22-23	23-24	24-25	25-26	Total Budgeted up to 2026
CON Construction	400,000	29,411	370,589	0	400,000	370,589	0	0	0	0	400,000
Expenditure Totals:	400,000	29,411	370,589	0	400,000	370,589	0	0	0	0	400,000

Fund Balance Required	Budget+Prop. Inc./Dec.	Available+Prop. Inc./Dec.
Capital Grants - Streets CIP Projects-3160	0	25



# City of Modesto

Project #: 100942

CED - Paradise Road from S. Carpenter Road to Sheridan Street



**City of Modesto: 2022-26 Capital Improvement Program**

**CED - Paradise Road from S. Carpenter Road to 1st Street-FHWA-CalTrans-STPL-5059(219)-2016-20.205 HWY Planning and Con**

**100942**

**Capital Un-sponsored**

<i>Cost Center:</i> 14999	<i>Category:</i> Traffic Circulation	<i>Start Date:</i> 2019
<i>Hosting Fund:</i> Capital Grants - Streets CIP Projects-3160	<i>Type Class:</i> Maintenance	<i>End Date:</i> 2022
<i>Element Listing:</i> Comm Svcs & Fac	<i>Area:</i> Within City	<i>Status:</i> Active
<i>Classification:</i> Maintenance	<i>Manager:</i> Soares, Phillip	<i>Const. Code:</i> Not Awarded

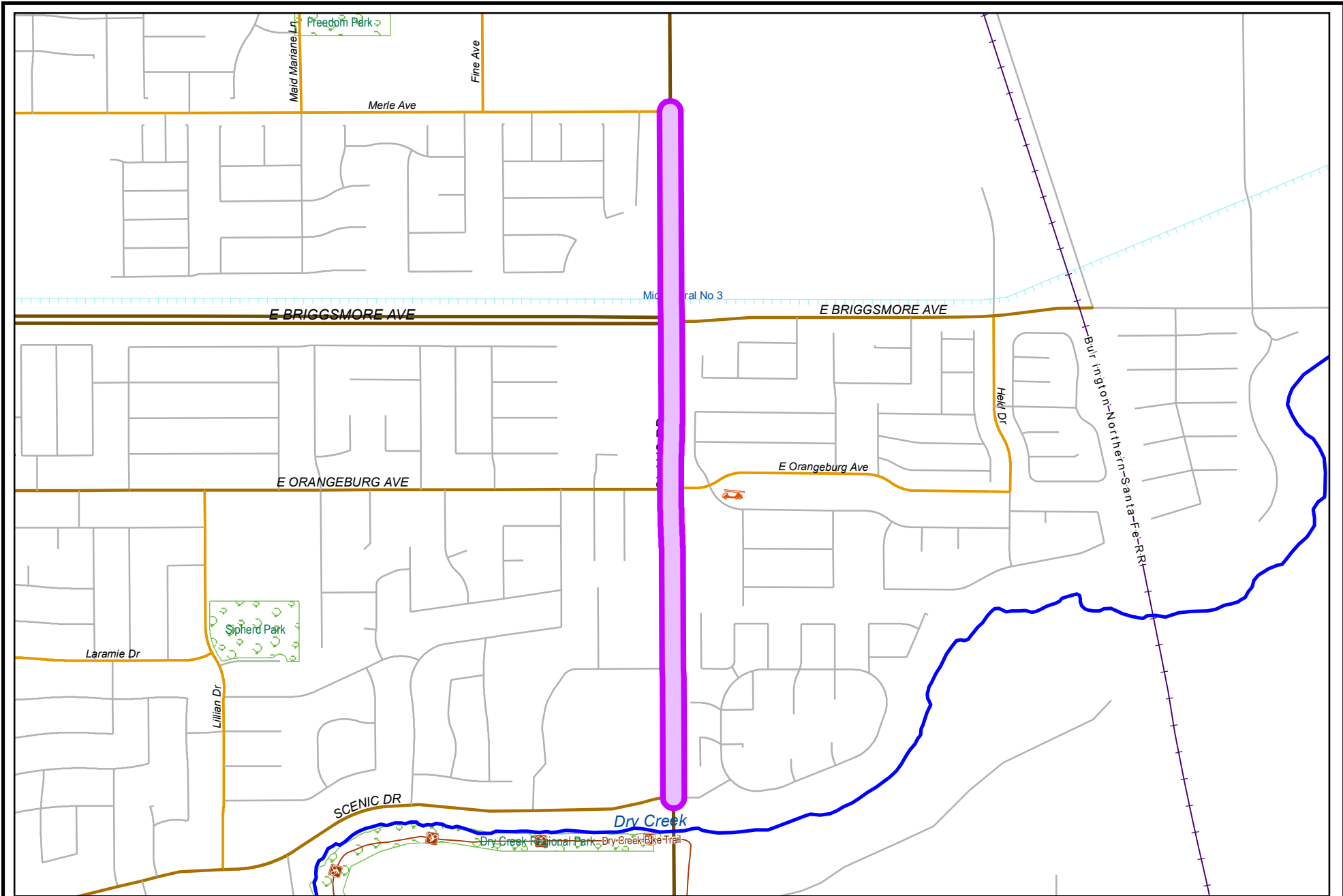
*Proj Desc:* This is a federally-funded pavement rehabilitation project utilizing federal RPSTP funds. The project includes pavement rehabilitation on Paradise Road from Sheridan Street to S. Carpenter Road.

*Proj Stat:* Design is 95% complete.

Revenues	Budget	Actuals+Commit	Available	Prop. Inc./Dec. for 21-22	Bud + Prop. Incr/Decr	Avail.+ Prop. Incr/Decr	22-23	23-24	24-25	25-26	Total Budgeted up to 2026
42110 Intergov - State - CA Department of Transportation	2,330,464	226,600	2,103,865	0	2,330,464	2,103,865	0	0	0	0	2,330,464
<b>Revenue Totals:</b>	<b>2,330,464</b>	<b>226,600</b>	<b>2,103,865</b>	<b>0</b>	<b>2,330,464</b>	<b>2,103,865</b>	<b>0</b>	<b>0</b>	<b>0</b>	<b>0</b>	<b>2,330,464</b>

Expenditures	Budget	Actual+Commit	Available	Prop. Inc./Dec. for 21-22	Budget+Prop. Inc./Dec.	Avail.+Prop. Inc./Dec.	22-23	23-24	24-25	25-26	Total Budgeted up to 2026
CA Construction Admin	271,364	964	270,400	0	271,364	270,400	0	0	0	0	271,364
CON Construction	1,644,637	0	1,644,637	0	1,644,637	1,644,637	0	0	0	0	1,644,637
CTGY-CIP Contingency - CIP	164,463	0	164,463	0	164,463	164,463	0	0	0	0	164,463
EDA Eng/Design/Admin	250,000	233,756	16,244	0	250,000	16,244	0	0	0	0	250,000
<b>Expenditure Totals:</b>	<b>2,330,464</b>	<b>234,720</b>	<b>2,095,744</b>	<b>0</b>	<b>2,330,464</b>	<b>2,095,744</b>	<b>0</b>	<b>0</b>	<b>0</b>	<b>0</b>	<b>2,330,464</b>

Fund Balance Required	Budget+Prop. Inc./Dec.	Available+Prop. Inc./Dec.
Capital Grants - Streets CIP Projects-3160	0	-8,121



**City of Modesto**

Project #: 100943

CED - Claus Road Bike Path



**City of Modesto: 2022-26 Capital Improvement Program**

**CED - Claus Road Bike Path**

**100943**

**Capital Un-sponsored**

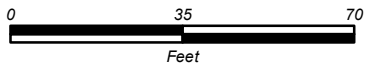

<i>Cost Center:</i> 14999	<i>Category:</i> Traffic Circulation	<i>Start Date:</i> 2019
<i>Hosting Fund:</i> Streets Capital Facility Fee Fund-3410	<i>Type Class:</i> Major Street Improvements	<i>End Date:</i> 2021
<i>Element Listing:</i> Comm Svcs & Fac	<i>Area:</i> Within City	<i>Status:</i> Active
<i>Classification:</i> Improvements	<i>Manager:</i> Soares, Phillip	<i>Const. Code:</i> Construction Completed

*Proj Desc:* This project will construct a new bike path along Claus Road from Scenic Dr. to Merle Ave.

*Proj Stat:* Construction complete. Closure pending completion of Project 100708.

Expenditures	Budget	Actual+Commit	Available	Prop. Inc./Dec. for 21-22	Budget+Prop. Inc./Dec.	Avail.+Prop. Inc./Dec.	22-23	23-24	24-25	25-26	Total Budgeted up to 2026
EDA Eng/Design/Admin	80,000	73,666	6,334	0	80,000	6,334	0	0	0	0	80,000
LA Land Acquisition	0	0	0	0	0	0	0	0	0	0	0
<b>Expenditure Totals:</b>	<b>80,000</b>	<b>73,666</b>	<b>6,334</b>	<b>0</b>	<b>80,000</b>	<b>6,334</b>	<b>0</b>	<b>0</b>	<b>0</b>	<b>0</b>	<b>80,000</b>

<b>Fund Balance Required</b>	Budget+Prop. Inc./Dec.	Available+Prop. Inc./Dec.
Streets Capital Facility Fee Fund-3410	80,000	6,334



**City of Modesto**

Project #: 100944

CED - Tuolumne Blvd, 7th St, & B St Intersection Improvements



**City of Modesto: 2022-26 Capital Improvement Program**

**CED - Tuolumne Blvd, 7th St, & B St Intersection Improvements**

**100944**

**Capital Un-sponsored**

<i>Cost Center:</i> 14999	<i>Category:</i> Traffic Circulation	<i>Start Date:</i> 2020
<i>Hosting Fund:</i> Streets Capital Facility Fee Fund-3410	<i>Type Class:</i> Major Street Improvements	<i>End Date:</i> 2024
<i>Element Listing:</i> Comm Svcs & Fac	<i>Area:</i> Within City	<i>Status:</i> New
<i>Classification:</i> Improvements	<i>Manager:</i> Dion, Victoria Michelle	<i>Const. Code:</i> New or Future

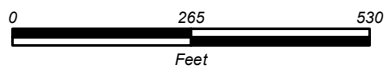
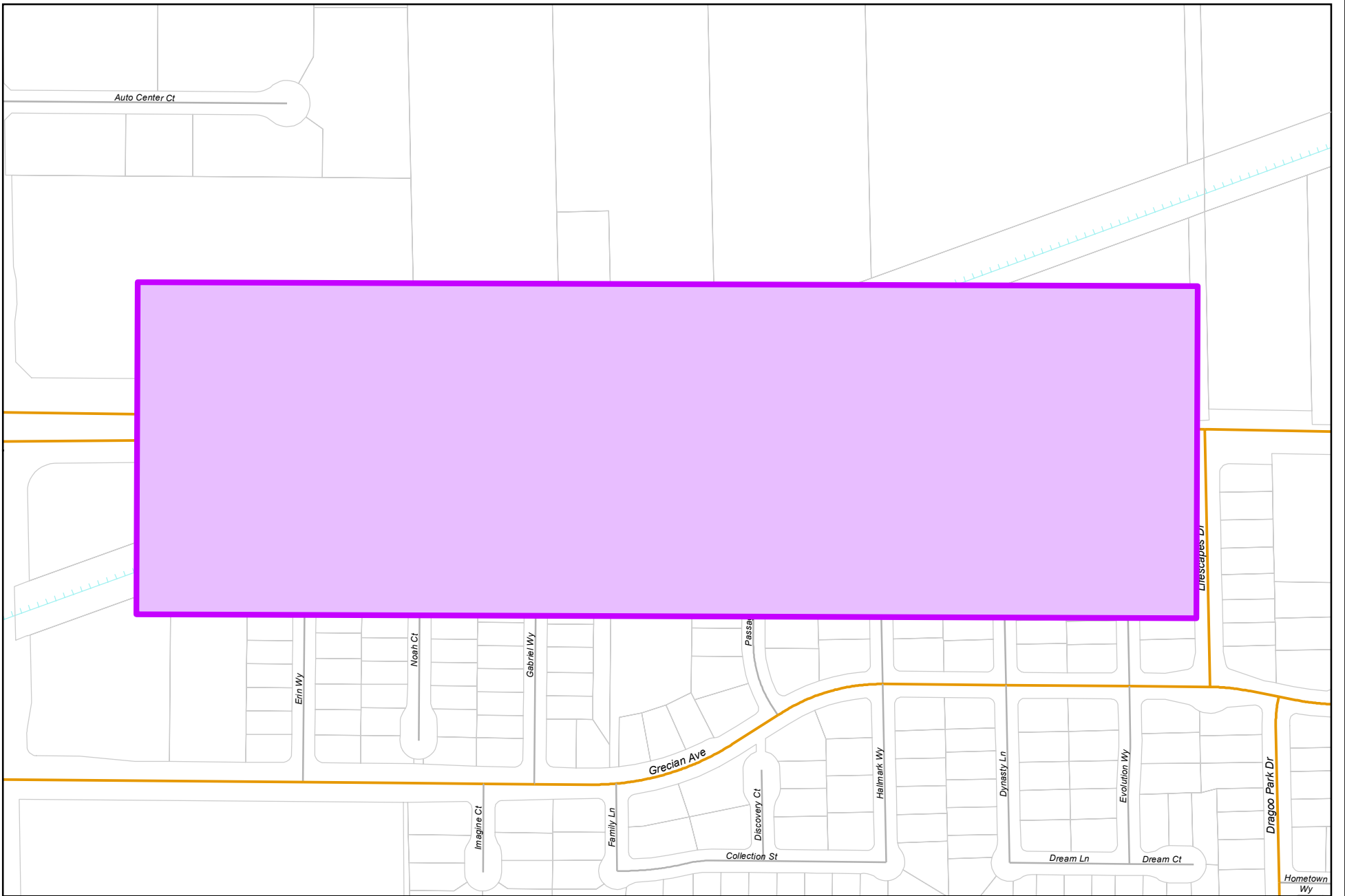
*Proj Desc:* This project will construct improvements at the Tuolumne Blvd., 7th St., and B St. intersection. The project improvements are required in coordination with the 7th Street Bridge Replacement Project.

*Proj Stat:* Staff is coordinating with Stanislaus County and the 7th Street Bridge project to determine required intersection improvements. Construction is anticipated in 2023.

Revenues	Budget	Actuals+Commit	Available	Prop. Inc./Dec. for 21-22	Bud + Prop. Incr/Decr	Avail.+ Prop. Incr/Decr	22-23	23-24	24-25	25-26	Total Budgeted up to 2026
	0	0	0		0	0	0	0	0	0	0
Revenue Totals:	0	0	0	0	0	0	0	0	0	0	0

Expenditures	Budget	Actual+Commit	Available	Prop. Inc./Dec. for 21-22	Budget+Prop. Inc./Dec.	Avail.+Prop. Inc./Dec.	22-23	23-24	24-25	25-26	Total Budgeted up to 2026
EDA Eng/Design/Admin	200,000	545	199,455	150,000	350,000	349,455	0	0	0	0	350,000
Expenditure Totals:	200,000	545	199,455	150,000	350,000	349,455	0	0	0	0	350,000

Fund Balance Required	Budget+Prop. Inc./Dec.	Available+Prop. Inc./Dec.
Streets Capital Facility Fee Fund-3410	350,000	349,455



# City of Modesto

Project #: 100945

CED - Hetch-Hetchy and Claratina Structural Crossing



**City of Modesto: 2022-26 Capital Improvement Program**

**CED - Hetch-Hetchy and Claratina Structural Crossing**

**100945**

**Capital Un-sponsored**

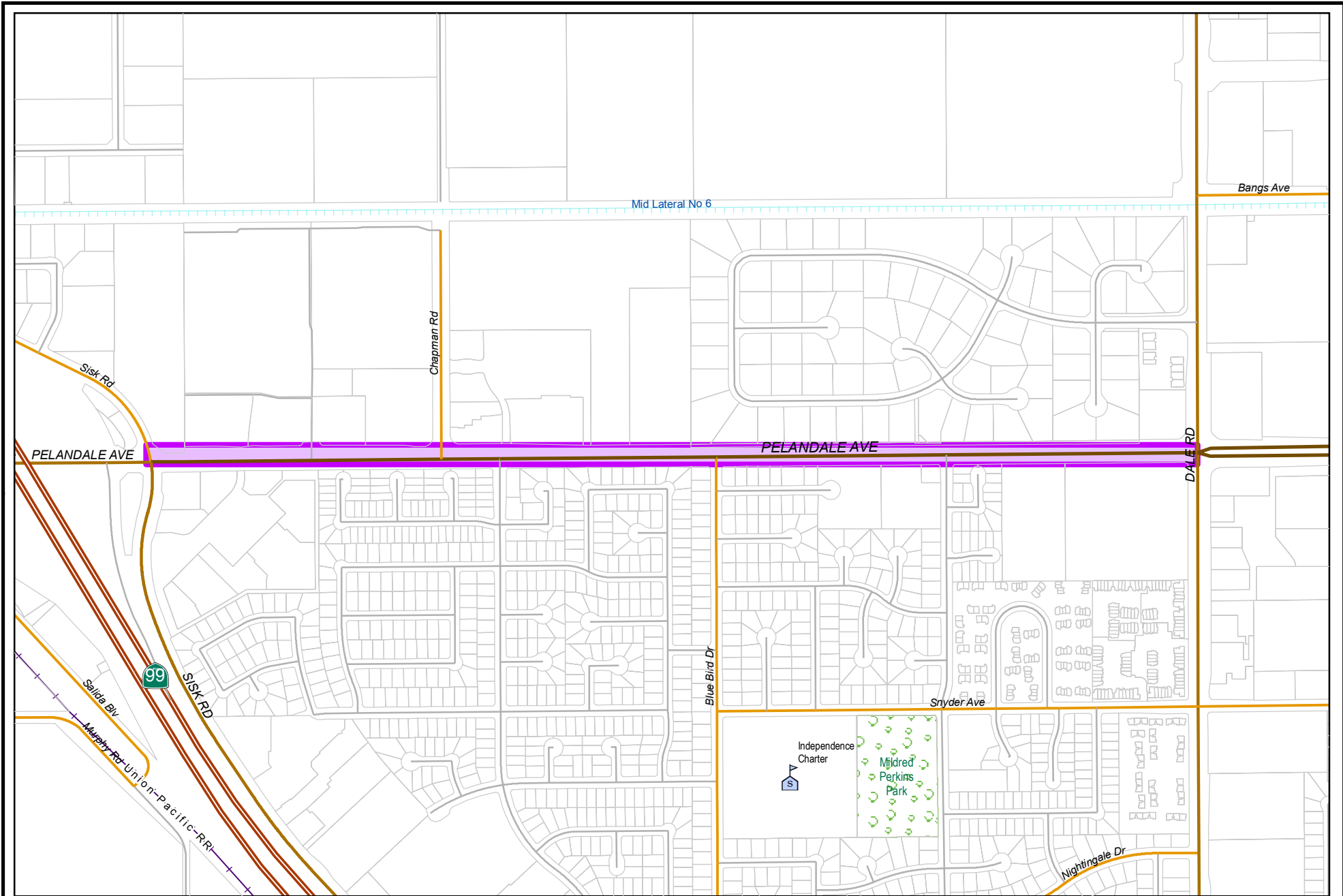
<i>Cost Center:</i> 14999	<i>Category:</i> Traffic Circulation	<i>Start Date:</i> 2015
<i>Hosting Fund:</i> Streets Capital Facility Fee Fund-3410	<i>Type Class:</i> Major Street Improvements	<i>End Date:</i> 2025
<i>Element Listing:</i> Comm Svcs & Fac	<i>Area:</i> Within City	<i>Status:</i> Active
<i>Classification:</i> Improvements	<i>Manager:</i> Dion, Victoria Michelle	<i>Const. Code:</i> Not Awarded

*Proj Desc:* This project will construct the required improvements for the Hetch-Hetchy water transmission line crossing at Claratina Avenue. The improvements are required in order to complete the Claratina Avenue widening between McHenry Avenue and Coffee Road.

*Proj Stat:* Project design and land acquisition underway.

Expenditures	Budget	Actual+Commit	Available	Prop. Inc./Dec. for 21-22	Budget+Prop. Inc./Dec.	Avail.+Prop. Inc./Dec.	22-23	23-24	24-25	25-26	Total Budgeted up to 2026
CA Construction Admin	650,000	0	650,000	0	650,000	650,000	0	0	0	0	650,000
CON Construction	2,800,000	0	2,800,000	0	2,800,000	2,800,000	0	0	0	0	2,800,000
CTGY-CIP Contingency - CIP	400,000	0	400,000	0	400,000	400,000	0	0	0	0	400,000
EDA Eng/Design/Admin	270,772	222,897	47,875	0	270,772	47,875	0	0	0	0	270,772
ENV CIP - Environmental	40,000	0	40,000	0	40,000	40,000	0	0	0	0	40,000
LA Land Acquisition	809,228	249,864	559,364	0	809,228	559,364	0	0	0	0	809,228
UE Utility and EIR	100,000	470	99,530	0	100,000	99,530	0	0	0	0	100,000
<b>Expenditure Totals:</b>	<b>5,070,000</b>	<b>473,230</b>	<b>4,596,770</b>	<b>0</b>	<b>5,070,000</b>	<b>4,596,770</b>	<b>0</b>	<b>0</b>	<b>0</b>	<b>0</b>	<b>5,070,000</b>

<b>Fund Balance Required</b>	Budget+Prop. Inc./Dec.	Available+Prop. Inc./Dec.
Streets Capital Facility Fee Fund-3410	5,070,000	4,596,770



# City of Modesto

Project #: 100966

CED - Pelandale Ave. Pavement Rehabilitation from Sisk Road to Dale Road



**City of Modesto: 2022-26 Capital Improvement Program**

**CED - Pelandale Ave. Pavement Rehabilitation from Sisk Road to Dale Road-FHWA-CalTrans-STPL-5059(220)-2016-20.205 HWY Planning and Con**

**100966**

**Capital Un-sponsored**

<i>Cost Center:</i> 14999	<i>Category:</i> Traffic Circulation	<i>Start Date:</i> 2017
<i>Hosting Fund:</i> Capital Grants - Streets CIP Projects-3160	<i>Type Class:</i> Infrastructure Preservation	<i>End Date:</i> 2022
<i>Element Listing:</i> Comm Dev	<i>Area:</i> Within City	<i>Status:</i> Active
<i>Classification:</i> Maintenance	<i>Manager:</i> Soares, Phillip A	<i>Const. Code:</i> Construction Completed

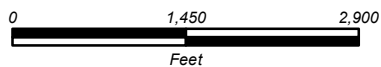
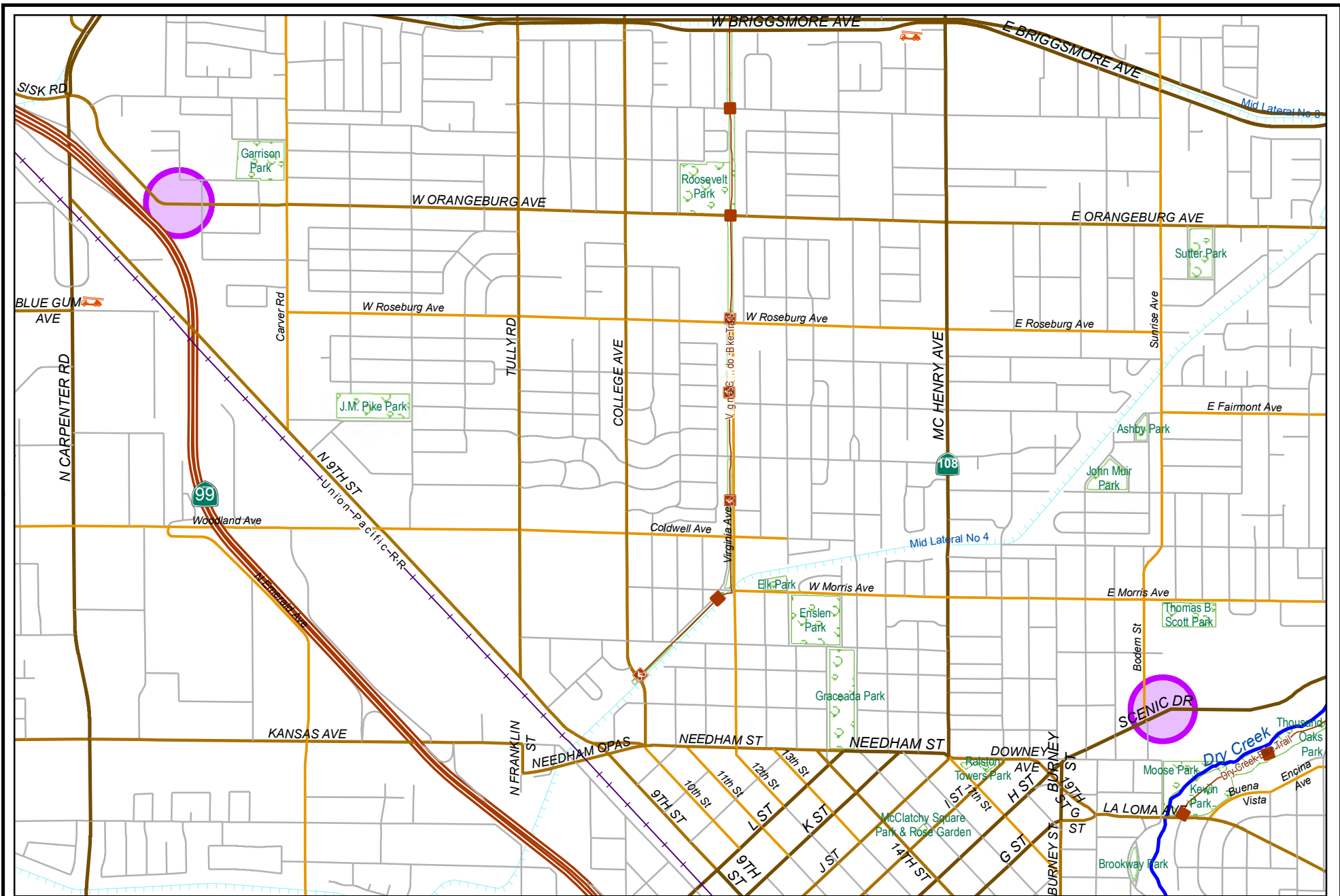
*Proj Desc:* CED - Pavement Rehabilitation of Pelandale Avenue from Sisk Road to Dale Road.

*Proj Stat:* Construction is complete.

Revenues	Budget	Actuals+Commit	Available	Prop. Inc./Dec. for 21-22	Bud + Prop. Incr/Decr	Avail.+ Prop. Incr/Decr	22-23	23-24	24-25	25-26	Total Budgeted up to 2026
42110 Intergov - State - CA Department of Transportation	2,034,493	507,580	1,526,913	0	2,034,493	1,526,913	0	0	0	0	2,034,493
61410 Transfer In from Fund 1410	700,000	12,974	687,026	0	700,000	687,026	0	0	0	0	700,000
61510 Transfer In from Fund 1510	23,000	23,000	0	0	23,000	0	0	0	0	0	23,000
<b>Revenue Totals:</b>	<b>2,757,493</b>	<b>543,554</b>	<b>2,213,939</b>	<b>0</b>	<b>2,757,493</b>	<b>2,213,939</b>	<b>0</b>	<b>0</b>	<b>0</b>	<b>0</b>	<b>2,757,493</b>

Expenditures	Budget	Actual+Commit	Available	Prop. Inc./Dec. for 21-22	Budget+Prop. Inc./Dec.	Avail.+Prop. Inc./Dec.	22-23	23-24	24-25	25-26	Total Budgeted up to 2026
CA Construction Admin	200,000	126,997	73,003	0	200,000	73,003	0	0	0	0	200,000
CC Consultant Charges	34,275	0	34,275	0	34,275	34,275	0	0	0	0	34,275
CON Construction	2,034,488	2,034,487	1	0	2,034,488	1	0	0	0	0	2,034,488
CTGY-CIP Contingency - CIP	162,759	0	162,759	0	162,759	162,759	0	0	0	0	162,759
EDA Eng/Design/Admin	325,971	337,464	-11,493	0	325,971	-11,493	0	0	0	0	325,971
<b>Expenditure Totals:</b>	<b>2,757,493</b>	<b>2,498,948</b>	<b>258,545</b>	<b>0</b>	<b>2,757,493</b>	<b>258,545</b>	<b>0</b>	<b>0</b>	<b>0</b>	<b>0</b>	<b>2,757,493</b>

<b>Fund Balance Required</b>	Budget+Prop. Inc./Dec.	Available+Prop. Inc./Dec.
Capital Grants - Streets CIP Projects-3160	0	-1,955,394



# City of Modesto

Project #: 100967

PW - HSIP Cycle 6 - Install High Friction Surface Treatment



**City of Modesto: 2022-26 Capital Improvement Program**

**PW - HSIP Cycle 6 - Install High Friction Surface Treatment-FHWA-CalTrans-HSIPL-5059(221)-2016-20.205 HWY Planning and Con - Suspended**

**100967**

**Capital Un-sponsored**

<i>Cost Center:</i> 59999	<i>Category:</i> Traffic Circulation	<i>Start Date:</i>
<i>Hosting Fund:</i> Capital Grants - Streets CIP Projects-3160	<i>Type Class:</i> Traffic Control Devices	<i>End Date:</i>
<i>Element Listing:</i> Public Safety	<i>Area:</i> Within City	<i>Status:</i> New
<i>Classification:</i> Improvements	<i>Manager:</i> Murphy, Mark G	<i>Const. Code:</i> New or Future

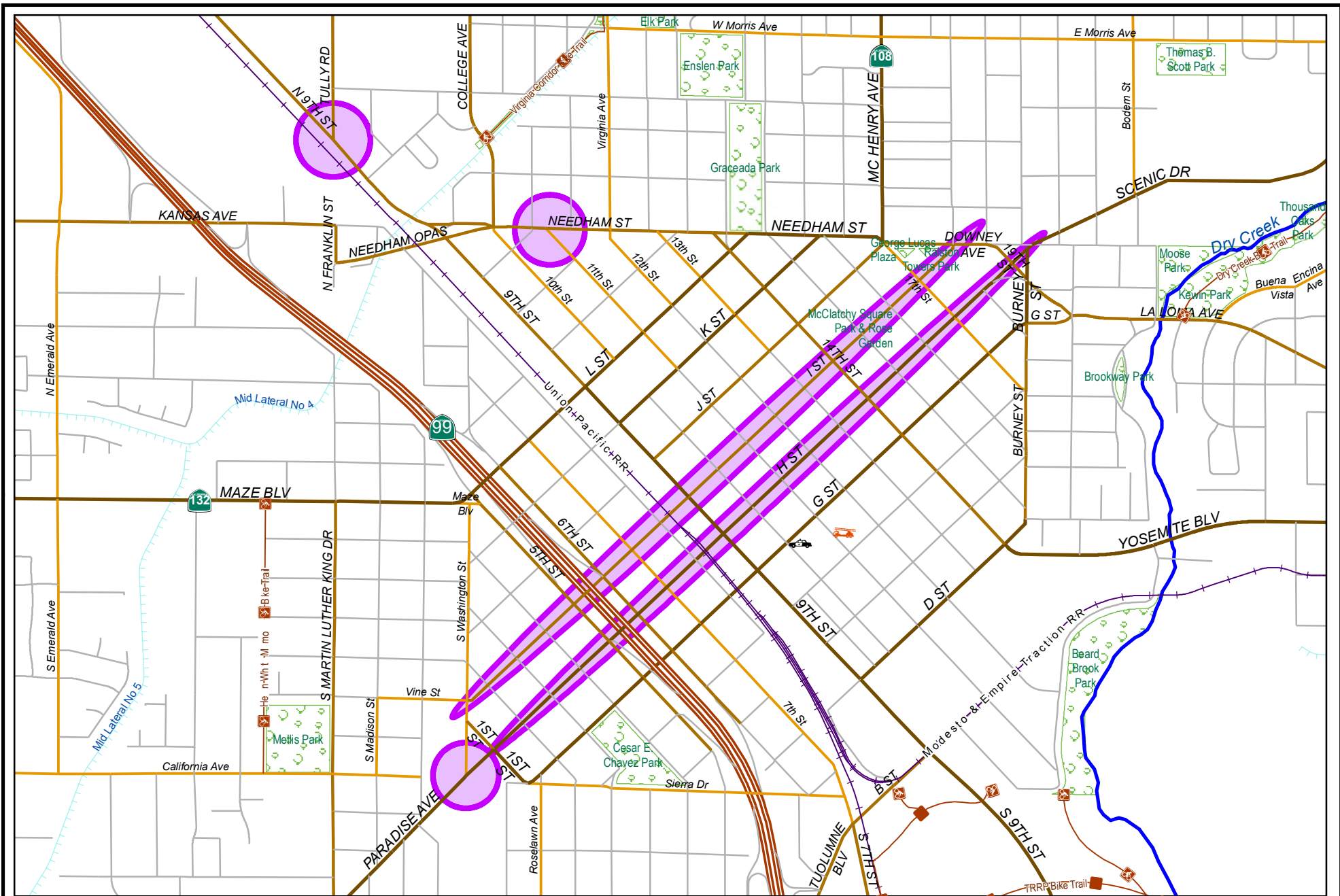
*Proj Desc:* Increase pavement friction on Scenic, east of Boden and Orangeburg, west of Martin

*Proj Stat:* Project awarded, and now under construction.

Revenues	Budget	Actuals+Commit	Available	Prop. Inc./Dec. for 21-22	Bud + Prop. Incr/Decr	Avail.+ Prop. Incr/Decr	22-23	23-24	24-25	25-26	Total Budgeted up to 2026
42110 Intergov - State - CA Department of Transportation	346,200	217,191	129,009	0	346,200	129,009	0	0	0	0	346,200
61700 Transfer In from Fund 1700	38,600	24,218	14,382	0	38,600	14,382	0	0	0	0	38,600
<b>Revenue Totals:</b>	<b>384,800</b>	<b>241,409</b>	<b>143,391</b>	<b>0</b>	<b>384,800</b>	<b>143,391</b>	<b>0</b>	<b>0</b>	<b>0</b>	<b>0</b>	<b>384,800</b>

Expenditures	Budget	Actual+Commit	Available	Prop. Inc./Dec. for 21-22	Budget+Prop. Inc./Dec.	Avail.+Prop. Inc./Dec.	22-23	23-24	24-25	25-26	Total Budgeted up to 2026
CA Construction Admin	43,600	21,889	21,711	0	43,600	21,711	0	0	0	0	43,600
CON Construction	264,700	204,610	60,090	0	264,700	60,090	0	0	0	0	264,700
CTGY-CIP Contingency - CIP	26,500	1,242	25,258	0	26,500	25,258	0	0	0	0	26,500
EDA Eng/Design/Admin	50,000	25,072	24,928	0	50,000	24,928	0	0	0	0	50,000
<b>Expenditure Totals:</b>	<b>384,800</b>	<b>252,813</b>	<b>131,987</b>	<b>0</b>	<b>384,800</b>	<b>131,987</b>	<b>0</b>	<b>0</b>	<b>0</b>	<b>0</b>	<b>384,800</b>

Fund Balance Required	Budget+Prop. Inc./Dec.	Available+Prop. Inc./Dec.
Capital Grants - Streets CIP Projects-3160	0	-11,405



# City of Modesto

Project #: 100968

PW - Upgrade Traffic Signals 2017



**City of Modesto: 2022-26 Capital Improvement Program**

**PW - Upgrade Traffic Signals 2017**

**100968**  
**Capital Un-sponsored**

<i>Cost Center:</i> 59999	<i>Category:</i> Traffic Circulation	<i>Start Date:</i>
<i>Hosting Fund:</i> Capital Grants - Streets CIP Projects-3160	<i>Type Class:</i> Traffic Control Devices	<i>End Date:</i>
<i>Element Listing:</i> Public Safety	<i>Area:</i> Within City	<i>Status:</i> New
<i>Classification:</i> Improvements	<i>Manager:</i> Collins, Scott	<i>Const. Code:</i> New or Future

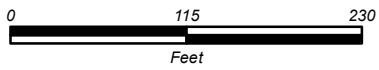
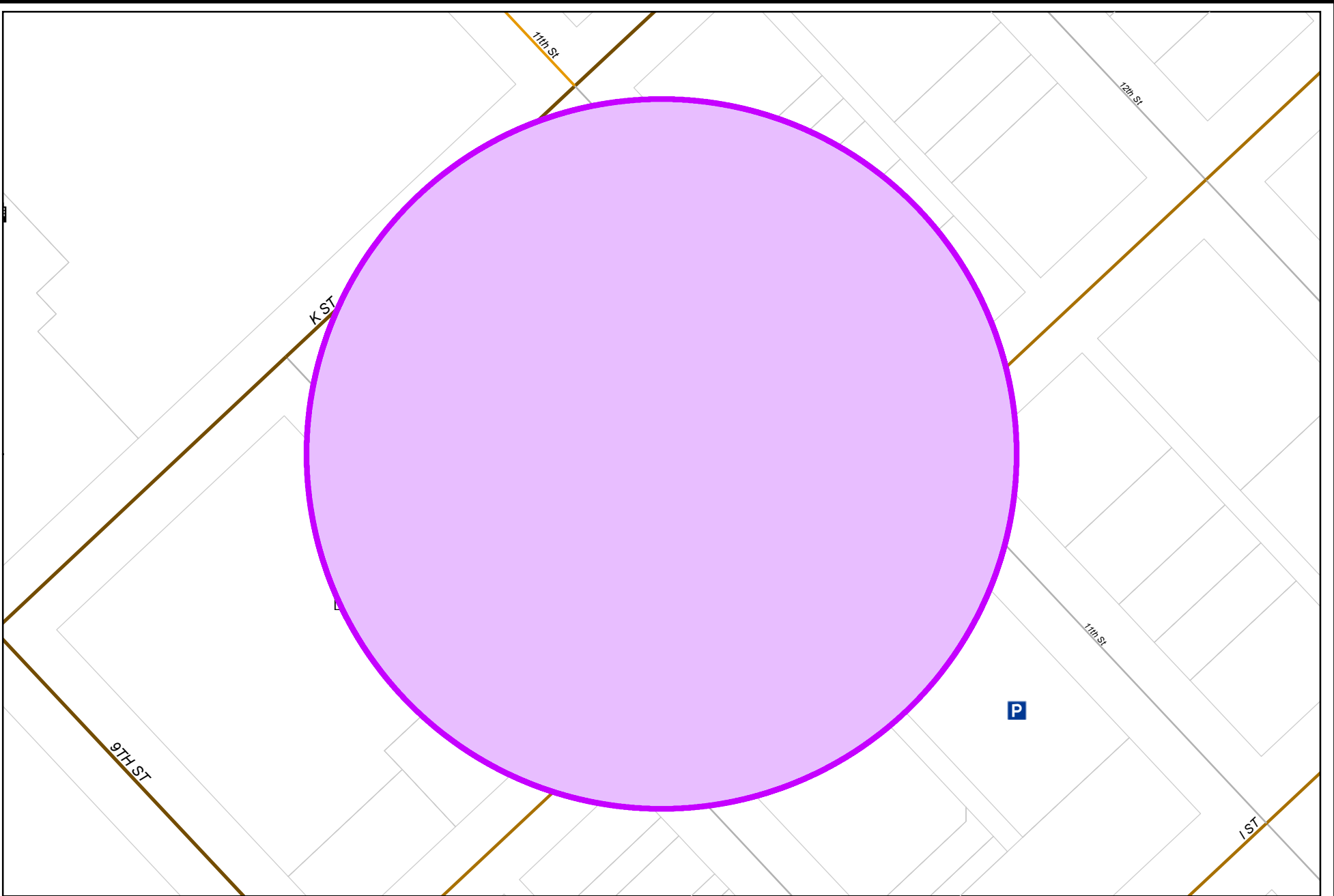
*Proj Desc:* Upgrade traffic signals at: 11th St/Needham, I St/H St, and Paradise Rd/H St.

*Proj Stat:* Under design, 90% complete.

Revenues	Budget	Actuals+Commit	Available	Prop. Inc./Dec. for 21-22	Bud + Prop. Incr/Decr	Avail.+ Prop. Incr/Decr	22-23	23-24	24-25	25-26	Total Budgeted up to 2026
42110 Intergov - State - CA Department of Transportation	114,675	37,567	77,108	868,750	983,425	945,858	0	0	0	0	983,425
Revenue Totals:	114,675	37,567	77,108	868,750	983,425	945,858	0	0	0	0	983,425

Expenditures	Budget	Actual+Commit	Available	Prop. Inc./Dec. for 21-22	Budget+Prop. Inc./Dec.	Avail.+Prop. Inc./Dec.	22-23	23-24	24-25	25-26	Total Budgeted up to 2026
CA Construction Admin	0	0	0	95,565	95,565	95,565	0	0	0	0	95,565
CON Construction	0	0	0	702,895	702,895	702,895	0	0	0	0	702,895
CTGY Contingency - CIP	0	0	0	70,290	70,290	70,290	0	0	0	0	70,290
EDA Eng/Design/Admin	114,675	43,081	71,594	0	114,675	71,594	0	0	0	0	114,675
Expenditure Totals:	114,675	43,081	71,594	868,750	983,425	940,344	0	0	0	0	983,425

Fund Balance Required	Budget+Prop. Inc./Dec.	Available+Prop. Inc./Dec.
Capital Grants - Streets CIP Projects-3160	0	-5,514



# City of Modesto

Project #: 100970

PW - Upgrade ATMS Software and Communications



**City of Modesto: 2022-26 Capital Improvement Program**

**PW - Upgrade ATMS Software and Communications-FHWA-CalTrans-CML-5059(223)-  
2016-20.205 HWY Planning and Con**

**100970**

**Capital Un-sponsored**

<i>Cost Center:</i> 59999	<i>Category:</i> Traffic Circulation	<i>Start Date:</i>
<i>Hosting Fund:</i> Capital Grants - Streets CIP Projects-3160	<i>Type Class:</i> Traffic Control Devices	<i>End Date:</i>
<i>Element Listing:</i> Public Safety	<i>Area:</i> Within City	<i>Status:</i> New
<i>Classification:</i> Improvements	<i>Manager:</i> Collins, Scott	<i>Const. Code:</i> New or Future

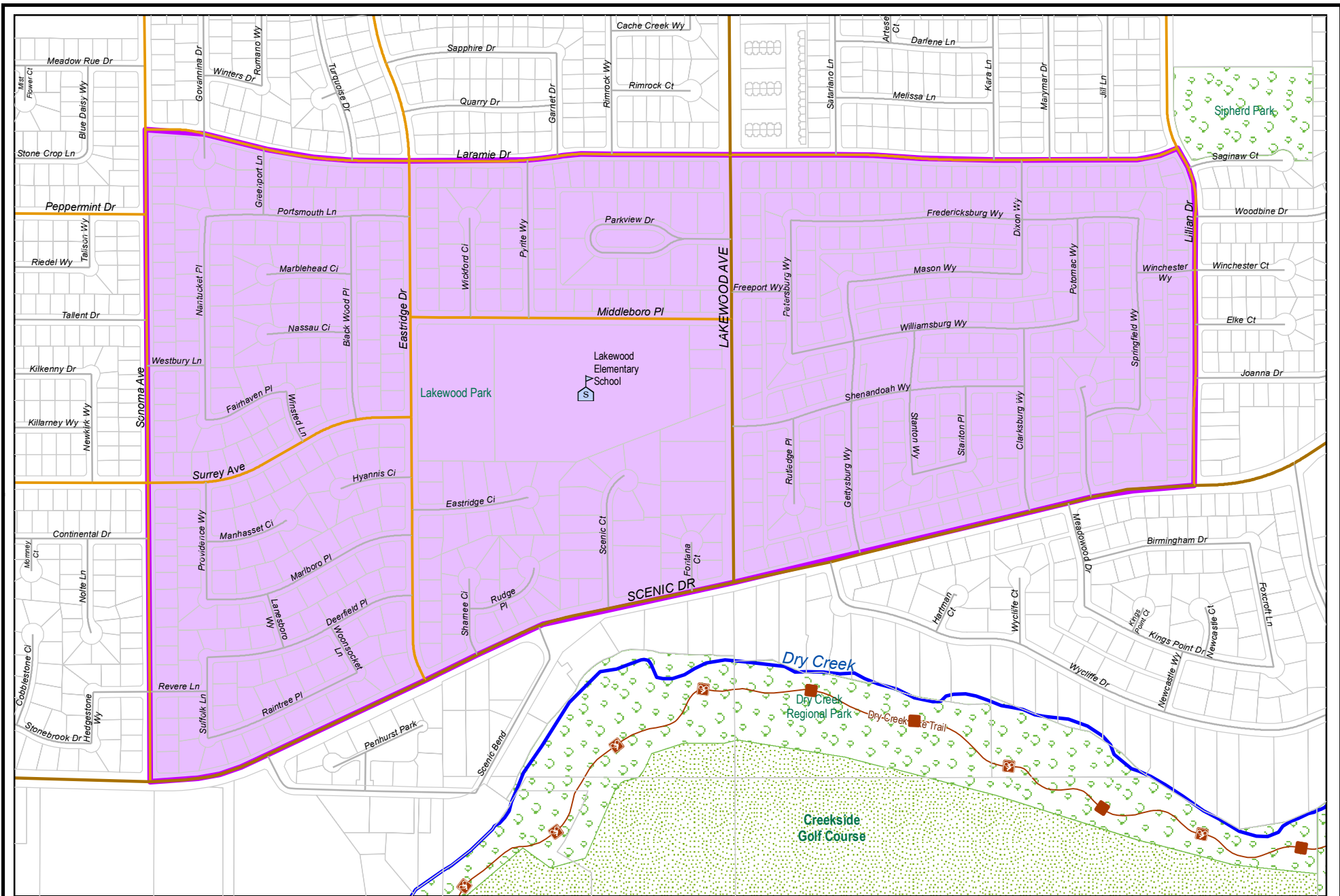
*Proj Desc:* Upgrade the ATMS software and communications for traffic signals in the City of Modesto.

*Proj Stat:* Agreement going to Council for purchase of video detection cameras.

Revenues	Budget	Actuals+Commit	Available	Prop. Inc./Dec. for 21-22	Bud + Prop. Incr/Decr	Avail.+ Prop. Incr/Decr	22-23	23-24	24-25	25-26	Total Budgeted up to 2026
42110 Intergov - State - CA Department of Transportation	1,059,998	31,732	1,028,266	0	1,059,998	1,028,266	0	0	0	0	1,059,998
<b>Revenue Totals:</b>	<b>1,059,998</b>	<b>31,732</b>	<b>1,028,266</b>	<b>0</b>	<b>1,059,998</b>	<b>1,028,266</b>	<b>0</b>	<b>0</b>	<b>0</b>	<b>0</b>	<b>1,059,998</b>

Expenditures	Budget	Actual+Commit	Available	Prop. Inc./Dec. for 21-22	Budget+Prop. Inc./Dec.	Avail.+Prop. Inc./Dec.	22-23	23-24	24-25	25-26	Total Budgeted up to 2026
CA Construction Admin	0	0	0	0	0	0	0	0	0	0	0
CON Construction	1,028,266	0	1,028,266	0	1,028,266	1,028,266	0	0	0	0	1,028,266
CTGY-CIP Contingency - CIP	0	0	0	0	0	0	0	0	0	0	0
EDA Eng/Design/Admin	31,732	31,741	-9	0	31,732	-9	0	0	0	0	31,732
<b>Expenditure Totals:</b>	<b>1,059,998</b>	<b>31,741</b>	<b>1,028,257</b>	<b>0</b>	<b>1,059,998</b>	<b>1,028,257</b>	<b>0</b>	<b>0</b>	<b>0</b>	<b>0</b>	<b>1,059,998</b>

Fund Balance Required	Budget+Prop. Inc./Dec.	Available+Prop. Inc./Dec.
Capital Grants - Streets CIP Projects-3160	0	-9



# City of Modesto

Project #: 101037

CED - Lakewood Neighborhood Street Improvements



**City of Modesto: 2022-26 Capital Improvement Program**

**CED - Lakewood Neighborhood Street Improvements (Suspended)**

**101037**

**Capital Un-sponsored**

<i>Cost Center:</i> 14999	<i>Category:</i> Traffic Circulation	<i>Start Date:</i> 2019
<i>Hosting Fund:</i> Measure L - Capital Projects-3300	<i>Type Class:</i> Maintenance	<i>End Date:</i> 2021
<i>Element Listing:</i> Comm Svcs & Fac	<i>Area:</i> Within City	<i>Status:</i> Active
<i>Classification:</i> Maintenance	<i>Manager:</i> Soares, Phillip	<i>Const. Code:</i> Construction Completed

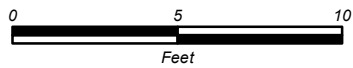

*Proj Desc:* Project intends to rehabilitate the residential streets in the Lakewood Neighborhood area.

*Proj Stat:* Construction completed Summer 2019. Council accepted improvements Spring 2020. Under warranty period.

Revenues	Budget	Actuals+Commit	Available	Prop. Inc./Dec. for 21-22	Bud + Prop. Incr/Decr	Avail.+ Prop. Incr/Decr	22-23	23-24	24-25	25-26	Total Budgeted up to 2026
61410 Transfer In from Fund 1410	2,439,758	2,365,959	73,799	0	2,439,758	73,799	0	0	0	0	2,439,758
61420 Transfer in from Fund 1420	375,000	375,000	0	0	375,000	0	0	0	0	0	375,000
<b>Revenue Totals:</b>	<b>2,814,758</b>	<b>2,740,959</b>	<b>73,799</b>	<b>0</b>	<b>2,814,758</b>	<b>73,799</b>	<b>0</b>	<b>0</b>	<b>0</b>	<b>0</b>	<b>3,874,756</b>

Expenditures	Budget	Actual+Commit	Available	Prop. Inc./Dec. for 21-22	Budget+Prop. Inc./Dec.	Avail.+Prop. Inc./Dec.	22-23	23-24	24-25	25-26	Total Budgeted up to 2026
CA Construction Admin	242,258	241,714	544	0	242,258	544	0	0	0	0	242,258
CON Construction	2,203,016	2,203,016	0	0	2,203,016	0	0	0	0	0	2,203,016
CTGY-CIP Contingency - CIP	68,389	63,186	5,203	0	68,389	5,203	0	0	0	0	68,389
EDA Eng/Design/Admin	301,095	301,615	-520	0	301,095	-520	0	0	0	0	301,095
<b>Expenditure Totals:</b>	<b>2,814,758</b>	<b>2,809,530</b>	<b>5,228</b>	<b>0</b>	<b>2,814,758</b>	<b>5,228</b>	<b>0</b>	<b>0</b>	<b>0</b>	<b>0</b>	<b>2,814,758</b>

Fund Balance Required	Budget+Prop. Inc./Dec.	Available+Prop. Inc./Dec.
Measure L - Capital Projects-3300	0	-68,571



**City of Modesto**

Project #: 101038

CED - Wylie Road, Floyd Avenue, and Carver Road Street Improvements



**City of Modesto: 2022-26 Capital Improvement Program**

**CED - Wylie Road, Floyd Avenue, and Carver Road Street Improvements (Suspended)**

**101038**

**Capital Un-sponsored**

<i>Cost Center:</i> 14999	<i>Category:</i> Traffic Circulation	<i>Start Date:</i> 2019
<i>Hosting Fund:</i> Measure L - Capital Projects-3300	<i>Type Class:</i> Maintenance	<i>End Date:</i> 2021
<i>Element Listing:</i> Comm Svcs & Fac	<i>Area:</i> Within City	<i>Status:</i> Active
<i>Classification:</i> Maintenance	<i>Manager:</i> Soares, Phillip	<i>Const. Code:</i> Construction Completed

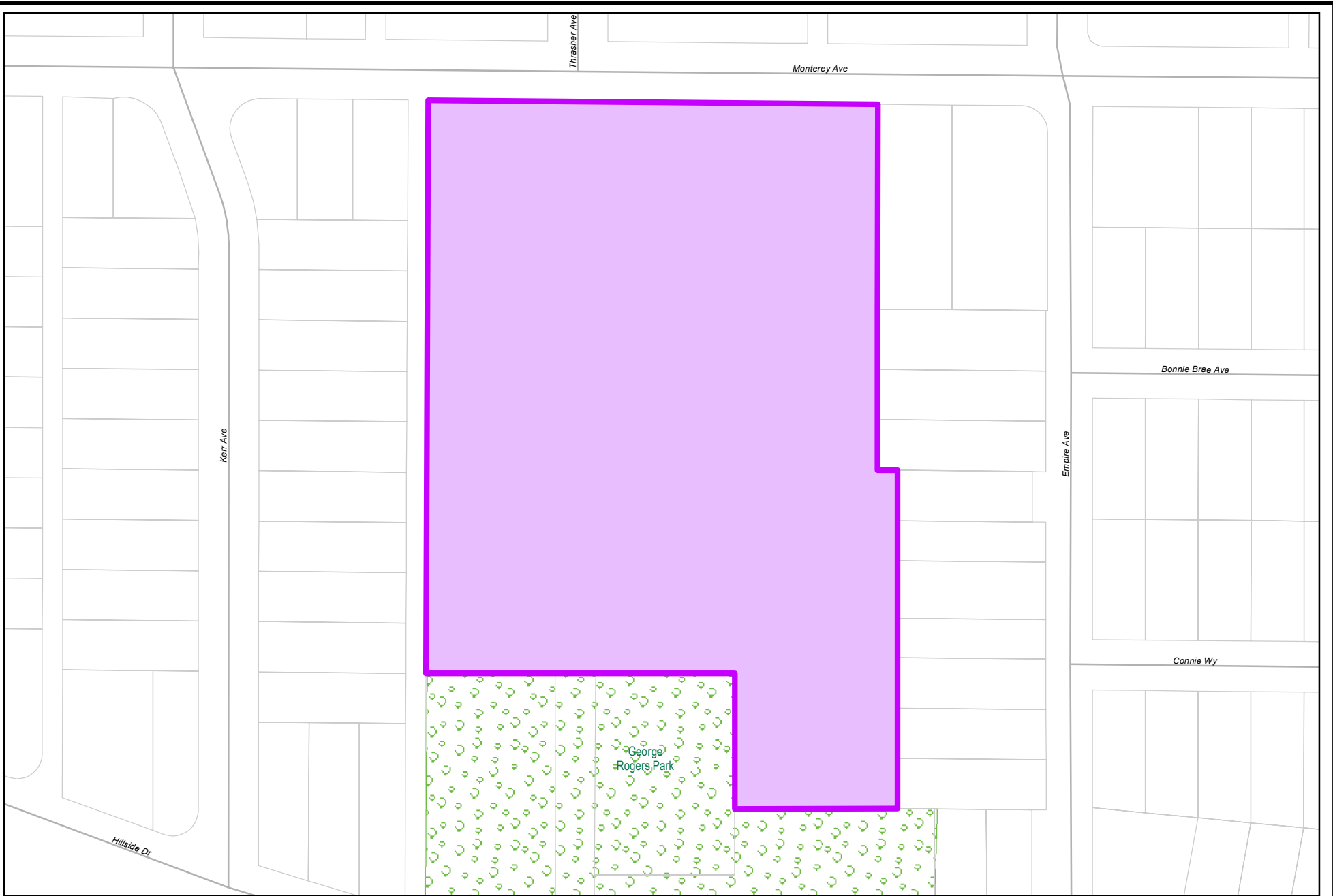
*Proj Desc:* Project will provide street maintenance on portion of Wylie Road, Floyd Avenue and Carver Road.

*Proj Stat:* Project completed. Under warranty period.

Revenues	Budget	Actuals+Commit	Available	Prop. Inc./Dec. for 21-22	Bud + Prop. Incr/Decr	Avail.+ Prop. Incr/Decr	22-23	23-24	24-25	25-26	Total Budgeted up to 2026
61410 Transfer In from Fund 1410	2,280,000	2,253,857	26,143	0	2,280,000	26,143	0	0	0	0	2,280,000
Revenue Totals:	2,280,000	2,253,857	26,143	0	2,280,000	26,143	0	0	0	0	2,280,000

Expenditures	Budget	Actual+Commit	Available	Prop. Inc./Dec. for 21-22	Budget+Prop. Inc./Dec.	Avail.+Prop. Inc./Dec.	22-23	23-24	24-25	25-26	Total Budgeted up to 2026
CA Construction Admin	208,216	205,798	2,418	0	208,216	2,418	0	0	0	0	208,216
CON Construction	1,597,082	1,595,915	1,167	0	1,597,082	1,167	0	0	0	0	1,597,082
CTGY-CIP Contingency - CIP	159,592	151,825	7,767	0	159,592	7,767	0	0	0	0	159,592
EDA Eng/Design/Admin	315,110	310,866	4,244	0	315,110	4,244	0	0	0	0	315,110
Expenditure Totals:	2,280,000	2,264,404	15,596	0	2,280,000	15,596	0	0	0	0	2,280,000

Fund Balance Required	Budget+Prop. Inc./Dec.	Available+Prop. Inc./Dec.
Measure L - Capital Projects-3300	0	-10,546



# City of Modesto

Project #: 101040

CED - Orville Wright Elementary - Traffic Flow and Safety Improvements



**City of Modesto: 2022-26 Capital Improvement Program**

**CED - Orville Wright Elementary - Traffic Flow and Safety Improvements**

**101040**  
**Capital Un-sponsored**

<i>Cost Center:</i> 14999	<i>Category:</i> Traffic Circulation	<i>Start Date:</i> 2019
<i>Hosting Fund:</i> Measure L - Capital Projects-3300	<i>Type Class:</i> Maintenance	<i>End Date:</i> 2021
<i>Element Listing:</i> Comm Svcs & Fac	<i>Area:</i> Within City	<i>Status:</i> Active
<i>Classification:</i> Maintenance	<i>Manager:</i> Soares, Phillip	<i>Const. Code:</i> Construction Completed

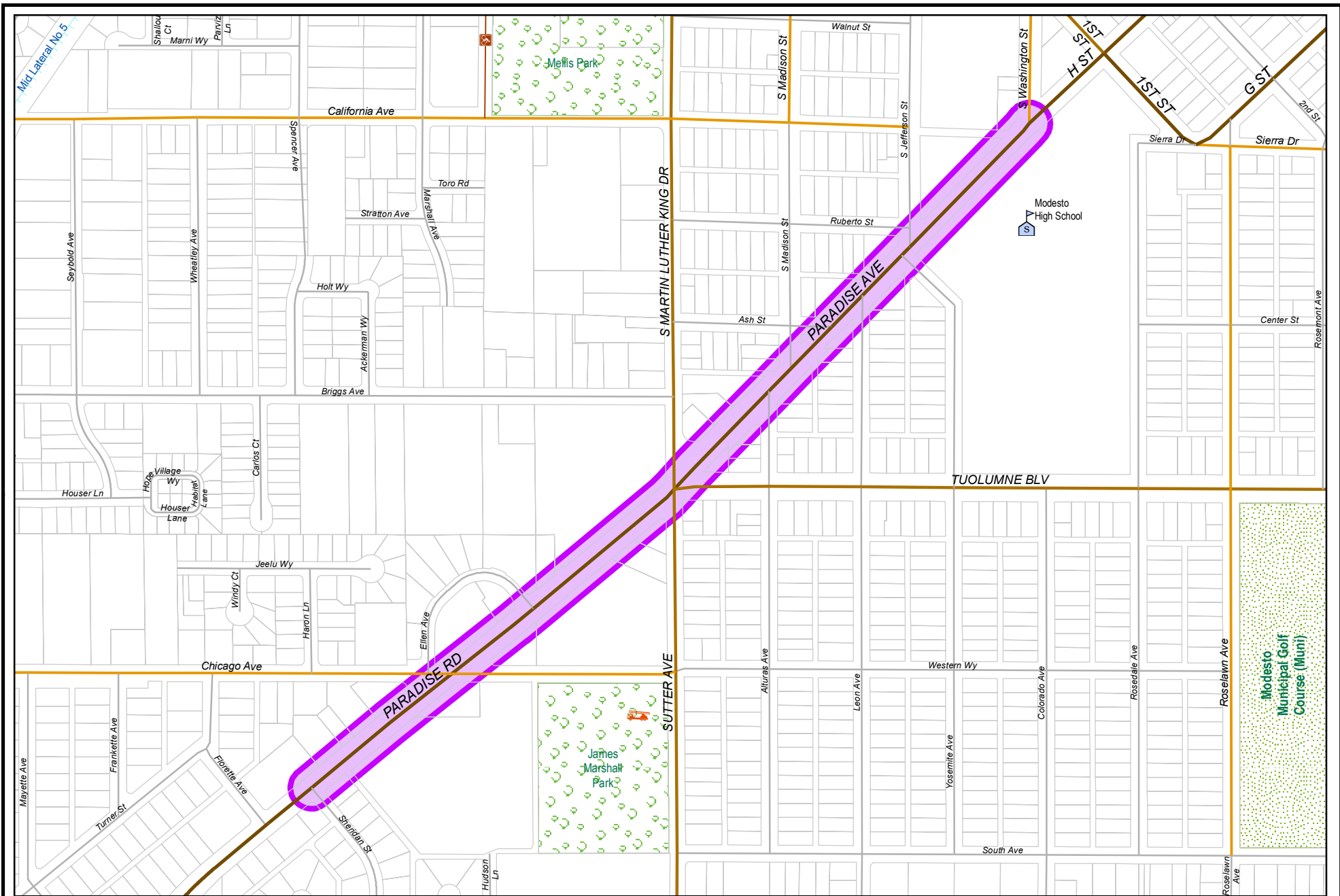
*Proj Desc:* Project intends to improve pedestrian safety and traffic flow around Orville Wright Elementary School.

*Proj Stat:* Construction complete, pending City Council acceptance

Revenues	Budget	Actuals+Commit	Available	Prop. Inc./Dec. for 21-22	Bud + Prop. Incr/Decr	Avail.+ Prop. Incr/Decr	22-23	23-24	24-25	25-26	Total Budgeted up to 2026
61410 Transfer In from Fund 1410	638,265	523,918	114,347	-51,563	586,702	62,784	0	0	0	0	586,702
<b>Revenue Totals:</b>	<b>638,265</b>	<b>523,918</b>	<b>114,347</b>	<b>-51,563</b>	<b>586,702</b>	<b>62,784</b>	<b>0</b>	<b>0</b>	<b>0</b>	<b>0</b>	<b>586,702</b>

Expenditures	Budget	Actual+Commit	Available	Prop. Inc./Dec. for 21-22	Budget+Prop. Inc./Dec.	Avail.+Prop. Inc./Dec.	22-23	23-24	24-25	25-26	Total Budgeted up to 2026
CA Construction Admin	70,532	62,999	7,533	0	70,532	7,533	0	0	0	0	70,532
CON Construction	414,896	414,896	0		414,896	0	0	0	0	0	414,896
CTGY-CIP Contingency-CIP	53,936	0	53,936	-51,563	2,373	2,373	0	0	0	0	2,373
EDA Eng/Design/Admin	98,901	75,877	23,024	0	98,901	23,024	0	0	0	0	98,901
<b>Expenditure Totals:</b>	<b>638,265</b>	<b>553,772</b>	<b>84,493</b>	<b>-51,563</b>	<b>586,702</b>	<b>32,930</b>	<b>0</b>	<b>0</b>	<b>0</b>	<b>0</b>	<b>586,702</b>

Fund Balance Required	Budget+Prop. Inc./Dec.	Available+Prop. Inc./Dec.
Measure L - Capital Projects-3300	0	-29,854



# City of Modesto

Project #: 101042

CED - Paradise Road Area Pedestrian and Bicycle Safety Improvements



**City of Modesto: 2022-26 Capital Improvement Program**

**CED - Paradise Road Area Pedestrian and Bicycle Safety Improvements**

**101042**

**Capital Un-sponsored**

<i>Cost Center:</i> 14999	<i>Category:</i> Traffic Circulation	<i>Start Date:</i> 2017
<i>Hosting Fund:</i> Capital Grants - Streets CIP Projects-3160	<i>Type Class:</i> Major Street Improvements	<i>End Date:</i> 2023
<i>Element Listing:</i> Comm Svcs & Fac	<i>Area:</i> Within City	<i>Status:</i> Active
<i>Classification:</i> Improvements	<i>Manager:</i> Soares, Phillip A	<i>Const. Code:</i> Not Awarded

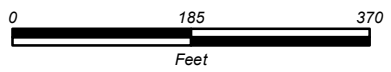
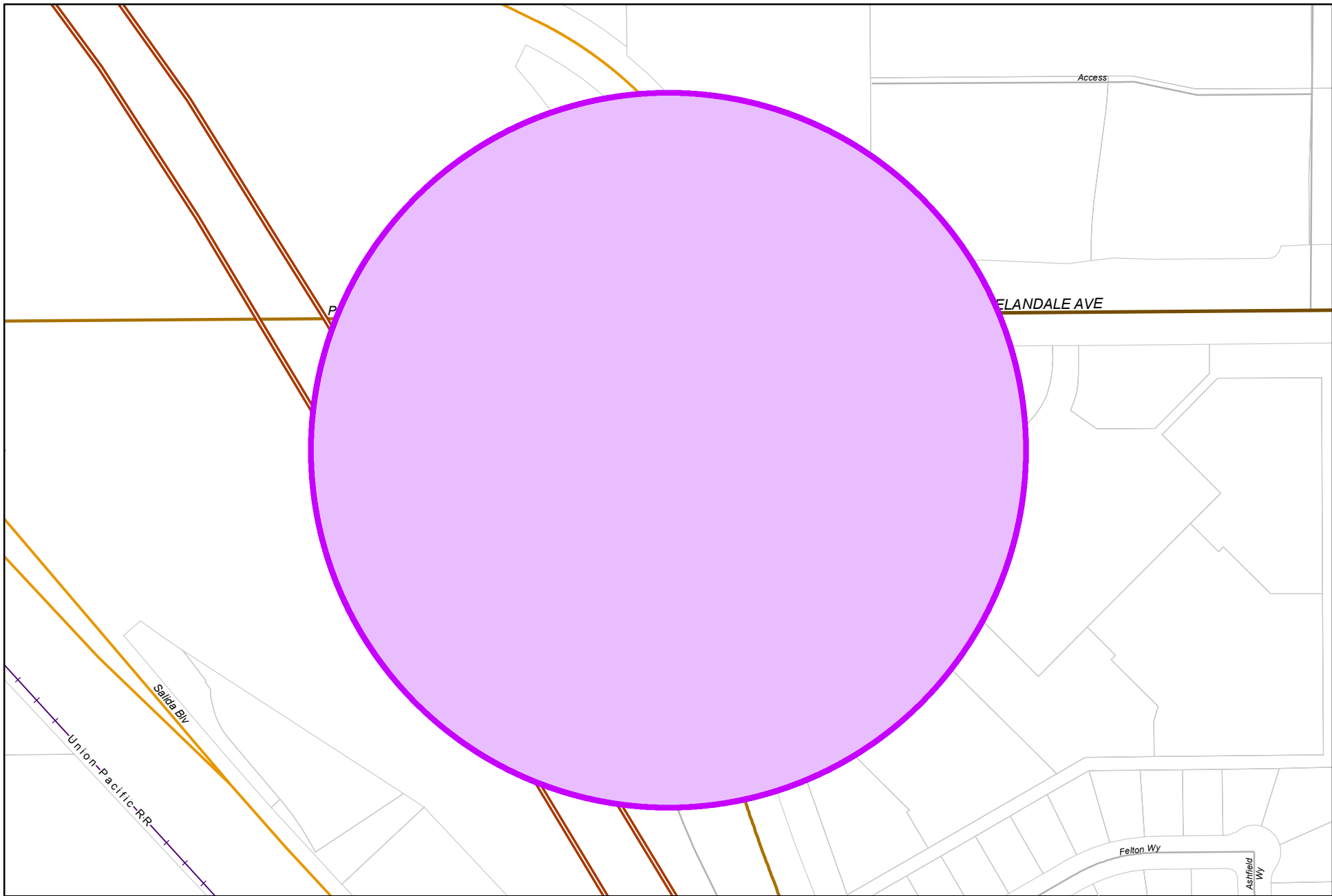
*Proj Desc:* The proposed work shall include a street right sizing on Paradise Road, installation of sidewalks to fill gaps, installation of Class II bicycle lanes, pedestrian crossing with mid block refuge islands and curb extensions, medians and speed tables for traffic calming and the installation of flashing beacons for pedestrian crossings.

*Proj Stat:* Design underway.

Revenues	Budget	Actuals+Commit	Available	Prop. Inc./Dec. for 21-22	Bud + Prop. Incr/Decr	Avail.+ Prop. Incr/Decr	22-23	23-24	24-25	25-26	Total Budgeted up to 2026
42110 Intergov - State - CA Department of Transportation	388,000	8,080	379,920	0	388,000	379,920	0	0	0	0	388,000
61410 Transfer In from Fund 1410	820,000	25,000	795,000	0	820,000	795,000	0	0	0	0	820,000
<b>Revenue Totals:</b>	<b>1,208,000</b>	<b>33,080</b>	<b>1,174,920</b>	<b>0</b>	<b>1,208,000</b>	<b>1,174,920</b>	<b>0</b>	<b>0</b>	<b>0</b>	<b>0</b>	<b>1,794,702</b>

Expenditures	Budget	Actual+Commit	Available	Prop. Inc./Dec. for 21-22	Budget+Prop. Inc./Dec.	Avail.+Prop. Inc./Dec.	22-23	23-24	24-25	25-26	Total Budgeted up to 2026
CON-ML Construction	760,000	0	760,000	0	760,000	760,000	0	0	0	0	760,000
EDA Eng/Design/Admin	431,000	55,889	375,111	0	431,000	375,111	0	0	0	0	431,000
ENV CIP - Environmental	17,000	16,597	403	0	17,000	403	0	0	0	0	17,000
<b>Expenditure Totals:</b>	<b>1,208,000</b>	<b>72,486</b>	<b>1,135,514</b>	<b>0</b>	<b>1,208,000</b>	<b>1,135,514</b>	<b>0</b>	<b>0</b>	<b>0</b>	<b>0</b>	<b>1,208,000</b>

<b>Fund Balance Required</b>	Budget+Prop. Inc./Dec.	Available+Prop. Inc./Dec.
Capital Grants - Streets CIP Projects-3160	0	-39,406



# City of Modesto

Project #: 101063

CED - Pelandale Avenue Interchange - Phase II



**City of Modesto: 2022-26 Capital Improvement Program**

**CED - Pelandale Avenue Interchange - Phase II**

**101063**

**Capital Un-sponsored**

<i>Cost Center:</i> 14999	<i>Category:</i> Traffic Circulation	<i>Start Date:</i> 2010
<i>Hosting Fund:</i> Capital Grants - Streets CIP Projects-3160	<i>Type Class:</i> Maintenance	<i>End Date:</i> 2025
<i>Element Listing:</i> Comm Svcs & Fac	<i>Area:</i> Within City	<i>Status:</i> Active
<i>Classification:</i> Maintenance	<i>Manager:</i> Sandhu, Sandeep	<i>Const. Code:</i> Not Awarded

*Proj Desc:* This project will complete build out of Sisk Road south of Pelandale Avenue, install new storm drain systems, modify existing Caltrans drainage basin, install new City drainage basin, acquisition of Carl's Jr. property, and install ADA sidewalk/curb ramps.

*Proj Stat:* Currently in ROW/Utility Relocation Phase, \$1.2 million CMAQ Construction funds programmed in FY 21/22. Anticipated start of Construction Summer 2023

Revenues	Budget	Actuals+Commit	Available	Prop. Inc./Dec. for 21-22	Bud + Prop. Incr/Decr	Avail.+ Prop. Incr/Decr	22-23	23-24	24-25	25-26	Total Budgeted up to 2026
42110 Intergov - State - CA Department of Transportation	4,336,000	5,845	4,330,155	0	4,336,000	4,330,155	0	0	0	0	4,336,000
63410 Transfer In from Fund 3410	954,363	41,632	912,731	0	954,363	912,731	0	0	0	0	954,363
<b>Revenue Totals:</b>	<b>5,290,363</b>	<b>47,477</b>	<b>5,242,886</b>	<b>0</b>	<b>5,290,363</b>	<b>5,242,886</b>	<b>0</b>	<b>0</b>	<b>0</b>	<b>0</b>	<b>5,290,363</b>

Expenditures	Budget	Actual+Commit	Available	Prop. Inc./Dec. for 21-22	Budget+Prop. Inc./Dec.	Avail.+Prop. Inc./Dec.	22-23	23-24	24-25	25-26	Total Budgeted up to 2026
CA Construction Admin	0	130	-130	0	0	-130	0	0	0	0	0
CC Consultant Charges	0	0	0	0	0	0	0	0	0	0	0
CC-CFF-Design CC-CFF-Design	150,608	0	150,608	0	150,608	150,608	0	0	0	0	150,608
CC-STIP-LA-R/W Capital CC-STIP-LA-R/WCapital	0	0	0	0	0	0	0	0	0	0	0
CC-STIP-LA-R/W Support CC-STIP-LA-R/WSupport	82,049	0	82,049	0	82,049	82,049	0	0	0	0	82,049
CC-STIP-UC-R/W Support CC-STIP-UC-R/WSupport	16,698	0	16,698	0	16,698	16,698	0	0	0	0	16,698
EDA Eng/Design/Admin	550,000	46,490	503,510	0	550,000	503,510	0	0	0	0	550,000
EDA-CFF Eng/Design/Admin-CFF	253,755	8,414	245,341	0	253,755	245,341	0	0	0	0	253,755
LA Land Acquisition	0	208	-208	0	0	-208	0	0	0	0	0
LA-STIP-R/W Capital LA-STIP-R/W Capital	3,826,000	0	3,826,000	0	3,826,000	3,826,000	0	0	0	0	3,826,000
LA-STIP-R/W Support LA-STIP-R/W Support	357,200	31,989	325,211	0	357,200	325,211	0	0	0	0	357,200
UC-STIP-R/W Capital UC-STIP-R/W Capital	30,000	0	30,000	0	30,000	30,000	0	0	0	0	30,000
UC-STIP-R/W-Support UC-STIP-R/W-Support	24,053	0	24,053	0	24,053	24,053	0	0	0	0	24,053
<b>Expenditure Totals:</b>	<b>5,290,363</b>	<b>87,232</b>	<b>5,203,131</b>	<b>0</b>	<b>5,290,363</b>	<b>5,203,131</b>	<b>0</b>	<b>0</b>	<b>0</b>	<b>0</b>	<b>5,290,363</b>

**Fund Balance Required**

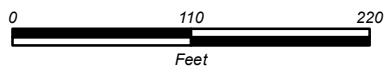

Budget+Prop. Inc./Dec. Available+Prop. Inc./Dec.

Capital Grants - Streets CIP Projects-3160

0

-39,755

---



# City of Modesto

Project #: 101066

PW - New Traffic Signal Oakdale at Claratina



**City of Modesto: 2022-26 Capital Improvement Program**

**PW - New Traffic Signal Oakdale at Claratina-FHWA-CalTrans-HSIPL-5059(227)-2017-20.205 HWY Planning and Con**

**101066**

**Capital Un-sponsored**

<i>Cost Center:</i> 59999	<i>Category:</i> Traffic Circulation	<i>Start Date:</i>
<i>Hosting Fund:</i> Capital Grants - Streets CIP Projects-3160	<i>Type Class:</i> Traffic Control Devices	<i>End Date:</i>
<i>Element Listing:</i> Comm Dev	<i>Area:</i> Within City	<i>Status:</i> New
<i>Classification:</i> Improvements	<i>Manager:</i> Collins, Scott	<i>Const. Code:</i> New or Future

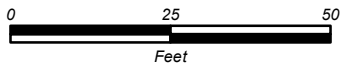

*Proj Desc:* This project will install a traffic signal at the Oakdale Road and Claratina Avenue intersection.

*Proj Stat:* Design is 70% complete.

Revenues	Budget	Actuals+Commit	Available	Prop. Inc./Dec. for 21-22	Bud + Prop. Incr/Decr	Avail.+ Prop. Incr/Decr	22-23	23-24	24-25	25-26	Total Budgeted up to 2026
42110 Intergov - State - CA Department of Transportation	60,000	19,683	40,317	360,500	420,500	400,817	0	0	0	0	420,500
<b>Revenue Totals:</b>	60,000	19,683	40,317	360,500	420,500	400,817	0	0	0	0	420,500

Expenditures	Budget	Actual+Commit	Available	Prop. Inc./Dec. for 21-22	Budget+Prop. Inc./Dec.	Avail.+Prop. Inc./Dec.	22-23	23-24	24-25	25-26	Total Budgeted up to 2026
CA Construction Admin	0	0	0	0	0	0	0	0	0	0	0
CA Construction Admin	0	0	0	47,022	47,022	47,022	0	0	0	0	47,022
CON Construction	0	0	0	284,980	284,980	284,980	0	0	0	0	284,980
CTGY Contingency - CIP	0	0	0	28,498	28,498	28,498	0	0	0	0	28,498
EDA Eng/Design/Admin	60,000	23,425	36,575	0	60,000	36,575	0	0	0	0	60,000
<b>Expenditure Totals:</b>	60,000	23,425	36,575	360,500	420,500	397,075	0	0	0	0	420,500

Fund Balance Required	Budget+Prop. Inc./Dec.	Available+Prop. Inc./Dec.
Capital Grants - Streets CIP Projects-3160	0	-3,742



**City of Modesto**

Project #: 101072



CED - American Avenue/Bangs Avenue Intersection Improvements - CAP

**City of Modesto: 2022-26 Capital Improvement Program**

**CED - American Avenue/Bangs Avenue Intersection Improvements - CAP**

**101072**

**Capital Un-sponsored**

<i>Cost Center:</i> 14999	<i>Category:</i> CFD Road Improvements	<i>Start Date:</i>
<i>Hosting Fund:</i> Kiernan Business Park East #2 CFD Fund - Capital	<i>Type Class:</i> CFD Road Improvements	<i>End Date:</i>
<i>Element Listing:</i> Comm Growth	<i>Area:</i> Kiernan Business Park	<i>Status:</i> Active
<i>Classification:</i> Improvements	<i>Manager:</i> Narayan, Jessica A	<i>Const. Code:</i> Not Awarded

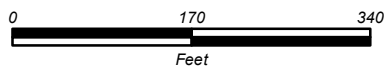
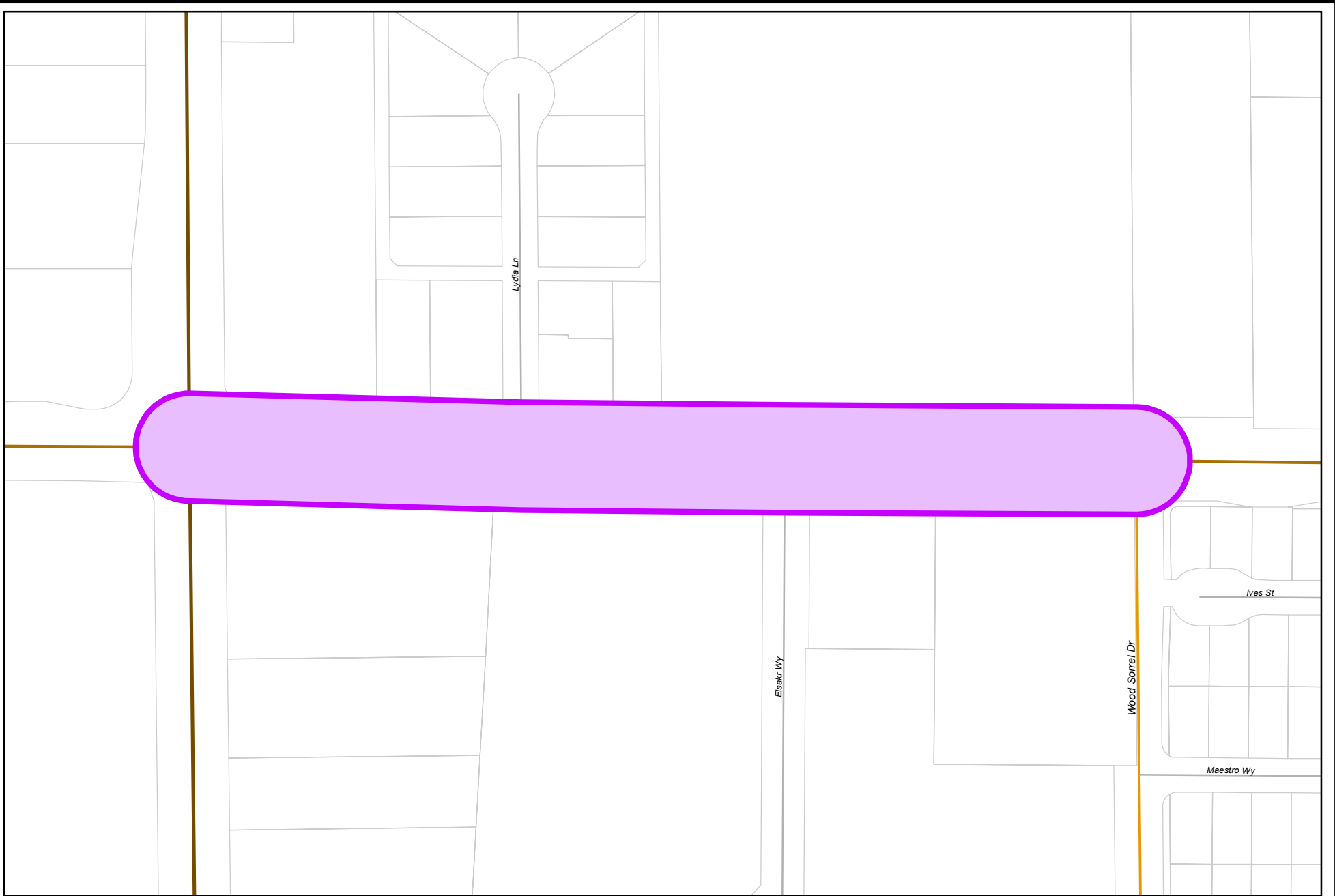
*Proj Desc:* This project will construct either a signalized intersection or a roundabout at the intersection of American Avenue and Bangs Avenue. Pursuant to the Development Agreement between the City of Modesto and Kaiser Permanente Hospitals (last amended in May 2008), Kaiser is required to construct the American/Bangs intersection prior to occupancy of structures in its Planning Phase B development. In the event the intersection is constructed by a third party, Kaiser is required to contribute or reimburse a negotiated share of the construction costs. In 2007, Kaiser deposited \$1,727,717 with the City as the City's match monies for the Kiernan/Dale intersection project (Project #100459). The balance remaining in Project #100459 (\$316,837) was transferred to Project #100837 and will be applied toward Kaiser's negotiated share of the intersection improvements. The balance of this project will be funded by Kiernan Business Park East, Kiernan Business Park South and, possibly, Kaiser. This Project #101072 will replace Project #100837 previous held in fund 3212.

*Proj Stat:* Project is currently on hold.

Revenues	Budget	Actuals+Commit	Available	Prop. Inc./Dec. for 21-22	Bud + Prop. Incr/Decr	Avail.+ Prop. Incr/Decr	22-23	23-24	24-25	25-26	Total Budgeted up to 2026
42160 Intergov - State - Kaiser	300,874	300,875	-1	0	300,874	-1	0	0	0	0	300,874
<b>Revenue Totals:</b>	<b>300,874</b>	<b>300,875</b>	<b>-1</b>	<b>0</b>	<b>300,874</b>	<b>-1</b>	<b>0</b>	<b>0</b>	<b>0</b>	<b>0</b>	<b>300,874</b>

Expenditures	Budget	Actual+Commit	Available	Prop. Inc./Dec. for 21-22	Budget+Prop. Inc./Dec.	Avail.+Prop. Inc./Dec.	22-23	23-24	24-25	25-26	Total Budgeted up to 2026
EDA Eng/Design/Admin	300,874	0	300,874	0	300,874	300,874	0	0	0	0	300,874
<b>Expenditure Totals:</b>	<b>300,874</b>	<b>0</b>	<b>300,874</b>	<b>0</b>	<b>300,874</b>	<b>300,874</b>	<b>0</b>	<b>0</b>	<b>0</b>	<b>0</b>	<b>300,874</b>

Fund Balance Required	Budget+Prop. Inc./Dec.	Available+Prop. Inc./Dec.
Kiernan Business Park East #2 CFD Fund - Capital	0	300,875



**City of Modesto**

Project #: 101074

CED - Sylvan So. Bet.Oak/Wood Sorrell



**City of Modesto: 2022-26 Capital Improvement Program**

**CED - Sylvan So. Bet.Oak/Wood Sorrell**

**101074**

**Capital Un-sponsored**

<i>Cost Center:</i> 14999	<i>Category:</i> CFD Road Improvements	<i>Start Date:</i> 2010
<i>Hosting Fund:</i> Village One #2 CFD Fund - Capital	<i>Type Class:</i> CFD Road Improvements	<i>End Date:</i> 2022
<i>Element Listing:</i> Comm Svcs & Fac	<i>Area:</i> Village One	<i>Status:</i> Active
<i>Classification:</i> Improvements	<i>Manager:</i> Dion, Victoria Michelle	<i>Const. Code:</i> Not Awarded

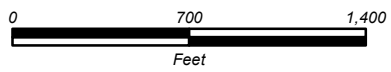
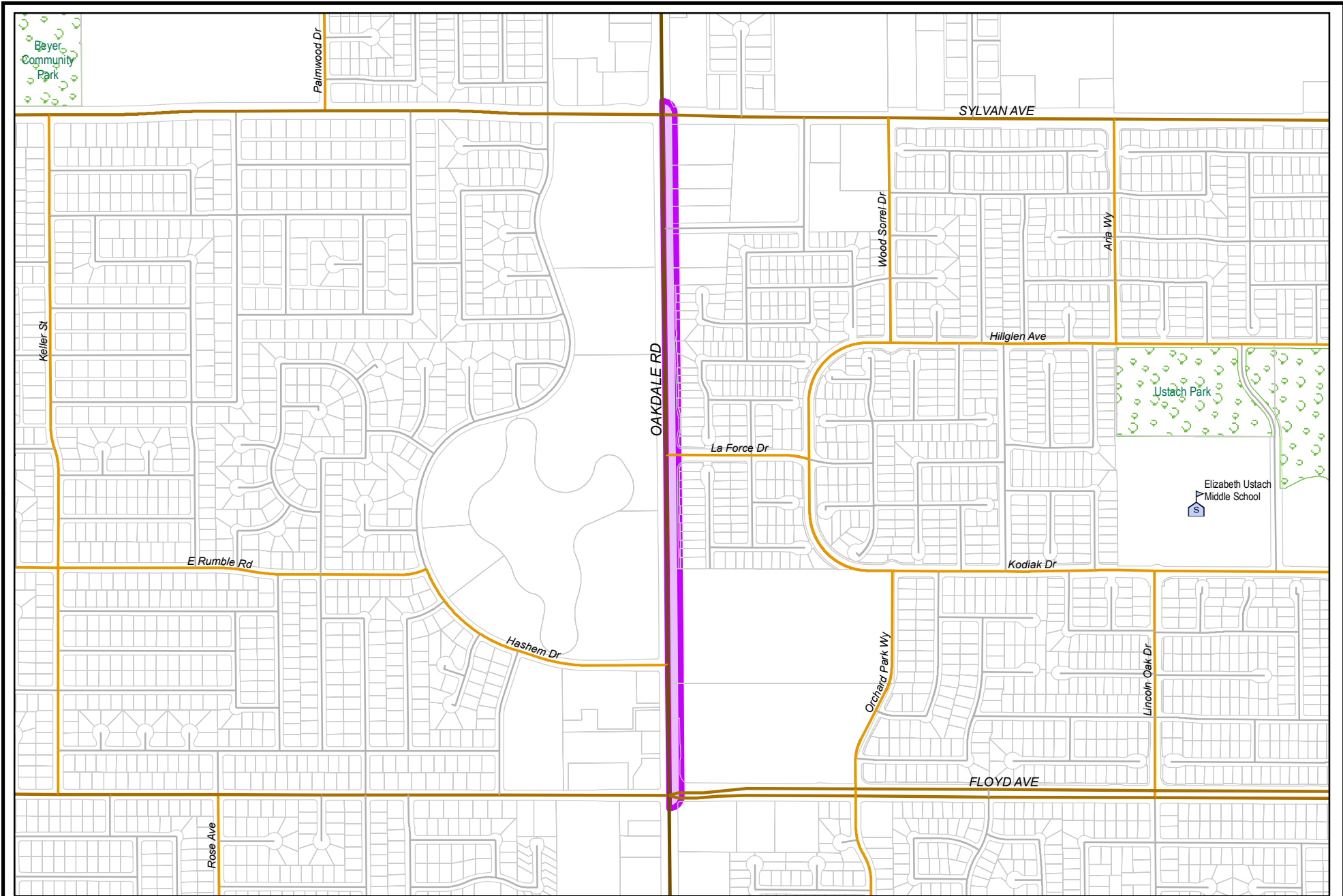
*Proj Desc:* This project provides funding to construct full road improvements along the south side of Sylvan Ave. between Oakdale Rd. and Wood Sorrell. Eliminate the bottleneck on the south side of Sylvan Ave. just east of Elsakar Way. A portion of this project was constructed by a developer. Developer was reimbursed per the terms of the Acquisition and Shortfall agreement with the CFD. Remainder of project includes right-of-way acquisition, utility, utility relocation, and road widening just west of Wood Sorrell. This project is funded with Village One #2 one-time tax money. This project was previously 100093 held in fund 3290. Developer to construct remaining improvements

*Proj Stat:* Portion of project is complete. Remainder of project to be constructed by developer in 2021 through an Acquisition and Shortfall Agreement.

Revenues	Budget	Actuals+Commit	Available	Prop. Inc./Dec. for 21-22	Bud + Prop. Incr/Decr	Avail.+ Prop. Incr/Decr	22-23	23-24	24-25	25-26	Total Budgeted up to 2026
47052 Special Assessments - CFD One-Time Capital Tax	145,700	0	145,700	0	145,700	145,700	0	0	0	0	145,700
<b>Revenue Totals:</b>	<b>145,700</b>	<b>0</b>	<b>145,700</b>	<b>0</b>	<b>145,700</b>	<b>145,700</b>	<b>0</b>	<b>0</b>	<b>0</b>	<b>0</b>	<b>145,700</b>

Expenditures	Budget	Actual+Commit	Available	Prop. Inc./Dec. for 21-22	Budget+Prop. Inc./Dec.	Avail.+Prop. Inc./Dec.	22-23	23-24	24-25	25-26	Total Budgeted up to 2026
CA Construction Admin	128,496	18,496	110,000	0	128,496	110,000	0	0	0	0	128,496
CON Construction	1,170,500	109,700	1,060,800	0	1,170,500	1,060,800	0	0	0	0	1,170,500
CTGY-CIP Contingency - CIP	160,000	0	160,000	0	160,000	160,000	0	0	0	0	160,000
DR Develop Reimburse	526,996	0	526,996	0	526,996	526,996	0	0	0	0	526,996
EDA Eng/Design/Admin	110,929	1,500	109,429	0	110,929	109,429	0	0	0	0	110,929
ENV CIP - Environmental	0	0	0	0	0	0	0	0	0	0	0
LA Land Acquisition	60,000	0	60,000	0	60,000	60,000	0	0	0	0	60,000
UE Utility and EIR	110,000	0	110,000	0	110,000	110,000	0	0	0	0	110,000
<b>Expenditure Totals:</b>	<b>2,266,921</b>	<b>129,696</b>	<b>2,137,225</b>	<b>0</b>	<b>2,266,921</b>	<b>2,137,225</b>	<b>0</b>	<b>0</b>	<b>0</b>	<b>0</b>	<b>2,266,921</b>

Fund Balance Required	Budget+Prop. Inc./Dec.	Available+Prop. Inc./Dec.
Village One #2 CFD Fund - Capital	2,121,221	1,991,525



# City of Modesto

Project #: 101075

CED - Oakdale Rd from Floyd to Sylvan



**City of Modesto: 2022-26 Capital Improvement Program**

**CED - Oakdale Rd from Floyd to Sylvan**

**101075**

**Capital Un-sponsored**

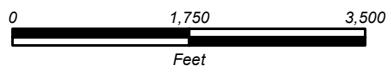
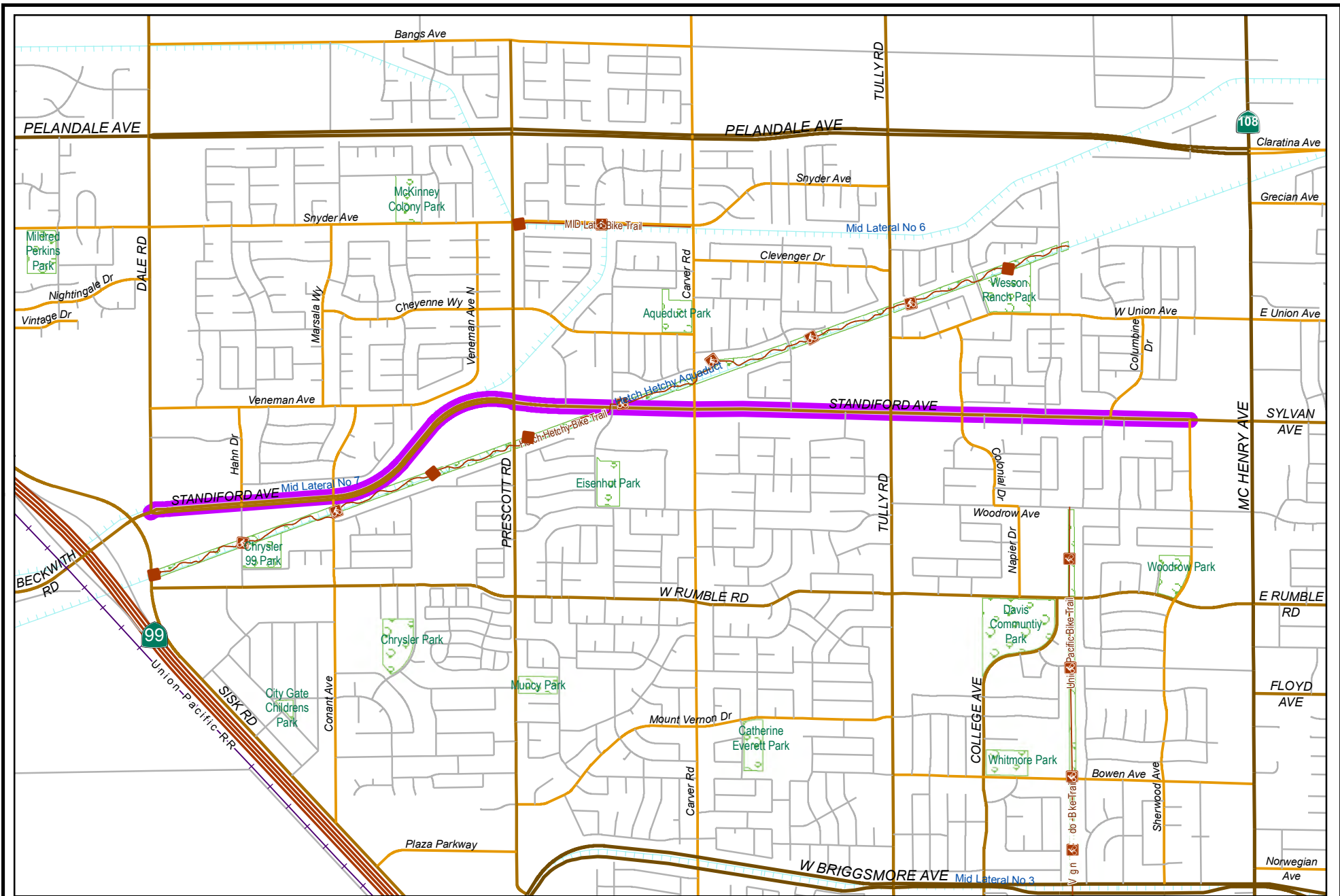
<i>Cost Center:</i> 14999	<i>Category:</i> CFD Road Improvements	<i>Start Date:</i> 2015
<i>Hosting Fund:</i> Village One #2 CFD Fund - Capital	<i>Type Class:</i> CFD Road Improvements	<i>End Date:</i> 2025
<i>Element Listing:</i> Comm Svcs & Fac	<i>Area:</i> Village One	<i>Status:</i> Active
<i>Classification:</i> Improvements	<i>Manager:</i> Dion, Victoria Michelle	<i>Const. Code:</i> Not Awarded

*Proj Desc:* This project will provide funding to construct full road improvements along the east side of Oakdale Road from Floyd Ave. to Sylvan Ave. including the installation of a landscaped median. A portion of this project was constructed by a developer. The developer was reimbursed per the terms set forth in the Acquisition and Shortfall Agreement with the CFD. This project was previously project 100098 held in fund 3290.

*Proj Stat:* Survey work has been completed. Design parameters remain in question. Right-of-way acquisition and utility relocation are required.

Expenditures	Budget	Actual+Commit	Available	Prop. Inc./Dec. for 21-22	Budget+Prop. Inc./Dec.	Avail.+Prop. Inc./Dec.	22-23	23-24	24-25	25-26	Total Budgeted up to 2026
CA Construction Admin	190,218	25,218	165,000	0	190,218	165,000	0	0	0	0	190,218
CON Construction	1,992,819	337,819	1,655,000	0	1,992,819	1,655,000	0	0	0	0	1,992,819
CTGY-CIP Contingency - CIP	248,000	0	248,000	0	248,000	248,000	0	0	0	0	248,000
DR Develop Reimburse	2,635,322	2,635,322	0	0	2,635,322	0	0	0	0	0	2,635,322
EDA Eng/Design/Admin	388,801	139,094	249,707	0	388,801	249,707	0	0	0	0	388,801
ENV CIP - Environmental	50,000	0	50,000	0	50,000	50,000	0	0	0	0	50,000
LA Land Acquisition	373,131	76,131	297,000	0	373,131	297,000	0	0	0	0	373,131
UE Utility and EIR	0	0	0	0	0	0	0	0	0	0	0
<b>Expenditure Totals:</b>	<b>5,878,291</b>	<b>3,213,585</b>	<b>2,664,706</b>	<b>0</b>	<b>5,878,291</b>	<b>2,664,706</b>	<b>0</b>	<b>0</b>	<b>0</b>	<b>0</b>	<b>5,878,291</b>

<b>Fund Balance Required</b>	Budget+Prop. Inc./Dec.	Available+Prop. Inc./Dec.
Village One #2 CFD Fund - Capital	5,878,291	2,664,706



# City of Modesto

Project #: 101088

CED - Standiford Ave. Pavement Rehab



**City of Modesto: 2022-26 Capital Improvement Program**

**CED - Standiford Ave. Pavement Rehab (Suspended)**

**101088**

**Capital Un-sponsored**

<i>Cost Center:</i> 14999	<i>Category:</i> Traffic Circulation	<i>Start Date:</i> 2018
<i>Hosting Fund:</i> Measure L - Capital Projects-3300	<i>Type Class:</i> Maintenance	<i>End Date:</i> 2021
<i>Element Listing:</i> Comm Svcs & Fac	<i>Area:</i> Within City	<i>Status:</i> Active
<i>Classification:</i> Maintenance	<i>Manager:</i> Soares, Phillip A	<i>Const. Code:</i> Construction Completed

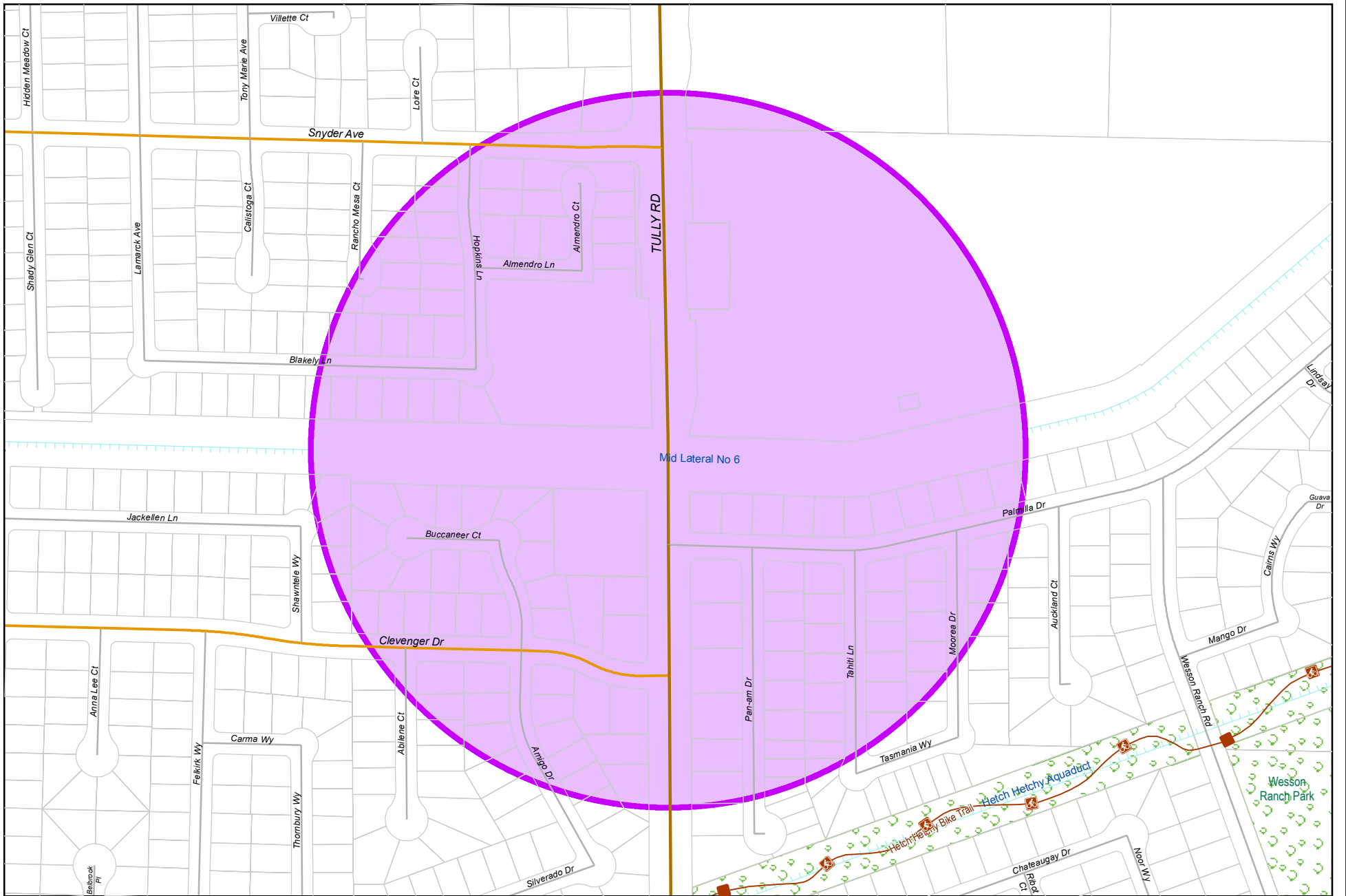
*Proj Desc:* This project will provide pavement rehabilitation from Standiford Avenue between Dale Road and Sherwood Avenue

*Proj Stat:* Construction is complete. City Council accepted improvements 2/4/2020.

Revenues	Budget	Actuals+Commit	Available	Prop. Inc./Dec. for 21-22	Bud + Prop. Incr/Decr	Avail.+ Prop. Incr/Decr	22-23	23-24	24-25	25-26	Total Budgeted up to 2026
61410 Transfer In from Fund 1410	2,826,415	2,788,325	38,090	0	2,826,415	38,090	0	0	0	0	2,826,415
61420 Transfer in from Fund 1420	389,505	389,505	0	0	389,505	0	0	0	0	0	389,505
<b>Revenue Totals:</b>	<b>3,215,920</b>	<b>3,177,830</b>	<b>38,090</b>	<b>0</b>	<b>3,215,920</b>	<b>38,090</b>	<b>0</b>	<b>0</b>	<b>0</b>	<b>0</b>	<b>3,636,420</b>

Expenditures	Budget	Actual+Commit	Available	Prop. Inc./Dec. for 21-22	Budget+Prop. Inc./Dec.	Avail.+Prop. Inc./Dec.	22-23	23-24	24-25	25-26	Total Budgeted up to 2026
CA Construction Admin	242,620	238,827	3,794	0	242,620	3,794	0	0	0	0	242,620
CC Consultant Charges	47,435	47,435	0	0	47,435	0	0	0	0	0	47,435
CON Construction	2,592,158	2,591,514	644	0	2,592,158	644	0	0	0	0	2,592,158
CON-SUP CON-SUP	39,000	39,000	0	0	39,000	0	0	0	0	0	39,000
CTGY-CIP Contingency - CIP	135,142	131,491	3,651	0	135,142	3,651	0	0	0	0	135,142
EDA Eng/Design/Admin	159,565	154,466	5,099	0	159,565	5,099	0	0	0	0	159,565
<b>Expenditure Totals:</b>	<b>3,215,920</b>	<b>3,202,732</b>	<b>13,188</b>	<b>0</b>	<b>3,215,920</b>	<b>13,188</b>	<b>0</b>	<b>0</b>	<b>0</b>	<b>0</b>	<b>3,215,920</b>

Fund Balance Required	Budget+Prop. Inc./Dec.	Available+Prop. Inc./Dec.
Measure L - Capital Projects-3300	0	-24,902



# City of Modesto

Project #: 101089

CED - Tully Rd. Safety Improvement Project



**City of Modesto: 2022-26 Capital Improvement Program**

**CED - Tully Rd. Safety Improvement Project**

**101089**

**Capital Un-sponsored**

<i>Cost Center:</i> 14999	<i>Category:</i> Traffic Circulation	<i>Start Date:</i> 2018
<i>Hosting Fund:</i> Measure L - Capital Projects-3300	<i>Type Class:</i> Maintenance	<i>End Date:</i> 2023
<i>Element Listing:</i> Comm Svcs & Fac	<i>Area:</i> Within City	<i>Status:</i> Active
<i>Classification:</i> Improvements	<i>Manager:</i> Soares, Phillip A	<i>Const. Code:</i> Not Awarded

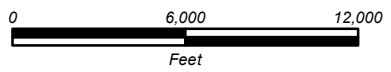
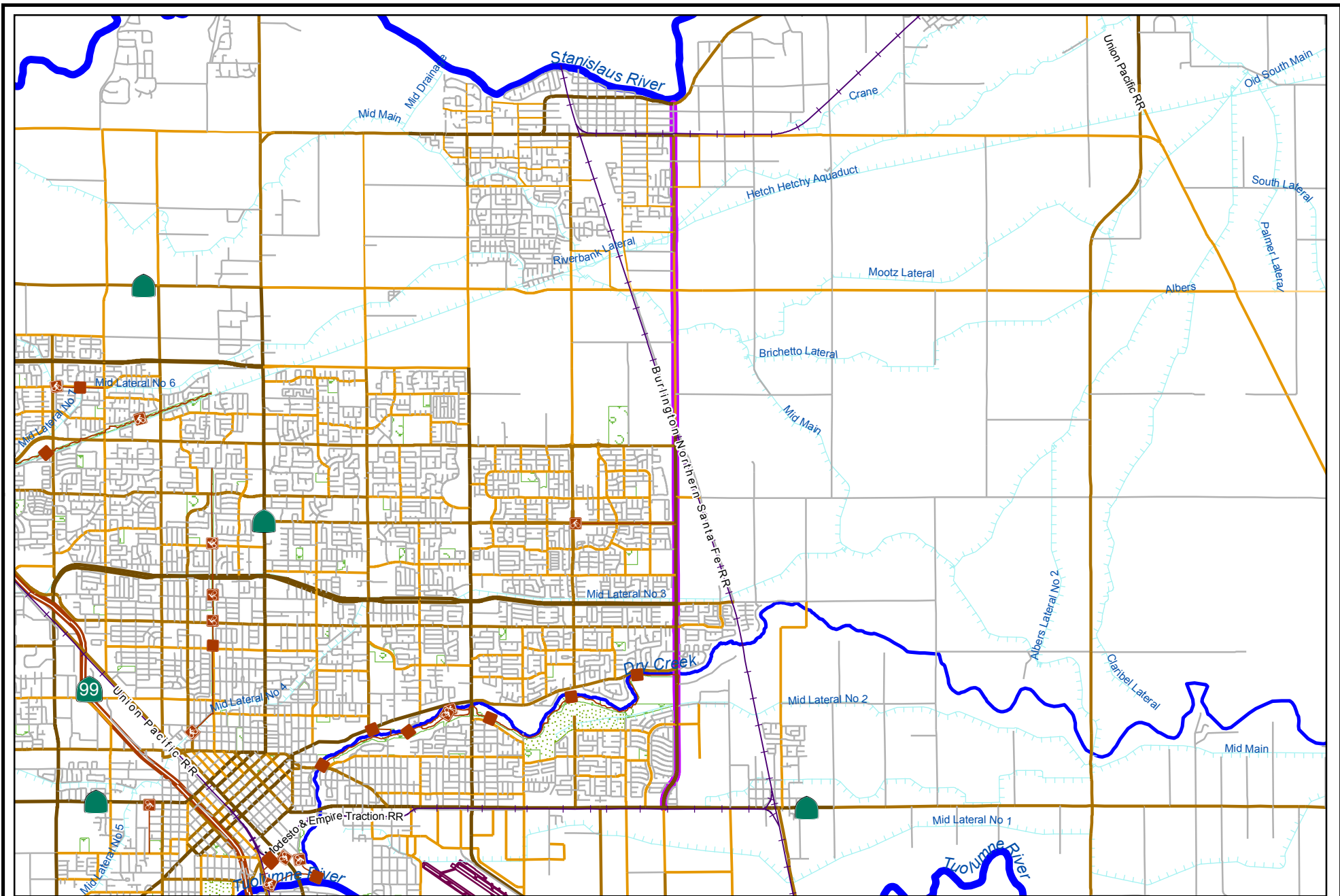
*Proj Desc:* This project will provide a safe method for pedestrians and bicyclist to cross Tully Road located approximately 1,520 feet south of the intersection of Pelandale Avenue

*Proj Stat:* Design is 80% complete. Anticipate bidding with Carver/Bangs (101073).

Revenues	Budget	Actuals+Commit	Available	Prop. Inc./Dec. for 21-22	Bud + Prop. Incr/Decr	Avail.+ Prop. Incr/Decr	22-23	23-24	24-25	25-26	Total Budgeted up to 2026
61410 Transfer In from Fund 1410	511,183	31,476	479,707	0	511,183	479,707	0	0	0	0	511,183
<b>Revenue Totals:</b>	<b>511,183</b>	<b>31,476</b>	<b>479,707</b>	<b>0</b>	<b>511,183</b>	<b>479,707</b>	<b>0</b>	<b>0</b>	<b>0</b>	<b>0</b>	<b>511,183</b>

Expenditures	Budget	Actual+Commit	Available	Prop. Inc./Dec. for 21-22	Budget+Prop. Inc./Dec.	Avail.+Prop. Inc./Dec.	22-23	23-24	24-25	25-26	Total Budgeted up to 2026
CA Construction Admin	34,543	0	34,543	0	34,543	34,543	0	0	0	0	34,543
CC Consultant Charges	25,462	25,462	0	0	25,462	0	0	0	0	0	25,462
CON Construction	406,640	0	406,640	0	406,640	406,640	0	0	0	0	406,640
CTGY-CIP Contingency - CIP	10,000	0	10,000	0	10,000	10,000	0	0	0	0	10,000
EDA Eng/Design/Admin	34,538	12,873	21,665	0	34,538	21,665	0	0	0	0	34,538
<b>Expenditure Totals:</b>	<b>511,183</b>	<b>38,335</b>	<b>472,848</b>	<b>0</b>	<b>511,183</b>	<b>472,848</b>	<b>0</b>	<b>0</b>	<b>0</b>	<b>0</b>	<b>511,183</b>

Fund Balance Required	Budget+Prop. Inc./Dec.	Available+Prop. Inc./Dec.
Measure L - Capital Projects-3300	0	-6,860



# City of Modesto

Project #: 101118

CED - Claus Road Pavement Rehabilitation - Phase II



**City of Modesto: 2022-26 Capital Improvement Program**

**CED - Claus Road Pavement Rehabilitation - Phase II (Suspended)**

**101118**

**Capital Un-sponsored**

<i>Cost Center:</i> 14999	<i>Category:</i> Traffic Circulation	<i>Start Date:</i> 2019
<i>Hosting Fund:</i> Measure L - Capital Projects-3300	<i>Type Class:</i> Maintenance	<i>End Date:</i> 2021
<i>Element Listing:</i> Comm Dev	<i>Area:</i> Within City	<i>Status:</i> New
<i>Classification:</i> Improvements	<i>Manager:</i> Sacuskie, Michael Wayne	<i>Const. Code:</i> Construction Completed

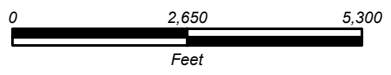
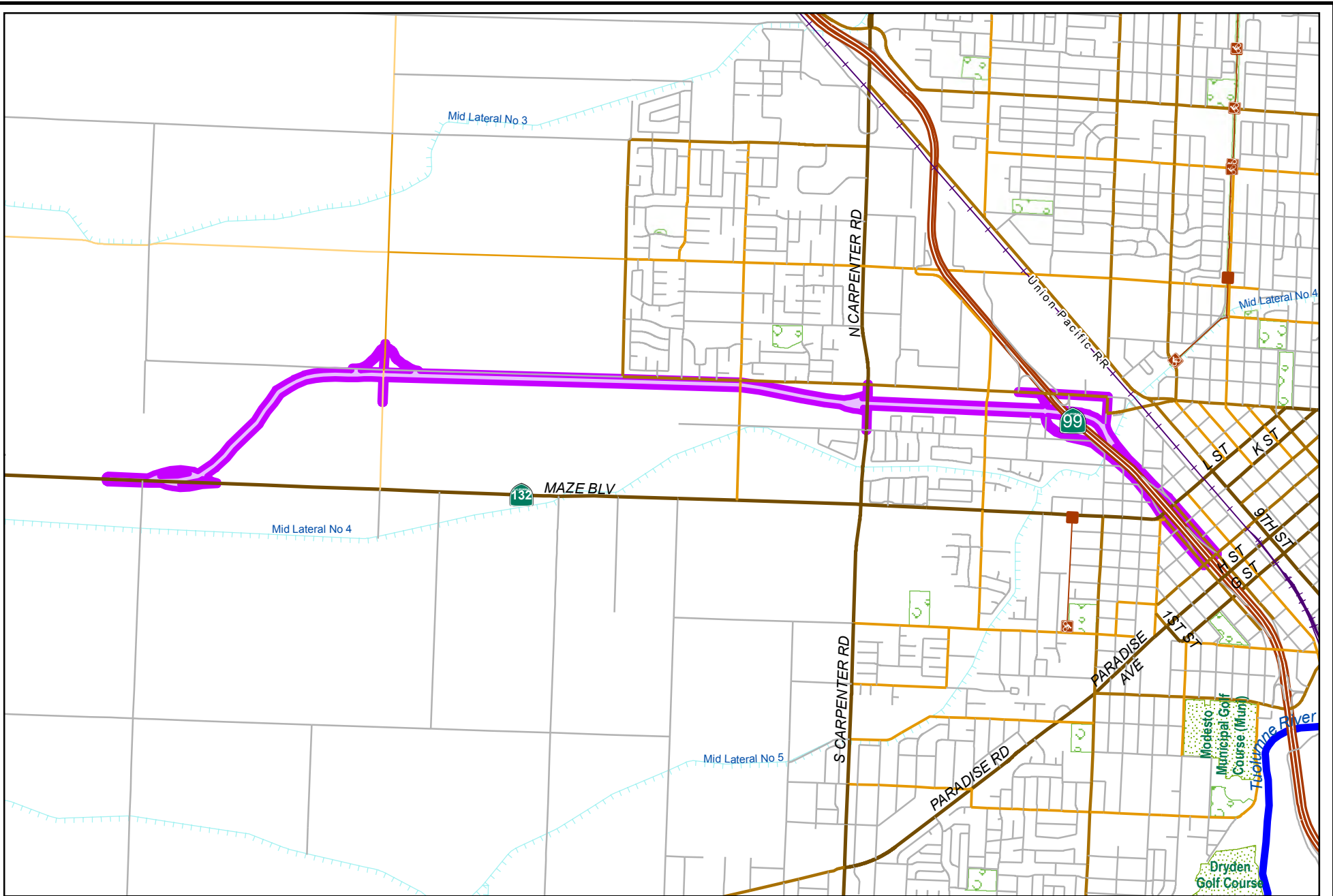
*Proj Desc:* Pavement rehabilitation, new striping and vehicle detection cameras 800' north of Sylvan Ave. to approx. 600' north of Briggsmore Ave.

*Proj Stat:* Construction complete Summer 2019. City Council accepted improvements 4/7/2020.

Revenues	Budget	Actuals+Commit	Available	Prop. Inc./Dec. for 21-22	Bud + Prop. Incr/Decr	Avail.+ Prop. Incr/Decr	22-23	23-24	24-25	25-26	Total Budgeted up to 2026
61410 Transfer In from Fund 1410	1,216,938	1,186,022	30,916	0	1,216,938	30,916	0	0	0	0	1,216,938
61420 Transfer in from Fund 1420	26,835	26,835	0	0	26,835	0	0	0	0	0	26,835
<b>Revenue Totals:</b>	<b>1,243,773</b>	<b>1,212,857</b>	<b>30,916</b>	<b>0</b>	<b>1,243,773</b>	<b>30,916</b>	<b>0</b>	<b>0</b>	<b>0</b>	<b>0</b>	<b>1,754,956</b>

Expenditures	Budget	Actual+Commit	Available	Prop. Inc./Dec. for 21-22	Budget+Prop. Inc./Dec.	Avail.+Prop. Inc./Dec.	22-23	23-24	24-25	25-26	Total Budgeted up to 2026
CA Construction Admin	51,010	45,745	5,265	0	51,010	5,265	0	0	0	0	51,010
CON Construction	1,044,120	1,036,443	7,677	0	1,044,120	7,677	0	0	0	0	1,044,120
CTGY-CIP Contingency - CIP	38,643	35,450	3,193	0	38,643	3,193	0	0	0	0	38,643
EDA Eng/Design/Admin	110,000	102,738	7,262	0	110,000	7,262	0	0	0	0	110,000
<b>Expenditure Totals:</b>	<b>1,243,773</b>	<b>1,220,376</b>	<b>23,397</b>	<b>0</b>	<b>1,243,773</b>	<b>23,397</b>	<b>0</b>	<b>0</b>	<b>0</b>	<b>0</b>	<b>1,243,773</b>

Fund Balance Required	Budget+Prop. Inc./Dec.	Available+Prop. Inc./Dec.
Measure L - Capital Projects-3300	0	-7,519



# City of Modesto

Project #: 101119

CED - State Route 132 West Expressway-CON



**City of Modesto: 2022-26 Capital Improvement Program**

**CED - SR 132 West Expressway - CON-FHWA-CalTrans-TGHPLUL-5059(230)-2019-20.205**  
**HWY Planning and CON**

**101119**

**Capital Un-sponsored**

<i>Cost Center:</i> 14999	<i>Category:</i> Traffic Circulation	<i>Start Date:</i> 2019
<i>Hosting Fund:</i> Capital Grants - Streets CIP Projects-3160	<i>Type Class:</i> Expressway Improvements	<i>End Date:</i> 2025
<i>Element Listing:</i> Comm Dev	<i>Area:</i> System Wide	<i>Status:</i> Active
<i>Classification:</i> Improvements	<i>Manager:</i> Dion, Victoria Michelle	<i>Const. Code:</i> Under Construction

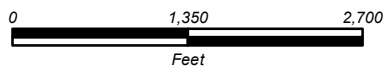
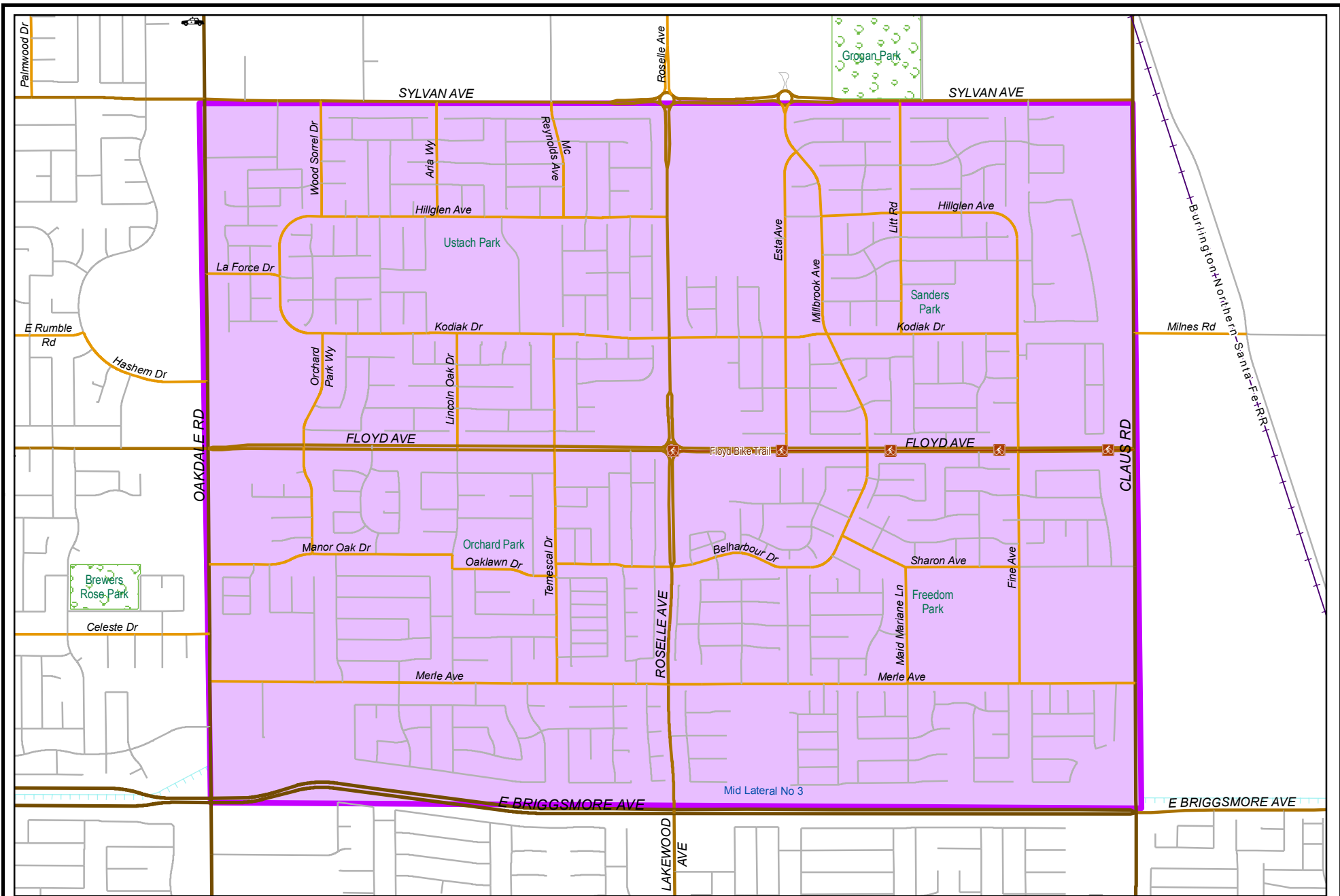
*Proj Desc:* Construct 2 lane expressway between Needham and Dakota Ave.

*Proj Stat:* Project is under construction. Design and ROW were funded in Project #100614

Revenues	Budget	Actuals+Commit	Available	Prop. Inc./Dec. for 21-22	Bud + Prop. Incr/Decr	Avail.+ Prop. Incr/Decr	22-23	23-24	24-25	25-26	Total Budgeted up to 2026
42110 Intergov - State - CA Department of Transportation	83,811,834	29,578,288	54,233,546	0	83,811,834	54,233,546	0	0	0	0	83,811,834
42330 Intergov - Measure L Regional Funds	31,800,000	12,060,164	19,739,836	0	31,800,000	19,739,836	0	0	0	0	31,800,000
63410 Transfer In from Fund 3410	9,870,886	149,380	9,721,506	0	9,870,886	9,721,506	0	0	0	0	9,870,886
<b>Revenue Totals:</b>	<b>125,482,720</b>	<b>41,787,832</b>	<b>83,694,888</b>	<b>0</b>	<b>125,482,720</b>	<b>83,694,888</b>	<b>0</b>	<b>0</b>	<b>0</b>	<b>0</b>	<b>125,482,720</b>

Expenditures	Budget	Actual+Commit	Available	Prop. Inc./Dec. for 21-22	Budget+Prop. Inc./Dec.	Avail.+Prop. Inc./Dec.	22-23	23-24	24-25	25-26	Total Budgeted up to 2026
CA-CFF CA-Streets CFF	9,870,886	154,855	9,716,031	0	9,870,886	9,716,031	0	0	0	0	9,870,886
CA-DOKKENML CA-DOKKEN Measure L	1,667,480	1,363,210	304,270	0	1,667,480	304,270	0	0	0	0	1,667,480
CA-STAFFML CA-STAFF Measure L	900,000	669,510	230,490	0	900,000	230,490	0	0	0	0	900,000
CA-WSPML CA-WSP Measure L	9,595,033	8,953,768	641,265	0	9,595,033	641,265	0	0	0	0	9,595,033
CON-DEMO CON-DEMO Grant	3,045,056	1,314,707	1,730,349	0	3,045,056	1,730,349	0	0	0	0	3,045,056
CON-KERNRIP CON-KERNRIP Grant	3,173,980	1,368,977	1,805,003	0	3,173,980	1,805,003	0	0	0	0	3,173,980
CON-ML CON-Measure L	14,517,714	6,548,010	7,969,704	0	14,517,714	7,969,704	0	0	0	0	14,517,714
CON-RIP CON-RIP Grant	36,654,024	15,803,933	20,850,091	0	36,654,024	20,850,091	0	0	0	0	36,654,024
CON-RSTP CON-RSTP Gratr	3,749,830	1,618,144	2,131,686	0	3,749,830	2,131,686	0	0	0	0	3,749,830
CON-SHOPP CON-SHOPP Grant	2,400,000	605,925	1,794,075	0	2,400,000	1,794,075	0	0	0	0	2,400,000
CON-SUPML CON-SUP Measure L	1,020,000	333,125	686,875	0	1,020,000	686,875	0	0	0	0	1,020,000
CON-TCEP CON-TCEP Grant	19,043,878	8,180,547	10,863,331	0	19,043,878	10,863,331	0	0	0	0	19,043,878
CON-TIGER CON-TIGER Grant	8,161,662	3,521,487	4,640,175	0	8,161,662	4,640,175	0	0	0	0	8,161,662
CTGY-CIP Contingency - CIP	9,074,615	378,957	8,695,658	0	9,074,615	8,695,658	0	0	0	0	9,074,615
CTGY-PROJECTML CTGY-PROJECTML	2,608,562	483,025	2,125,537	0	2,608,562	2,125,537	0	0	0	0	2,608,562

-----											
Expenditure Totals:											
	125,482,720	51,298,181	74,184,539	0	125,482,720	74,184,539	0	0	0	0	125,482,720
=====											
<b>Fund Balance Required</b>					Budget+Prop. Inc./Dec.	Available+Prop. Inc./Dec.					
-----											
Capital Grants - Streets CIP Projects-3160					0	-9,510,349					
-----											



# City of Modesto

Project #: 101120

CED - Village One Slurry Seal



**City of Modesto: 2022-26 Capital Improvement Program**

**CED - Village One Slurry Seal (Suspended)**

**101120**  
**Capital Un-sponsored**

<i>Cost Center:</i> 14999	<i>Category:</i> Traffic Circulation	<i>Start Date:</i> 2018
<i>Hosting Fund:</i> Measure L - Capital Projects-3300	<i>Type Class:</i> Maintenance	<i>End Date:</i> 2021
<i>Element Listing:</i> Comm Dev	<i>Area:</i> Within City	<i>Status:</i> Active
<i>Classification:</i> Improvements	<i>Manager:</i> Sacuskie, Michael Wayne	<i>Const. Code:</i> Construction Completed

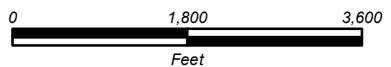
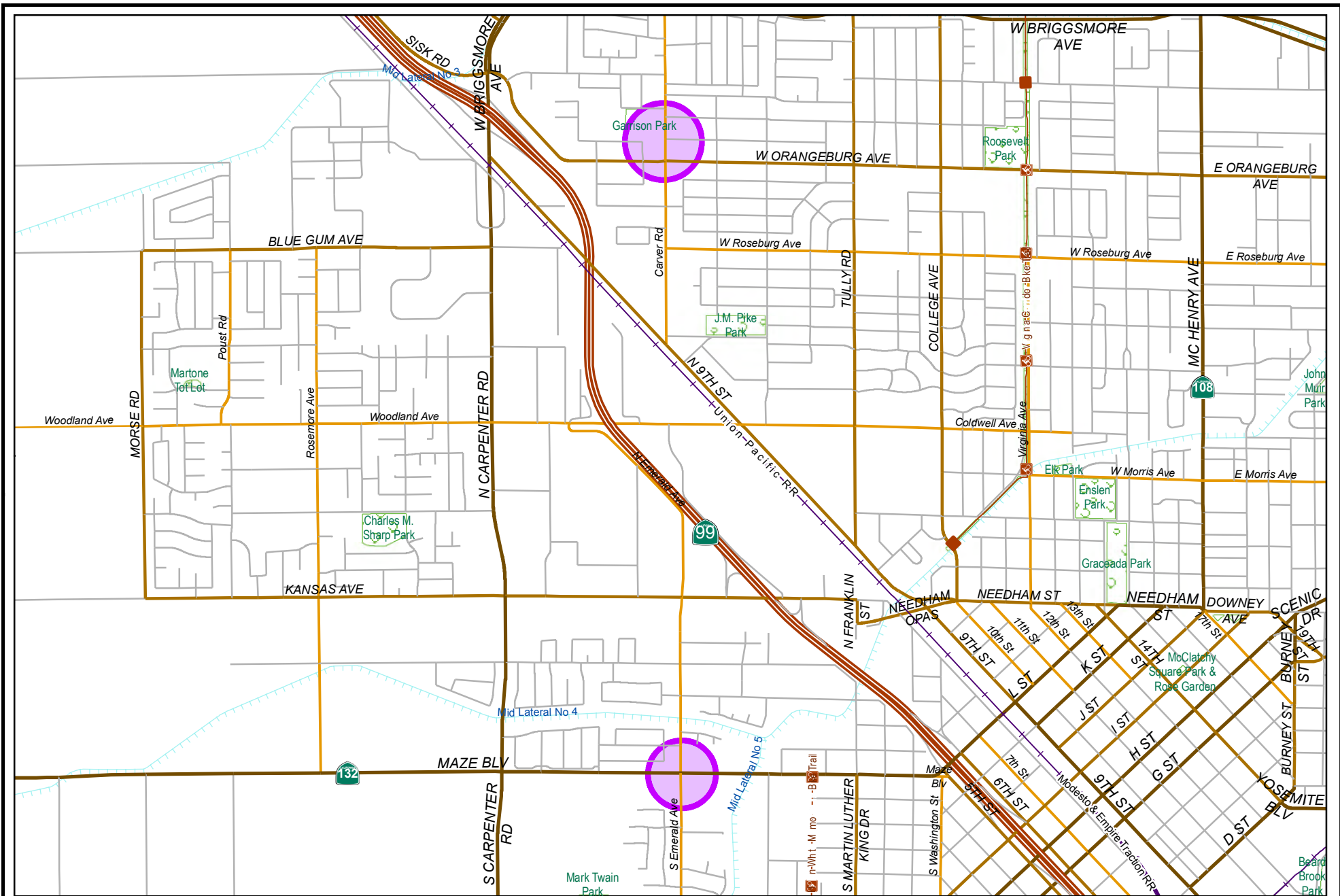
*Proj Desc:* Slurry seal residential streets within the Village One Area.

*Proj Stat:* Construction complete. Council acceptance 09/08/2020.

Revenues	Budget	Actuals+Commit	Available	Prop. Inc./Dec. for 21-22	Bud + Prop. Incr/Decr	Avail.+ Prop. Incr/Decr	22-23	23-24	24-25	25-26	Total Budgeted up to 2026
61410 Transfer In from Fund 1410	2,622,060	2,560,285	61,775	0	2,622,060	61,775	0	0	0	0	2,622,060
Revenue Totals:	2,622,060	2,560,285	61,775	0	2,622,060	61,775	0	0	0	0	2,622,060

Expenditures	Budget	Actual+Commit	Available	Prop. Inc./Dec. for 21-22	Budget+Prop. Inc./Dec.	Avail.+Prop. Inc./Dec.	22-23	23-24	24-25	25-26	Total Budgeted up to 2026
CA Construction Admin	206,845	191,030	15,815	0	206,845	15,815	0	0	0	0	206,845
CON Construction	2,094,666	2,094,665	1	0	2,094,666	1	0	0	0	0	2,094,666
CTGY-CIP Contingency - CIP	139,467	125,039	14,428	0	139,467	14,428	0	0	0	0	139,467
EDA Eng/Design/Admin	181,082	160,990	20,092	0	181,082	20,092	0	0	0	0	181,082
Expenditure Totals:	2,622,060	2,571,725	50,335	0	2,622,060	50,335	0	0	0	0	2,622,060

Fund Balance Required	Budget+Prop. Inc./Dec.	Available+Prop. Inc./Dec.
Measure L - Capital Projects-3300	0	-11,440



# City of Modesto

Project #: 101122



PW - Installation of 2 Rectangular Rapid Flashing Beacons (Carver Rd and Emerald Ave)

**City of Modesto: 2022-26 Capital Improvement Program**

**PW - Installation of 2 Rectangular Rapid Flashing Beacons (Carver Rd and Emerald Ave)**

**101122**

**Capital Un-sponsored**

<i>Cost Center:</i> 59999	<i>Category:</i> Traffic Circulation	<i>Start Date:</i>
<i>Hosting Fund:</i> Measure L - Capital Projects-3300	<i>Type Class:</i> Traffic Control Devices	<i>End Date:</i>
<i>Element Listing:</i> Public Safety	<i>Area:</i> Within City	<i>Status:</i> New
<i>Classification:</i> Improvements	<i>Manager:</i> Collins, Scott R	<i>Const. Code:</i> New or Future

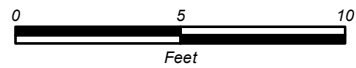

*Proj Desc:* Install rectangular rapid flashing beacons at Carver/Teresa and Emerald Ave. South of Maze Blvd.

*Proj Stat:* Finalizing design to go out to bid.

Revenues	Budget	Actuals+Commit	Available	Prop. Inc./Dec. for 21-22	Bud + Prop. Incr/Decr	Avail.+ Prop. Incr/Decr	22-23	23-24	24-25	25-26	Total Budgeted up to 2026
61410 Transfer In from Fund 1410	200,000	9,970	190,030	0	200,000	190,030	0	0	0	0	200,000
<b>Revenue Totals:</b>	200,000	9,970	190,030	0	200,000	190,030	0	0	0	0	200,000

Expenditures	Budget	Actual+Commit	Available	Prop. Inc./Dec. for 21-22	Budget+Prop. Inc./Dec.	Avail.+Prop. Inc./Dec.	22-23	23-24	24-25	25-26	Total Budgeted up to 2026
CA Construction Admin	24,782	0	24,782	0	24,782	24,782	0	0	0	0	24,782
CON Construction	150,198	0	150,198	0	150,198	150,198	0	0	0	0	150,198
CTGY-CIP Contingency - CIP	15,020	0	15,020	0	15,020	15,020	0	0	0	0	15,020
EDA Eng/Design/Admin	10,000	9,970	30	0	10,000	30	0	0	0	0	10,000
<b>Expenditure Totals:</b>	200,000	9,970	190,030	0	200,000	190,030	0	0	0	0	200,000

Fund Balance Required	Budget+Prop. Inc./Dec.	Available+Prop. Inc./Dec.
Measure L - Capital Projects-3300	0	0



**City of Modesto**

Project #: 101123

PW - Fiber Drop Traffic Signal Cabinet



**City of Modesto: 2022-26 Capital Improvement Program**

**PW - Fiber Drop Traffic Signal Cabinet**

**101123**  
**Capital Un-sponsored**

<i>Cost Center:</i> 59999	<i>Category:</i> Traffic Circulation	<i>Start Date:</i>
<i>Hosting Fund:</i> Measure L - Capital Projects-3300	<i>Type Class:</i> Traffic Signal Coordination	<i>End Date:</i>
<i>Element Listing:</i> Comm Dev	<i>Area:</i> Within City	<i>Status:</i> New
<i>Classification:</i> Improvements	<i>Manager:</i> Collins, Scott R	<i>Const. Code:</i> New or Future

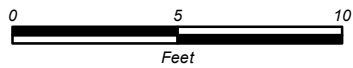

*Proj Desc:* Cut and splice onto existing fiber optic back bone. Bringing fiber optic cable into traffic signal cabinets along Briggmore, Standiford/Sylvan, and Oakdale.

*Proj Stat:* Finalizing design to go out to bid.

Revenues	Budget	Actuals+Commit	Available	Prop. Inc./Dec. for 21-22	Bud + Prop. Incr/Decr	Avail.+ Prop. Incr/Decr	22-23	23-24	24-25	25-26	Total Budgeted up to 2026
61410 Transfer In from Fund 1410	560,000	156	559,844	0	560,000	559,844	0	0	0	0	560,000
Revenue Totals:	560,000	156	559,844	0	560,000	559,844	0	0	0	0	560,000

Expenditures	Budget	Actual+Commit	Available	Prop. Inc./Dec. for 21-22	Budget+Prop. Inc./Dec.	Avail.+Prop. Inc./Dec.	22-23	23-24	24-25	25-26	Total Budgeted up to 2026
CON Construction	535,000	0	535,000	0	535,000	535,000	0	0	0	0	535,000
EDA Eng/Design/Admin	25,000	156	24,844	0	25,000	24,844	0	0	0	0	25,000
Expenditure Totals:	560,000	156	559,844	0	560,000	559,844	0	0	0	0	560,000

Fund Balance Required	Budget+Prop. Inc./Dec.	Available+Prop. Inc./Dec.
Measure L - Capital Projects-3300	0	0



**City of Modesto**

Project #: 101124

PW - Replace 35 Obsolete Traffic Controllers



**City of Modesto: 2022-26 Capital Improvement Program**

**PW - Replace 35 Obsolete Traffic Controllers**

**101124**  
**Capital Un-sponsored**

<i>Cost Center:</i> 59999	<i>Category:</i> Traffic Circulation	<i>Start Date:</i>
<i>Hosting Fund:</i> Measure L - Capital Projects-3300	<i>Type Class:</i> Traffic Control Devices	<i>End Date:</i>
<i>Element Listing:</i> Comm Svcs & Fac	<i>Area:</i> Within City	<i>Status:</i> Active
<i>Classification:</i> Replacement	<i>Manager:</i> Collins, Scott R	<i>Const. Code:</i> New or Future

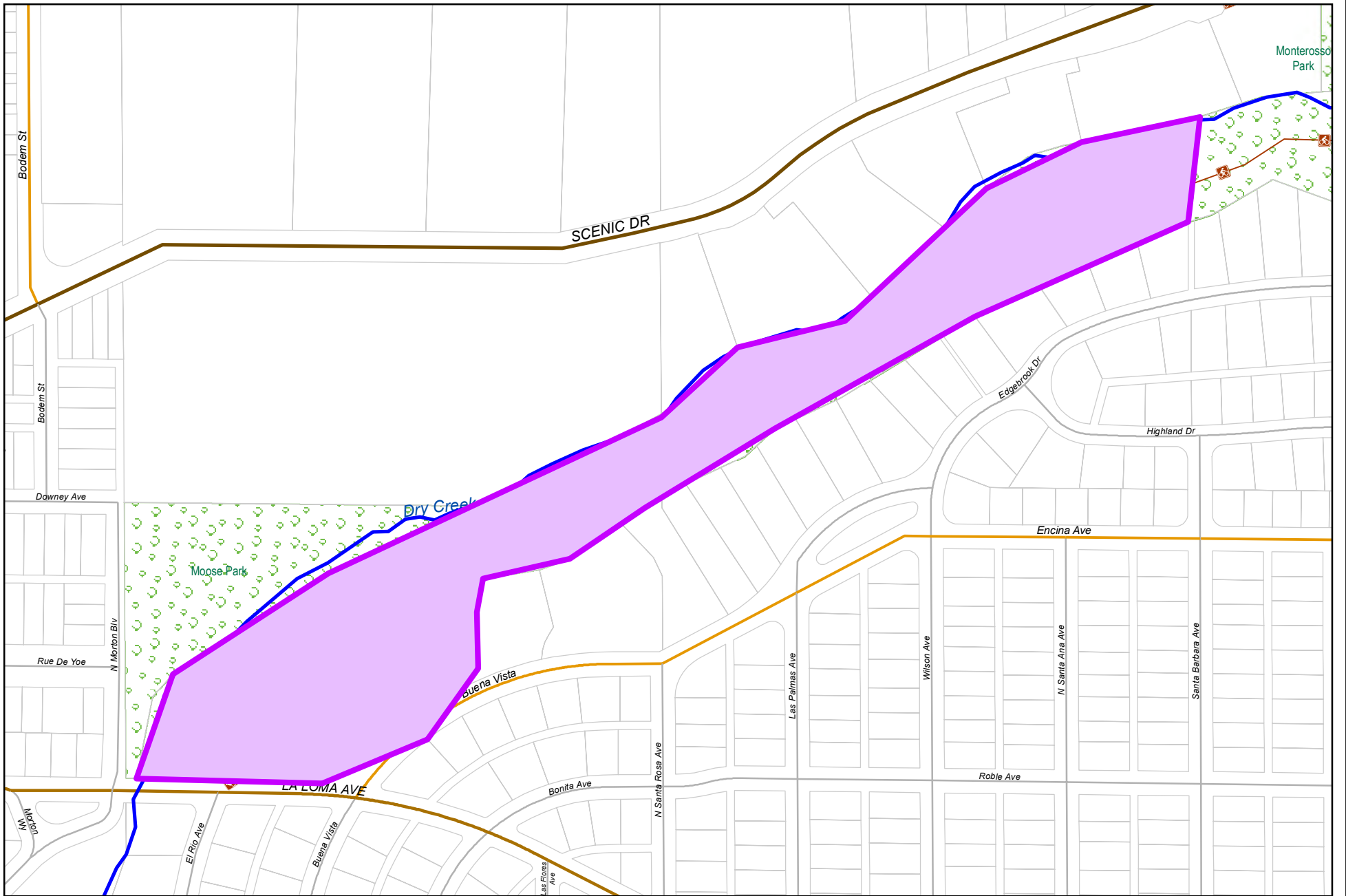
*Proj Desc:* Order and install needed traffic controllers, cards to upgrade existng 2070s to 2070LX, and ethernet switches.

*Proj Stat:* Controllers received and waiting on installation. Waiting on switches to be purchased.

Revenues	Budget	Actuals+Commit	Available	Prop. Inc./Dec. for 21-22	Bud + Prop. Incr/Decr	Avail.+ Prop. Incr/Decr	22-23	23-24	24-25	25-26	Total Budgeted up to 2026
61410 Transfer In from Fund 1410	178,250	150,149	28,101	0	178,250	28,101	0	0	0	0	178,250
Revenue Totals:	178,250	150,149	28,101	0	178,250	28,101	0	0	0	0	178,250

Expenditures	Budget	Actual+Commit	Available	Prop. Inc./Dec. for 21-22	Budget+Prop. Inc./Dec.	Avail.+Prop. Inc./Dec.	22-23	23-24	24-25	25-26	Total Budgeted up to 2026
EDA Eng/Design/Admin	178,250	150,149	28,101	0	178,250	28,101	0	0	0	0	178,250
Expenditure Totals:	178,250	150,149	28,101	0	178,250	28,101	0	0	0	0	178,250

Fund Balance Required	Budget+Prop. Inc./Dec.	Available+Prop. Inc./Dec.
Measure L - Capital Projects-3300	0	0



**City of Modesto**

Project #: 101126

CED - Dry Creek Trail Maintenance



**City of Modesto: 2022-26 Capital Improvement Program**

**CED - Dry Creek Trail Maintenance**

**101126**  
**Capital Un-sponsored**

<i>Cost Center:</i> 14999	<i>Category:</i> Traffic Circulation	<i>Start Date:</i> 2019
<i>Hosting Fund:</i> Measure L - Capital Projects-3300	<i>Type Class:</i> Maintenance	<i>End Date:</i> 2021
<i>Element Listing:</i> Comm Dev	<i>Area:</i> Within City	<i>Status:</i> Active
<i>Classification:</i> Improvements	<i>Manager:</i> Sacuskie, Michael Wayne	<i>Const. Code:</i> Construction Completed

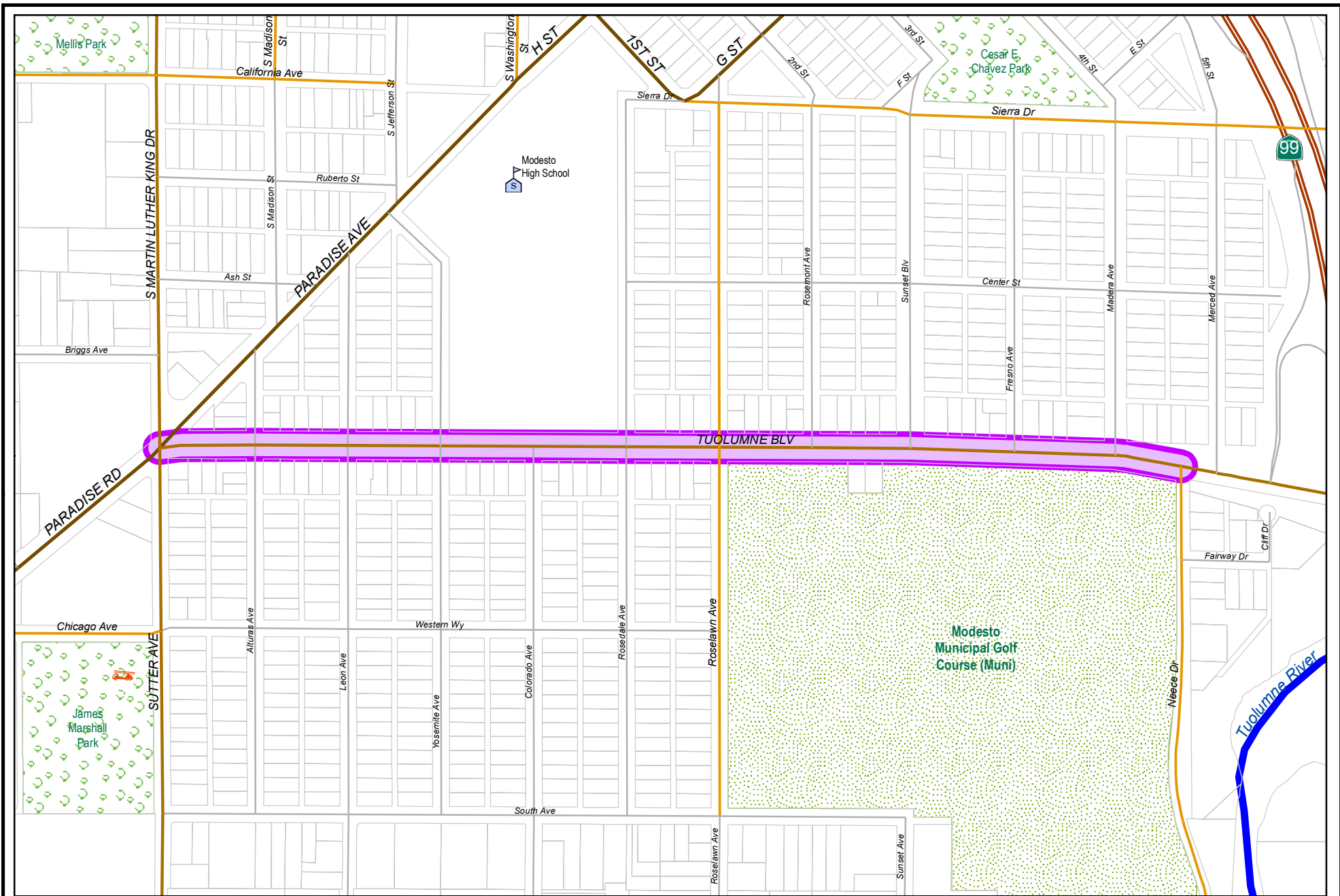
*Proj Desc:* Pavement Rehabilitation, shoulder improvements, ADA upgrades and new striping from La Loma Ave. to 1000 Oaks - Lift Station.

*Proj Stat:* Construction complete.

Revenues	Budget	Actuals+Commit	Available	Prop. Inc./Dec. for 21-22	Bud + Prop. Incr/Decr	Avail.+ Prop. Incr/Decr	22-23	23-24	24-25	25-26	Total Budgeted up to 2026
61410 Transfer In from Fund 1410	685,000	599,562	85,438	0	685,000	85,438	0	0	0	0	685,000
61420 Transfer in from Fund 1420	50,000	50,000	0	0	50,000	0	0	0	0	0	50,000
<b>Revenue Totals:</b>	<b>735,000</b>	<b>649,562</b>	<b>85,438</b>	<b>0</b>	<b>735,000</b>	<b>85,438</b>	<b>0</b>	<b>0</b>	<b>0</b>	<b>0</b>	<b>913,250</b>

Expenditures	Budget	Actual+Commit	Available	Prop. Inc./Dec. for 21-22	Budget+Prop. Inc./Dec.	Avail.+Prop. Inc./Dec.	22-23	23-24	24-25	25-26	Total Budgeted up to 2026
CA Construction Admin	76,204	97,248	-21,044	0	76,204	-21,044	0	0	0	0	76,204
CCF City Construct Force	15,000	0	15,000	0	15,000	15,000	0	0	0	0	15,000
CON Construction	448,256	448,379	-123	0	448,256	-123	0	0	0	0	448,256
CTGY-CIP Contingency - CIP	58,274	0	58,274	0	58,274	58,274	0	0	0	0	58,274
EDA Eng/Design/Admin	137,266	111,875	25,391	0	137,266	25,391	0	0	0	0	137,266
<b>Expenditure Totals:</b>	<b>735,000</b>	<b>657,502</b>	<b>77,498</b>	<b>0</b>	<b>735,000</b>	<b>77,498</b>	<b>0</b>	<b>0</b>	<b>0</b>	<b>0</b>	<b>735,000</b>

Fund Balance Required	Budget+Prop. Inc./Dec.	Available+Prop. Inc./Dec.
Measure L - Capital Projects-3300	0	-7,939



# City of Modesto

Project #: 101157



CED-Tuolumne Blvd. Pavement Rehabilitation from Paradise Rd to Neece Dr. - FHWA-CalTrans-SPTL-5059(234)-2019-20.205 HWY Planning and Con

**City of Modesto: 2022-26 Capital Improvement Program**

**CED-Tuolumne Blvd. Pavement Rehabilitation from Paradise Rd to Neece Dr. - FHWA-CalTrans-SPTL-5059(234)-2019-20.205 HWY Planning and Con**

**101157**

**Capital Un-sponsored**

<i>Cost Center:</i> 14999	<i>Category:</i> Traffic Circulation	<i>Start Date:</i> 2019
<i>Hosting Fund:</i> Capital Grants - Streets CIP Projects-3160	<i>Type Class:</i> Infrastructure Preservation	<i>End Date:</i> 2023
<i>Element Listing:</i> Comm Dev	<i>Area:</i> Within City	<i>Status:</i> Active
<i>Classification:</i> Maintenance	<i>Manager:</i> Soares, Phillip A	<i>Const. Code:</i> New or Future

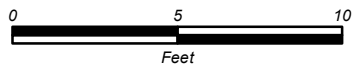

*Proj Desc:* This is a federally-funded pavement rehabilitation project utilizing RSTP funds. FHWA-CalTrans-STPL-5059 (234)

*Proj Stat:* In design.

<b>Revenues</b>	Budget	Actuals+Commit	Available	Prop. Inc./Dec. for 21-22	Bud + Prop. Incr/Decr	Avail.+ Prop. Incr/Decr	22-23	23-24	24-25	25-26	Total Budgeted up to 2026
42110 Intergov - State - CA Department of Transportation	300,000	13,199	286,801	0	300,000	286,801	0	0	0	0	300,000
<b>Revenue Totals:</b>	300,000	13,199	286,801	0	300,000	286,801	0	0	0	0	300,000

<b>Expenditures</b>	Budget	Actual+Commit	Available	Prop. Inc./Dec. for 21-22	Budget+Prop. Inc./Dec.	Avail.+Prop. Inc./Dec.	22-23	23-24	24-25	25-26	Total Budgeted up to 2026
EDA Eng/Design/Admin	300,000	19,047	280,953	0	300,000	280,953	0	0	0	0	300,000
<b>Expenditure Totals:</b>	300,000	19,047	280,953	0	300,000	280,953	0	0	0	0	300,000

<b>Fund Balance Required</b>	Budget+Prop. Inc./Dec.	Available+Prop. Inc./Dec.
Capital Grants - Streets CIP Projects-3160	0	-5,848



**City of Modesto**

Project #: 101166

PW - Upgrade High Voltage - Year 1 - City Staff Work



**City of Modesto: 2022-26 Capital Improvement Program**

**PW - Upgrade High Voltage - Year 1 - City Staff Work**

**101166**  
**Capital Un-sponsored**

<i>Cost Center:</i> 59999	<i>Category:</i> Traffic Circulation	<i>Start Date:</i>
<i>Hosting Fund:</i> Capital Grants - Streets CIP Projects-3160	<i>Type Class:</i> Street Lights	<i>End Date:</i>
<i>Element Listing:</i> Comm Svcs & Fac	<i>Area:</i> Within City	<i>Status:</i> New
<i>Classification:</i> Improvements	<i>Manager:</i> Collins, Scott R	<i>Const. Code:</i> Construction Completed

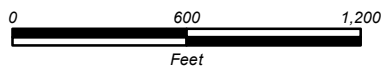
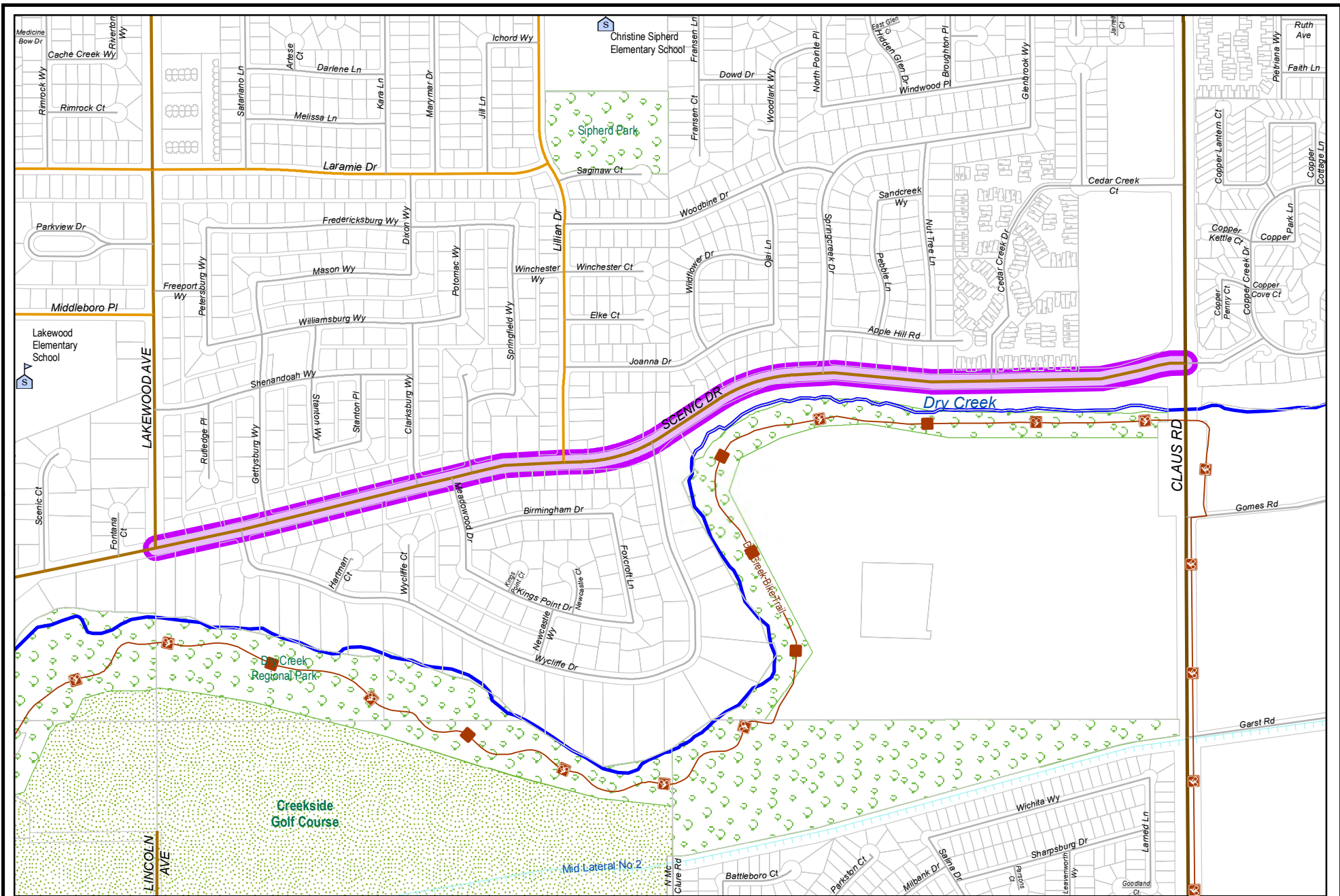
*Proj Desc:* Converting high voltage street lights to LEDs for the following circuits: Roseburg North-Kearney, Jasmin, Coldwell/Virginia, Colorado, Clementa, Rivera, and Sherwood.

*Proj Stat:* Project was completed.

Revenues	Budget	Actuals+Commit	Available	Prop. Inc./Dec. for 21-22	Bud + Prop. Incr/Decr	Avail.+ Prop. Incr/Decr	22-23	23-24	24-25	25-26	Total Budgeted up to 2026
60100 Transfer In from Fund 0100	2,244	2,244	0	0	2,244	0	0	0	0	0	2,244
61730 Transfer In from Fund 1730	999,000	954,577	44,423	0	999,000	44,423	0	0	0	0	999,000
<b>Revenue Totals:</b>	<b>1,001,244</b>	<b>956,821</b>	<b>44,423</b>	<b>0</b>	<b>1,001,244</b>	<b>44,423</b>	<b>0</b>	<b>0</b>	<b>0</b>	<b>0</b>	<b>1,301,244</b>

Expenditures	Budget	Actual+Commit	Available	Prop. Inc./Dec. for 21-22	Budget+Prop. Inc./Dec.	Avail.+Prop. Inc./Dec.	22-23	23-24	24-25	25-26	Total Budgeted up to 2026
CCF City Construct Force	502,244	472,773	29,471	0	502,244	29,471	0	0	0	0	502,244
EA Equip Acquisition	499,000	496,138	2,862	0	499,000	2,862	0	0	0	0	499,000
<b>Expenditure Totals:</b>	<b>1,001,244</b>	<b>968,912</b>	<b>32,332</b>	<b>0</b>	<b>1,001,244</b>	<b>32,332</b>	<b>0</b>	<b>0</b>	<b>0</b>	<b>0</b>	<b>1,001,244</b>

Fund Balance Required	Budget+Prop. Inc./Dec.	Available+Prop. Inc./Dec.
Capital Grants - Streets CIP Projects-3160	0	-12,091



# City of Modesto

Project #: 101168

CED - Scenic Drive Pavement Rehabilitation Phase 1 (Lakewood Ave to Claus Rd)



**City of Modesto: 2022-26 Capital Improvement Program**

**CED - Scenic Drive Pavement Rehabilitation Phase 1 (Lakewood Ave to Claus Rd)**

**101168**

**Capital Un-sponsored**

<i>Cost Center:</i> 14999	<i>Category:</i> Traffic Circulation	<i>Start Date:</i> 2019
<i>Hosting Fund:</i> Measure L - Capital Projects-3300	<i>Type Class:</i> Maintenance	<i>End Date:</i> 2022
<i>Element Listing:</i> Comm Dev	<i>Area:</i> Within City	<i>Status:</i> Active
<i>Classification:</i> Improvements	<i>Manager:</i> Soares, Phillip A	<i>Const. Code:</i> Under Construction

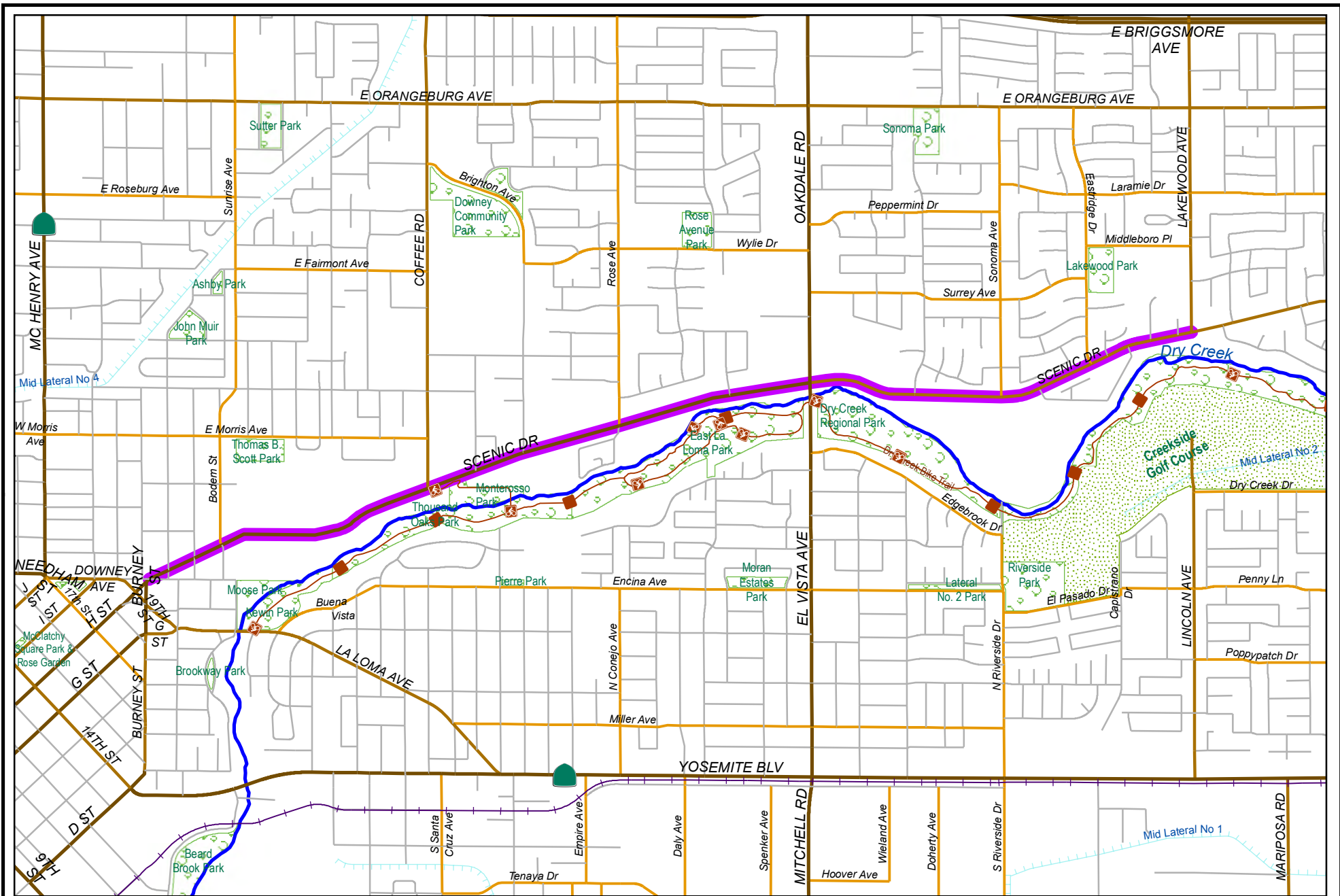
*Proj Desc:* Pavement rehabilitation on Scenic Drive from Lakewood Avenue to Claus Road, approximately 1.0 miles. Anticipated project improvements include roadway resurfacing and/or reconstruction, new signage and striping, signal upgrades (including detection cameras) where needed, ADA upgrades (6 ramp upgrades), and storm drainage system improvements.

*Proj Stat:* In construction.

Revenues	Budget	Actuals+Commit	Available	Prop. Inc./Dec. for 21-22	Bud + Prop. Incr/Decr	Avail.+ Prop. Incr/Decr	22-23	23-24	24-25	25-26	Total Budgeted up to 2026
61410 Transfer In from Fund 1410	1,552,500	148,705	1,403,795	0	1,552,500	1,403,795	0	0	0	0	1,552,500
<b>Revenue Totals:</b>	<b>1,552,500</b>	<b>148,705</b>	<b>1,403,795</b>	<b>0</b>	<b>1,552,500</b>	<b>1,403,795</b>	<b>0</b>	<b>0</b>	<b>0</b>	<b>0</b>	<b>1,552,500</b>

Expenditures	Budget	Actual+Commit	Available	Prop. Inc./Dec. for 21-22	Budget+Prop. Inc./Dec.	Avail.+Prop. Inc./Dec.	22-23	23-24	24-25	25-26	Total Budgeted up to 2026
CA Construction Admin	162,000	0	162,000	0	162,000	162,000	0	0	0	0	162,000
CON Construction	1,080,000	0	1,080,000	0	1,080,000	1,080,000	0	0	0	0	1,080,000
CTGY-CIP Contingency - CIP	108,000	0	108,000	0	108,000	108,000	0	0	0	0	108,000
EDA Eng/Design/Admin	202,500	150,738	51,762	0	202,500	51,762	0	0	0	0	202,500
<b>Expenditure Totals:</b>	<b>1,552,500</b>	<b>150,738</b>	<b>1,401,762</b>	<b>0</b>	<b>1,552,500</b>	<b>1,401,762</b>	<b>0</b>	<b>0</b>	<b>0</b>	<b>0</b>	<b>1,552,500</b>

Fund Balance Required	Budget+Prop. Inc./Dec.	Available+Prop. Inc./Dec.
Measure L - Capital Projects-3300	0	-2,033



# City of Modesto

Project #: 101169

CED - Scenic Drive Pavement Rehabilitation Phase 2 (Downey Ave to Lakewood Ave)



**City of Modesto: 2022-26 Capital Improvement Program**

**CED - Scenic Drive Pavement Rehabilitation Phase 2 (Downey Ave to Lakewood Ave)**

**101169**

**Capital Un-sponsored**

<i>Cost Center:</i> 14999	<i>Category:</i> Traffic Circulation	<i>Start Date:</i> 2020
<i>Hosting Fund:</i> Measure L - Capital Projects-3300	<i>Type Class:</i> Maintenance	<i>End Date:</i> 2023
<i>Element Listing:</i> Comm Dev	<i>Area:</i> Within City	<i>Status:</i> Active
<i>Classification:</i> Improvements	<i>Manager:</i> Soares, Phillip A	<i>Const. Code:</i> Not Awarded

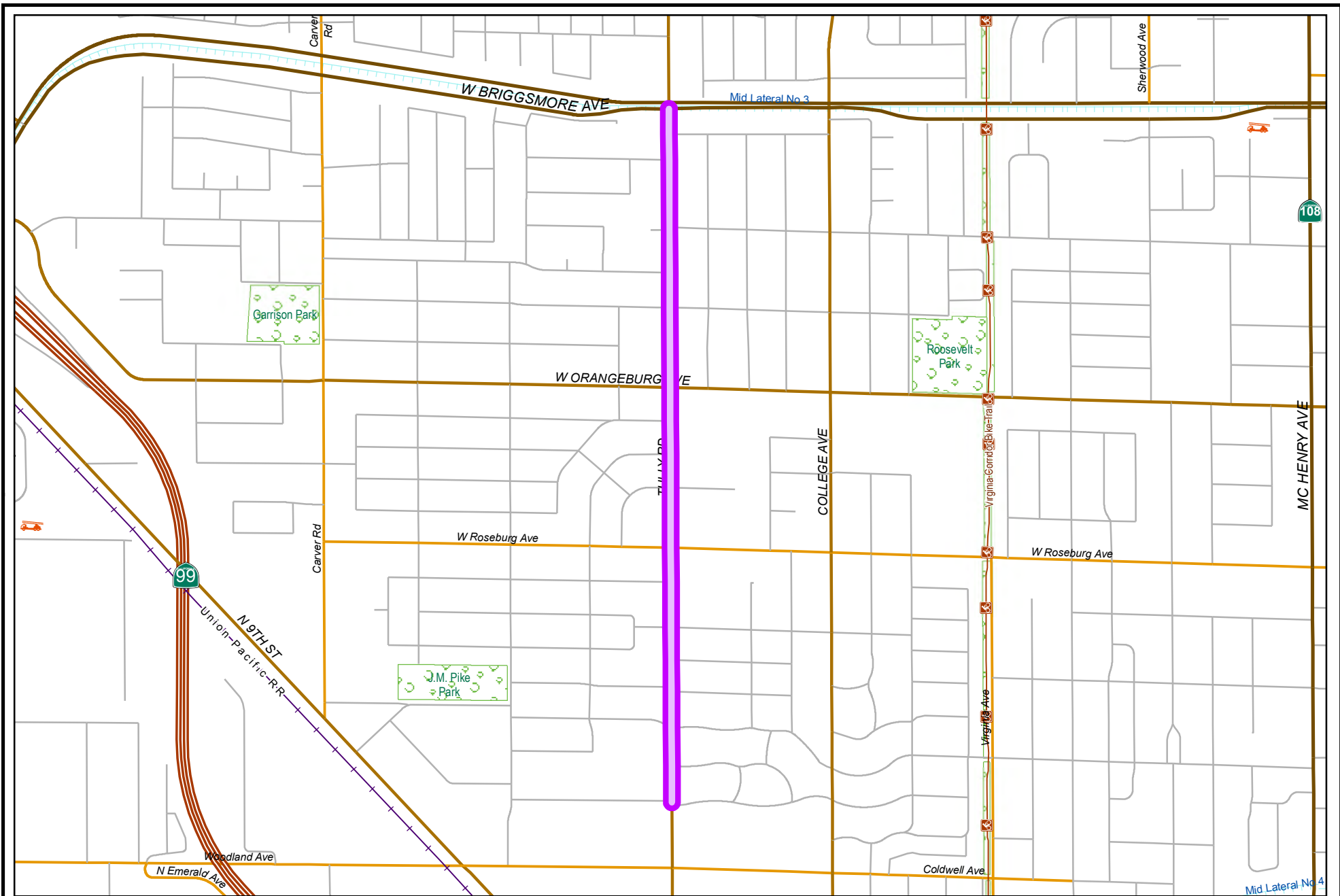
*Proj Desc:* Pavement rehabilitation on Scenic Drive from Downey Avenue to Lakewood Avenue, approximately 3.0 miles. Anticipated project improvements include roadway resurfacing and/or reconstruction, new signage and striping, ADA upgrades, and storm drainage system improvements.

*Proj Stat:* In design.

Revenues	Budget	Actuals+Commit	Available	Prop. Inc./Dec. for 21-22	Bud + Prop. Incr/Decr	Avail.+ Prop. Incr/Decr	22-23	23-24	24-25	25-26	Total Budgeted up to 2026
61410 Transfer In from Fund 1410	3,100,000	22,925	3,077,075	0	3,100,000	3,077,075	0	0	0	0	3,100,000
<b>Revenue Totals:</b>	<b>3,100,000</b>	<b>22,925</b>	<b>3,077,075</b>	<b>0</b>	<b>3,100,000</b>	<b>3,077,075</b>	<b>0</b>	<b>0</b>	<b>0</b>	<b>0</b>	<b>3,100,000</b>

Expenditures	Budget	Actual+Commit	Available	Prop. Inc./Dec. for 21-22	Budget+Prop. Inc./Dec.	Avail.+Prop. Inc./Dec.	22-23	23-24	24-25	25-26	Total Budgeted up to 2026
CON Construction	2,695,652	0	2,695,652	0	2,695,652	2,695,652	0	0	0	0	2,695,652
EDA Eng/Design/Admin	404,348	22,925	381,423	0	404,348	381,423	0	0	0	0	404,348
<b>Expenditure Totals:</b>	<b>3,100,000</b>	<b>22,925</b>	<b>3,077,075</b>	<b>0</b>	<b>3,100,000</b>	<b>3,077,075</b>	<b>0</b>	<b>0</b>	<b>0</b>	<b>0</b>	<b>3,100,000</b>

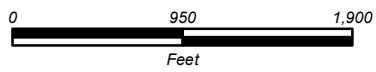
<b>Fund Balance Required</b>	Budget+Prop. Inc./Dec.	Available+Prop. Inc./Dec.
Measure L - Capital Projects-3300	0	0



# City of Modesto

Project #: 101170

CED - Tully Road Pavement Rehabilitation Project (Yale Ave to Briggsmore Ave)



**City of Modesto: 2022-26 Capital Improvement Program**

**CED - Tully Road Pavement Rehabilitation Project (Yale Ave to Briggsmore Ave)**

**101170**

**Capital Un-sponsored**

<i>Cost Center:</i> 14999	<i>Category:</i> Traffic Circulation	<i>Start Date:</i> 2018
<i>Hosting Fund:</i> Measure L - Capital Projects-3300	<i>Type Class:</i> Maintenance	<i>End Date:</i> 2022
<i>Element Listing:</i> Comm Dev	<i>Area:</i> Within City	<i>Status:</i> Active
<i>Classification:</i> Improvements	<i>Manager:</i> Sacuskie, Michael Wayne	<i>Const. Code:</i> Construction Completed

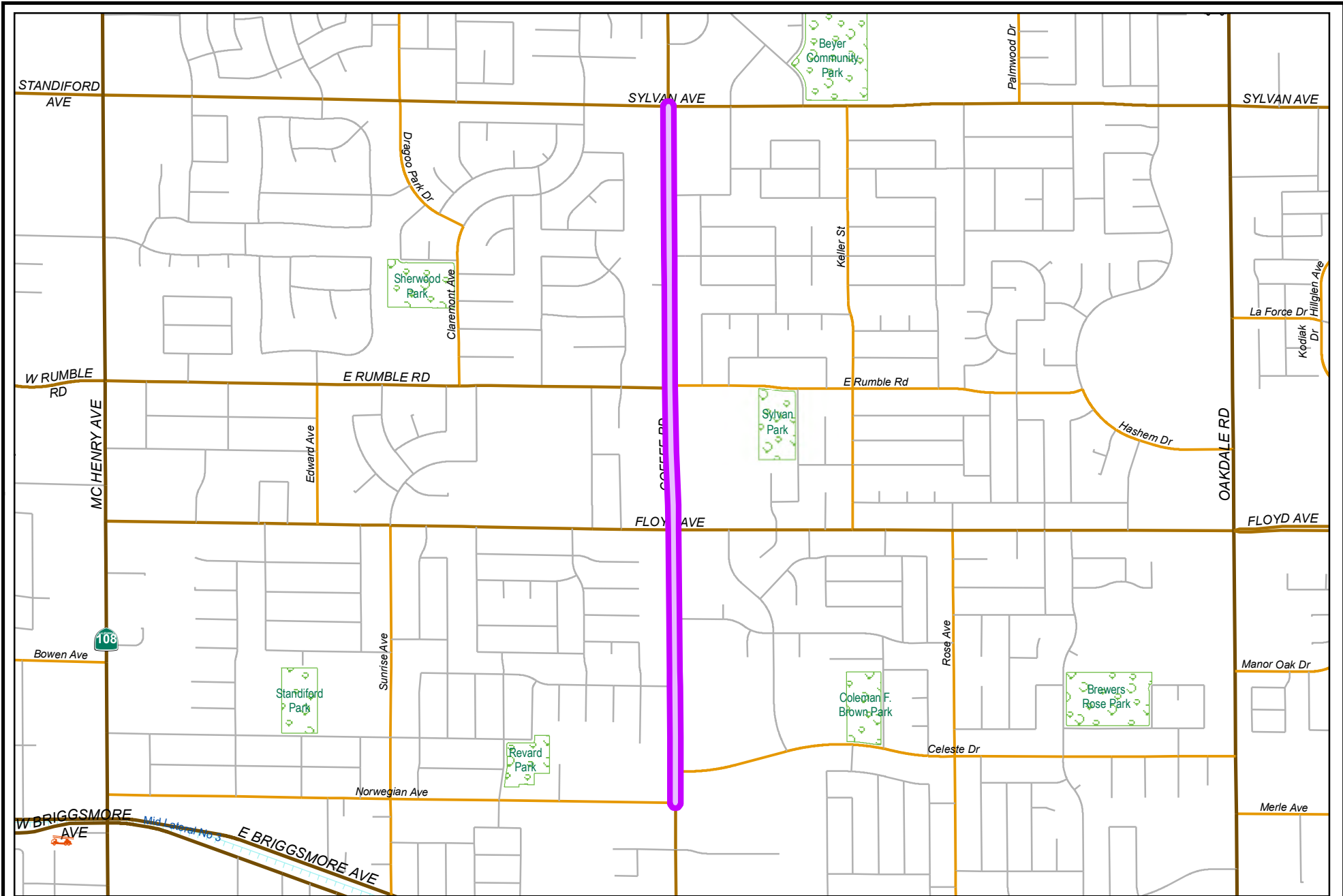
*Proj Desc:* Pavement rehabilitation on Tully Road from Yale Avenue to Briggsmore Avenue, approximately 1.1 miles. Anticipated project improvements include roadway resurfacing and/or reconstruction, new signage and striping, ADA upgrades, signal upgrades (including detection cameras) where needed, and storm drainage system improvements.

*Proj Stat:* Construction complete. Pending City Council approval Summer 2021.

Revenues	Budget	Actuals+Commit	Available	Prop. Inc./Dec. for 21-22	Bud + Prop. Incr/Decr	Avail.+ Prop. Incr/Decr	22-23	23-24	24-25	25-26	Total Budgeted up to 2026
61410 Transfer In from Fund 1410	2,400,000	2,022,258	377,742	0	2,400,000	377,742	0	0	0	0	2,400,000
61420 Transfer in from Fund 1420	100,000	100,000	0	0	100,000	0	0	0	0	0	100,000
<b>Revenue Totals:</b>	<b>2,500,000</b>	<b>2,122,258</b>	<b>377,742</b>	<b>0</b>	<b>2,500,000</b>	<b>377,742</b>	<b>0</b>	<b>0</b>	<b>0</b>	<b>0</b>	<b>5,600,000</b>

Expenditures	Budget	Actual+Commit	Available	Prop. Inc./Dec. for 21-22	Budget+Prop. Inc./Dec.	Avail.+Prop. Inc./Dec.	22-23	23-24	24-25	25-26	Total Budgeted up to 2026
CA Construction Admin	250,435	120,085	130,350	0	250,435	130,350	0	0	0	0	250,435
CON Construction	1,669,565	1,664,791	4,774	0	1,669,565	4,774	0	0	0	0	1,669,565
CTGY-CIP Contingency - CIP	166,957	38,194	128,763	0	166,957	128,763	0	0	0	0	166,957
EDA Eng/Design/Admin	413,043	379,145	33,898	0	413,043	33,898	0	0	0	0	413,043
<b>Expenditure Totals:</b>	<b>2,500,000</b>	<b>2,202,215</b>	<b>297,785</b>	<b>0</b>	<b>2,500,000</b>	<b>297,785</b>	<b>0</b>	<b>0</b>	<b>0</b>	<b>0</b>	<b>2,500,000</b>

<b>Fund Balance Required</b>	Budget+Prop. Inc./Dec.	Available+Prop. Inc./Dec.
Measure L - Capital Projects-3300	0	-79,957



# City of Modesto

Project #: 101171

CED - Coffee Road Pavement Rehabilitation Phase 1 (Sylvan Ave to Norwegian Ave)



**City of Modesto: 2022-26 Capital Improvement Program**

**CED - Coffee Road Pavement Rehabilitation Phase 1 (Sylvan Ave to Norwegian Ave)**

**101171**

**Capital Un-sponsored**

<i>Cost Center:</i> 14999	<i>Category:</i> Traffic Circulation	<i>Start Date:</i> 2019
<i>Hosting Fund:</i> Measure L - Capital Projects-3300	<i>Type Class:</i> Maintenance	<i>End Date:</i> 2021
<i>Element Listing:</i> Comm Dev	<i>Area:</i> Within City	<i>Status:</i> Active
<i>Classification:</i> Improvements	<i>Manager:</i> Sacuskie, Michael Wayne	<i>Const. Code:</i> Construction Completed

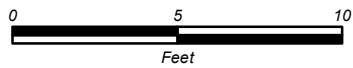

*Proj Desc:* Pavement rehabilitation on Coffee Road from Norwegian Avenue to Sylvan Avenue, approximately 1.3 miles. Anticipated project improvements include roadway resurfacing and/or reconstruction, new signage and striping, ADA upgrades, and storm drainage system improvements.

*Proj Stat:* Construction Complete.

Revenues	Budget	Actuals+Commit	Available	Prop. Inc./Dec. for 21-22	Bud + Prop. Incr/Decr	Avail.+ Prop. Incr/Decr	22-23	23-24	24-25	25-26	Total Budgeted up to 2026
61410 Transfer In from Fund 1410	4,100,000	3,080,056	1,019,944	0	4,100,000	1,019,944	0	0	0	0	4,100,000
61420 Transfer in from Fund 1420	100,000	100,000	0	0	100,000	0	0	0	0	0	100,000
<b>Revenue Totals:</b>	<b>4,200,000</b>	<b>3,180,056</b>	<b>1,019,944</b>	<b>0</b>	<b>4,200,000</b>	<b>1,019,944</b>	<b>0</b>	<b>0</b>	<b>0</b>	<b>0</b>	<b>4,200,000</b>

Expenditures	Budget	Actual+Commit	Available	Prop. Inc./Dec. for 21-22	Budget+Prop. Inc./Dec.	Avail.+Prop. Inc./Dec.	22-23	23-24	24-25	25-26	Total Budgeted up to 2026
CA Construction Admin	292,490	290,128	2,363	0	292,490	2,363	0	0	0	0	292,490
CON Construction	3,430,349	2,630,349	800,000	0	3,430,349	800,000	0	0	0	0	3,430,349
CTGY-CIP Contingency - CIP	251,790	158,308	93,482	0	251,790	93,482	0	0	0	0	251,790
EDA Eng/Design/Admin	225,371	216,421	8,950	0	225,371	8,950	0	0	0	0	225,371
<b>Expenditure Totals:</b>	<b>4,200,000</b>	<b>3,295,205</b>	<b>904,795</b>	<b>0</b>	<b>4,200,000</b>	<b>904,795</b>	<b>0</b>	<b>0</b>	<b>0</b>	<b>0</b>	<b>4,200,000</b>

<b>Fund Balance Required</b>	Budget+Prop. Inc./Dec.	Available+Prop. Inc./Dec.
Measure L - Capital Projects-3300	0	-115,149



# City of Modesto

Project #: 101174

PW - Advance School Zone Beacons at 13 Schools



**City of Modesto: 2022-26 Capital Improvement Program**

**PW - Advance School Zone Beacons at 13 Schools**

**101174**  
**Capital Un-sponsored**

<i>Cost Center:</i> 59999	<i>Category:</i> Traffic Circulation	<i>Start Date:</i>
<i>Hosting Fund:</i> Measure L - Capital Projects-3300	<i>Type Class:</i> Traffic Control Devices	<i>End Date:</i>
<i>Element Listing:</i> Public Safety	<i>Area:</i> Within City	<i>Status:</i> New
<i>Classification:</i> Improvements	<i>Manager:</i> Collins, Scott R	<i>Const. Code:</i> New or Future

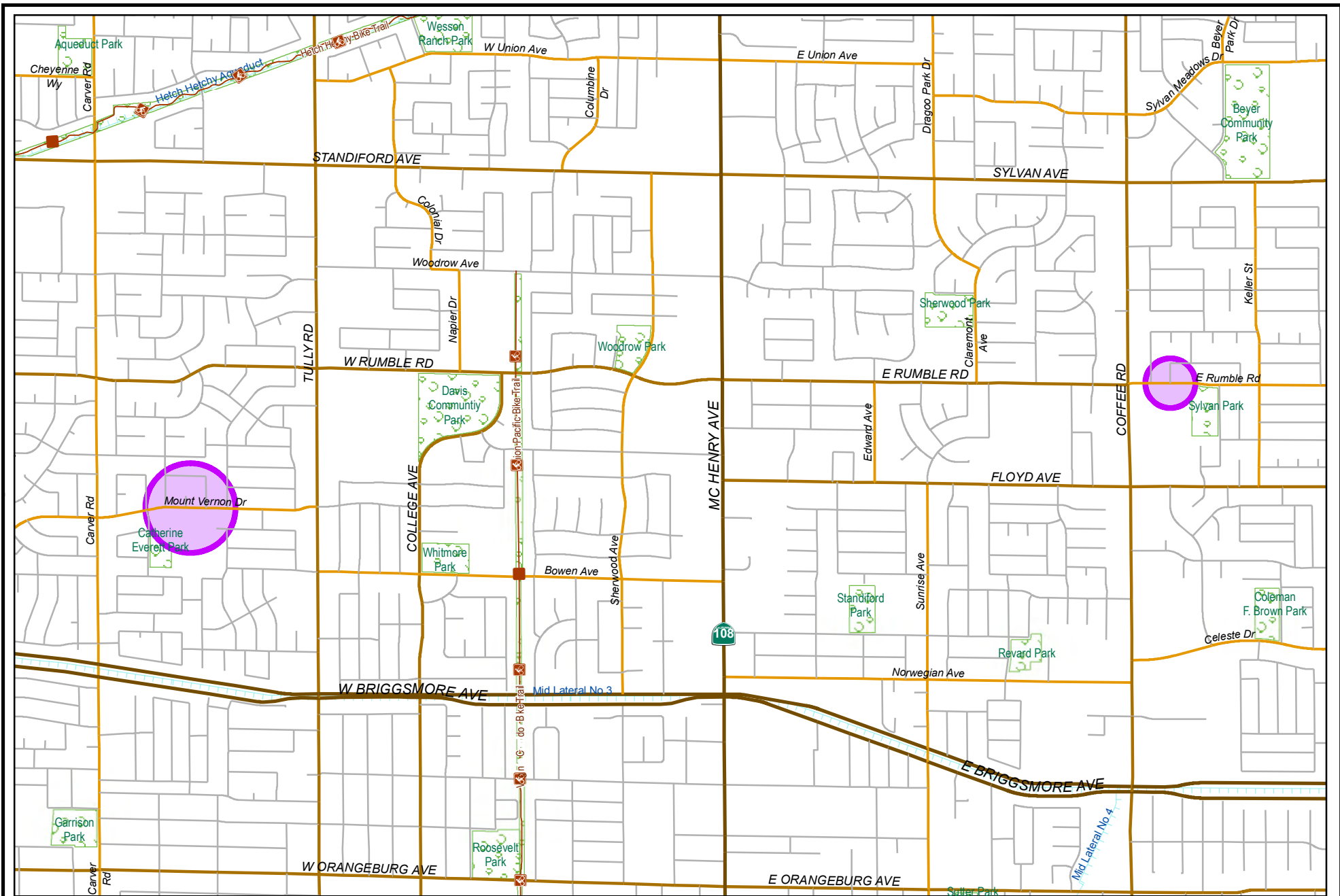
*Proj Desc:* Installation of advanced school zone beacons

*Proj Stat:* RFP with Purchasing to go out to bid.

Revenues	Budget	Actuals+Commit	Available	Prop. Inc./Dec. for 21-22	Bud + Prop. Incr/Decr	Avail.+ Prop. Incr/Decr	22-23	23-24	24-25	25-26	Total Budgeted up to 2026
61410 Transfer In from Fund 1410	130,000	0	130,000	0	130,000	130,000	0	0	0	0	130,000
Revenue Totals:	130,000	0	130,000	0	130,000	130,000	0	0	0	0	130,000

Expenditures	Budget	Actual+Commit	Available	Prop. Inc./Dec. for 21-22	Budget+Prop. Inc./Dec.	Avail.+Prop. Inc./Dec.	22-23	23-24	24-25	25-26	Total Budgeted up to 2026
CON Construction	130,000	0	130,000	0	130,000	130,000	0	0	0	0	130,000
Expenditure Totals:	130,000	0	130,000	0	130,000	130,000	0	0	0	0	130,000

Fund Balance Required	Budget+Prop. Inc./Dec.	Available+Prop. Inc./Dec.
Measure L - Capital Projects-3300	0	0



# City of Modesto

Project #: 101175

PW - School Crosswalk Beacon



**City of Modesto: 2022-26 Capital Improvement Program**

**PW - School Crosswalk Beacon**

**101175**  
**Capital Un-sponsored**

<i>Cost Center:</i> 59999	<i>Category:</i> Traffic Circulation	<i>Start Date:</i>
<i>Hosting Fund:</i> Measure L - Capital Projects-3300	<i>Type Class:</i> Traffic Control Devices	<i>End Date:</i>
<i>Element Listing:</i> Public Safety	<i>Area:</i> Within City	<i>Status:</i> New
<i>Classification:</i> Improvements	<i>Manager:</i> Collins, Scott R	<i>Const. Code:</i> New or Future

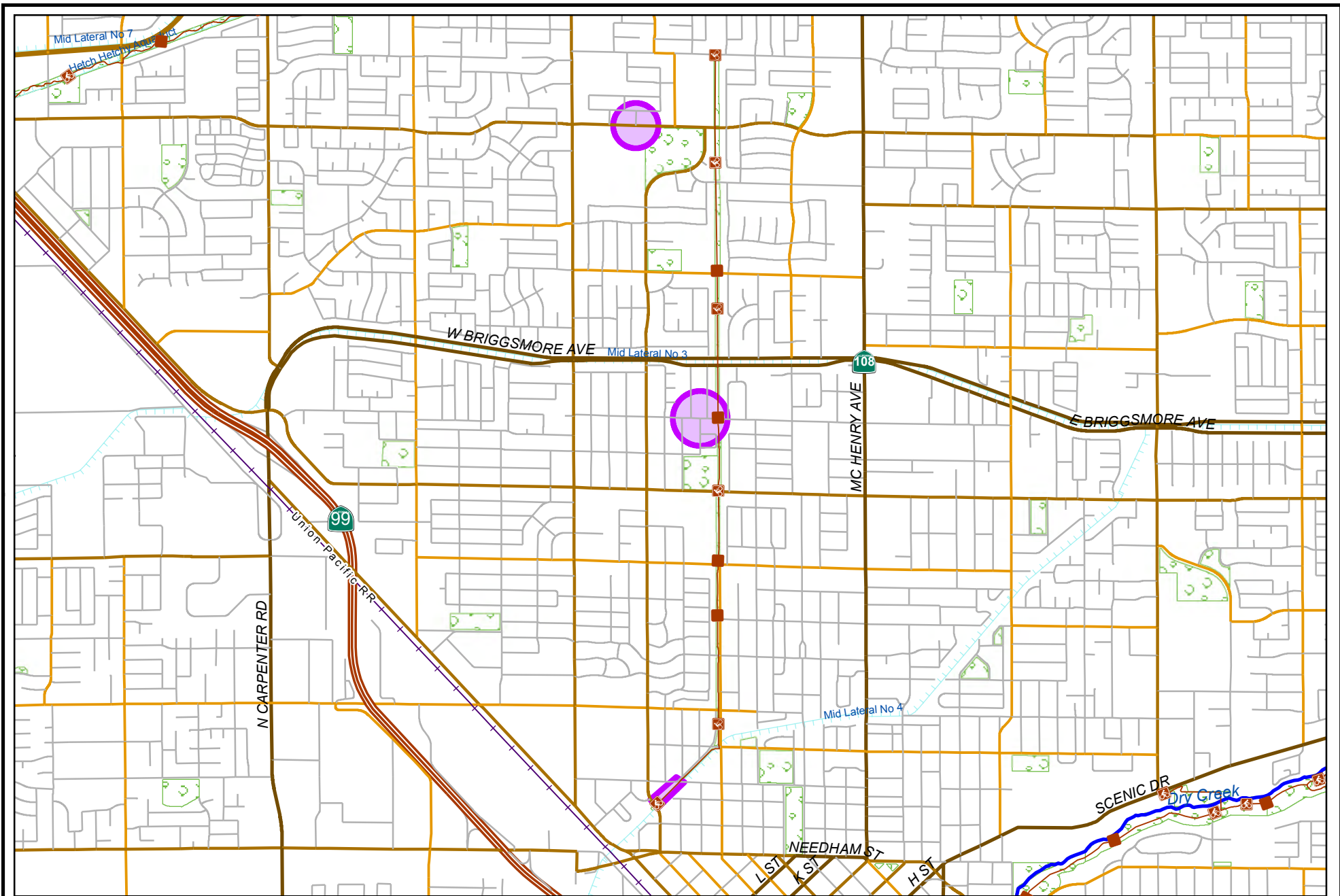
*Proj Desc:* Installation of two rectangular rapid flashing beacons and upgrade ADA improvements at Mt. Vernon (mid-block in front of Everett Elementary School) and Rumble/Bay.

*Proj Stat:* Finalizing design to go out to bid.

Revenues	Budget	Actuals+Commit	Available	Prop. Inc./Dec. for 21-22	Bud + Prop. Incr/Decr	Avail.+ Prop. Incr/Decr	22-23	23-24	24-25	25-26	Total Budgeted up to 2026
61410 Transfer In from Fund 1410	345,000	21,531	323,469	0	345,000	323,469	0	0	0	0	345,000
Revenue Totals:	345,000	21,531	323,469	0	345,000	323,469	0	0	0	0	345,000

Expenditures	Budget	Actual+Commit	Available	Prop. Inc./Dec. for 21-22	Budget+Prop. Inc./Dec.	Avail.+Prop. Inc./Dec.	22-23	23-24	24-25	25-26	Total Budgeted up to 2026
CA Construction Admin	39,130	0	39,130	0	39,130	39,130	0	0	0	0	39,130
CON Construction	237,154	0	237,154	0	237,154	237,154	0	0	0	0	237,154
CTGY-CIP Contingency - CIP	23,716	0	23,716	0	23,716	23,716	0	0	0	0	23,716
EDA Eng/Design/Admin	45,000	21,531	23,469	0	45,000	23,469	0	0	0	0	45,000
Expenditure Totals:	345,000	21,531	323,469	0	345,000	323,469	0	0	0	0	345,000

Fund Balance Required	Budget+Prop. Inc./Dec.	Available+Prop. Inc./Dec.
Measure L - Capital Projects-3300	0	0



# City of Modesto

Project #: 101176

PW - Upgrade Lighted Crosswalks to RRFB



**City of Modesto: 2022-26 Capital Improvement Program**

**PW - Upgrade Lighted Crosswalks to RRFB**

**101176**  
**Capital Un-sponsored**

<i>Cost Center:</i> 59999	<i>Category:</i> Traffic Circulation	<i>Start Date:</i>
<i>Hosting Fund:</i> Measure L - Capital Projects-3300	<i>Type Class:</i> Traffic Control Devices	<i>End Date:</i>
<i>Element Listing:</i> Public Safety	<i>Area:</i> Within City	<i>Status:</i> New
<i>Classification:</i> Improvements	<i>Manager:</i> Collins, Scott R	<i>Const. Code:</i> New or Future

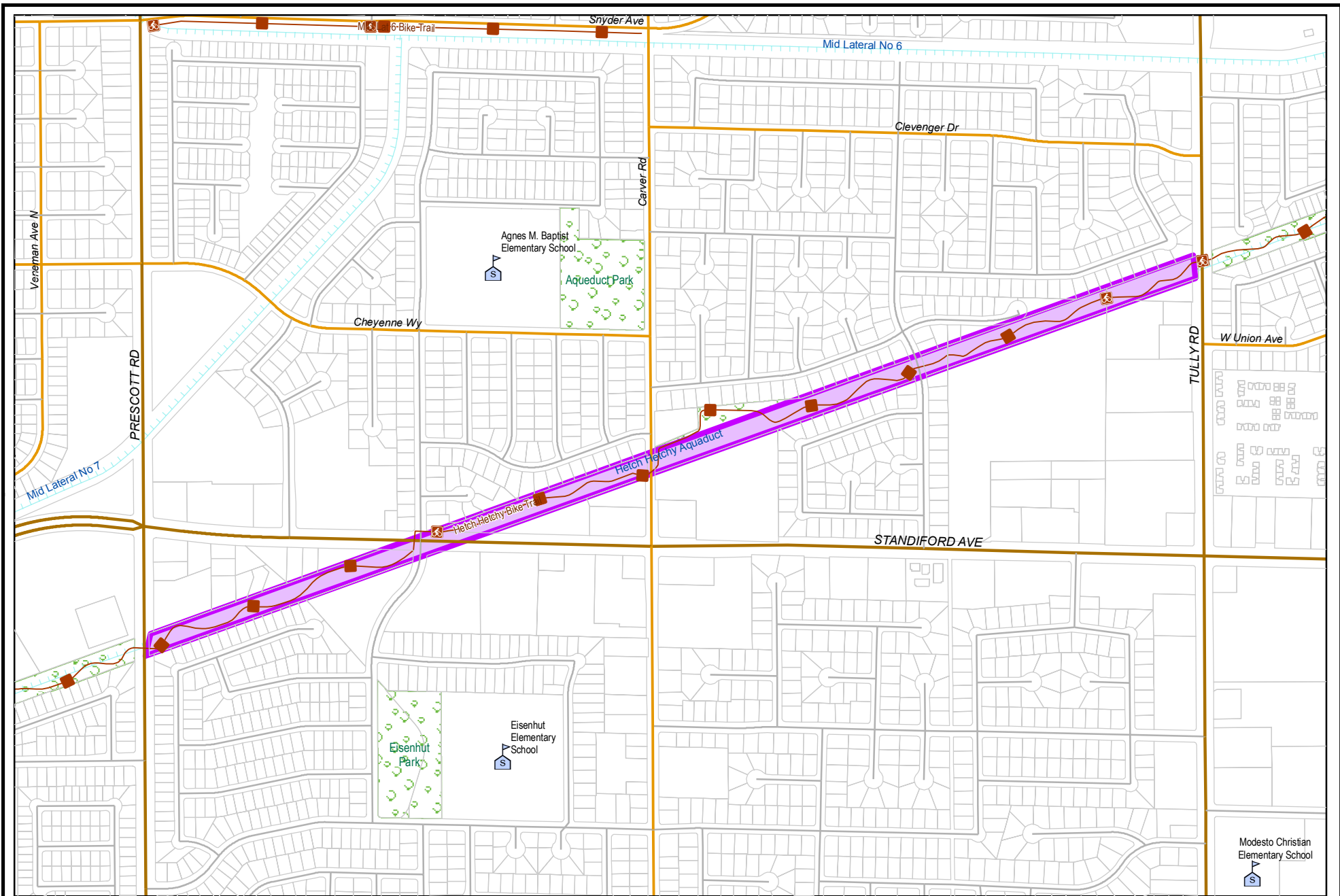
*Proj Desc:* Replace in-roadway lighted cross-walks with rectangular rapid flashing beacons at Rumble/Wales, Granger/Carlton, College/Terminal, and Stoddard/Terminal

*Proj Stat:* Finalizing design to go out to bid.

Revenues	Budget	Actuals+Commit	Available	Prop. Inc./Dec. for 21-22	Bud + Prop. Incr/Decr	Avail.+ Prop. Incr/Decr	22-23	23-24	24-25	25-26	Total Budgeted up to 2026
61410 Transfer In from Fund 1410	460,000	35,978	424,022	0	460,000	424,022	0	0	0	0	460,000
Revenue Totals:	460,000	35,978	424,022	0	460,000	424,022	0	0	0	0	460,000

Expenditures	Budget	Actual+Commit	Available	Prop. Inc./Dec. for 21-22	Budget+Prop. Inc./Dec.	Avail.+Prop. Inc./Dec.	22-23	23-24	24-25	25-26	Total Budgeted up to 2026
CA Construction Admin	52,174	0	52,174	0	52,174	52,174	0	0	0	0	52,174
CON Construction	316,205	0	316,205	0	316,205	316,205	0	0	0	0	316,205
CTGY-CIP Contingency - CIP	31,621	0	31,621	0	31,621	31,621	0	0	0	0	31,621
EDA Eng/Design/Admin	60,000	35,978	24,022	0	60,000	24,022	0	0	0	0	60,000
Expenditure Totals:	460,000	35,978	424,022	0	460,000	424,022	0	0	0	0	460,000

Fund Balance Required	Budget+Prop. Inc./Dec.	Available+Prop. Inc./Dec.
Measure L - Capital Projects-3300	0	0



# City of Modesto

Project #: 101179

PW - HAWK System at Hetch-Hetchy on Tully and Prescott



Modesto Christian  
Elementary School



**City of Modesto: 2022-26 Capital Improvement Program**

**PW - HAWK System at Hetch-Hetchy on Tully and Prescott**

**101179**

**Capital Un-sponsored**

<i>Cost Center:</i> 59999	<i>Category:</i> Traffic Circulation	<i>Start Date:</i>
<i>Hosting Fund:</i> Measure L - Capital Projects-3300	<i>Type Class:</i> Traffic Control Devices	<i>End Date:</i>
<i>Element Listing:</i> Public Safety	<i>Area:</i> Within City	<i>Status:</i> New
<i>Classification:</i> Improvements	<i>Manager:</i> Collins, Scott R	<i>Const. Code:</i> New or Future

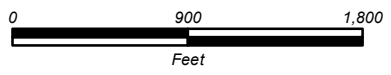
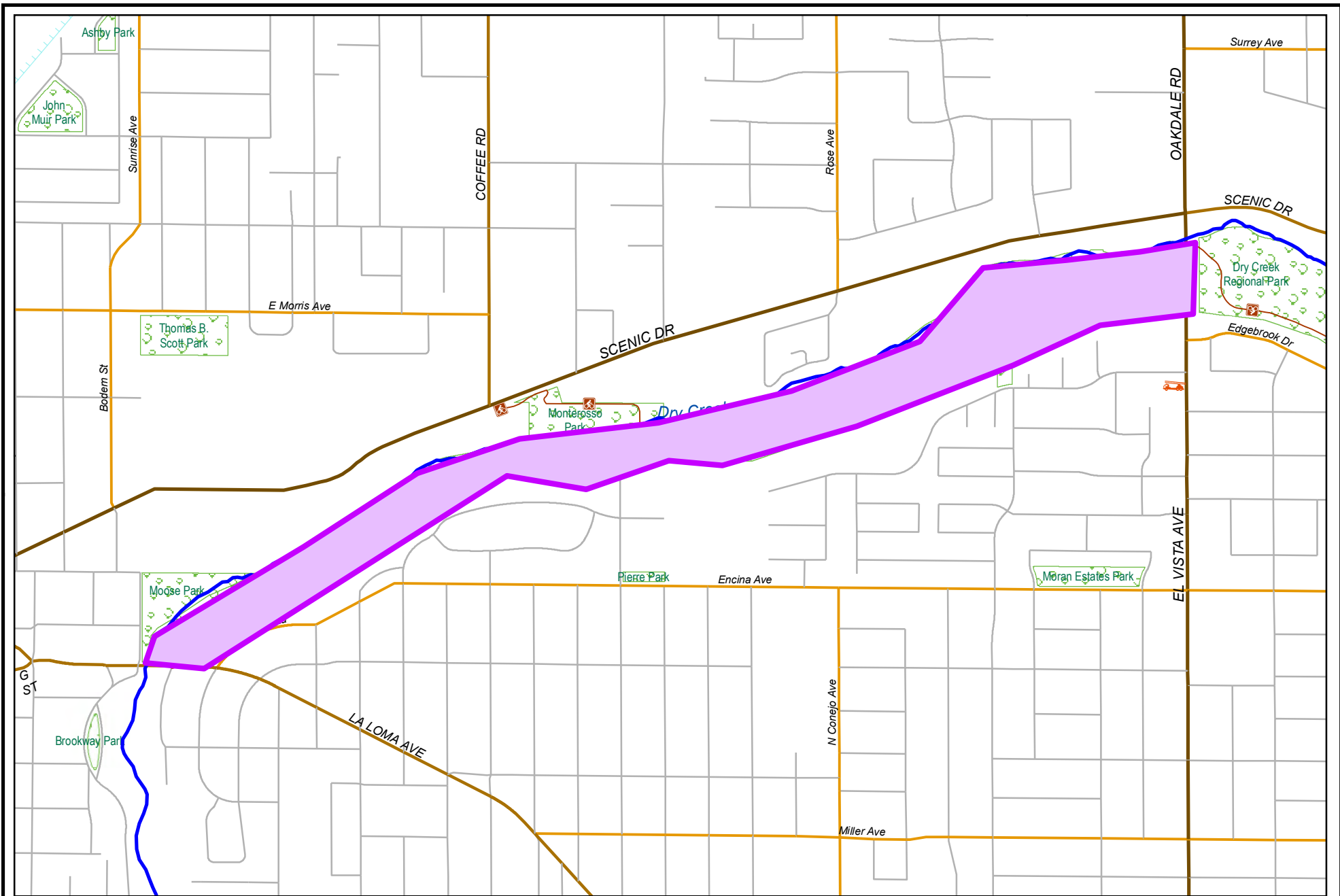
*Proj Desc:* Installation of a high intensity activated cross walk (HAWK) at Hetch-Hetchy on Tully and Prescott

*Proj Stat:* Finalizing design to go out to bid.

Revenues	Budget	Actuals+Commit	Available	Prop. Inc./Dec. for 21-22	Bud + Prop. Incr/Decr	Avail.+ Prop. Incr/Decr	22-23	23-24	24-25	25-26	Total Budgeted up to 2026
61410 Transfer In from Fund 1410	500,000	24,501	475,499	0	500,000	475,499	0	0	0	0	500,000
Revenue Totals:	500,000	24,501	475,499	0	500,000	475,499	0	0	0	0	500,000

Expenditures	Budget	Actual+Commit	Available	Prop. Inc./Dec. for 21-22	Budget+Prop. Inc./Dec.	Avail.+Prop. Inc./Dec.	22-23	23-24	24-25	25-26	Total Budgeted up to 2026
CA Construction Admin	67,500	0	67,500	0	67,500	67,500	0	0	0	0	67,500
CON Construction	337,500	0	337,500	0	337,500	337,500	0	0	0	0	337,500
CTGY-CIP Contingency - CIP	45,000	0	45,000	0	45,000	45,000	0	0	0	0	45,000
EDA Eng/Design/Admin	50,000	24,501	25,499	0	50,000	25,499	0	0	0	0	50,000
Expenditure Totals:	500,000	24,501	475,499	0	500,000	475,499	0	0	0	0	500,000

Fund Balance Required	Budget+Prop. Inc./Dec.	Available+Prop. Inc./Dec.
Measure L - Capital Projects-3300	0	0



**City of Modesto**

Project #: 101180



CED - Dry Creek Trail Pavement Rehabilitation & ADA Upgrade Phase II



**City of Modesto: 2022-26 Capital Improvement Program**

**CED - Dry Creek Trail Pavement Rehabilitation & ADA Upgrade Phase II**

**101180**

**Capital Un-sponsored**

<i>Cost Center:</i> 14999	<i>Category:</i> Traffic Circulation	<i>Start Date:</i> 2020
<i>Hosting Fund:</i> Measure L - Capital Projects-3300	<i>Type Class:</i> Maintenance	<i>End Date:</i> 2023
<i>Element Listing:</i> Comm Dev	<i>Area:</i> Within City	<i>Status:</i> Active
<i>Classification:</i> Improvements	<i>Manager:</i> Sacuskie, Michael Wayne	<i>Const. Code:</i> Not Awarded

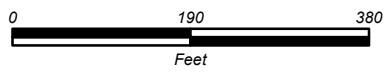
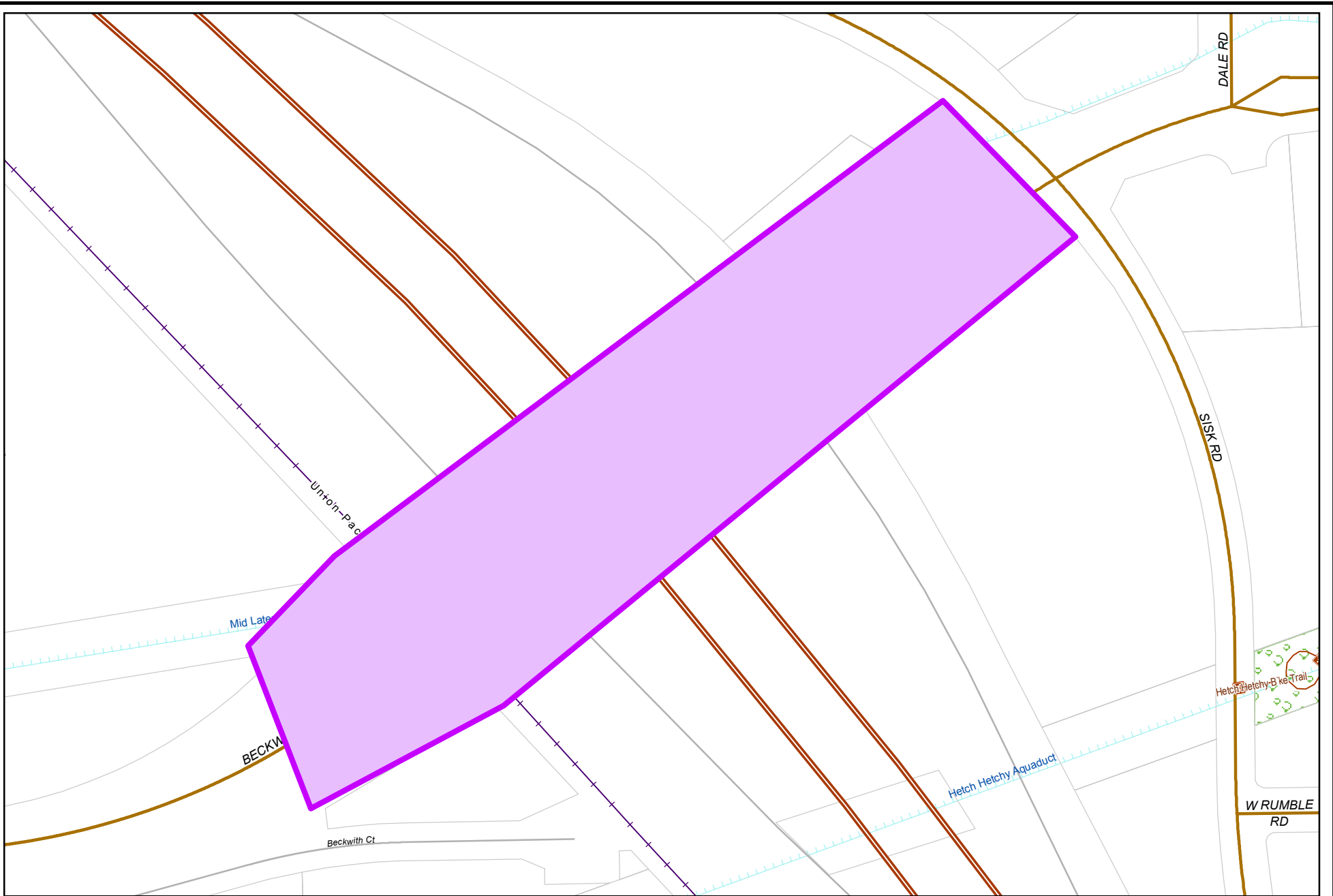
*Proj Desc:* Pavement rehabilitation project on Dry Creek Bike Path from Kewin Park to Thousand Oaks Park. The length of the project is 0.6 miles. This is the second part of a multi-year effort to rehabilitate the Dry Creek Trail from La Loma Avenue to El Vista Avenue. Anticipated project improvements include bike path widening and resurfacing, new striping, new signage, shoulder improvements and ADA access to two residential neighborhoods.

*Proj Stat:* In design.

Revenues	Budget	Actuals+Commit	Available	Prop. Inc./Dec. for 21-22	Bud + Prop. Incr/Decr	Avail.+ Prop. Incr/Decr	22-23	23-24	24-25	25-26	Total Budgeted up to 2026
61410 Transfer In from Fund 1410	867,660	18,654	849,006	580,307	1,447,967	1,429,313	0	0	0	0	1,447,967
61420 Transfer in from Fund 1420	75,000	75,000	0	0	75,000	0	0	0	0	0	75,000
<b>Revenue Totals:</b>	<b>942,660</b>	<b>93,654</b>	<b>849,006</b>	<b>580,307</b>	<b>1,522,967</b>	<b>1,429,313</b>	<b>0</b>	<b>0</b>	<b>0</b>	<b>0</b>	<b>2,022,967</b>

Expenditures	Budget	Actual+Commit	Available	Prop. Inc./Dec. for 21-22	Budget+Prop. Inc./Dec.	Avail.+Prop. Inc./Dec.	22-23	23-24	24-25	25-26	Total Budgeted up to 2026
CA Construction Admin	71,117	234	70,883	0	71,117	70,883	0	0	0	0	71,117
CON Construction	636,290	0	636,290	472,307	1,108,597	1,108,597	0	0	0	0	1,108,597
CTGY-CIP Contingency - CIP	65,431	0	65,431	0	65,431	65,431	0	0	0	0	65,431
EDA Eng/Design/Admin	169,822	93,421	76,401	108,000	277,822	184,401	0	0	0	0	277,822
<b>Expenditure Totals:</b>	<b>942,660</b>	<b>93,654</b>	<b>849,006</b>	<b>580,307</b>	<b>1,522,967</b>	<b>1,429,313</b>	<b>0</b>	<b>0</b>	<b>0</b>	<b>0</b>	<b>1,522,967</b>

Fund Balance Required	Budget+Prop. Inc./Dec.	Available+Prop. Inc./Dec.
Measure L - Capital Projects-3300	0	0



**City of Modesto**

Project #: 101182



CEI - Standford Interchange Project Initialization Documents



**City of Modesto: 2022-26 Capital Improvement Program**

**CED - Standiford Interchange Project Initialization Documents**

**101182**

**Capital Un-sponsored**

<i>Cost Center:</i> 14999	<i>Category:</i> Traffic Circulation	<i>Start Date:</i> 2020
<i>Hosting Fund:</i> Streets Capital Facility Fee Fund-3410	<i>Type Class:</i> Major Street Improvements	<i>End Date:</i> 2028
<i>Element Listing:</i> Comm Dev	<i>Area:</i> Within City	<i>Status:</i> Active
<i>Classification:</i> Improvements	<i>Manager:</i> Rawles, John W	<i>Const. Code:</i> Not Awarded

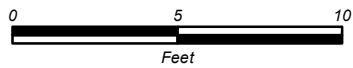

*Proj Desc:* This first phase of the project will provide funding for the Project Initiation Document (PID). Upon completion of the PID, the PA&ED Phase will begin. Work may include but is not limited to scoping the project, hiring a consultant to prepare the PID and complete the PA&ED phase of the project. This project be funded by CFF, Regional Measure L and Federal grants.

*Proj Stat:* Consultant selection to begin in Summer 2021.

Revenues	Budget	Actuals+Commit	Available	Prop. Inc./Dec. for 21-22	Bud + Prop. Incr/Decr	Avail.+ Prop. Incr/Decr	22-23	23-24	24-25	25-26	Total Budgeted up to 2026
42455 Intergov - Local - StanCOG	1,098,000	0	1,098,000	0	1,098,000	1,098,000	0	0	0	0	1,098,000
Revenue Totals:	1,098,000	0	1,098,000	0	1,098,000	1,098,000	0	0	0	0	1,098,000

Expenditures	Budget	Actual+Commit	Available	Prop. Inc./Dec. for 21-22	Budget+Prop. Inc./Dec.	Avail.+Prop. Inc./Dec.	22-23	23-24	24-25	25-26	Total Budgeted up to 2026
Caltrans-PID	50,000	0	50,000	0	50,000	50,000	0	0	0	0	50,000
PD Project Development	1,548,000	9,182	1,538,818	0	1,548,000	1,538,818	0	0	0	0	1,548,000
Expenditure Totals:	1,598,000	9,182	1,588,818	0	1,598,000	1,588,818	0	0	0	0	1,598,000

Fund Balance Required	Budget+Prop. Inc./Dec.	Available+Prop. Inc./Dec.
Streets Capital Facility Fee Fund-3410	500,000	490,818



**City of Modesto**

Project #: 101186



PW - Upgrade Traffic Signals - 2019-FHWA-CalTrans-CML-5059(236)-2019-20.205 HWY Planning and Con

**City of Modesto: 2022-26 Capital Improvement Program**

**PW - Upgrade Traffic Signals - 2019-FHWA-CalTrans-CML-5059(236)-2019-20.205 HWY  
Planning and Con**

**101186**

**Capital Un-sponsored**

<i>Cost Center:</i> 59999	<i>Category:</i> Traffic Circulation	<i>Start Date:</i>
<i>Hosting Fund:</i> Capital Grants - Streets CIP Projects-3160	<i>Type Class:</i> Traffic Signals	<i>End Date:</i>
<i>Element Listing:</i> Comm Dev	<i>Area:</i> Within City	<i>Status:</i> Active
<i>Classification:</i> Improvements	<i>Manager:</i> Collins, Scott R	<i>Const. Code:</i> New or Future

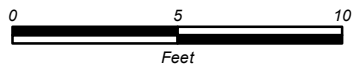

*Proj Desc:* Upgrade traffic signal equipment, ADA standards, and communications at the following intersections: Blue Gum/Carpenter, I/14th, I/17th, G/12th, and G/17th.

*Proj Stat:* In design, 20% complete.

Revenues	Budget	Actuals+Commit	Available	Prop. Inc./Dec. for 21-22	Bud + Prop. Incr/Decr	Avail.+ Prop. Incr/Decr	22-23	23-24	24-25	25-26	Total Budgeted up to 2026
42110 Intergov - State - CA Department of Transportation	150,000	8,350	141,650	1,050,000	1,200,000	1,191,650	0	0	0	0	1,200,000
<b>Revenue Totals:</b>	150,000	8,350	141,650	1,050,000	1,200,000	1,191,650	0	0	0	0	1,200,000

Expenditures	Budget	Actual+Commit	Available	Prop. Inc./Dec. for 21-22	Budget+Prop. Inc./Dec.	Avail.+Prop. Inc./Dec.	22-23	23-24	24-25	25-26	Total Budgeted up to 2026
02 CON Construction	0	0	0	830,039	830,039	830,039	0	0	0	0	830,039
CA Construction Admin	0	0	0	136,957	136,957	136,957	0	0	0	0	136,957
CTGY Contingency - CIP	0	0	0	83,004	83,004	83,004	0	0	0	0	83,004
EDA Eng/Design/Admin	150,000	10,412	139,588	0	150,000	139,588	0	0	0	0	150,000
<b>Expenditure Totals:</b>	150,000	10,412	139,588	1,050,000	1,200,000	1,189,588	0	0	0	0	1,200,000

Fund Balance Required	Budget+Prop. Inc./Dec.	Available+Prop. Inc./Dec.
Capital Grants - Streets CIP Projects-3160	0	-2,062



**City of Modesto**

Project #: 101188



PW - Retroreflective Backplates and Striping-FHWA-CalTrans-HSIPL-5059(237)-2019-20.205 HWY Planning and Con



**City of Modesto: 2022-26 Capital Improvement Program**

**PW - Retroreflective Backplates and Striping-FHWA-CalTrans-HSIPL-5059(237)-2019-20.205 HWY Planning and Con**

**101188**

**Capital Un-sponsored**

<i>Cost Center:</i> 59999	<i>Category:</i> Traffic Circulation	<i>Start Date:</i>
<i>Hosting Fund:</i> Capital Grants - Streets CIP Projects-3160	<i>Type Class:</i> Traffic Signals	<i>End Date:</i>
<i>Element Listing:</i> Comm Dev	<i>Area:</i> Within City	<i>Status:</i> New
<i>Classification:</i> Improvements	<i>Manager:</i> Collins, Scott R	<i>Const. Code:</i> New or Future

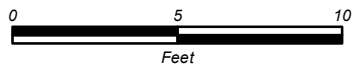

*Proj Desc:* Replace traffic signal backplates with new backplates having 2 inch retroreflective borders.

*Proj Stat:* In design, 50% complete.

Revenues	Budget	Actuals+Commit	Available	Prop. Inc./Dec. for 21-22	Bud + Prop. Incr/Decr	Avail.+ Prop. Incr/Decr	22-23	23-24	24-25	25-26	Total Budgeted up to 2026
42110 Intergov - State - CA Department of Transportation	20,250	3,797	16,453	370,980	391,230	387,433	0	0	0	0	391,230
61730 Transfer In from Fund 1730	2,250	422	1,828	41,220	43,470	43,048	0	0	0	0	43,470
<b>Revenue Totals:</b>	<b>22,500</b>	<b>4,219</b>	<b>18,281</b>	<b>412,200</b>	<b>434,700</b>	<b>430,481</b>	<b>0</b>	<b>0</b>	<b>0</b>	<b>0</b>	<b>1,634,700</b>

Expenditures	Budget	Actual+Commit	Available	Prop. Inc./Dec. for 21-22	Budget+Prop. Inc./Dec.	Avail.+Prop. Inc./Dec.	22-23	23-24	24-25	25-26	Total Budgeted up to 2026
CA Construction Admin	0	0	0	53,766	53,766	53,766	0	0	0	0	53,766
CON Construction	0	0	0	325,849	325,849	325,849	0	0	0	0	325,849
CTGY Contingency - CIP	0	0	0	32,585	32,585	32,585	0	0	0	0	32,585
EDA Eng/Design/Admin	22,500	4,528	17,972	0	22,500	17,972	0	0	0	0	22,500
<b>Expenditure Totals:</b>	<b>22,500</b>	<b>4,528</b>	<b>17,972</b>	<b>412,200</b>	<b>434,700</b>	<b>430,172</b>	<b>0</b>	<b>0</b>	<b>0</b>	<b>0</b>	<b>434,700</b>

Fund Balance Required	Budget+Prop. Inc./Dec.	Available+Prop. Inc./Dec.
Capital Grants - Streets CIP Projects-3160	0	-309



# City of Modesto

Project #: 101192



PW - Upgrade ATMS 2019-FHWA-CalTrans-CML-5059(238)-2019-20.205 HWY Planning and Con

**City of Modesto: 2022-26 Capital Improvement Program**

**PW - Upgrade ATMS 2019-FHWA-CalTrans-CML-5059(238)-2019-20.205 HWY Planning and Con**

**101192**

**Capital Un-sponsored**

<i>Cost Center:</i> 59999	<i>Category:</i> Traffic Circulation	<i>Start Date:</i>
<i>Hosting Fund:</i> Capital Grants - Streets CIP Projects-3160	<i>Type Class:</i> Traffic Signal Coordination	<i>End Date:</i>
<i>Element Listing:</i> Comm Dev	<i>Area:</i> Within City	<i>Status:</i> New
<i>Classification:</i> Improvements	<i>Manager:</i> Collins, Scott R	<i>Const. Code:</i> New or Future

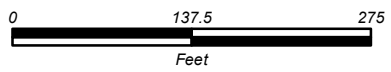
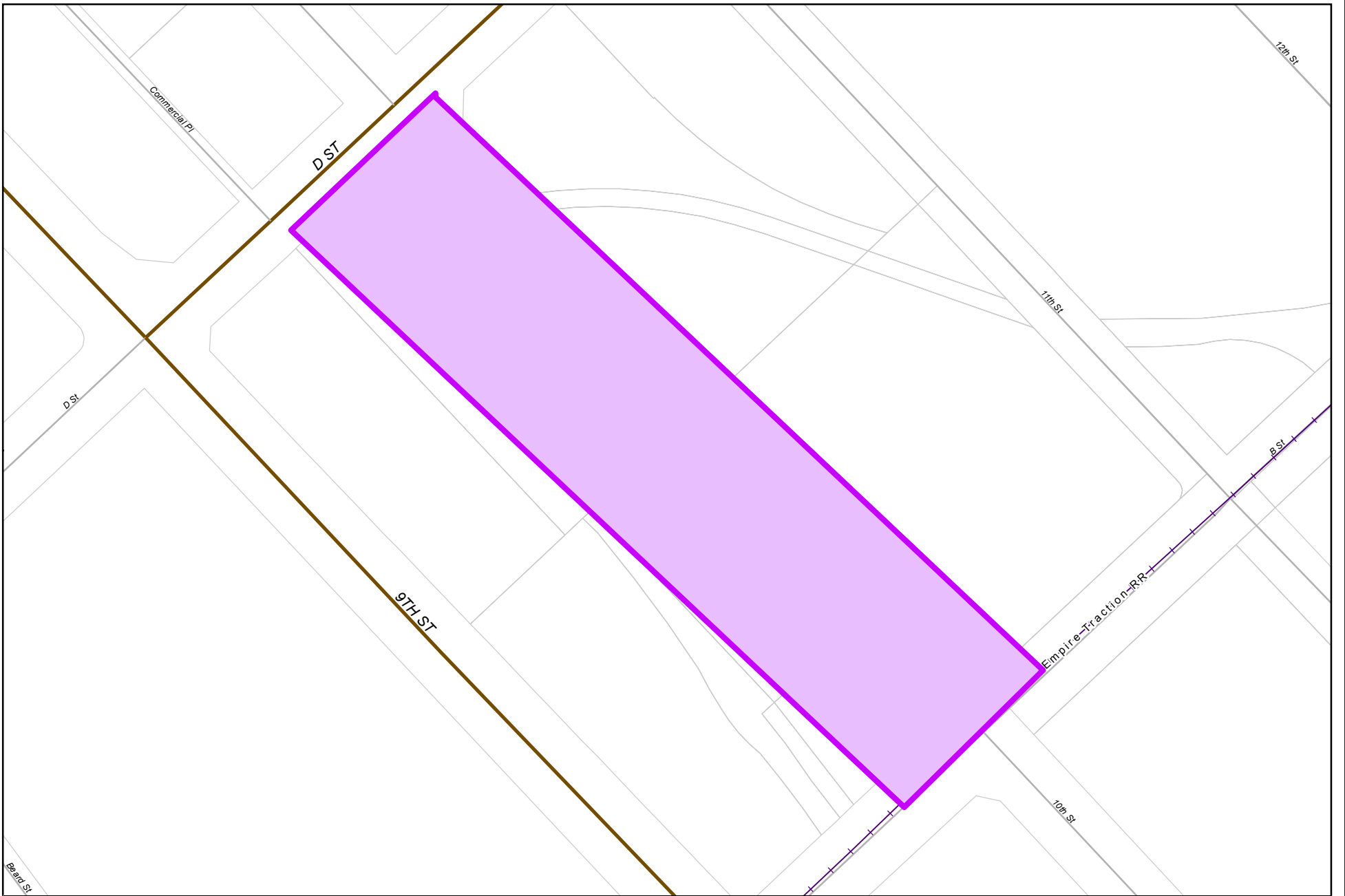
*Proj Desc:* Upgrade ATMS Central Software and Traffic Signal Controllers.

*Proj Stat:* Design complete, waiting to go out to bid.

Revenues	Budget	Actuals+Commit	Available	Prop. Inc./Dec. for 21-22	Bud + Prop. Incr/Decr	Avail.+ Prop. Incr/Decr	22-23	23-24	24-25	25-26	Total Budgeted up to 2026
42110 Intergov - State - CA Department of Transportation	150,000	13,364	136,636	1,050,000	1,200,000	1,186,636	0	0	0	0	1,200,000
<b>Revenue Totals:</b>	150,000	13,364	136,636	1,050,000	1,200,000	1,186,636	0	0	0	0	1,200,000

Expenditures	Budget	Actual+Commit	Available	Prop. Inc./Dec. for 21-22	Budget+Prop. Inc./Dec.	Avail.+Prop. Inc./Dec.	22-23	23-24	24-25	25-26	Total Budgeted up to 2026
CA Construction Admin	0	0	0	136,596	136,596	136,596	0	0	0	0	136,596
CON Construction	0	0	0	830,040	830,040	830,040	0	0	0	0	830,040
CTGY Contingency - CIP	0	0	0	83,004	83,004	83,004	0	0	0	0	83,004
EDA Eng/Design/Admin	150,000	19,862	130,138	0	150,000	130,138	0	0	0	0	150,000
<b>Expenditure Totals:</b>	150,000	19,862	130,138	1,049,640	1,199,640	1,179,778	0	0	0	0	1,199,640

<b>Fund Balance Required</b>	Budget+Prop. Inc./Dec.	Available+Prop. Inc./Dec.
Capital Grants - Streets CIP Projects-3160	-360	-6,858



# City of Modesto

Project #: 101196

CED - 10th Street Improvements (B St to D St) Stanislaus Foods



**City of Modesto: 2022-26 Capital Improvement Program**

**CED - 10th Street Improvements (B St to D St) Stanislaus Foods**

**101196**

**Capital Un-sponsored**

<i>Cost Center:</i> 14999	<i>Category:</i> Traffic Circulation	<i>Start Date:</i> 2022
<i>Hosting Fund:</i> Special Fund for Capital Outlay-3120	<i>Type Class:</i> Development Participation	<i>End Date:</i> 2025
<i>Element Listing:</i> Comm Dev	<i>Area:</i> Within City	<i>Status:</i> Active
<i>Classification:</i> Improvements	<i>Manager:</i> Dion, Victoria Michelle	<i>Const. Code:</i> Not Awarded

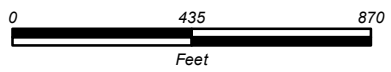
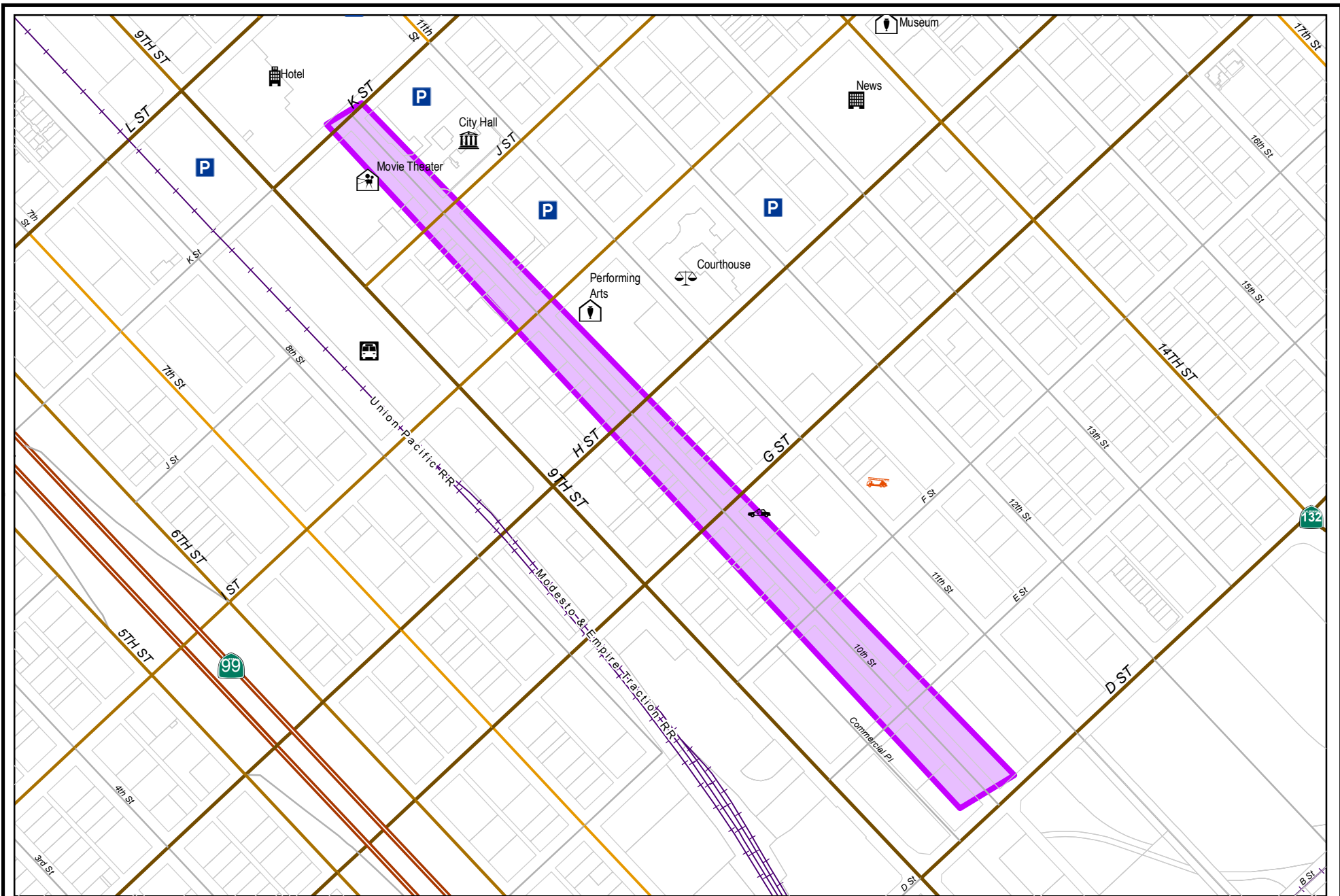
*Proj Desc:* A Development Agreement between the City of Modesto and Stanislaus Foods (Planning Commission Resolution 2019-06) provided \$2,400,000 for improvements to 10th Street between B Street and D Street.

*Proj Stat:* The City is acquiring right of way. Design is anticipated to begin in FY 2022/2023 with constuction in FY 2023/2024.

Revenues	Budget	Actuals+Commit	Available	Prop. Inc./Dec. for 21-22	Bud + Prop. Incr/Decr	Avail.+ Prop. Incr/Decr	22-23	23-24	24-25	25-26	Total Budgeted up to 2026
47005 Miscellaneous Revenue	2,396,616	2,396,616	0	0	2,396,616	0	0	0	0	0	2,396,616
<b>Revenue Totals:</b>	<b>2,396,616</b>	<b>2,396,616</b>	<b>0</b>	<b>0</b>	<b>2,396,616</b>	<b>0</b>	<b>0</b>	<b>0</b>	<b>0</b>	<b>0</b>	<b>2,396,616</b>

Expenditures	Budget	Actual+Commit	Available	Prop. Inc./Dec. for 21-22	Budget+Prop. Inc./Dec.	Avail.+Prop. Inc./Dec.	22-23	23-24	24-25	25-26	Total Budgeted up to 2026
CA Construction Admin	190,000	0	190,000	0	190,000	190,000	0	0	0	0	190,000
CCF City Construct Force	10,000	0	10,000	0	10,000	10,000	0	0	0	0	10,000
CON Construction	1,916,616	0	1,916,616	0	1,916,616	1,916,616	0	0	0	0	1,916,616
EDA Eng/Design/Admin	280,000	12,498	267,502	0	280,000	267,502	0	0	0	0	280,000
<b>Expenditure Totals:</b>	<b>2,396,616</b>	<b>12,498</b>	<b>2,384,118</b>	<b>0</b>	<b>2,396,616</b>	<b>2,384,118</b>	<b>0</b>	<b>0</b>	<b>0</b>	<b>0</b>	<b>2,396,616</b>

Fund Balance Required	Budget+Prop. Inc./Dec.	Available+Prop. Inc./Dec.
Special Fund for Capital Outlay-3120	0	2,384,118



# City of Modesto

Project #: 101206

CED - 10th Street Aesthetic Improvements



**City of Modesto: 2022-26 Capital Improvement Program**

**CED - 10th Street Aesthetic Improvements**

**101206**  
**Capital Un-sponsored**

<i>Cost Center:</i> 14999	<i>Category:</i> Traffic Circulation	<i>Start Date:</i>
<i>Hosting Fund:</i> Special Fund for Capital Outlay-3120	<i>Type Class:</i> Miscellaneous	<i>End Date:</i>
<i>Element Listing:</i> Comm Svcs & Fac	<i>Area:</i> Within City	<i>Status:</i> New
<i>Classification:</i> Improvements	<i>Manager:</i> Bryant, Tamorah	<i>Const. Code:</i> New or Future

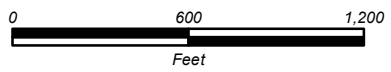
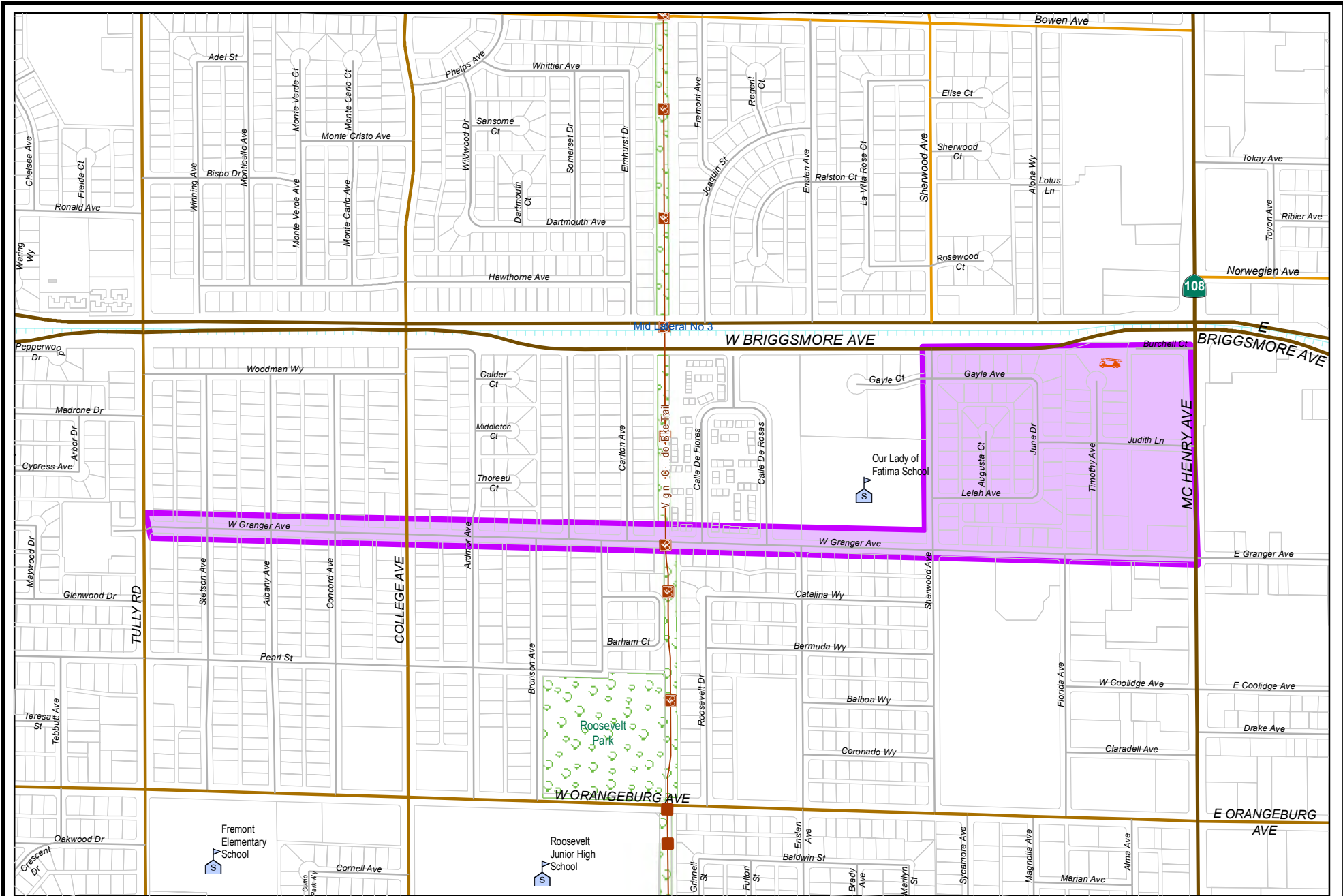
*Proj Desc:*

*Proj Stat:*

Revenues	Budget	Actuals+Commit	Available	Prop. Inc./Dec. for 21-22	Bud + Prop. Incr/Decr	Avail.+ Prop. Incr/Decr	22-23	23-24	24-25	25-26	Total Budgeted up to 2026
47005 Miscellaneous Revenue	200,000	200,000	0	0	200,000	0	0	0	0	0	200,000
Revenue Totals:	200,000	200,000	0	0	200,000	0	0	0	0	0	200,000

Expenditures	Budget	Actual+Commit	Available	Prop. Inc./Dec. for 21-22	Budget+Prop. Inc./Dec.	Avail.+Prop. Inc./Dec.	22-23	23-24	24-25	25-26	Total Budgeted up to 2026
CON Construction	200,000	0	200,000	0	200,000	200,000	0	0	0	0	200,000
Expenditure Totals:	200,000	0	200,000	0	200,000	200,000	0	0	0	0	200,000

Fund Balance Required	Budget+Prop. Inc./Dec.	Available+Prop. Inc./Dec.
Special Fund for Capital Outlay-3120	0	200,000



# City of Modesto

Project #: 101214

CED - Granger Neighborhood Pavement Rehabilitation



**City of Modesto: 2022-26 Capital Improvement Program**

**CED - Granger Neighborhood Pavement Rehabilitation**

**101214**

**Capital Un-sponsored**

<i>Cost Center:</i> 14999	<i>Category:</i> Traffic Circulation	<i>Start Date:</i> 2020
<i>Hosting Fund:</i> Measure L - Capital Projects-3300	<i>Type Class:</i> Maintenance	<i>End Date:</i> 2023
<i>Element Listing:</i> Comm Dev	<i>Area:</i> Within City	<i>Status:</i> Active
<i>Classification:</i> Improvements	<i>Manager:</i> Bryant, Tamorah	<i>Const. Code:</i> Not Awarded

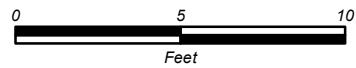

*Proj Desc:* West Granger Avenue from Tully to McHenry, Gayle Ave, Augusta Ct, Lelah Ave, June Dr, Judith Ln, Timothy Ave, Sherwood Dr, Pearl Street and Carlton Avenue near Roosevelt Park, more than 645,000 sq. ft. of pavement. Anticipated project improvements include roadway resurfacing and/or reconstruction, new signage and striping, ADA upgrades, and minor storm drainage system improvements.

*Proj Stat:* In design.

Revenues	Budget	Actuals+Commit	Available	Prop. Inc./Dec. for 21-22	Bud + Prop. Incr/Decr	Avail.+ Prop. Incr/Decr	22-23	23-24	24-25	25-26	Total Budgeted up to 2026
61410 Transfer In from Fund 1410	330,000	37,385	292,615	0	330,000	292,615	0	0	0	0	330,000
<b>Revenue Totals:</b>	<b>330,000</b>	<b>37,385</b>	<b>292,615</b>	<b>0</b>	<b>330,000</b>	<b>292,615</b>	<b>0</b>	<b>0</b>	<b>0</b>	<b>0</b>	<b>330,000</b>

Expenditures	Budget	Actual+Commit	Available	Prop. Inc./Dec. for 21-22	Budget+Prop. Inc./Dec.	Avail.+Prop. Inc./Dec.	22-23	23-24	24-25	25-26	Total Budgeted up to 2026
CC Consultant Charges - CIP	275,247	0	275,247	0	275,247	275,247	0	0	0	0	275,247
EDA Eng/Design/Admin	54,753	37,639	17,114	0	54,753	17,114	0	0	0	0	54,753
<b>Expenditure Totals:</b>	<b>330,000</b>	<b>37,639</b>	<b>292,361</b>	<b>0</b>	<b>330,000</b>	<b>292,361</b>	<b>0</b>	<b>0</b>	<b>0</b>	<b>0</b>	<b>330,000</b>

Fund Balance Required	Budget+Prop. Inc./Dec.	Available+Prop. Inc./Dec.
Measure L - Capital Projects-3300	0	-254



**City of Modesto**

Project #: 101221

CED - School Safety Program Projects



**City of Modesto: 2022-26 Capital Improvement Program**

**School Safety Program Projects**

**101221**  
**Capital Un-sponsored**

<i>Cost Center:</i> 14999	<i>Category:</i> Traffic Circulation	<i>Start Date:</i> 2020
<i>Hosting Fund:</i> Measure L - Capital Projects-3300	<i>Type Class:</i> Low Cost Traffic Improvements	<i>End Date:</i> Conflict Error! Ongoing box is checked
<i>Element Listing:</i> Comm Dev	<i>Area:</i> Within City	<i>Status:</i> Active
<i>Classification:</i> Improvements	<i>Manager:</i> Bryant, Tamorah	<i>Const. Code:</i> New or Future

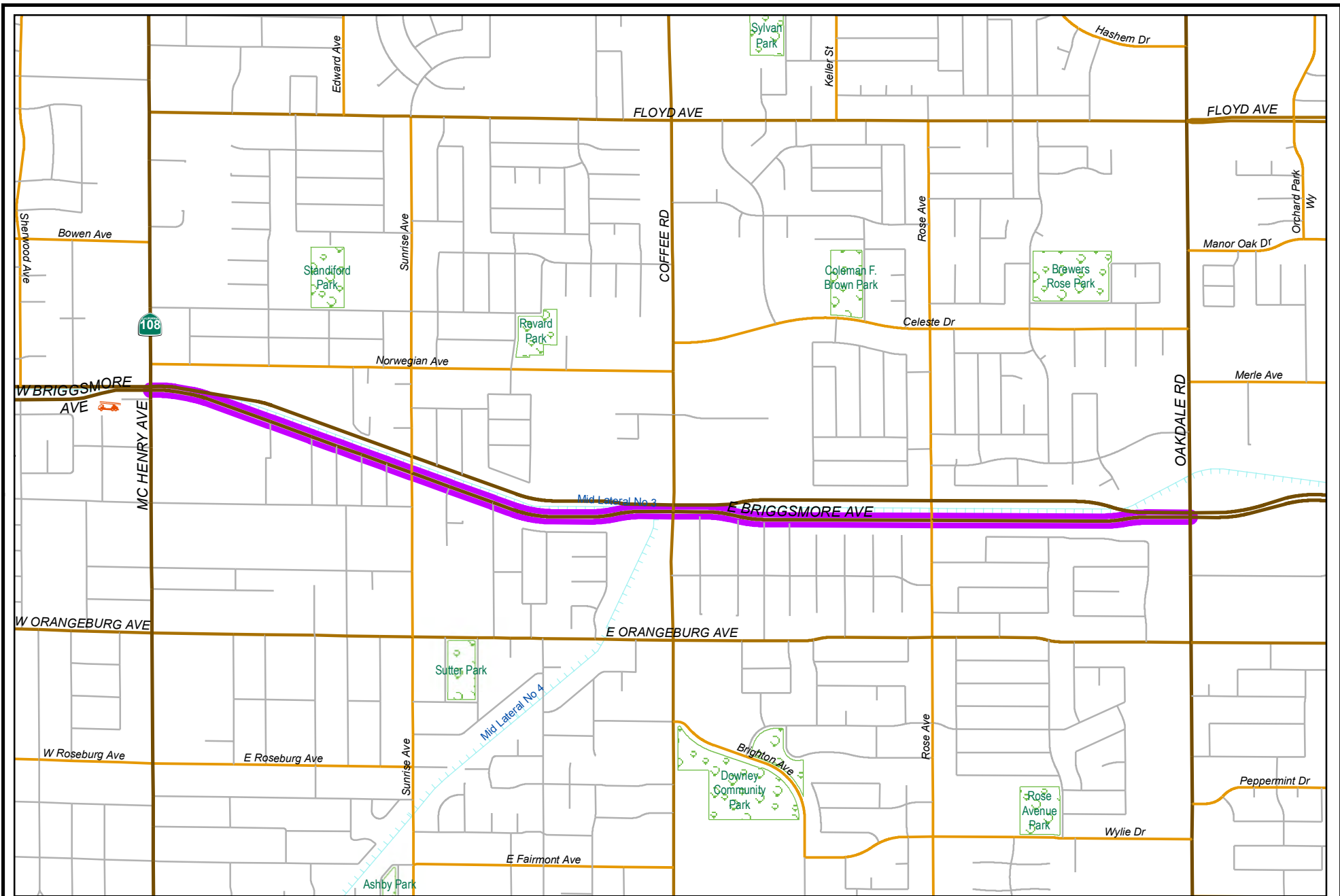
*Proj Desc:* Improve pedestrian safety and traffic flow around schools based on the recommendations of the School Safety Program Study. A project will be identified and reviewed for each Fiscal Year. Three projects are anticipated to be designed and constructed during the next five years.

*Proj Stat:* Project is still in development and community outreach.

Revenues	Budget	Actuals+Commit	Available	Prop. Inc./Dec. for 21-22	Bud + Prop. Incr/Decr	Avail.+ Prop. Incr/Decr	22-23	23-24	24-25	25-26	Total Budgeted up to 2026
61410 Transfer In from Fund 1410	525,000	0	525,000	50,000	575,000	575,000	0	0	0	0	575,000
<b>Revenue Totals:</b>	<b>525,000</b>	<b>0</b>	<b>525,000</b>	<b>50,000</b>	<b>575,000</b>	<b>575,000</b>	<b>0</b>	<b>0</b>	<b>0</b>	<b>0</b>	<b>575,000</b>

Expenditures	Budget	Actual+Commit	Available	Prop. Inc./Dec. for 21-22	Budget+Prop. Inc./Dec.	Avail.+Prop. Inc./Dec.	22-23	23-24	24-25	25-26	Total Budgeted up to 2026
CON Construction	450,000	0	450,000	50,000	500,000	500,000	0	0	0	0	500,000
EDA Eng/Design/Admin	75,000	0	75,000	0	75,000	75,000	0	0	0	0	75,000
<b>Expenditure Totals:</b>	<b>525,000</b>	<b>0</b>	<b>525,000</b>	<b>50,000</b>	<b>575,000</b>	<b>575,000</b>	<b>0</b>	<b>0</b>	<b>0</b>	<b>0</b>	<b>575,000</b>

Fund Balance Required	Budget+Prop. Inc./Dec.	Available+Prop. Inc./Dec.
Measure L - Capital Projects-3300	0	0



# City of Modesto

Project #: 101246

CED - Briggsmore Avenue Pavement Rehabilitation (McHenry Avenue to Oakdale Road)



**City of Modesto: 2022-26 Capital Improvement Program**

**CED - Briggsmore Avenue Pavement Rehabilitation (McHenry Avenue to Oakdale Road)**

**101246**

**Capital Un-sponsored**

<i>Cost Center:</i> 14999	<i>Category:</i> Traffic Circulation	<i>Start Date:</i> 2021
<i>Hosting Fund:</i> Measure L - Capital Projects-3300	<i>Type Class:</i>	<i>End Date:</i> 2024
<i>Element Listing:</i> Comm Dev	<i>Area:</i> Within City	<i>Status:</i> Active
<i>Classification:</i> Improvements	<i>Manager:</i> Soares, Phillip A	<i>Const. Code:</i> New or Future

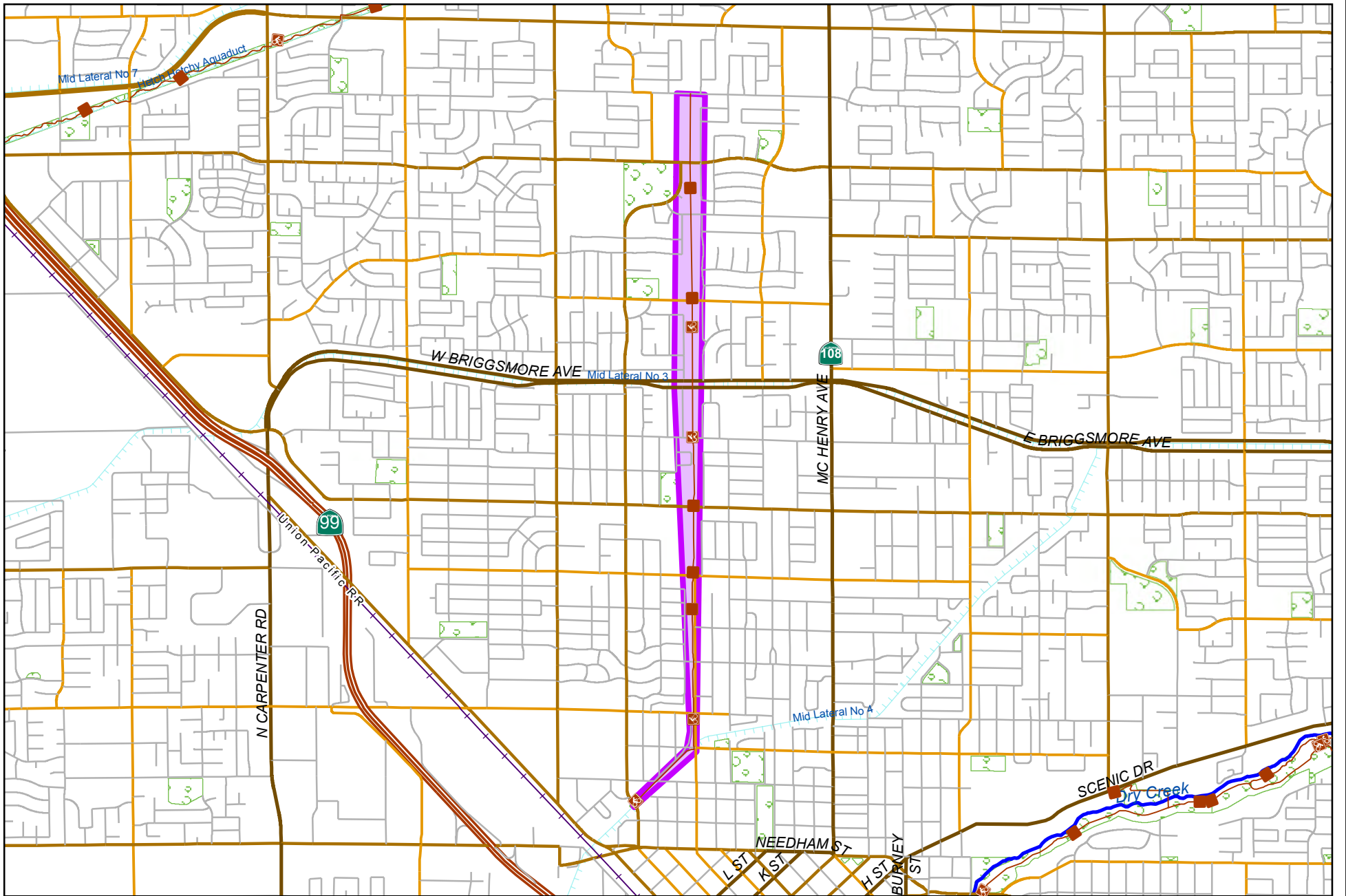
*Proj Desc:* Pavement rehabilitation of Briggsmore Avenue from McHenry Avenue to Oakdale Road, approximately 2 miles, or 862,000 square feet. Anticipated project improvements include roadway resurfacing and/or reconstruction, new signage and striping, ADA upgrades at intersections, signal upgrades (detection camera, ADA push buttons) where needed, and storm drainage system improvements. The project will remove non-compliant ADA ramps and construct new compliant ramps in multiple locations, will provide pedestrian crossings where none currently exist, and will include signage and striping for a bikeway on Briggsmore.

*Proj Stat:* In design.

Revenues	Budget	Actuals+Commit	Available	Prop. Inc./Dec. for 21-22	Bud + Prop. Incr/Decr	Avail.+ Prop. Incr/Decr	22-23	23-24	24-25	25-26	Total Budgeted up to 2026
61410 Transfer In from Fund 1410	367,500	1,580	365,920	2,450,000	2,817,500	2,815,920	0	0	0	0	2,817,500
<b>Revenue Totals:</b>	<b>367,500</b>	<b>1,580</b>	<b>365,920</b>	<b>2,450,000</b>	<b>2,817,500</b>	<b>2,815,920</b>	<b>0</b>	<b>0</b>	<b>0</b>	<b>0</b>	<b>2,817,500</b>

Expenditures	Budget	Actual+Commit	Available	Prop. Inc./Dec. for 21-22	Budget+Prop. Inc./Dec.	Avail.+Prop. Inc./Dec.	22-23	23-24	24-25	25-26	Total Budgeted up to 2026
CA Construction Admin	0	0	0	205,000	205,000	205,000	0	0	0	0	205,000
CON Construction	0	0	0	2,040,000	2,040,000	2,040,000	0	0	0	0	2,040,000
CTGY Constingency - CIP	0	0	0	205,000	205,000	205,000	0	0	0	0	205,000
EDA Eng/Design/Admin	367,500	1,898	365,602	0	367,500	365,602	0	0	0	0	367,500
<b>Expenditure Totals:</b>	<b>367,500</b>	<b>1,898</b>	<b>365,602</b>	<b>2,450,000</b>	<b>2,817,500</b>	<b>2,815,602</b>	<b>0</b>	<b>0</b>	<b>0</b>	<b>0</b>	<b>2,817,500</b>

Fund Balance Required	Budget+Prop. Inc./Dec.	Available+Prop. Inc./Dec.
Measure L - Capital Projects-3300	0	-318



# City of Modesto

Project #: 101247

CED - Virginia Corridor Trail Maintenance



**City of Modesto: 2022-26 Capital Improvement Program**

**CED - Virginia Corridor Trail Maintenance**

**101247**

**Capital Un-sponsored**

<i>Cost Center:</i> 14999	<i>Category:</i> Traffic Circulation	<i>Start Date:</i>
<i>Hosting Fund:</i> Measure L - Capital Projects-3300	<i>Type Class:</i> Maintenance	<i>End Date:</i>
<i>Element Listing:</i> Comm Dev	<i>Area:</i> Within City	<i>Status:</i> Active
<i>Classification:</i> Maintenance	<i>Manager:</i> Sacuskie, Michael Wayne	<i>Const. Code:</i> New or Future

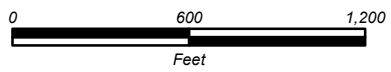
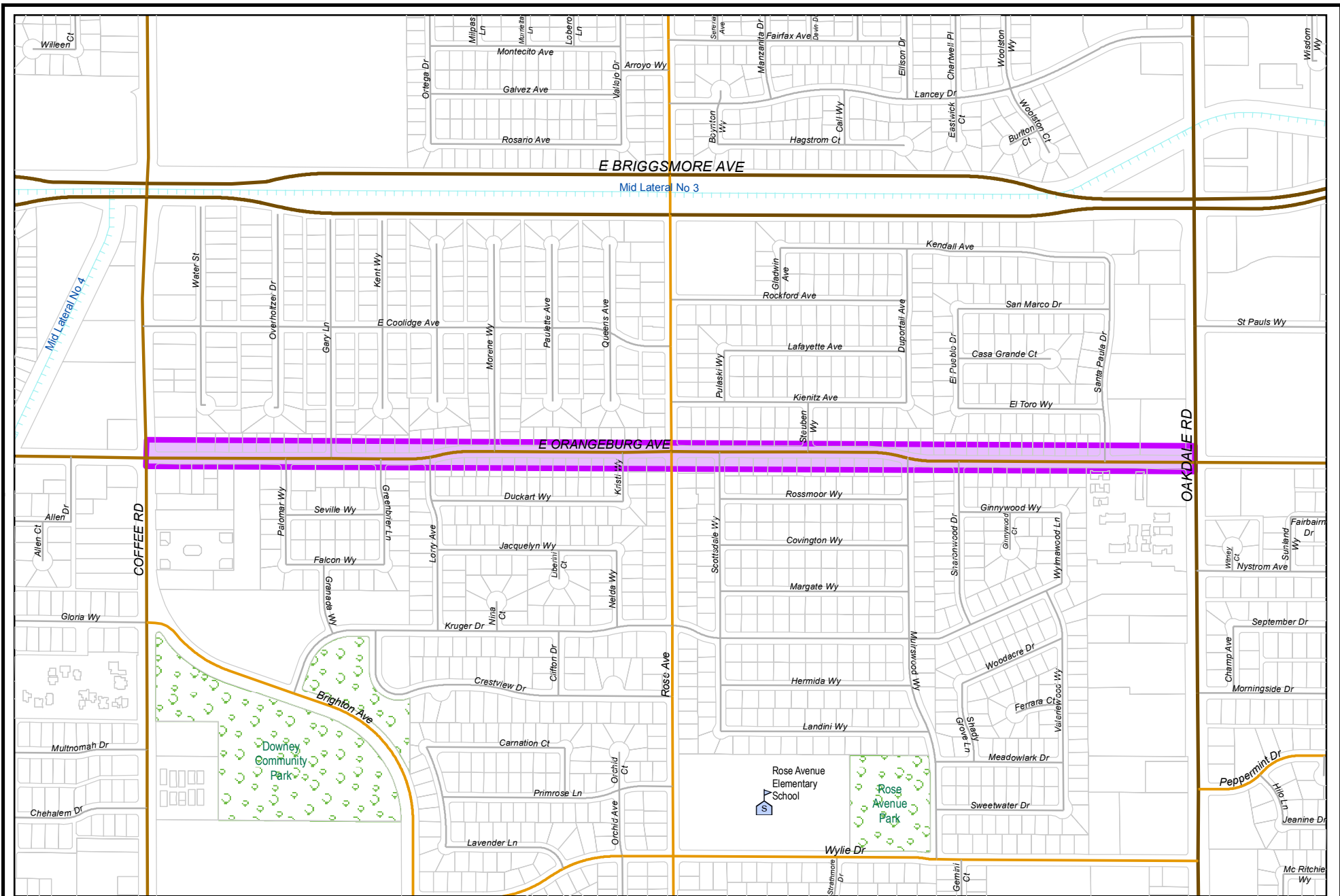
*Proj Desc:* Pavment Maintenance project on Virginia Corridor Trail from Woodrow Avenue to Downtown, approximately 3.0 miles. Anticipated project improvements include bike path resurfacing, new center line striping, new signage, ADA upgrades. New pedestrian crossing and ADA ramps to be constructed at Stoddard and at Orangburg.

*Proj Stat:* In design.

Revenues	Budget	Actuals+Commit	Available	Prop. Inc./Dec. for 21-22	Bud + Prop. Incr/Decr	Avail.+ Prop. Incr/Decr	22-23	23-24	24-25	25-26	Total Budgeted up to 2026
61410 Transfer In from Fund 1410	632,500	0	632,500	51,563	684,063	684,063	0	0	0	0	684,063
<b>Revenue Totals:</b>	632,500	0	632,500	51,563	684,063	684,063	0	0	0	0	684,063

Expenditures	Budget	Actual+Commit	Available	Prop. Inc./Dec. for 21-22	Budget+Prop. Inc./Dec.	Avail.+Prop. Inc./Dec.	22-23	23-24	24-25	25-26	Total Budgeted up to 2026
	0	0	0	0	0	0	0	0	0	0	0
CA Construction Admin	65,400	0	65,400	0	65,400	65,400	0	0	0	0	65,400
CON Construction	436,000	0	436,000	0	436,000	436,000	0	0	0	0	436,000
CON Traffic	0	0	0	51,563	51,563	51,563	0	0	0	0	51,563
CTGY-CIP Contingency - CIP	43,600	0	43,600	0	43,600	43,600	0	0	0	0	43,600
EDA Eng/Design/Admin	87,500	0	87,500	0	87,500	87,500	0	0	0	0	87,500
<b>Expenditure Totals:</b>	632,500	0	632,500	51,563	684,063	684,063	0	0	0	0	684,063

<b>Fund Balance Required</b>	Budget+Prop. Inc./Dec.	Available+Prop. Inc./Dec.
Measure L - Capital Projects-3300	0	0



# City of Modesto

Project #: 101248



CED - Orangeburg Avenue Pavement Rehabilitation Phase 1 (Coffee Rd to Oakdale Ave)

**City of Modesto: 2022-26 Capital Improvement Program**

**CED - Orangeburg Avenue Pavement Rehabilitation Phase 1 (Coffee Rd to Oakdale Ave)**

**101248**

**Capital Un-sponsored**

<i>Cost Center:</i> 14999	<i>Category:</i> Traffic Circulation	<i>Start Date:</i> 2021
<i>Hosting Fund:</i> Measure L - Capital Projects-3300	<i>Type Class:</i>	<i>End Date:</i> 2024
<i>Element Listing:</i>	<i>Area:</i> Within City	<i>Status:</i> Active
<i>Classification:</i> Improvements	<i>Manager:</i> Soares, Phillip A	<i>Const. Code:</i> New or Future

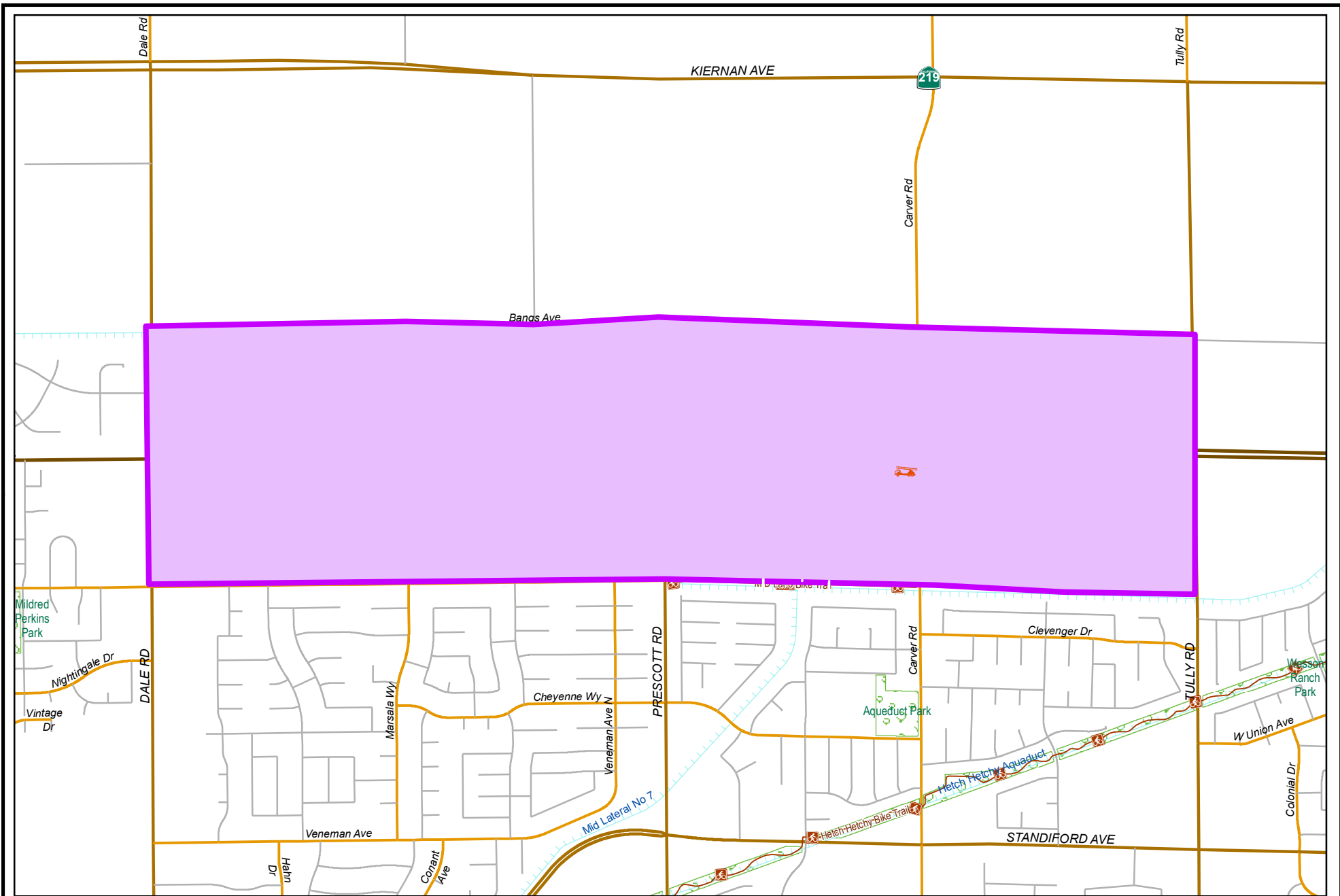
*Proj Desc:* Pavement rehabilitation on Orangeburg Avenue from Coffee Road to Oakdale Avenue, approximately 1.0 centerline mile or 421,200 square feet of pavement. Anticipated project improvements include roadway resurfacing and/or reconstruction, new signage and striping, ADA upgrades, and minor storm drain system improvements. The project will remove non-compliant ADA ramps and construct new compliant ramps in approximately 30 locations. The project will include signage and striping for a Class III bikeway path on Orangeburg.

*Proj Stat:* In design.

Revenues	Budget	Actuals+Commit	Available	Prop. Inc./Dec. for 21-22	Bud + Prop. Incr/Decr	Avail.+ Prop. Incr/Decr	22-23	23-24	24-25	25-26	Total Budgeted up to 2026
61410 Transfer In from Fund 1410	241,500	0	241,500	1,610,000	1,851,500	1,851,500	0	0	0	0	1,851,500
<b>Revenue Totals:</b>	<b>241,500</b>	<b>0</b>	<b>241,500</b>	<b>1,610,000</b>	<b>1,851,500</b>	<b>1,851,500</b>	<b>0</b>	<b>0</b>	<b>0</b>	<b>0</b>	<b>1,851,500</b>

Expenditures	Budget	Actual+Commit	Available	Prop. Inc./Dec. for 21-22	Budget+Prop. Inc./Dec.	Avail.+Prop. Inc./Dec.	22-23	23-24	24-25	25-26	Total Budgeted up to 2026
CA Construction Admin	0	0	0	130,000	130,000	130,000	0	0	0	0	130,000
CON Construction	0	0	0	1,350,000	1,350,000	1,350,000	0	0	0	0	1,350,000
CTGY-CIP Contingency - CIP	0	0	0	130,000	130,000	130,000	0	0	0	0	130,000
EDA Eng/Design/Admin	241,500	0	241,500	0	241,500	241,500	0	0	0	0	241,500
<b>Expenditure Totals:</b>	<b>241,500</b>	<b>0</b>	<b>241,500</b>	<b>1,610,000</b>	<b>1,851,500</b>	<b>1,851,500</b>	<b>0</b>	<b>0</b>	<b>0</b>	<b>0</b>	<b>1,851,500</b>

Fund Balance Required	Budget+Prop. Inc./Dec.	Available+Prop. Inc./Dec.
Measure L - Capital Projects-3300	0	0



**City of Modesto**

Project #: 101249

CED - Pelandale Neighborhood Pavement Maintenance Project



**City of Modesto: 2022-26 Capital Improvement Program**

**CED - Pelandale Neighborhood Pavement Maintenance Project**

**101249**

**Capital Un-sponsored**

<i>Cost Center:</i> 14999	<i>Category:</i> Traffic Circulation	<i>Start Date:</i> 2019
<i>Hosting Fund:</i> Measure L - Capital Projects-3300	<i>Type Class:</i> Maintenance	<i>End Date:</i> 2023
<i>Element Listing:</i> Comm Dev	<i>Area:</i> Within City	<i>Status:</i> Active
<i>Classification:</i> Improvements	<i>Manager:</i> Sacuskie, Michael Wayne	<i>Const. Code:</i> Not Awarded

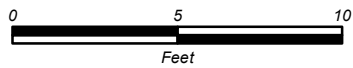

*Proj Desc:* Pavment maintenance in the area bound by Dale Road, Bangs Avenue, Tully Road, Snyder Avenue. This project will maintain approximately 12.6 center line miles or 2,190,000 square feet of local roads, and 1.1 center line miles or 200,000 square feet of minor collector (Snyder Avenue). Anticipated improvements include slurry seal surface treatment and restriping. The project will remove non-compliant ADA ramps and construct new compliant ramps in multiple locations,, and will include signage and striping for a Class III bikeway on Snyder.

*Proj Stat:* In design.

Revenues	Budget	Actuals+Commit	Available	Prop. Inc./Dec. for 21-22	Bud + Prop. Incr/Decr	Avail.+ Prop. Incr/Decr	22-23	23-24	24-25	25-26	Total Budgeted up to 2026
61410 Transfer In from Fund 1410	2,271,250	92,186	2,179,064	0	2,271,250	2,179,064	0	0	0	0	2,271,250
<b>Revenue Totals:</b>	<b>2,271,250</b>	<b>92,186</b>	<b>2,179,064</b>	<b>0</b>	<b>2,271,250</b>	<b>2,179,064</b>	<b>0</b>	<b>0</b>	<b>0</b>	<b>0</b>	<b>2,271,250</b>

Expenditures	Budget	Actual+Commit	Available	Prop. Inc./Dec. for 21-22	Budget+Prop. Inc./Dec.	Avail.+Prop. Inc./Dec.	22-23	23-24	24-25	25-26	Total Budgeted up to 2026
CA Construction Admin	237,000	0	237,000	0	237,000	237,000	0	0	0	0	237,000
CON Construction	1,580,000	0	1,580,000	0	1,580,000	1,580,000	0	0	0	0	1,580,000
CTGY-CIP Contingency - CIP	158,000	0	158,000	0	158,000	158,000	0	0	0	0	158,000
EDA Eng/Design/Admin	296,250	92,186	204,064	0	296,250	204,064	0	0	0	0	296,250
<b>Expenditure Totals:</b>	<b>2,271,250</b>	<b>92,186</b>	<b>2,179,064</b>	<b>0</b>	<b>2,271,250</b>	<b>2,179,064</b>	<b>0</b>	<b>0</b>	<b>0</b>	<b>0</b>	<b>2,271,250</b>

Fund Balance Required	Budget+Prop. Inc./Dec.	Available+Prop. Inc./Dec.
Measure L - Capital Projects-3300	0	0



**City of Modesto**

Project #: 101250

CED - Neighborhood ADA Improvement Program



**City of Modesto: 2022-26 Capital Improvement Program**

**CED - Neighborhood ADA Improvement Program**

**101250**

**Capital Un-sponsored**

<i>Cost Center:</i> 14999	<i>Category:</i> Traffic Circulation	<i>Start Date:</i> 2020
<i>Hosting Fund:</i> Measure L - Capital Projects-3300	<i>Type Class:</i> Maintenance	<i>End Date:</i> 2022
<i>Element Listing:</i> Comm Dev	<i>Area:</i> Within City	<i>Status:</i> Active
<i>Classification:</i> Improvements	<i>Manager:</i> Bryant, Tamorah	<i>Const. Code:</i> Not Awarded

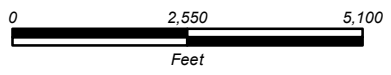
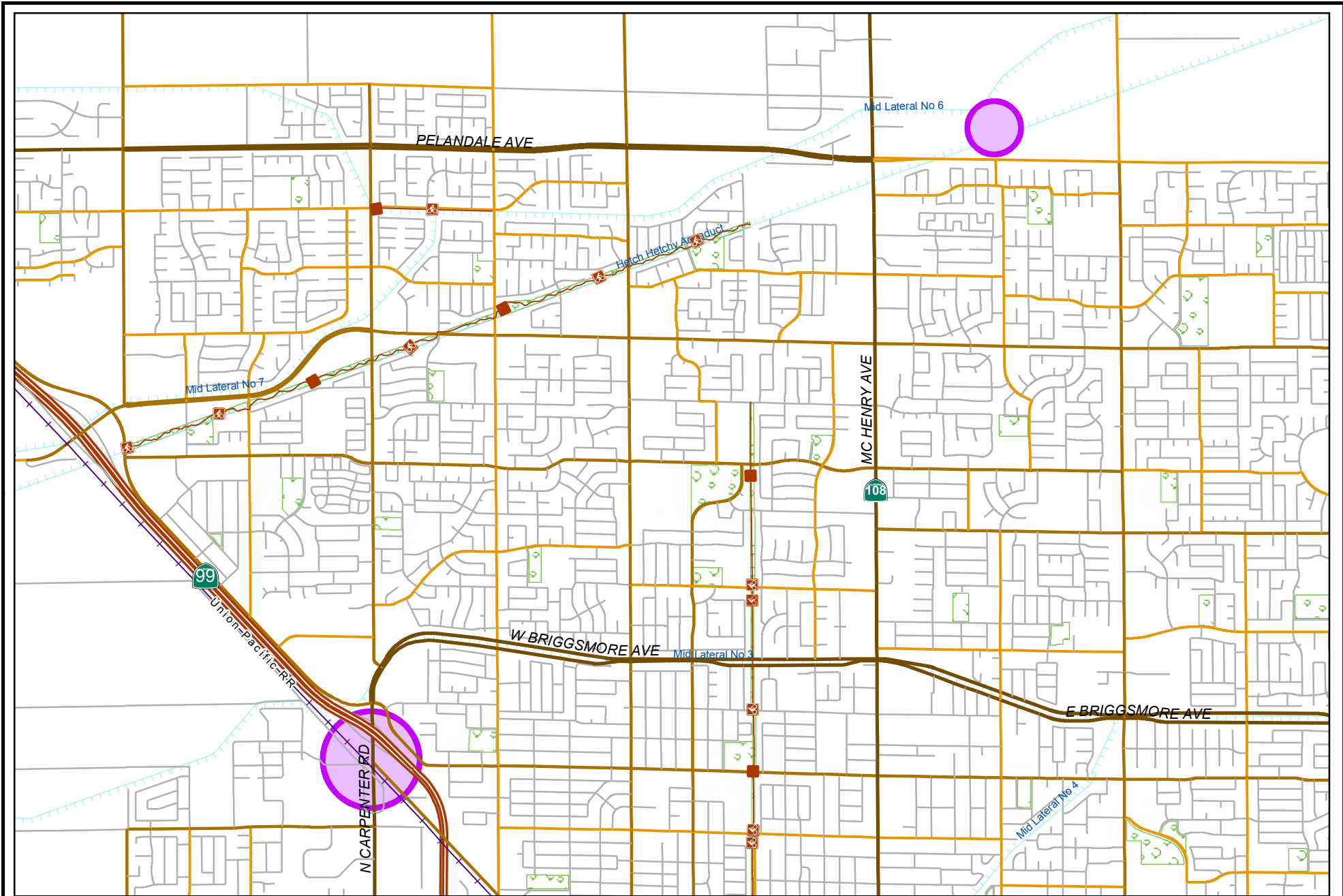
*Proj Desc:* This program will provide ADA improvements to residential neighborhoods. The City maintains an ADA action list that captures citizen concerns regarding accessibility of specific locations throughout the City. Public participation will be facilitated through City's website and social media. Concerns will be prioritized, and projects developed by City staff to improve accessibility and safety in residential neighborhoods. Anticipated improvements include compliant ramps, pedestrian refuges, signage and striping, ADA improvements, signal upgrades (detection cameras, ADA push buttons, beacons) where needed.

*Proj Stat:* Project in development

Revenues	Budget	Actuals+Commit	Available	Prop. Inc./Dec. for 21-22	Bud + Prop. Incr/Decr	Avail.+ Prop. Incr/Decr	22-23	23-24	24-25	25-26	Total Budgeted up to 2026
61410 Transfer In from Fund 1410	25,000	1,578	23,422	300,000	325,000	323,422	75,000	500,000	0	0	900,000
<b>Revenue Totals:</b>	25,000	1,578	23,422	300,000	325,000	323,422	75,000	500,000	0	0	900,000

Expenditures	Budget	Actual+Commit	Available	Prop. Inc./Dec. for 21-22	Budget+Prop. Inc./Dec.	Avail.+Prop. Inc./Dec.	22-23	23-24	24-25	25-26	Total Budgeted up to 2026
CON Construction	0	0	0	300,000	300,000	300,000	0	0	0	0	300,000
EDA Eng/Design/Admin	25,000	1,578	23,422	0	25,000	23,422	75,000	0	0	0	100,000
<b>Expenditure Totals:</b>	25,000	1,578	23,422	300,000	325,000	323,422	75,000	0	0	0	400,000

Fund Balance Required	Budget+Prop. Inc./Dec.	Available+Prop. Inc./Dec.
Measure L - Capital Projects-3300	0	0



**City of Modesto**

Project #: 101271

CED - Briggsmore/Carpenter at SR-99 Interchange



**City of Modesto: 2022-26 Capital Improvement Program**

**CED - Briggsmore/Carpenter at SR-99 Interchange**

**101271**  
**Capital Un-sponsored**

<i>Cost Center:</i> 14999	<i>Category:</i> Traffic Circulation	<i>Start Date:</i> 2020
<i>Hosting Fund:</i> Capital Grants - Streets CIP Projects-3160	<i>Type Class:</i> Major Street Improvements	<i>End Date:</i> 2028
<i>Element Listing:</i> Comm Dev	<i>Area:</i> Within City	<i>Status:</i> Active
<i>Classification:</i> Improvements	<i>Manager:</i> Rawles, John W	<i>Const. Code:</i> Not Awarded

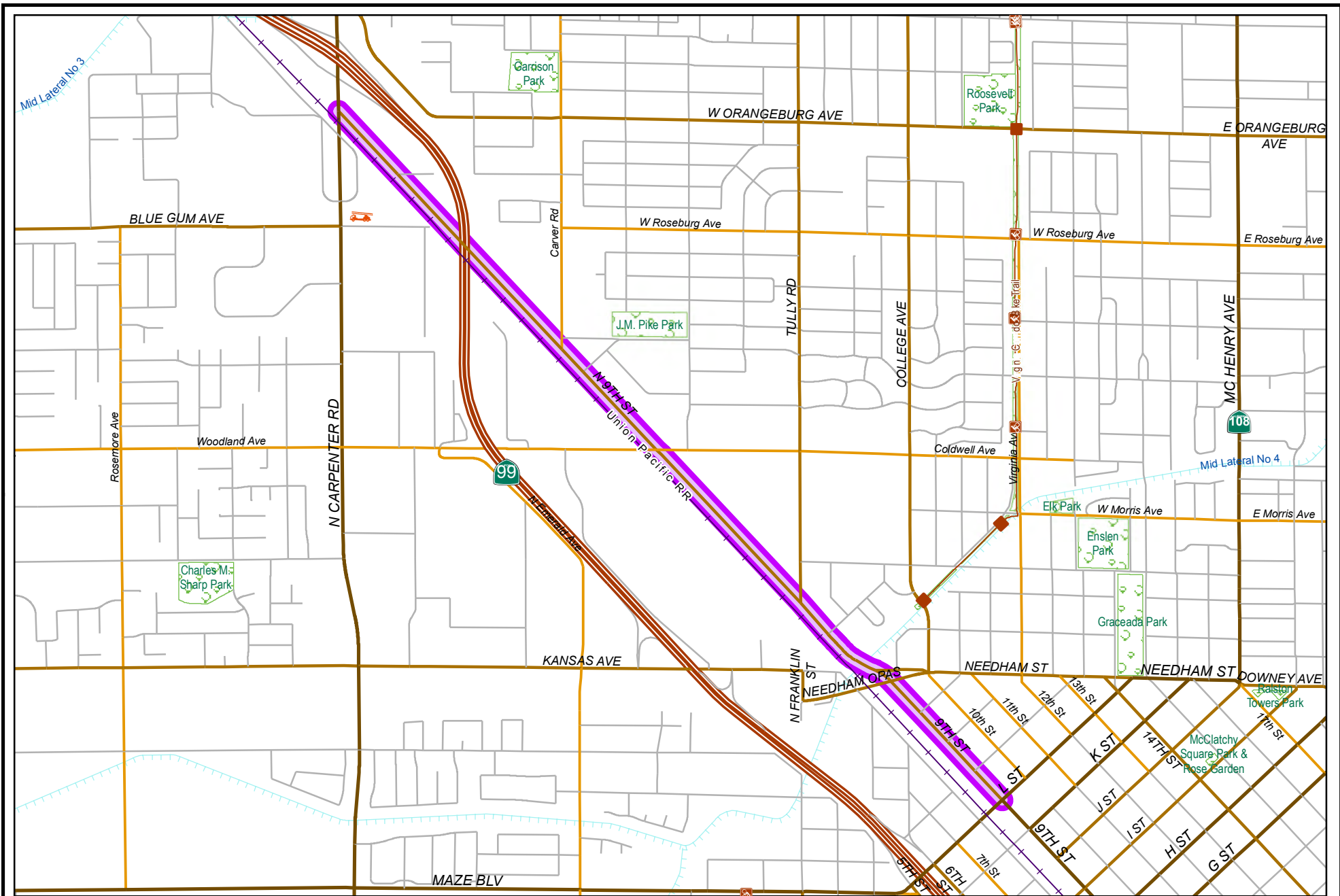
*Proj Desc:* Construct new interchange at the Briggsmore/Carpenter @ SR-99

*Proj Stat:* PA&ED consultant to be selected in 2021

Revenues	Budget	Actuals+Commit	Available	Prop. Inc./Dec. for 21-22	Bud + Prop. Incr/Decr	Avail.+ Prop. Incr/Decr	22-23	23-24	24-25	25-26	Total Budgeted up to 2026
42455 Intergov - Local - StanCOG	549,000	0	549,000	0	549,000	549,000	0	0	0	0	549,000
Revenue Totals:	549,000	0	549,000	0	549,000	549,000	0	0	0	0	549,000

Expenditures	Budget	Actual+Commit	Available	Prop. Inc./Dec. for 21-22	Budget+Prop. Inc./Dec.	Avail.+Prop. Inc./Dec.	22-23	23-24	24-25	25-26	Total Budgeted up to 2026
Caltrans-PID	50,000	0	50,000	0	50,000	50,000	0	0	0	0	50,000
PD Project Development	499,000	0	499,000	0	499,000	499,000	0	0	0	0	499,000
Expenditure Totals:	549,000	0	549,000	0	549,000	549,000	0	0	0	0	549,000

Fund Balance Required	Budget+Prop. Inc./Dec.	Available+Prop. Inc./Dec.
Capital Grants - Streets CIP Projects-3160	0	0



# City of Modesto

Project #: 101295

CED - 9th St Corridor Improvements AHSC Grant



**City of Modesto: 2022-26 Capital Improvement Program**

**CED - 9th St Corridor Improvements AHSC Grant**

**101295**  
**Capital Un-sponsored**

<i>Cost Center:</i> 14999	<i>Category:</i> Traffic Circulation	<i>Start Date:</i> 2021
<i>Hosting Fund:</i> Capital Grants - CIP Projects-3140	<i>Type Class:</i> Major Street Improvements	<i>End Date:</i> 2025
<i>Element Listing:</i> Comm Dev	<i>Area:</i> Within City	<i>Status:</i> Active
<i>Classification:</i> Improvements	<i>Manager:</i> Sacuskie, Michael Wayne	<i>Const. Code:</i> Not Awarded

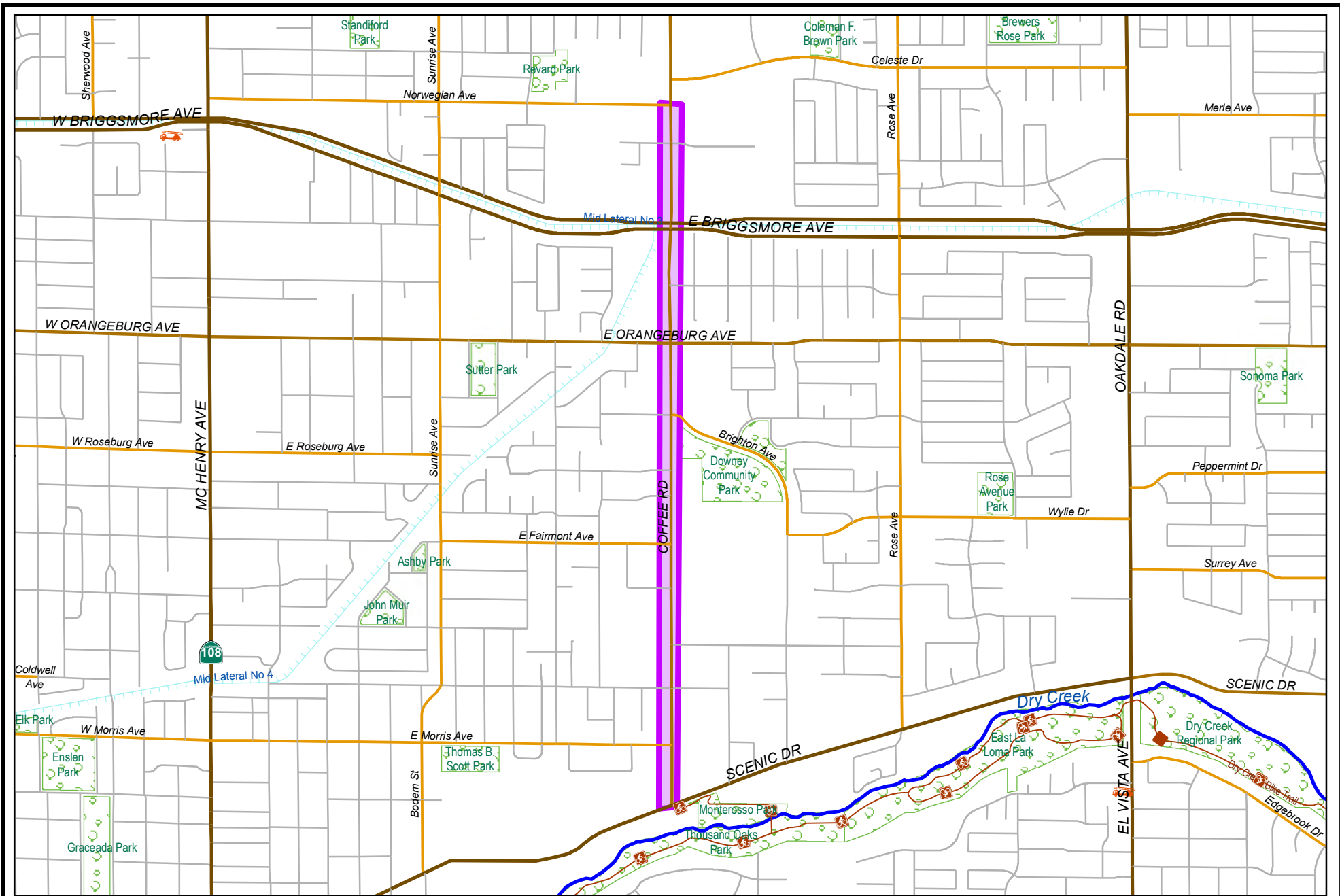
*Proj Desc:* Install 2.2 miles of Class 1 bike path from Carpenter Road overpass to L Street. Additional improvements include installation of a roundabout at the 9th St/Carver intersection and potentially at the 9th/Tully and 9th/Kansas.

*Proj Stat:* Preliminary design has begun.

Revenues	Budget	Actuals+Commit	Available	Prop. Inc./Dec. for 21-22	Bud + Prop. Incr/Decr	Avail.+ Prop. Incr/Decr	22-23	23-24	24-25	25-26	Total Budgeted up to 2026
42148 Intergov - State - Transp Engineering and Design - AHSC (HCD)	6,490,000	0	6,490,000	0	6,490,000	6,490,000	0	0	0	0	6,490,000
<b>Revenue Totals:</b>	<b>6,490,000</b>	<b>0</b>	<b>6,490,000</b>	<b>0</b>	<b>6,490,000</b>	<b>6,490,000</b>	<b>0</b>	<b>0</b>	<b>0</b>	<b>0</b>	<b>6,490,000</b>

Expenditures	Budget	Actual+Commit	Available	Prop. Inc./Dec. for 21-22	Budget+Prop. Inc./Dec.	Avail.+Prop. Inc./Dec.	22-23	23-24	24-25	25-26	Total Budgeted up to 2026
CA Construction Admin	250,000	0	250,000	0	250,000	250,000	0	0	0	0	250,000
CON Construction	4,920,000	0	4,920,000	0	4,920,000	4,920,000	0	0	0	0	4,920,000
CON-Platform CON-Platform	350,000	0	350,000	0	350,000	350,000	0	0	0	0	350,000
CTGY-CIP Contingency - CIP	150,000	0	150,000	0	150,000	150,000	0	0	0	0	150,000
EAH-Bus Passes EAH-Bus Passes	490,000	0	490,000	0	490,000	490,000	0	0	0	0	490,000
EDA Eng/Design/Admin	330,000	0	330,000	0	330,000	330,000	0	0	0	0	330,000
<b>Expenditure Totals:</b>	<b>6,490,000</b>	<b>0</b>	<b>6,490,000</b>	<b>0</b>	<b>6,490,000</b>	<b>6,490,000</b>	<b>0</b>	<b>0</b>	<b>0</b>	<b>0</b>	<b>6,490,000</b>

Fund Balance Required	Budget+Prop. Inc./Dec.	Available+Prop. Inc./Dec.
Capital Grants - CIP Projects-3140	0	0



# City of Modesto

Project #: 101314

CED - Coffee Rd. Pavement Rehabilitation Phase II (Scenic Drive to Norwegian Avenue)



**City of Modesto: 2022-26 Capital Improvement Program**

**CED - Coffee Rd. Pavement Rehabilitaion Phase II (Scenic Drive to Nowegian Avenue)  
(Capital/Non-Capital Mix)**

**101314**

**Capital Un-sponsored**

<i>Cost Center:</i> 14999	<i>Category:</i> Traffic Circulation	<i>Start Date:</i> 2021
<i>Hosting Fund:</i> Measure L - Capital Projects-3300	<i>Type Class:</i> Other Street Project	<i>End Date:</i> 2022
<i>Element Listing:</i> Comm Svcs & Fac	<i>Area:</i> Within City	<i>Status:</i> New
<i>Classification:</i> Improvements	<i>Manager:</i> Soares, Phillip A	<i>Const. Code:</i> New or Future

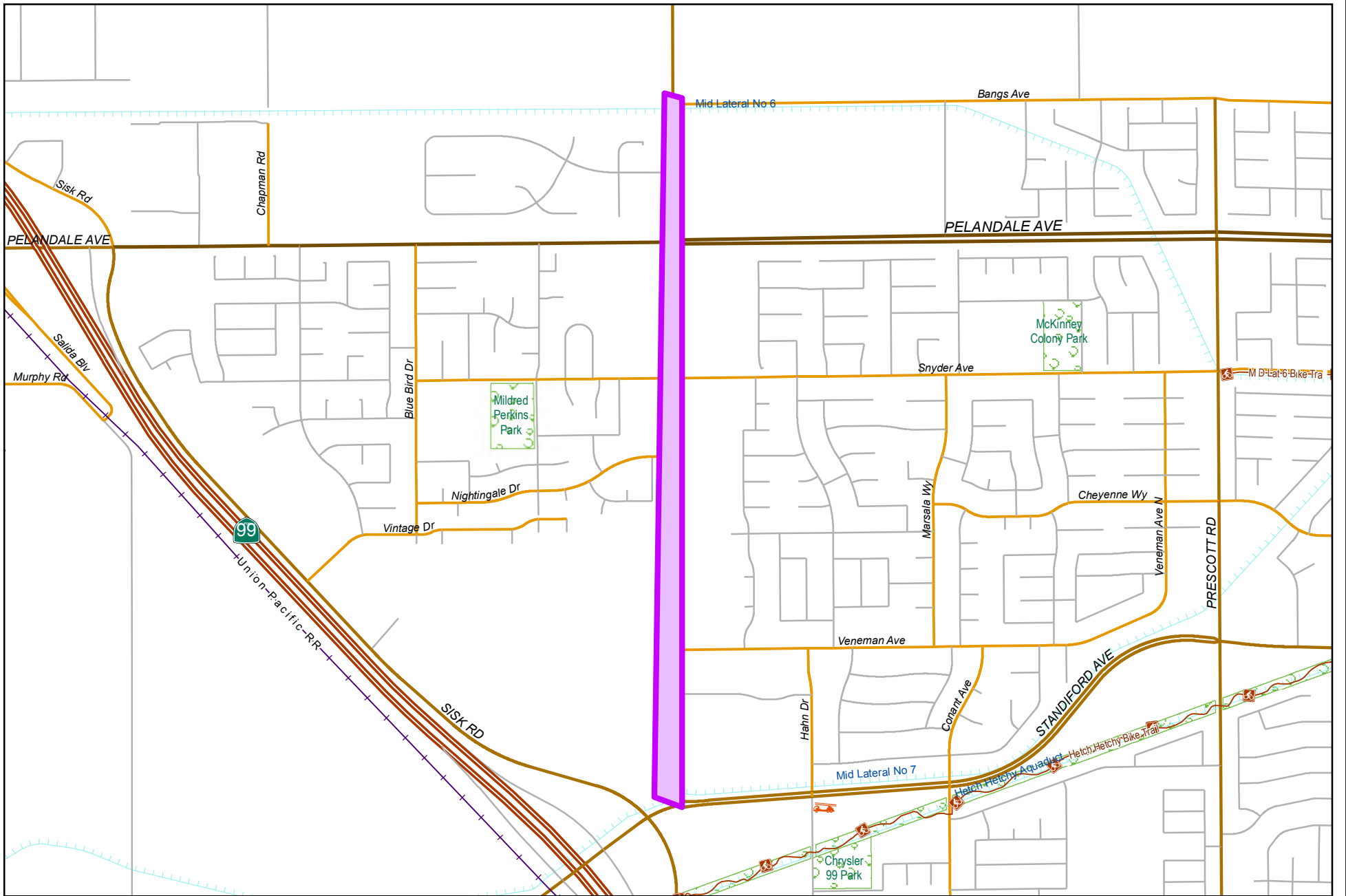
*Proj Desc:* This project is for pavement rehabilitation on Coffee Road from Scenic Drive to Nowegian Avenue, approximately 1.5 centerline miles or 616,000 square feet of pavement. Anticipated improvements include roadway resurfacing and/or reconstruction, new signage and striping, ADA upgrades and improvements neat Thomas Downey High School, and storm drainage system improvements.

*Proj Stat:* Project will begin in FY 21-22.

Revenues	Budget	Actuals+Commit	Available	Prop. Inc./Dec. for 21-22	Bud + Prop. Incr/Decr	Avail.+ Prop. Incr/Decr	22-23	23-24	24-25	25-26	Total Budgeted up to 2026
61410 Transfer In from Fund 1410	0	0	0	2,748,500	2,748,500	2,748,500	0	0	0	0	2,748,500
<b>Revenue Totals:</b>	0	0	0	2,748,500	2,748,500	2,748,500	0	0	0	0	2,748,500

Expenditures	Budget	Actual+Commit	Available	Prop. Inc./Dec. for 21-22	Budget+Prop. Inc./Dec.	Avail.+Prop. Inc./Dec.	22-23	23-24	24-25	25-26	Total Budgeted up to 2026
CA Construction Admin	0	0	0	286,800	286,800	286,800	0	0	0	0	286,800
CON Construction	0	0	0	1,912,000	1,912,000	1,912,000	0	0	0	0	1,912,000
CTGY Contingency - CIP	0	0	0	191,200	191,200	191,200	0	0	0	0	191,200
EDA Eng/Design/Admin	0	0	0	358,500	358,500	358,500	0	0	0	0	358,500
<b>Expenditure Totals:</b>		0	0	2,748,500	2,748,500	2,748,500	0	0	0	0	2,748,500

Fund Balance Required	Budget+Prop. Inc./Dec.	Available+Prop. Inc./Dec.
Measure L - Capital Projects-3300	0	0



# City of Modesto

Project #: 101315

CED - Dale Road Pavement Rehabilitation (Stanford to Bangs)



**City of Modesto: 2022-26 Capital Improvement Program**

**CED - Dale Road Pavement Rehabilitation (Standiford to Bangs) (Capital/Non-Capital Mix)**

**101315**

**Capital Un-sponsored**

<i>Cost Center:</i> 14999	<i>Category:</i> Traffic Circulation	<i>Start Date:</i> 2021
<i>Hosting Fund:</i> Measure L - Capital Projects-3300	<i>Type Class:</i> Other Street Projects	<i>End Date:</i> 2023
<i>Element Listing:</i> Comm Svcs & Fac	<i>Area:</i> Within City	<i>Status:</i> New
<i>Classification:</i> Improvements	<i>Manager:</i> Soares, Phillip A	<i>Const. Code:</i> New or Future

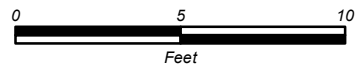

*Proj Desc:* This project is for pavement rehabilitation on Dale Road from Standiford Avenue to Bangs Avenue, approximately 1.3 centerline miles or 450,000 square feet of pavement. Anticipated project improvements include roadway resurfacing and/or reconstruction, new signage and striping, ADA upgrades, and storm drainage system improvements.

*Proj Stat:* This project will begin in FY 21-22.

Revenues	Budget	Actuals+Commit	Available	Prop. Inc./Dec. for 21-22	Bud + Prop. Incr/Decr	Avail.+ Prop. Incr/Decr	22-23	23-24	24-25	25-26	Total Budgeted up to 2026
61410 Transfer In from Fund 1410	0	0	0	285,000	285,000	285,000	0	0	0	0	285,000
<b>Revenue Totals:</b>	0	0	0	285,000	285,000	285,000	0	0	0	0	285,000

Expenditures	Budget	Actual+Commit	Available	Prop. Inc./Dec. for 21-22	Budget+Prop. Inc./Dec.	Avail.+Prop. Inc./Dec.	22-23	23-24	24-25	25-26	Total Budgeted up to 2026
EDA Eng/Design/Admin	0	0	0	285,000	285,000	285,000	0	0	0	0	285,000
<b>Expenditure Totals:</b>		0	0	285,000	285,000	285,000	0	0	0	0	285,000

Fund Balance Required	Budget+Prop. Inc./Dec.	Available+Prop. Inc./Dec.
Measure L - Capital Projects-3300	0	0



**City of Modesto**

Project #: 101317

PW - Carpenter/Maze/Prescott Fiber Drop



**City of Modesto: 2022-26 Capital Improvement Program**

**PW - Carpenter/Maze/Prescott Fiber Drop**

**101317**

**Capital Un-sponsored**

<i>Cost Center:</i> 59999	<i>Category:</i> Traffic Circulation	<i>Start Date:</i> 2021
<i>Hosting Fund:</i> Capital Grants - Streets CIP Projects-3160	<i>Type Class:</i> Traffic Signal Coordination	<i>End Date:</i> 2022
<i>Element Listing:</i> Comm Dev	<i>Area:</i> Within City	<i>Status:</i> New
<i>Classification:</i> Improvements	<i>Manager:</i> Collins, Scott R	<i>Const. Code:</i> New or Future

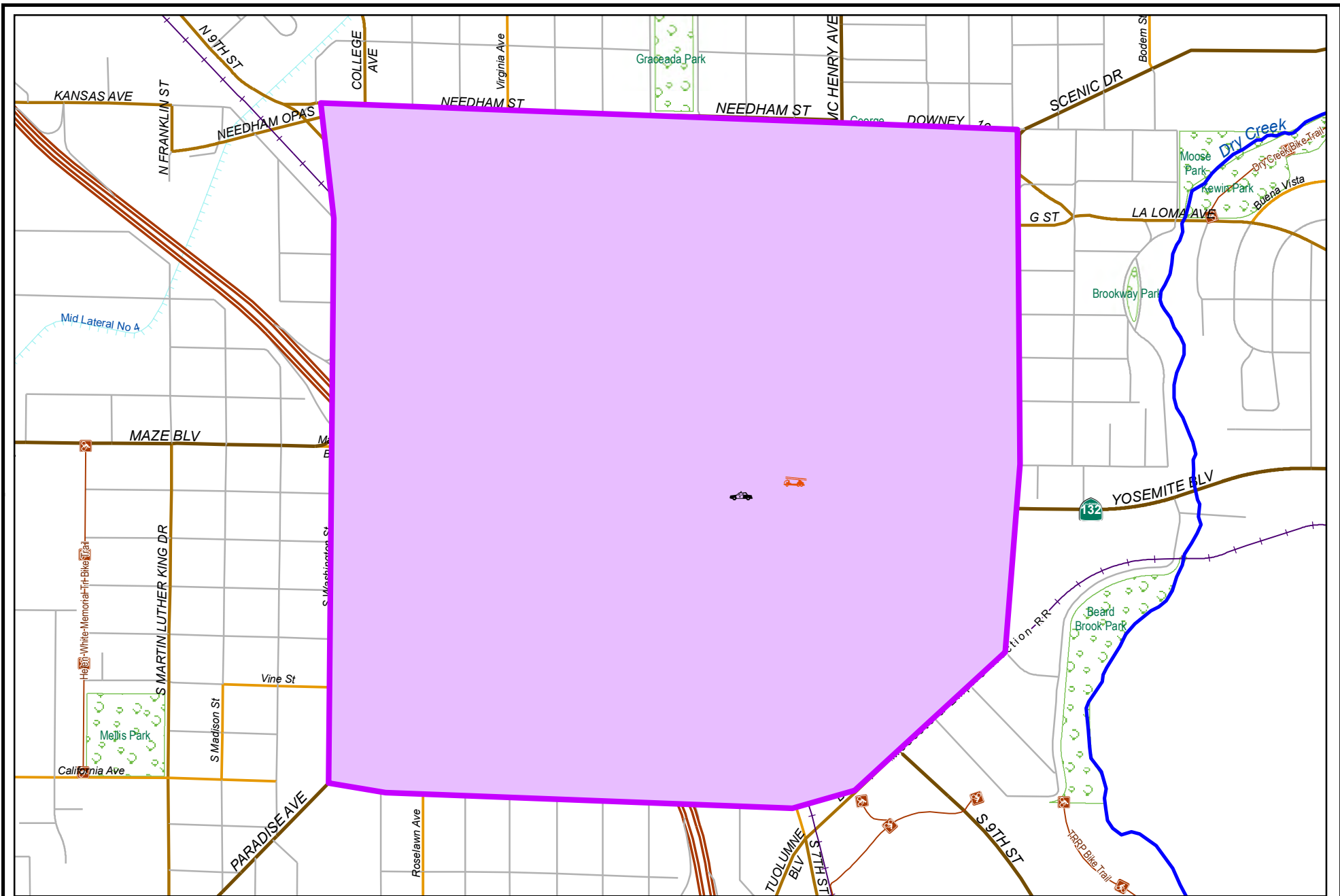
*Proj Desc:* This project is for the installation of fiber optic cable and network switches along Carpenter Road, Prescott Road, and Maze Boulevard to connect traffic signals. New fiber optic cable is increasing the capacity of the amount of data we can transmit and increasing speed of communication.

*Proj Stat:* This project will begin in FY 21-22.

Revenues	Budget	Actuals+Commit	Available	Prop. Inc./Dec. for 21-22	Bud + Prop. Incr/Decr	Avail.+ Prop. Incr/Decr	22-23	23-24	24-25	25-26	Total Budgeted up to 2026
61410 Transfer In from Fund 1410	0	0	0	40,000	40,000	40,000	0	0	0	0	40,000
Revenue Totals:	0	0	0	40,000	40,000	40,000	0	0	0	0	40,000

Expenditures	Budget	Actual+Commit	Available	Prop. Inc./Dec. for 21-22	Budget+Prop. Inc./Dec.	Avail.+Prop. Inc./Dec.	22-23	23-24	24-25	25-26	Total Budgeted up to 2026
EDA Eng/Design/Admin	0	0	0	40,000	40,000	40,000	0	0	0	0	40,000
Expenditure Totals:		0	0	40,000	40,000	40,000	0	0	0	0	40,000

Fund Balance Required	Budget+Prop. Inc./Dec.	Available+Prop. Inc./Dec.
Capital Grants - Streets CIP Projects-3160	0	0



# City of Modesto

Project #: 101318

PW - Fiber Drop Downtown (G & H)



**City of Modesto: 2022-26 Capital Improvement Program**

**PW - Fiber Drop Downtown (G & H)**

**101318**  
**Capital Un-sponsored**

<i>Cost Center:</i> 59999	<i>Category:</i> Traffic Circulation	<i>Start Date:</i> 2021
<i>Hosting Fund:</i> Capital Grants - Streets CIP Projects-3160	<i>Type Class:</i> Traffic Signal Coordination	<i>End Date:</i> 2022
<i>Element Listing:</i> Comm Dev	<i>Area:</i> Within City	<i>Status:</i> New
<i>Classification:</i> Improvements	<i>Manager:</i> Collins, Scott R	<i>Const. Code:</i> New or Future

*Proj Desc:* This project is for the installation of fiber optic cable and network switches in the downtown central business district along G and H street to connect traffic signals. New fiber optic cable is increasing the capacity of the amount of data we can transmit and increasing speed of communication.

*Proj Stat:* The project will begin in FY 21-22.

Revenues	Budget	Actuals+Commit	Available	Prop. Inc./Dec. for 21-22	Bud + Prop. Incr/Decr	Avail.+ Prop. Incr/Decr	22-23	23-24	24-25	25-26	Total Budgeted up to 2026
61410 Transfer In from Fund 1410	0	0	0	30,000	30,000	30,000	0	0	0	0	30,000
Revenue Totals:	0	0	0	30,000	30,000	30,000	0	0	0	0	30,000

Expenditures	Budget	Actual+Commit	Available	Prop. Inc./Dec. for 21-22	Budget+Prop. Inc./Dec.	Avail.+Prop. Inc./Dec.	22-23	23-24	24-25	25-26	Total Budgeted up to 2026
EDA Eng/Design/Admin	0	0	0	30,000	30,000	30,000	0	0	0	0	30,000
Expenditure Totals:		0	0	30,000	30,000	30,000	0	0	0	0	30,000

Fund Balance Required	Budget+Prop. Inc./Dec.	Available+Prop. Inc./Dec.
Capital Grants - Streets CIP Projects-3160	0	0



# City of Modesto

Project #: 101322

PW - Claus Road Signal Coord



**City of Modesto: 2022-26 Capital Improvement Program**

**PW - Claus Road Signal Coordination CMAQ**

**101322**  
**Capital Un-sponsored**

<i>Cost Center:</i> 59999	<i>Category:</i> Traffic Circulation	<i>Start Date:</i> 2021
<i>Hosting Fund:</i> Capital Grants - Streets CIP Projects-3160	<i>Type Class:</i> Traffic Signal Coordination	<i>End Date:</i> 2023
<i>Element Listing:</i> Comm Dev	<i>Area:</i> Within City	<i>Status:</i> New
<i>Classification:</i> Improvements	<i>Manager:</i> Collins, Scott R	<i>Const. Code:</i> New or Future

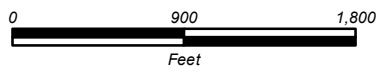
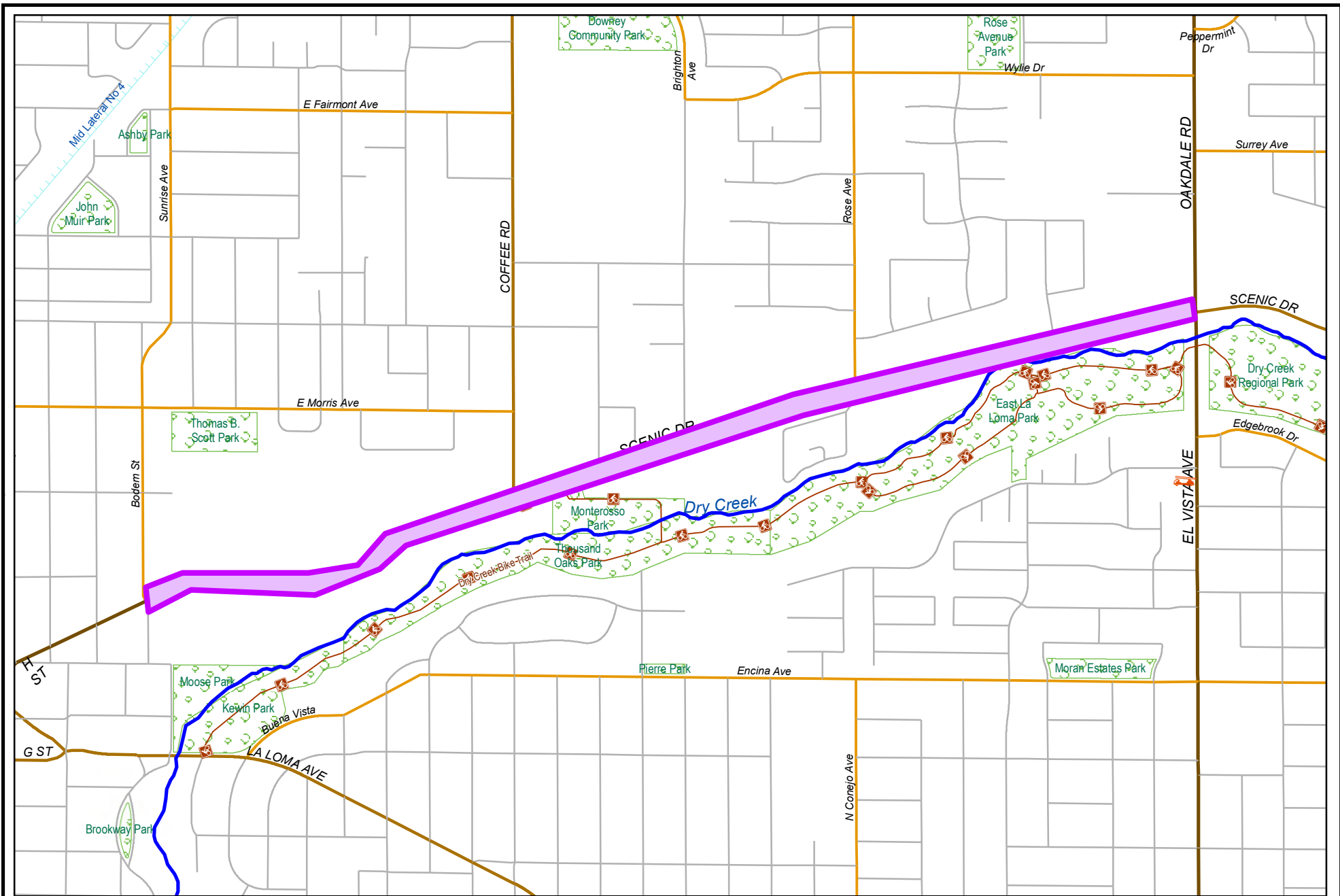
*Proj Desc:* This project is for the installation of new software and hardware upgrades along Claus Road to coordinate signals at Briggsmore, Orangeburg, Scenic, and Creekside to reduce vehicle delay.

*Proj Stat:* Project is new and will begin in FY 21-22.

Revenues	Budget	Actuals+Commit	Available	Prop. Inc./Dec. for 21-22	Bud + Prop. Incr/Decr	Avail.+ Prop. Incr/Decr	22-23	23-24	24-25	25-26	Total Budgeted up to 2026
61410 Transfer In from Fund 1410	27,750	0	27,750	111,000	138,750	138,750	0	0	0	0	138,750
Revenue Totals:	27,750	0	27,750	111,000	138,750	138,750	0	0	0	0	138,750

Expenditures	Budget	Actual+Commit	Available	Prop. Inc./Dec. for 21-22	Budget+Prop. Inc./Dec.	Avail.+Prop. Inc./Dec.	22-23	23-24	24-25	25-26	Total Budgeted up to 2026
CON Construction	0	0	0	111,000	111,000	111,000	0	0	0	0	111,000
EDA Eng/Design/Admin	27,750	0	27,750	0	27,750	27,750	0	0	0	0	27,750
Expenditure Totals:	27,750	0	27,750	111,000	138,750	138,750	0	0	0	0	138,750

Fund Balance Required	Budget+Prop. Inc./Dec.	Available+Prop. Inc./Dec.
Capital Grants - Streets CIP Projects-3160	0	0



# City of Modesto

Project #: 101323

PW - Scenic Dr Signal Coordination



**City of Modesto: 2022-26 Capital Improvement Program**

**PW - Scenic Dr Signal Coordination**

**101323**  
**Capital Un-sponsored**

<i>Cost Center:</i> 59999	<i>Category:</i> Traffic Circulation	<i>Start Date:</i> 2021
<i>Hosting Fund:</i> Capital Grants - Streets CIP Projects-3160	<i>Type Class:</i> Traffic Signal Coordination	<i>End Date:</i> 2023
<i>Element Listing:</i> Comm Dev	<i>Area:</i> Within City	<i>Status:</i> New
<i>Classification:</i> Improvements	<i>Manager:</i> Collins, Scott R	<i>Const. Code:</i> New or Future

*Proj Desc:* This project is for the installation of new software and hardware upgrades along Scenic Drive to coordinate signals at Bodem, Rose, Coffee, and Oakdale to reduce vehicle delay.

*Proj Stat:* Project is new and will begin in FY 21-22.

Revenues	Budget	Actuals+Commit	Available	Prop. Inc./Dec. for 21-22	Bud + Prop. Incr/Decr	Avail.+ Prop. Incr/Decr	22-23	23-24	24-25	25-26	Total Budgeted up to 2026
61410 Transfer In from Fund 1410	37,000	0	37,000	148,000	185,000	185,000	0	0	0	0	185,000
Revenue Totals:	37,000	0	37,000	148,000	185,000	185,000	0	0	0	0	185,000

Expenditures	Budget	Actual+Commit	Available	Prop. Inc./Dec. for 21-22	Budget+Prop. Inc./Dec.	Avail.+Prop. Inc./Dec.	22-23	23-24	24-25	25-26	Total Budgeted up to 2026
CON Construction	0	0	0	148,000	148,000	148,000	0	0	0	0	148,000
EDA Eng/Design/Admin	37,000	0	37,000	0	37,000	37,000	0	0	0	0	37,000
Expenditure Totals:	37,000	0	37,000	148,000	185,000	185,000	0	0	0	0	185,000

Fund Balance Required	Budget+Prop. Inc./Dec.	Available+Prop. Inc./Dec.
Capital Grants - Streets CIP Projects-3160	0	0

## TRANSIT

---

### SYSTEM OVERVIEW

The City transit system provides a variety of services, including fixed-route, commuter and demand response transportation. The transit system also provides connections to Stanislaus Regional Transit (StaRT), Amtrak, Greyhound buses and taxicabs. Beginning in July 2021, transit services will be operated by the Stanislaus Regional Transit Authority which is a joint powers agency between the City and the County.

The City owns and maintains Bus Maintenance Facility, Downtown Transportation Center and Amtrak Station. A private contractor provides bus drivers, dispatchers, supervisors, customer service and management.

Capital needs for the facilities are met through a combination of sources, including the Federal Transit Administration (FTA), the California Transportation Development Act (TDA) which includes Local Transportation Fund (LTF) and State Transit Assistance (STA), Measure L, and other California transit funds.

#### Bus Maintenance Facility

The Bus Maintenance Facility is located 1609 8<sup>th</sup> St. The facility functions as the maintenance and storage center for the public transit system.



#### Modesto Transportation Center

The Transportation Center, located in downtown Modesto, occupies the property between I Street, K Street, 9<sup>th</sup> Street, and the Union Pacific Railroad (UPRR) tracks. The Center functions as the downtown transfer terminal for the public transit system.

#### Amtrak

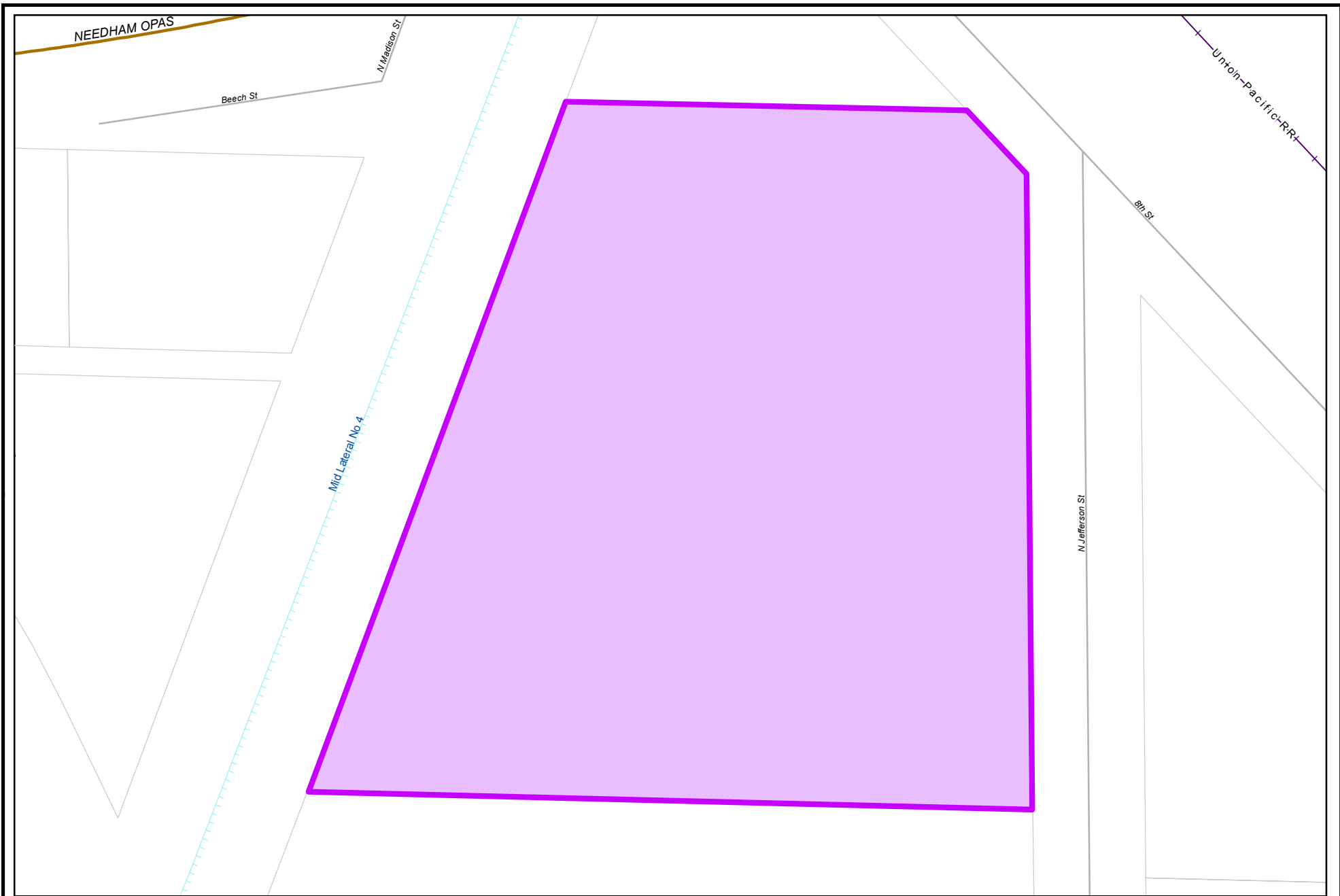
The Modesto Amtrak Station is located at East Briggsmore and Held Drive. The facility serves Amtrak San Joaquin trains and public transit buses.

### MAJOR ACCOMPLISHMENTS IN FY20/21

- Staff continued work on the improvement project for the Transportation Center, working with the FTA and the State Historic Preservation Office (SHPO) to make modifications to the historic building.
- Construction finished on the Amtrak station north parking lot
- Upgraded bus stops with passenger shelters
- Replaced motor coaches for use on the BART Commuter Express route
- Replaced buses for 3 MAX buses that have exceeded their useful life
- Started repairs to the roof and restrooms at the Amtrak Station

**HIGHLIGHTS FOR FY 21/22**

- Begin construction on the upgrades the Downtown Transportation Center to improve the facility
- Complete repairs to the roof and restrooms at the Amtrak Station



# City of Modesto

Project #: 100964

PW - Bus Maintenance Facility Improvements



**City of Modesto: 2022-26 Capital Improvement Program**

**PW - Bus Maintenance Facility Improvements**

**100964**

**Capital Un-sponsored**

<i>Cost Center:</i> 59999	<i>Category:</i> Transit	<i>Start Date:</i>
<i>Hosting Fund:</i> Bus Fixed Route Fund-4510	<i>Type Class:</i>	<i>End Date:</i>
<i>Element Listing:</i> Comm Svcs & Fac	<i>Area:</i> Within City	<i>Status:</i> New
<i>Classification:</i> Improvements	<i>Manager:</i> Barth, Adam M	<i>Const. Code:</i> New or Future

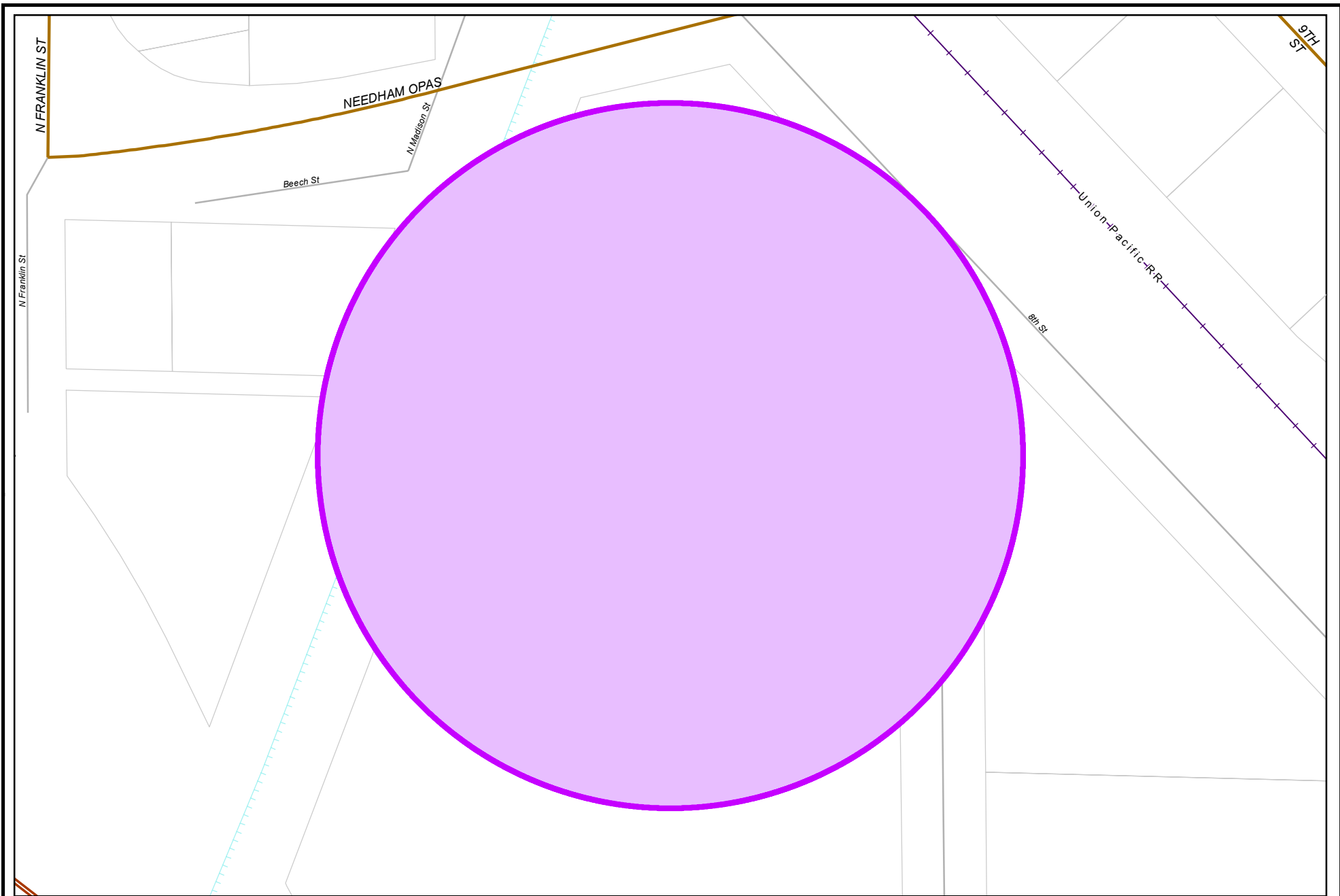
*Proj Desc:* Improvements to the Bus Maintenance Facility will include the installation of a shade structure off of the west of the building to keep the direct sun off of bay doors which will lower energy requirements to cool down the building. Purchasing a boom lift to make building maintenance safer and easier, and a floor machine to make maintenance quicker. These improvements will extend the life of the facility and will make workers job safer and more efficient.

*Proj Stat:* Plans and specifications for the construction of the canopy structure project authorized by Council on June 27, 2017. Construction contract awarded to Docon Inc., Ceres, CA. - Structure Completed - Project completed, in warranty period.

Revenues	Budget	Actuals+Commit	Available	Prop. Inc./Dec. for 21-22	Bud + Prop. Incr/Decr	Avail.+ Prop. Incr/Decr	22-23	23-24	24-25	25-26	Total Budgeted up to 2026
42013 Intergov - Federal - Federal Transit Administration	0	0	0	0	0	0	0	0	0	0	0
42014 Intergov - Federal - Federal Transit Administration - Capital-related	896,428	896,428	0	0	896,428	0	0	0	0	0	896,428
42125 Intergov - State - LTF - Prior Year Carryover - Capital Related	16,552	16,552	0	0	16,552	0	0	0	0	0	16,552
64530 Transfer In from Fund 4530	0	0	0	0	0	0	0	0	0	0	0
<b>Revenue Totals:</b>	<b>912,980</b>	<b>912,980</b>	<b>0</b>	<b>0</b>	<b>912,980</b>	<b>0</b>	<b>0</b>	<b>0</b>	<b>0</b>	<b>0</b>	<b>1,097,980</b>

Expenditures	Budget	Actual+Commit	Available	Prop. Inc./Dec. for 21-22	Budget+Prop. Inc./Dec.	Avail.+Prop. Inc./Dec.	22-23	23-24	24-25	25-26	Total Budgeted up to 2026
CA Construction Admin	47,125	47,124	1	0	47,125	1	0	0	0	0	47,125
CON Construction	530,000	530,000	0	0	530,000	0	0	0	0	0	530,000
CTGY Contingency - CI	49,912	49,911	1	0	49,912	1	0	0	0	0	49,912
EA Equip Acquisition	119,149	119,148	1	0	119,149	1	0	0	0	0	119,149
EDA Eng/Design/Admin	72,405	72,404	1	0	72,405	1	0	0	0	0	72,405
OC Other Cost - CIP	94,394	94,393	1	0	94,394	1	0	0	0	0	94,394
<b>Expenditure Totals:</b>	<b>912,985</b>	<b>912,980</b>	<b>5</b>	<b>0</b>	<b>912,985</b>	<b>5</b>	<b>0</b>	<b>0</b>	<b>0</b>	<b>0</b>	<b>912,985</b>

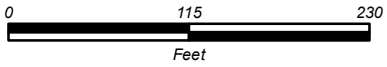
<b>Fund Balance Required</b>	Budget+Prop. Inc./Dec.	Available+Prop. Inc./Dec.
Bus Fixed Route Fund-4510	5	5



**City of Modesto**

Project #: 100982

PW - MAX - Intelligent Transportation System equipment purchase and installation.



**City of Modesto: 2022-26 Capital Improvement Program**

**PW - MAX - Intelligent Transportation System equipment purchase and installation.**

**100982**

**Capital Un-sponsored**

<i>Cost Center:</i> 59999	<i>Category:</i> Transit	<i>Start Date:</i>
<i>Hosting Fund:</i> Bus Fixed Route Fund-4510	<i>Type Class:</i>	<i>End Date:</i>
<i>Element Listing:</i> Comm Svcs & Fac	<i>Area:</i> Within City	<i>Status:</i> New
<i>Classification:</i> Improvements	<i>Manager:</i> Barth, Adam M	<i>Const. Code:</i> Not Awarded

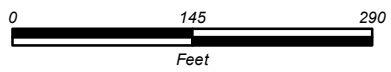
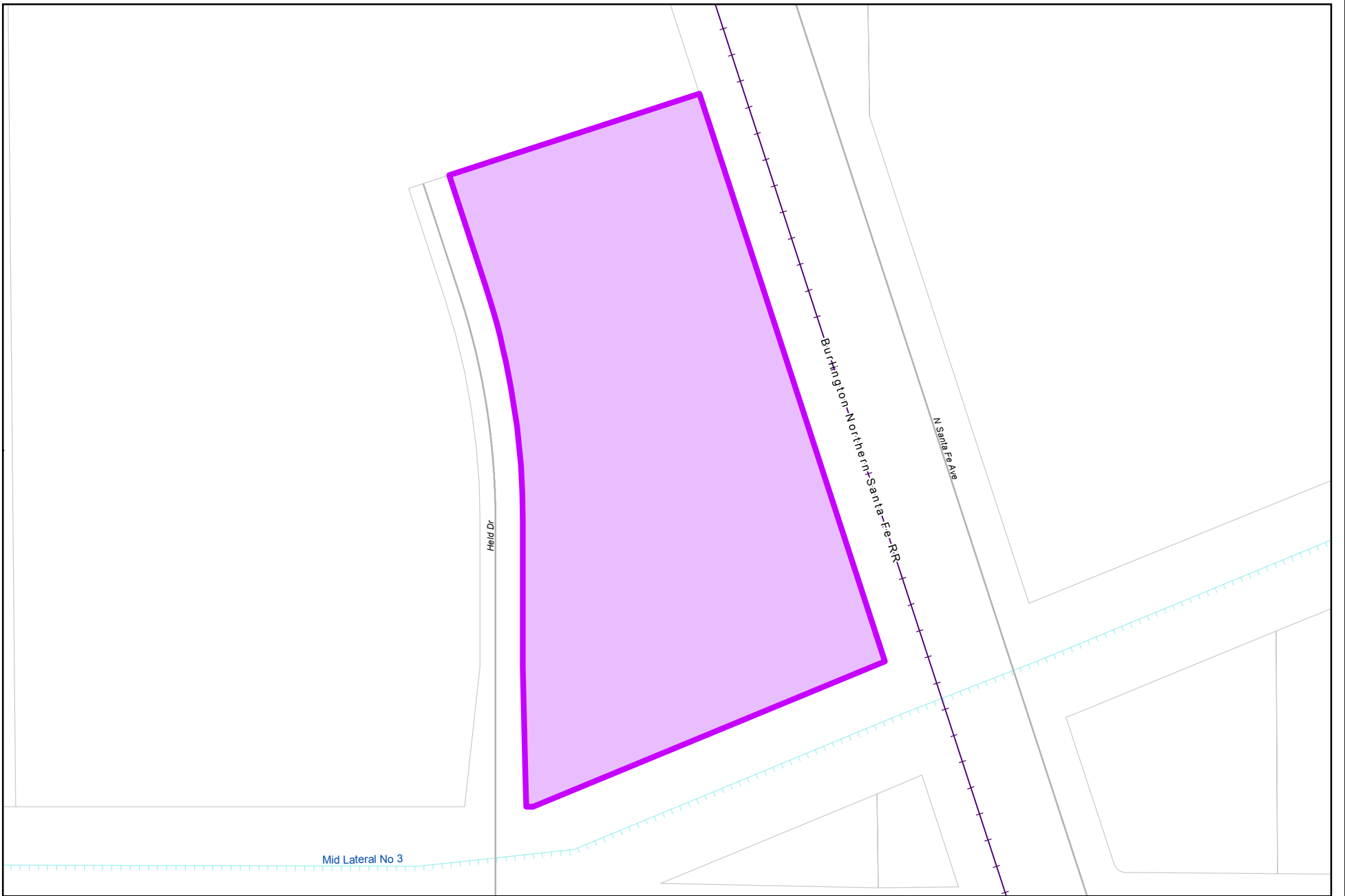
*Proj Desc:* Purchase and Installation of Intelligent Transportation System (ITS) equipment for the entire fleet of MAX buses. This ITS equipment could enable the fleet of buses to transmit location information to be displayed to the public. This project will be funded with PROP 1B funds awarded to transti under the PTMISEA account.

*Proj Stat:* Funds will be used to purchase AVL equipment for electric bus fleet.

Revenues	Budget	Actuals+Commit	Available	Prop. Inc./Dec. for 21-22	Bud + Prop. Incr/Decr	Avail.+ Prop. Incr/Decr	22-23	23-24	24-25	25-26	Total Budgeted up to 2026
42013 Intergov - Federal - Federal Transit Administration	110,000	0	110,000	0	110,000	110,000	0	0	0	0	110,000
42107 Intergov - State - LTF - Current Year	37,149	53,432	-16,283	0	37,149	-16,283	0	0	0	0	37,149
42117 Intergov - State - Prop 1B - Capital-related	508,227	507,670	557	0	508,227	557	0	0	0	0	508,227
42193 Intergov - State - Prop 1B - PTMISEA	73,140	0	73,140	0	73,140	73,140	0	0	0	0	73,140
42423 Intergov-Local-Escalon	63,000	0	63,000	0	63,000	63,000	0	0	0	0	63,000
<b>Revenue Totals:</b>	<b>791,516</b>	<b>561,102</b>	<b>230,414</b>	<b>0</b>	<b>791,516</b>	<b>230,414</b>	<b>0</b>	<b>0</b>	<b>0</b>	<b>0</b>	<b>791,516</b>

Expenditures	Budget	Actual+Commit	Available	Prop. Inc./Dec. for 21-22	Budget+Prop. Inc./Dec.	Avail.+Prop. Inc./Dec.	22-23	23-24	24-25	25-26	Total Budgeted up to 2026
Appr Unit C Discretionary Expens	0	1,288	-1,288	0	0	-1,288	0	0	0	0	0
Appr Unit D Transfers Out	0	0	0	0	0	0	0	0	0	0	0
EA Equip Acquisition	671,255	649,179	22,076	0	671,255	22,076	0	0	0	0	671,255
F-CTGY Finance Contingency	0	0	0	0	0	0	0	0	0	0	0
OC Other Cost - CIP	67,393	58,599	8,794	0	67,393	8,794	0	0	0	0	67,393
<b>Expenditure Totals:</b>	<b>738,648</b>	<b>709,065</b>	<b>29,583</b>	<b>0</b>	<b>738,648</b>	<b>29,583</b>	<b>0</b>	<b>0</b>	<b>0</b>	<b>0</b>	<b>738,648</b>

<b>Fund Balance Required</b>	Budget+Prop. Inc./Dec.	Available+Prop. Inc./Dec.
Bus Fixed Route Fund-4510	-52,868	-200,831



**City of Modesto**

Project #: 101014

PW - Amtrak North Parking Lot Expansion



**City of Modesto: 2022-26 Capital Improvement Program**

**PW - Amtrak North Parking Lot Expansion**

**101014**  
**Capital Un-sponsored**

<i>Cost Center:</i> 59999	<i>Category:</i> Transit	<i>Start Date:</i>
<i>Hosting Fund:</i> Bus Fixed Route Fund-4510	<i>Type Class:</i>	<i>End Date:</i>
<i>Element Listing:</i> Comm Svcs & Fac	<i>Area:</i> Within City	<i>Status:</i> Future
<i>Classification:</i> Improvements	<i>Manager:</i> Barth, Adam M	<i>Const. Code:</i> New or Future

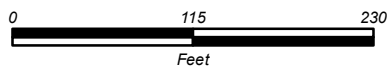
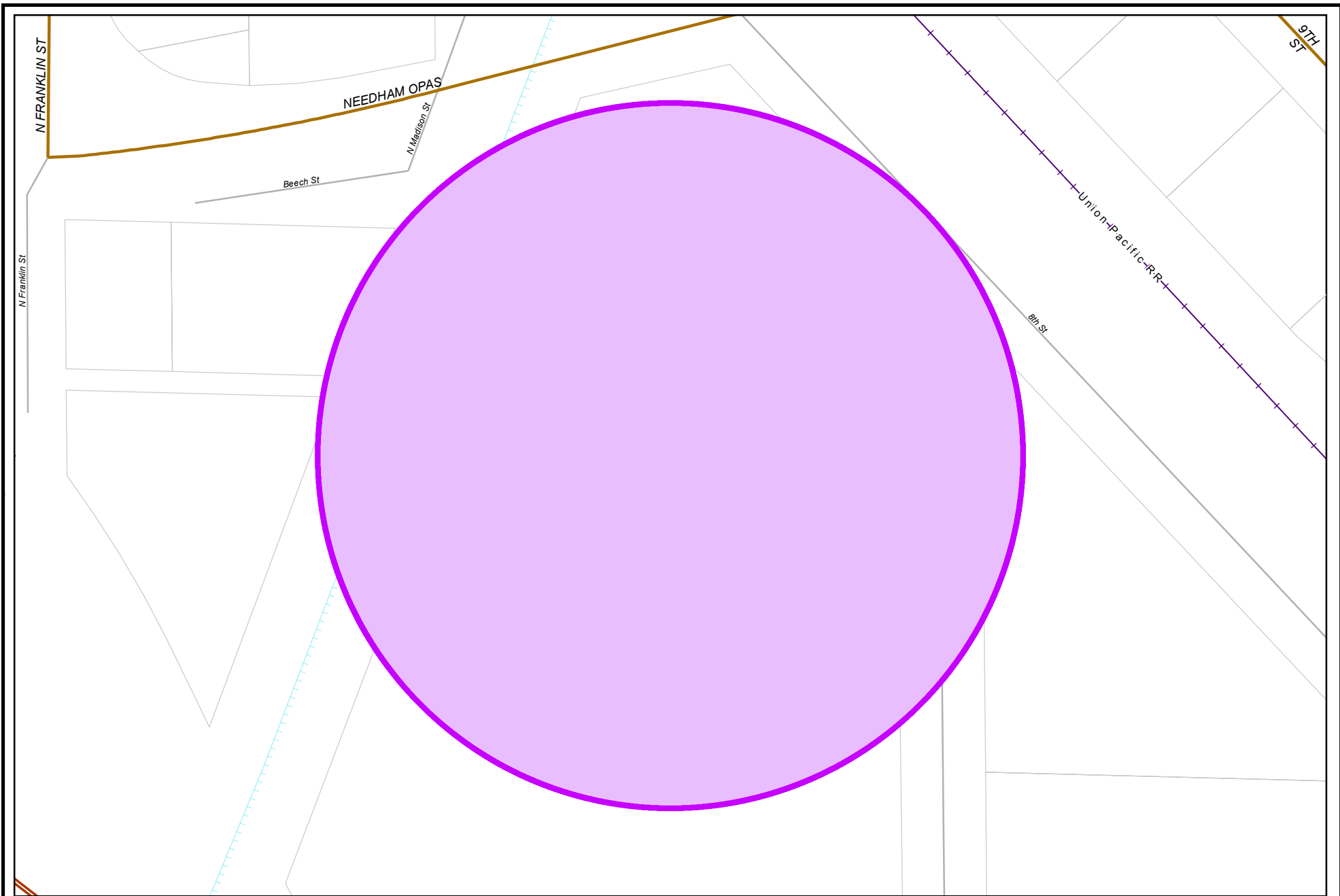
*Proj Desc:* This project will increase the size of the existing parking lot at the Amtrak station to accommodate increased use of the station. During several holiday periods throughout the year the existing parking lot is unable to accommodate the number of vehicles that need to be parked there.

*Proj Stat:* Agreement for the construction phase of the project has been authorized by City Council on November 2018.

Revenues	Budget	Actuals+Commit	Available	Prop. Inc./Dec. for 21-22	Bud + Prop. Incr/Decr	Avail.+ Prop. Incr/Decr	22-23	23-24	24-25	25-26	Total Budgeted up to 2026
42116 Intergov - State - LTF - Capital-related	700,445	196,724	503,721	0	700,445	503,721	0	0	0	0	700,445
<b>Revenue Totals:</b>	<b>700,445</b>	<b>196,724</b>	<b>503,721</b>	<b>0</b>	<b>700,445</b>	<b>503,721</b>	<b>0</b>	<b>0</b>	<b>0</b>	<b>0</b>	<b>700,445</b>

Expenditures	Budget	Actual+Commit	Available	Prop. Inc./Dec. for 21-22	Budget+Prop. Inc./Dec.	Avail.+Prop. Inc./Dec.	22-23	23-24	24-25	25-26	Total Budgeted up to 2026
CA Construction Admin	106,390	121,902	-15,512	0	106,390	-15,512	0	0	0	0	106,390
CC Consultant Charges	2,500	0	2,500	0	2,500	2,500	0	0	0	0	2,500
CCF City Construct Force	4,164	1,047	3,117	0	4,164	3,117	0	0	0	0	4,164
CON Construction	443,821	434,400	9,421	0	443,821	9,421	0	0	0	0	443,821
CTGY-CIP Contingency - CIP	44,190	2,200	41,990	0	44,190	41,990	0	0	0	0	44,190
EDA Eng/Design/Admin	99,380	99,443	-63	0	99,380	-63	0	0	0	0	99,380
<b>Expenditure Totals:</b>	<b>700,445</b>	<b>658,991</b>	<b>41,454</b>	<b>0</b>	<b>700,445</b>	<b>41,454</b>	<b>0</b>	<b>0</b>	<b>0</b>	<b>0</b>	<b>700,445</b>

<b>Fund Balance Required</b>	Budget+Prop. Inc./Dec.	Available+Prop. Inc./Dec.
Bus Fixed Route Fund-4510	0	-462,267



# City of Modesto

Project #: 101022

PW - Bus Maintenance Facility - Parts Storage Room Upgrade



**City of Modesto: 2022-26 Capital Improvement Program**

**PW - Bus Maintenance Facility - Parts Storage Room Upgrade**

**101022**

**Capital Un-sponsored**

<i>Cost Center:</i> 59999	<i>Category:</i> Transit	<i>Start Date:</i>
<i>Hosting Fund:</i> Bus Fixed Route Fund-4510	<i>Type Class:</i>	<i>End Date:</i>
<i>Element Listing:</i> Comm Svcs & Fac	<i>Area:</i> Within City	<i>Status:</i> New
<i>Classification:</i> Improvements	<i>Manager:</i> Ciotau, Cristian C	<i>Const. Code:</i> New or Future

*Proj Desc:* The new building addition is approximately 3,250 SF that will be located adjacent to the existing bus maintenance facility and will include a corridor, parts storage and parts counter area. Primary structure of the addition will be pre-fabricated metal building. The new building will provide additional storage capacity.

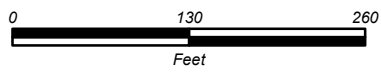
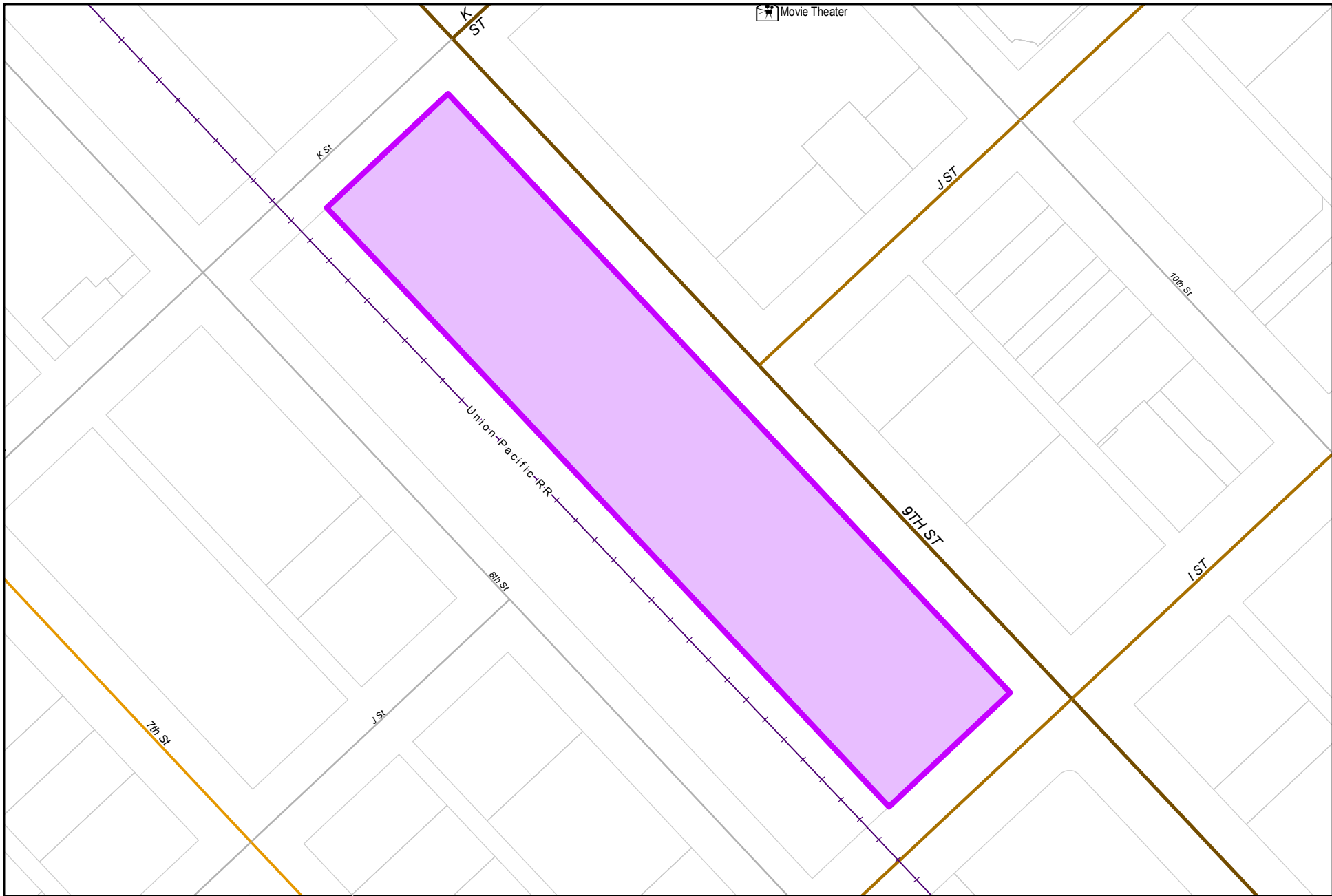
*Proj Stat:* on August 2017 an agreement was authorized to hire Pires, Lipomi and Navarro architects for the design of the storage room. Project is currently under design phase.

Revenues	Budget	Actuals+Commit	Available	Prop. Inc./Dec. for 21-22	Bud + Prop. Incr/Decr	Avail.+ Prop. Incr/Decr	22-23	23-24	24-25	25-26	Total Budgeted up to 2026
42014 Intergov - Federal - Federal Transit Administration - Capital-related	1,337,463	256,239	1,081,224	0	1,337,463	1,081,224	0	0	0	0	1,337,463
42107 Intergov - State - LTF - Current Year	155,779	0	155,779	0	155,779	155,779	0	0	0	0	155,779
42116 Intergov - State - LTF - Capital-related	0	3	-3	0	0	-3	0	0	0	0	0
65400 Transfer In from Fund 5400	266,066	0	266,066	0	266,066	266,066	0	0	0	0	266,066
<b>Revenue Totals:</b>	<b>1,759,308</b>	<b>256,242</b>	<b>1,503,066</b>	<b>0</b>	<b>1,759,308</b>	<b>1,503,066</b>	<b>0</b>	<b>0</b>	<b>0</b>	<b>0</b>	<b>2,459,753</b>

Expenditures	Budget	Actual+Commit	Available	Prop. Inc./Dec. for 21-22	Budget+Prop. Inc./Dec.	Avail.+Prop. Inc./Dec.	22-23	23-24	24-25	25-26	Total Budgeted up to 2026
CA Construction Admin	183,218	157,738	25,480	0	183,218	25,480	0	0	0	0	183,218
CCF City Construct Force	27,512	27,075	437	0	27,512	437	0	0	0	0	27,512
CON Construction	1,320,842	1,320,842	0	0	1,320,842	0	0	0	0	0	1,320,842
CTGY-CIP Contingency - CIP	104,164	0	104,164	0	104,164	104,164	0	0	0	0	104,164
EDA Eng/Design/Admin	123,573	94,937	28,636	0	123,573	28,636	0	0	0	0	123,573
OC Other Cost - CIP	0	0	0	0	0	0	0	0	0	0	0
<b>Expenditure Totals:</b>	<b>1,759,309</b>	<b>1,600,591</b>	<b>158,718</b>	<b>0</b>	<b>1,759,309</b>	<b>158,718</b>	<b>0</b>	<b>0</b>	<b>0</b>	<b>0</b>	<b>1,759,309</b>

Fund Balance Required	Budget+Prop. Inc./Dec.	Available+Prop. Inc./Dec.
Bus Fixed Route Fund-4510	1	-1,344,348

Movie Theater



# City of Modesto

Project #: 101045

PW - Downtown Transit Center Improv



**City of Modesto: 2022-26 Capital Improvement Program**

**PW - Downtown Transit Center Improv**

**101045**

**Capital Un-sponsored**

<i>Cost Center:</i> 59999	<i>Category:</i> Transit	<i>Start Date:</i>
<i>Hosting Fund:</i> Bus Fixed Route Fund-4510	<i>Type Class:</i>	<i>End Date:</i>
<i>Element Listing:</i> Comm Svcs & Fac	<i>Area:</i> Within City	<i>Status:</i> New
<i>Classification:</i> Improvements	<i>Manager:</i> Barth, Adam M	<i>Const. Code:</i> Not Awarded

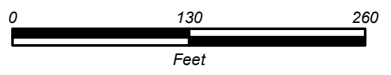
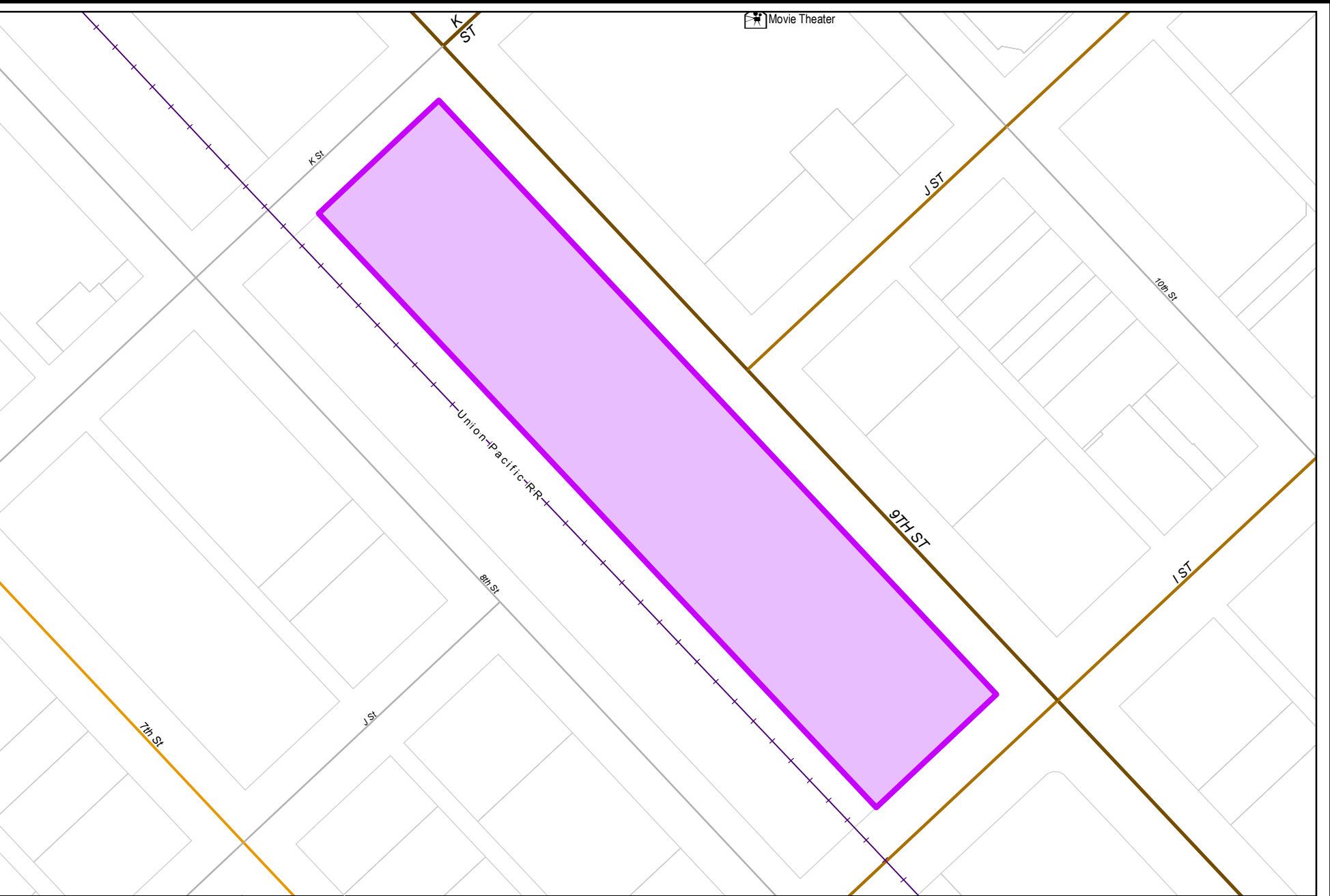
*Proj Desc:* The scope of this project includes the expansion and reconfiguration of the existing customer service and operational administrative space. The customer service space will be moved to the main lobby where there is a historical customer service window. This will allow more area for customers to wait in a comfortable environment. Also, an additional customer service window will allow quicker service for fare media sales and transit questions. A StART and Altamont Commuter Express (ACE) request customer service and administrative space, this new area could be reconfigured to accommodate those requests.

*Proj Stat:* Grants awarded for to fund this project. Project is in the design phase.

Revenues	Budget	Actuals+Commit	Available	Prop. Inc./Dec. for 21-22	Bud + Prop. Incr/Decr	Avail.+ Prop. Incr/Decr	22-23	23-24	24-25	25-26	Total Budgeted up to 2026
42125 Intergov - State - LTF - Prior Year Carryover - Capital Related	69,151	62,756	6,395	0	69,151	6,395	0	0	0	0	69,151
42446 Intergov - State - Low Carbon Transit Operations Program - Capital	255,849	-62,756	318,605	0	255,849	318,605	0	0	0	0	255,849
<b>Revenue Totals:</b>	<b>325,000</b>	<b>0</b>	<b>325,000</b>	<b>0</b>	<b>325,000</b>	<b>325,000</b>	<b>0</b>	<b>0</b>	<b>0</b>	<b>0</b>	<b>325,000</b>

Expenditures	Budget	Actual+Commit	Available	Prop. Inc./Dec. for 21-22	Budget+Prop. Inc./Dec.	Avail.+Prop. Inc./Dec.	22-23	23-24	24-25	25-26	Total Budgeted up to 2026
CA Construction Admin	30,000	0	30,000	0	30,000	30,000	0	0	0	0	30,000
CON Construction	200,000	7,351	192,649	0	200,000	192,649	0	0	0	0	200,000
CTGY-CIP Contingency - CIP	25,000	0	25,000	0	25,000	25,000	0	0	0	0	25,000
EDA Eng/Design/Admin	70,000	64,180	5,820	0	70,000	5,820	0	0	0	0	70,000
<b>Expenditure Totals:</b>	<b>325,000</b>	<b>71,531</b>	<b>253,469</b>	<b>0</b>	<b>325,000</b>	<b>253,469</b>	<b>0</b>	<b>0</b>	<b>0</b>	<b>0</b>	<b>325,000</b>

Fund Balance Required	Budget+Prop. Inc./Dec.	Available+Prop. Inc./Dec.
Bus Fixed Route Fund-4510	0	-71,531



# City of Modesto

Project #: 101095

PW - Facilities Improvement - Transit Center Phase 1



**City of Modesto: 2022-26 Capital Improvement Program**

**PW - Facilities Improvement -Transit Center Phase 1**

**101095**  
**Capital Un-sponsored**

<i>Cost Center:</i> 59999	<i>Category:</i> Transit	<i>Start Date:</i>
<i>Hosting Fund:</i> Bus Fixed Route Fund-4510	<i>Type Class:</i>	<i>End Date:</i>
<i>Element Listing:</i> Comm Svcs & Fac	<i>Area:</i> Within City	<i>Status:</i> Active
<i>Classification:</i> Improvements	<i>Manager:</i> Barth, Adam M	<i>Const. Code:</i> New or Future

*Proj Desc:* The improvements to the Transportation Center are in preparation on future operations of the Altamont Corridor Express to Modesto.

The improvements focused on the interior/exterior part of the station and the Transportation Center grounds. They will also upgrade the facility to make it safer, comfortable, and a pleasant place for people to come and use various public transportation modes, including ACE. The City wants the Transportation Center to feel inviting,.

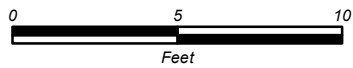

The improvements focused on improving safety and security at the Transportation Center and include lighting, cameras, and fencing. Another part of the safety improvements are giving the facility a face-lift, including paint, facility repairs, and better landscaping, which will also help promote a safer environment at the Transportation Center. The project list was developed in conjunction with AECOM, ACE, and StanCOG.

*Proj Stat:* LTF grants awarded and funds have been received to fund this project. Project is currently in design phase. Construction contract award pending Council authorization.,

Revenues	Budget	Actuals+Commit	Available	Prop. Inc./Dec. for 21-22	Bud + Prop. Incr/Decr	Avail.+ Prop. Incr/Decr	22-23	23-24	24-25	25-26	Total Budgeted up to 2026
42014 Intergov - Federal - Federal Transit Administration - Capital-related	1,014,188	0	1,014,188	0	1,014,188	1,014,188	0	0	0	0	1,014,188
42114 Intergov - State - SB1 - State of Good Repair	32,364	32,364	0	0	32,364	0	0	0	0	0	32,364
42119 Intertgov - State - LTF - Capital Related - Regional Funds Claim	4,593,540	209,732	4,383,808	0	4,593,540	4,383,808	0	0	0	0	4,593,540
<b>Revenue Totals:</b>	<b>5,640,092</b>	<b>242,096</b>	<b>5,397,996</b>	<b>0</b>	<b>5,640,092</b>	<b>5,397,996</b>	<b>0</b>	<b>0</b>	<b>0</b>	<b>0</b>	<b>5,640,092</b>

Expenditures	Budget	Actual+Commit	Available	Prop. Inc./Dec. for 21-22	Budget+Prop. Inc./Dec.	Avail.+Prop. Inc./Dec.	22-23	23-24	24-25	25-26	Total Budgeted up to 2026
CON Construction	5,116,548	0	5,116,548	0	5,116,548	5,116,548	0	0	0	0	5,116,548
EDA Eng/Design/Admin	523,544	350,996	172,548	0	523,544	172,548	0	0	0	0	523,544
<b>Expenditure Totals:</b>	<b>5,640,092</b>	<b>350,996</b>	<b>5,289,096</b>	<b>0</b>	<b>5,640,092</b>	<b>5,289,096</b>	<b>0</b>	<b>0</b>	<b>0</b>	<b>0</b>	<b>5,640,092</b>

Fund Balance Required	Budget+Prop. Inc./Dec.	Available+Prop. Inc./Dec.
Bus Fixed Route Fund-4510	0	-108,901



**City of Modesto**

Project #: 101096

PW - MAX Mobility Facility



**City of Modesto: 2022-26 Capital Improvement Program**

**PW - MAX Mobility Building**

**101096**  
**Capital Un-sponsored**

<i>Cost Center:</i> 59999	<i>Category:</i> Transit	<i>Start Date:</i>
<i>Hosting Fund:</i> Bus Fixed Route Fund-4510	<i>Type Class:</i> Transit	<i>End Date:</i>
<i>Element Listing:</i> Comm Svcs & Fac	<i>Area:</i> Within City	<i>Status:</i> New
<i>Classification:</i> Improvements	<i>Manager:</i> Barth, Adam M	<i>Const. Code:</i> New or Future

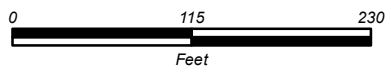
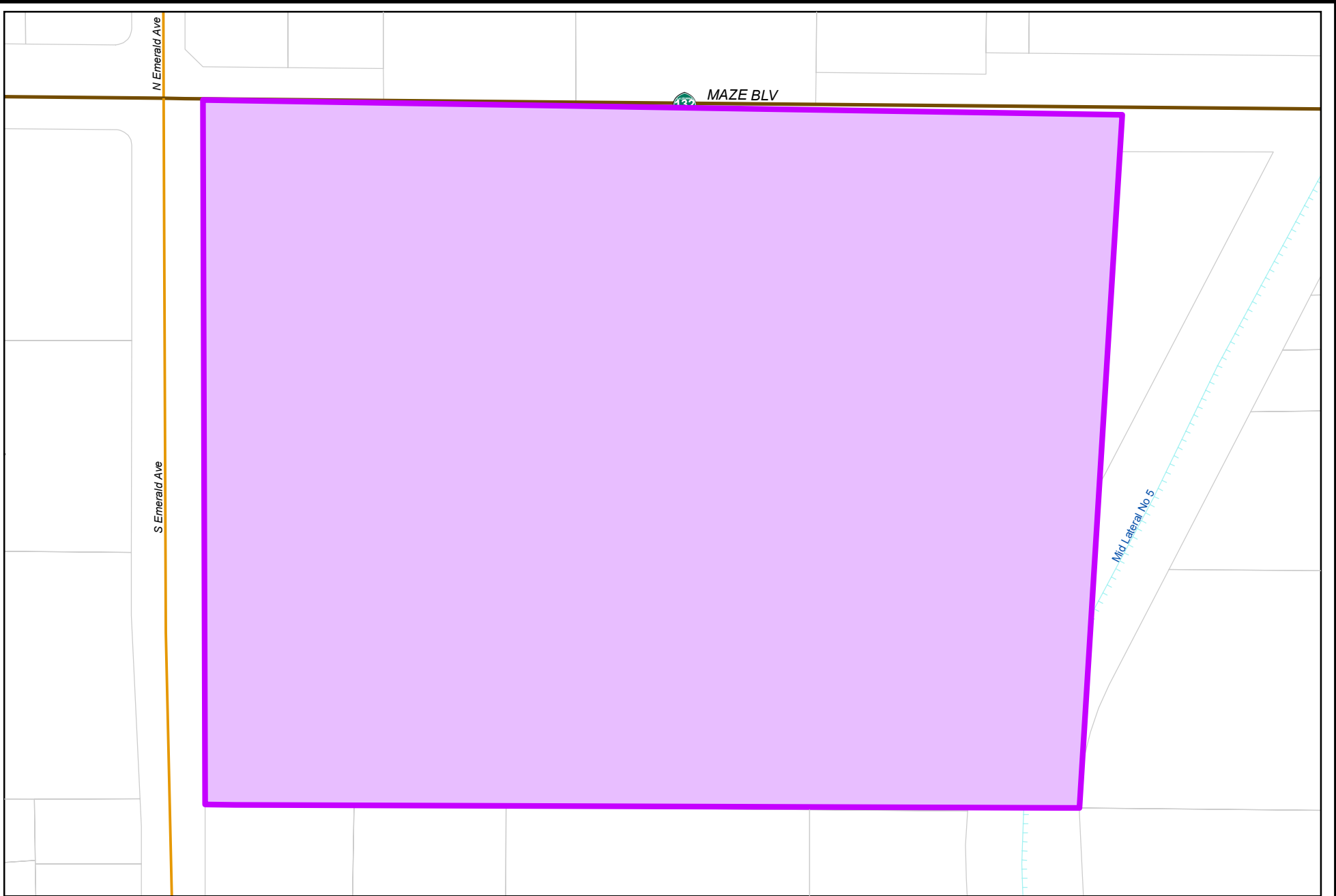
*Proj Desc:* The scope for this project has changed from Park and Lot for commuter bus riders to constructing a facility for the Operations of MAX Mobility as this project is more critical and needs to be prioritize. A building will be constructed to hosue the cotractor contracted to operate the services for MAX Mobility.

*Proj Stat:* Grants have been awarded.

Revenues	Budget	Actuals+Commit	Available	Prop. Inc./Dec. for 21-22	Bud + Prop. Incr/Decr	Avail.+ Prop. Incr/Decr	22-23	23-24	24-25	25-26	Total Budgeted up to 2026
42116 Intergov - State - LTF - Capital-related	305,000	28,992	276,008	0	305,000	276,008	0	0	0	0	305,000
<b>Revenue Totals:</b>	<b>305,000</b>	<b>28,992</b>	<b>276,008</b>	<b>0</b>	<b>305,000</b>	<b>276,008</b>	<b>0</b>	<b>0</b>	<b>0</b>	<b>0</b>	<b>305,000</b>

Expenditures	Budget	Actual+Commit	Available	Prop. Inc./Dec. for 21-22	Budget+Prop. Inc./Dec.	Avail.+Prop. Inc./Dec.	22-23	23-24	24-25	25-26	Total Budgeted up to 2026
CA Construction Admin	0	915	-915	0	0	-915	0	0	0	0	0
EDA Eng/Design/Admin	305,000	32,755	272,245	0	305,000	272,245	0	0	0	0	305,000
LA Land Acquisition	-500,000	0	-500,000	0	-500,000	-500,000	0	0	0	0	-500,000
<b>Expenditure Totals:</b>	<b>-195,000</b>	<b>33,669</b>	<b>-228,669</b>	<b>0</b>	<b>-195,000</b>	<b>-228,669</b>	<b>0</b>	<b>0</b>	<b>0</b>	<b>0</b>	<b>-195,000</b>

<b>Fund Balance Required</b>	Budget+Prop. Inc./Dec.	Available+Prop. Inc./Dec.
Bus Fixed Route Fund-4510	-500,000	-504,677



# City of Modesto

Project #: 101161

PW - Bus Turnout S.R. 132/Maze Blvd



**City of Modesto: 2022-26 Capital Improvement Program**

**PW - Bus Turnout S.R.132/Maze Blvd - Suspended**

**101161**  
**Capital Un-sponsored**

<i>Cost Center:</i> 59999	<i>Category:</i> Transit	<i>Start Date:</i>
<i>Hosting Fund:</i> Bus Fixed Route Fund-4510	<i>Type Class:</i> Transit	<i>End Date:</i>
<i>Element Listing:</i> Comm Svcs & Fac	<i>Area:</i> Within City	<i>Status:</i> New
<i>Classification:</i> Improvements	<i>Manager:</i> Barth, Adam M	<i>Const. Code:</i> New or Future

*Proj Desc:* This project will entail building a bus turnout with ramps at both ends and a post fence at the back side adjacent to Franklin School.

*Proj Stat:* Construction completed, under warranty period.

Revenues	Budget	Actuals+Commit	Available	Prop. Inc./Dec. for 21-22	Bud + Prop. Incr/Decr	Avail.+ Prop. Incr/Decr	22-23	23-24	24-25	25-26	Total Budgeted up to 2026
42116 Intergov - State - LTF - Capital-related	110,720	108,995	1,725	0	110,720	1,725	0	0	0	0	110,720
Revenue Totals:	110,720	108,995	1,725	0	110,720	1,725	0	0	0	0	110,720

Expenditures	Budget	Actual+Commit	Available	Prop. Inc./Dec. for 21-22	Budget+Prop. Inc./Dec.	Avail.+Prop. Inc./Dec.	22-23	23-24	24-25	25-26	Total Budgeted up to 2026
CA Construction Admin	34,100	36,155	-2,055	0	34,100	-2,055	0	0	0	0	34,100
CON Construction	75,000	71,000	4,000	0	75,000	4,000	0	0	0	0	75,000
CTGY-CIP Contingency - CIP	0	0	0	0	0	0	0	0	0	0	0
EDA Eng/Design/Admin	1,620	1,840	-220	0	1,620	-220	0	0	0	0	1,620
Expenditure Totals:	110,720	108,995	1,725	0	110,720	1,725	0	0	0	0	110,720

Fund Balance Required	Budget+Prop. Inc./Dec.	Available+Prop. Inc./Dec.
Bus Fixed Route Fund-4510	0	0

## WASTEWATER COLLECTION AND TREATMENT SYSTEM

---

### SYSTEM OVERVIEW

The City of Modesto's wastewater system consists of a collection system with approximately 70 miles of trunk lines, 670 miles of sanitary lines, and 40 wastewater lift stations. An additional 12 miles of trunk lines collect wastewater from the cannery food processors for direct disposal to land.

The treatment of wastewater consists of two facilities: The Sutter Primary Treatment Facility (Sutter Facility) located at Sutter Avenue and Robertson Road, and the Jennings Treatment Facility (Jennings Facility) located on Jennings Road, approximately 6.5 miles southwest of the City. These wastewater facilities treat more than 9 billion gallons of wastewater annually.

The City of Modesto collects and treats an average of 20 million gallons of domestic wastewater per day. Collected domestic wastewater flows into the Sutter Facility where most of the solids are removed through primary treatment. The primary-treated wastewater is then pumped to the Jennings Facility where the domestic flows undergo additional treatment. Currently, a majority of primary-treated wastewater undergoes secondary biological treatment and tertiary treatment (filtration) at the Jennings Facility. In response to the National Pollutant Discharge Elimination System permit, the City began upgrading its wastewater treatment facilities in 2008 to provide biological nutrient removal (BNR) and tertiary treatment, which includes activated sludge processes, Membrane Bio-Reactors and Ultraviolet disinfection, and produces highly treated water that is suitable for year-round discharge to the San Joaquin River. These tertiary treatment facilities were funded through the both City's wastewater fund and a State Water Resources Control Board (SWRCB) Clean Water State Revolving Fund low-interest loan. Loan repayments will be paid through the City's wastewater rates. Currently, 14.9 million gallons per day is treated through our tertiary treatment facilities.



Because tertiary water is also suitable for recycling, the City constructed a new recycled water pump station, pipelines and appurtenances for the North Valley Regional Recycled Water Program (NVRWP), which delivers Modesto's recycled water to the Del Puerto Water District, who pays for the recycled water, pump station operational costs and reimburses the City for construction costs. This project was completed in December of 2017.

The remaining domestic flow continues on to the secondary treatment system, which consists of three fixed-film reactor towers, 334 acres of oxidation ponds, and 126 acres of recirculation channels. The City's secondary treated wastewater is stored in 596 acres of ponds so it can be used to irrigate fodder crops on 2,450 acres of City-owned land. The un-disinfected secondary-treated water is also blended with Cannery Segregation water for land application during the canning season.

The City's required pre-treatment program has permitted 64 commercial and industrial facilities. Periodic monitoring is performed to ensure compliance with local and federal limits and to confirm that high quality effluent is available for irrigation, discharge to the San Joaquin River, and to minimize impacts to the treatment facilities.

## HIGHLIGHTS

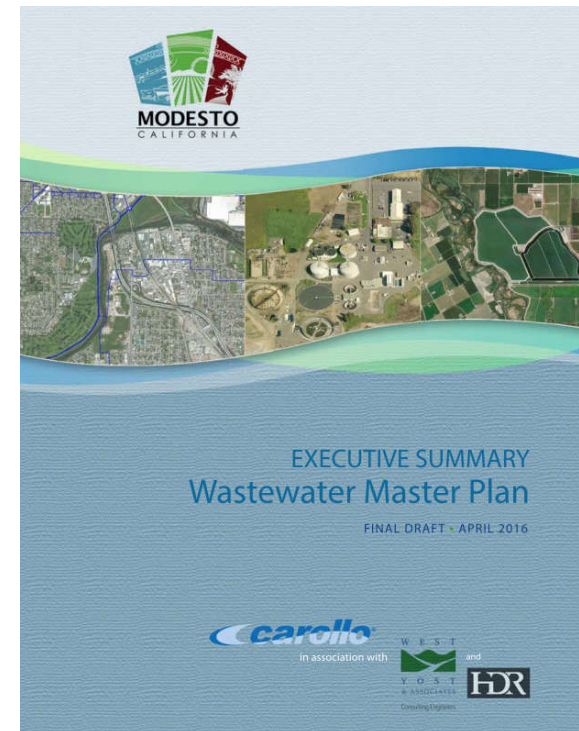
The FY 2020-21 Capital Improvement Program emphasizes the City's commitment to meet both the current and long-range wastewater needs of the community.

The Wastewater Master Plan and the associated Environmental Impact Report have been completed. This master plan will be used for both short and long-range planning and will provide an updated evaluation of the wastewater collection and treatment systems to assess current conditions and future capabilities. It will be a key supporting document in the development and updating of the City's General Plan, Specific Plans, various Environmental Impact Reports, and help guide new development decisions.


Sewer rates and capacity charges were adopted in April 2016, and subsequently implemented on July 1, 2016. The rate schedule included a five-year plan that ends with FY 20-21.

## MAJOR ACCOMPLISHMENTS

- Award of \$10M State Proposition 1 grant for Area 2 Storm Drain Cross Connection Removal – JM Pike Park
- Completion of major wastewater collection projects, including:
  - Headworks and Dryden Box Improvements
  - Area 2 Storm Drain Cross Connection Removal – Roosevelt Park Project



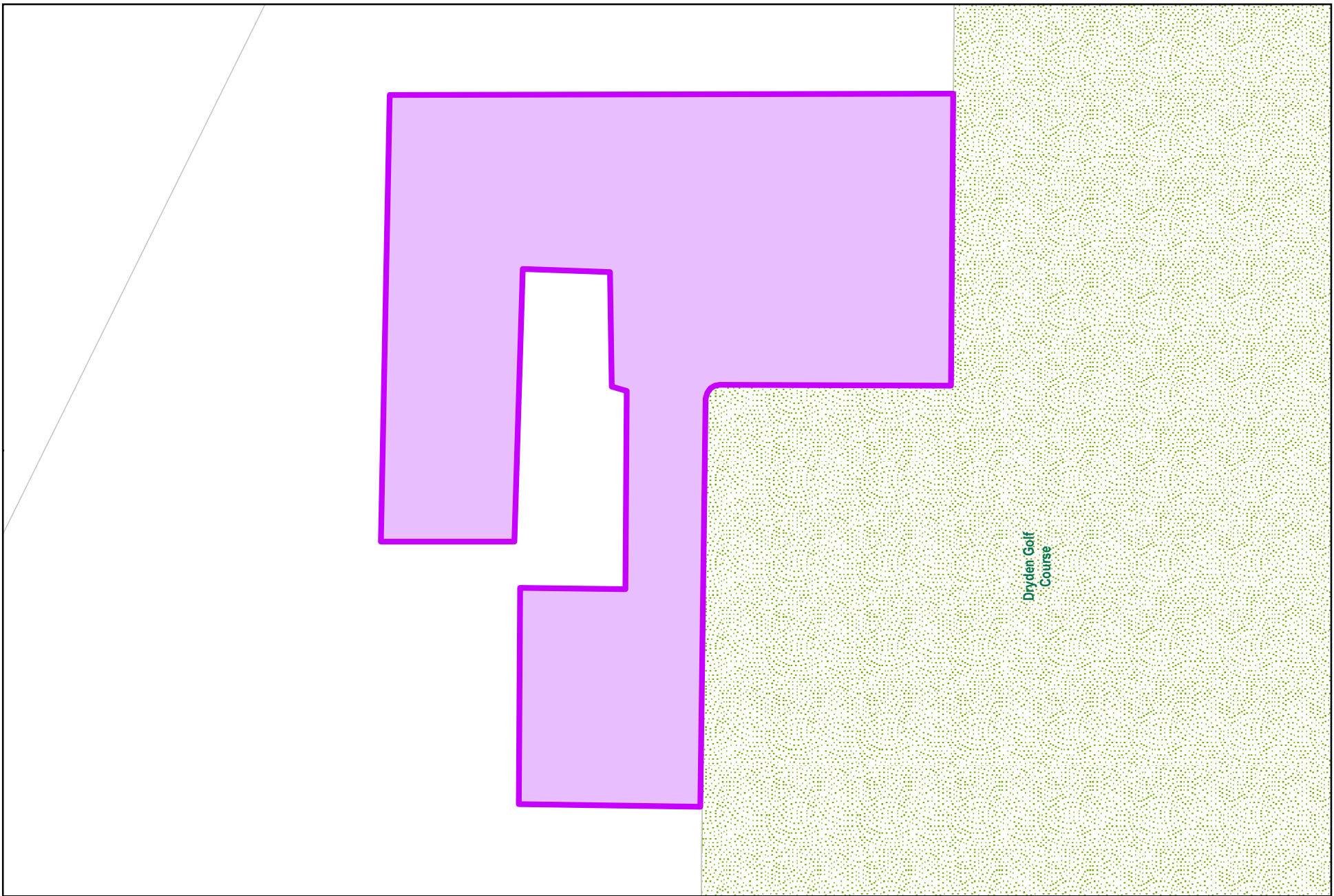
- Empire Sanitary Sewer Trunk Replacement
- Crows Landing Trunk
- Construction of major wastewater collection projects, including:
  - North Trunk Sewer Extension
  - 2018 Collection System Project – including 63 Customer Clean-outs
  - Jennings Plant Entrance Improvements
  - Sonoma Sanitary Sewer Trunk (first phase)
- Various wastewater projects are scheduled to begin construction within FY 21-22:
  - River Trunk Realignment Project (two phases)
  - Woodland Lift Station Improvements
  - Sutter Plant Structural Upgrades
  - Wastewater Building Upgrades
  - Sutter Plant Entrance Improvements
  - 2020 Collection System Project
  - Sonoma Sewer Lift Station
- The following major projects are in the design phase:
  - La Loma neighborhood Sewer Improvements
  - East Morris neighborhood Sewer Improvements
  - Caustic Soda Handling Facility (Jennings Plant)
  - Codoni Sewer Lift Station Improvements



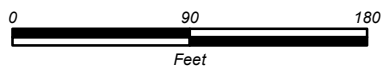
## POLICY ISSUES

On April 26, 2016, the City adopted a five-year sewer rate plan and capacity charges. The rates are based on actual costs of service for both wastewater collection and treatment, and incorporate the new capital improvement program. Currently, the City is in the last year of the sewer rate plan. City staff is actively monitoring the sewer fund to ensure that the City meets the revenue requirements for capital projects and adopted financial policies.

The City is currently in the process of a sewer rate study update and wastewater engineering report update, to determine the necessary rates to support the future capital improvement program for wastewater infrastructure. The update will evaluate rates and projects over the next five to ten years.



Dryden Golf Course



# City of Modesto

Project #: 100372

UPP - Sutter Plant Parking Lot & Security Upgrade



**City of Modesto: 2022-26 Capital Improvement Program**

**UTL - Sutter Plant Parking Lot & Security Upgrade**

**100372**

**Capital Un-sponsored**


<i>Cost Center:</i> 59999	<i>Category:</i> Wastewater	<i>Start Date:</i> 2019
<i>Hosting Fund:</i> Sewer Operations Fund-4210	<i>Type Class:</i> Expansion	<i>End Date:</i> 2022
<i>Element Listing:</i> Comm Svcs & Fac	<i>Area:</i> Within City	<i>Status:</i> Active
<i>Classification:</i> Improvements	<i>Manager:</i> Ciotau, Cristian C	<i>Const. Code:</i> Not Awarded

*Proj Desc:* This project will provide employee parking, security upgrades and improvements to the plant entrance and septic receiving station.

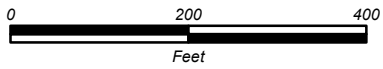
*Proj Stat:* Design to be complete by summer 2020. Projected completion by end of FY 21/22.

Expenditures	Budget	Actual+Commit	Available	Prop. Inc./Dec. for 21-22	Budget+Prop. Inc./Dec.	Avail.+Prop. Inc./Dec.	22-23	23-24	24-25	25-26	Total Budgeted up to 2026
CA Construction Admin	255,963	2,159	253,804	0	255,963	253,804	0	0	0	0	255,963
CCF City Construct Force	25,747	350	25,397	0	25,747	25,397	0	0	0	0	25,747
CON Construction	4,120,536	0	4,120,536	0	4,120,536	4,120,536	0	0	0	0	4,120,536
CTGY Contingency - CIP	487,930	0	487,930	0	487,930	487,930	0	0	0	0	487,930
EDA Eng/Design/Admin	1,055,000	678,251	376,749	0	1,055,000	376,749	0	0	0	0	1,055,000
LA Land Acquisition	260,000	8,439	251,561	0	260,000	251,561	0	0	0	0	260,000
<b>Expenditure Totals:</b>	<b>6,205,176</b>	<b>689,198</b>	<b>5,515,978</b>	<b>0</b>	<b>6,205,176</b>	<b>5,515,978</b>	<b>0</b>	<b>0</b>	<b>0</b>	<b>0</b>	<b>6,205,176</b>

<b>Fund Balance Required</b>	Budget+Prop. Inc./Dec.	Available+Prop. Inc./Dec.
Sewer Operations Fund-4210	6,205,176	5,515,978



Westport Drain



**City of Modesto**

Project #: 100520

UPP - Wastewater Treatment Phase 2 Tertiary



**City of Modesto: 2022-26 Capital Improvement Program**

**UTL - Wastewater Treatment Phase 2 Tertiary**

**100520**  
**Capital Un-sponsored**

<i>Cost Center:</i> 49999	<i>Category:</i> Wastewater	<i>Start Date:</i> 2009
<i>Hosting Fund:</i> Sewer Operations Fund-4210	<i>Type Class:</i> Wastewater Utility	<i>End Date:</i> 2019
<i>Element Listing:</i> Comm Svcs & Fac	<i>Area:</i> Within City	<i>Status:</i> Active
<i>Classification:</i> Improvements	<i>Manager:</i> Wong, William Sai	<i>Const. Code:</i> To be Closed

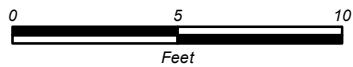

*Proj Desc:* This project will provide funding for the Phase 2 improvements to the City's Secondary Water Quality Control (WQC) Plant. The improvements will expand the existing secondary treatment into tertiary treatment. This project is needed to meet the City's new discharge requirements by 2016, and is funded by State Revolving Fund (SRF) loans.

*Proj Stat:* Construction complete. To be closed.

Revenues	Budget	Actuals+Commit	Available	Prop. Inc./Dec. for 21-22	Bud + Prop. Incr/Decr	Avail.+ Prop. Incr/Decr	22-23	23-24	24-25	25-26	Total Budgeted up to 2026
42210 Intergov - State - Department of Water Resources	0	3,000,000	-3,000,000	0	0	-3,000,000	0	0	0	0	0
47020 Refunds, Damages, and Cost Recovery	0	32,000	-32,000	0	0	-32,000	0	0	0	0	0
80501 Reserve - Bond Financing	125,280,090	0	125,280,090	0	125,280,090	125,280,090	0	0	0	0	125,280,090
<b>Revenue Totals:</b>	<b>125,280,090</b>	<b>3,032,000</b>	<b>122,248,090</b>	<b>0</b>	<b>125,280,090</b>	<b>122,248,090</b>	<b>0</b>	<b>0</b>	<b>0</b>	<b>0</b>	<b>125,390,810</b>

Expenditures	Budget	Actual+Commit	Available	Prop. Inc./Dec. for 21-22	Budget+Prop. Inc./Dec.	Avail.+Prop. Inc./Dec.	22-23	23-24	24-25	25-26	Total Budgeted up to 2026
CA Construction Admin	11,804,981	9,168,991	2,635,990	0	11,804,981	2,635,990	0	0	0	0	11,804,981
CON Construction	113,796,301	102,094,461	11,701,840	0	113,796,301	11,701,840	0	0	0	0	113,796,301
CTGY Contingency - CIP	5,741,554	2,708,866	3,032,688	0	5,741,554	3,032,688	0	0	0	0	5,741,554
EDA Eng/Design/Admin	14,627,412	13,716,338	911,074	0	14,627,412	911,074	0	0	0	0	14,627,412
<b>Expenditure Totals:</b>	<b>145,970,248</b>	<b>127,688,656</b>	<b>18,281,592</b>	<b>0</b>	<b>145,970,248</b>	<b>18,281,592</b>	<b>0</b>	<b>0</b>	<b>0</b>	<b>0</b>	<b>145,970,248</b>

<b>Fund Balance Required</b>	Budget+Prop. Inc./Dec.	Available+Prop. Inc./Dec.
Sewer Operations Fund-4210	20,690,158	-103,966,498



**City of Modesto**

Project #: 100521



UPP - North Valley Regional Recycled Water Project-Feasibility Study



**City of Modesto: 2022-26 Capital Improvement Program**

**UTL - North Valley Regional Recycled Water Project-Feasibility Study - Suspended**

**100521**

**Capital Un-sponsored**

<i>Cost Center:</i> 49999	<i>Category:</i> Wastewater	<i>Start Date:</i> 2010
<i>Hosting Fund:</i> Sewer Operations Fund-4210	<i>Type Class:</i> Wastewater Utility	<i>End Date:</i> 2018
<i>Element Listing:</i> Comm Svcs & Fac	<i>Area:</i> Within City	<i>Status:</i> Active
<i>Classification:</i> Improvements	<i>Manager:</i> Wong, William Sai	<i>Const. Code:</i> To be Closed

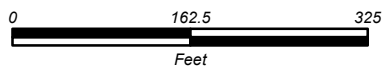
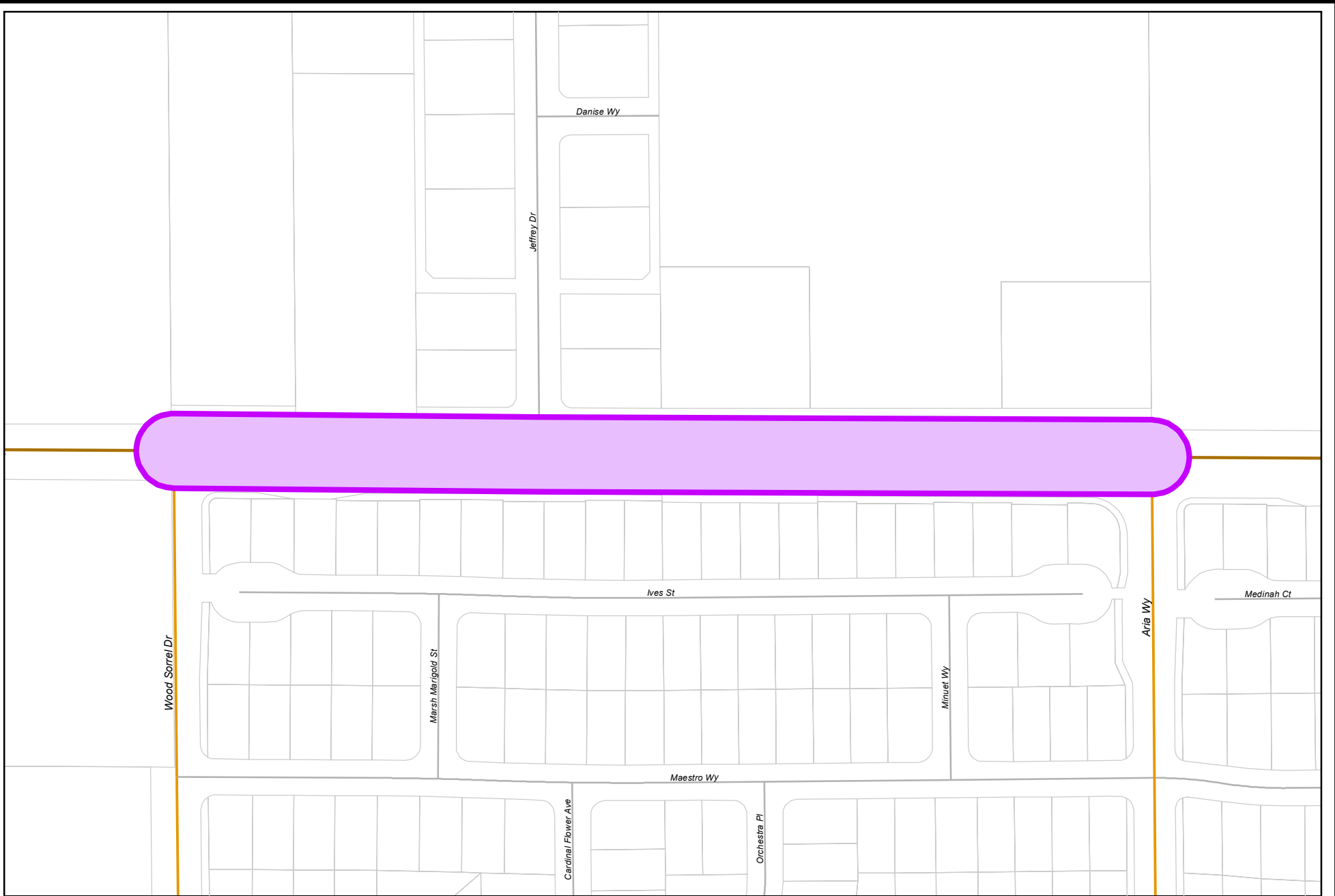
*Proj Desc:* This project will produce and deliver up to 16,500 acre-feet per year of tertiary-treated recycled water from the City of Modesto to the Del Puerto Water District. This project would acquire right-of-way, design and construct the pump station, pipeline and appurtenances to deliver recycled water to the Delta Mendota Canal. Project is funded by State Revolving Fund (SRF) loan and Proposition 84 Grant Loan payments will be reimbursed through Water Sales Agreement with the Del Puerto Water District (DPWD).

*Proj Stat:* Project is completed. To be Closed.

Revenues	Budget	Actuals+Commit	Available	Prop. Inc./Dec. for 21-22	Bud + Prop. Incr/Decr	Avail.+ Prop. Incr/Decr	22-23	23-24	24-25	25-26	Total Budgeted up to 2026
42210 Intergov - State - Department of Water Resources	2,117,041	16,435,821	-14,318,780	0	2,117,041	-14,318,780	0	0	0	0	2,117,041
42422 Intergov - Local - Del Puerto Water District	0	189,228	-189,228	0	0	-189,228	0	0	0	0	0
47005 Miscellaneous Revenue	0	2,963	-2,963	0	0	-2,963	0	0	0	0	0
47020 Refunds, Damages, and Cost Recovery	15,000,000	0	15,000,000	0	15,000,000	15,000,000	0	0	0	0	15,000,000
80501 Reserve - Bond Financing	34,773,257	0	34,773,257	0	34,773,257	34,773,257	0	0	0	0	34,773,257
<b>Revenue Totals:</b>	<b>51,890,298</b>	<b>16,628,012</b>	<b>35,262,286</b>	<b>0</b>	<b>51,890,298</b>	<b>35,262,286</b>	<b>0</b>	<b>0</b>	<b>0</b>	<b>0</b>	<b>51,890,298</b>

Expenditures	Budget	Actual+Commit	Available	Prop. Inc./Dec. for 21-22	Budget+Prop. Inc./Dec.	Avail.+Prop. Inc./Dec.	22-23	23-24	24-25	25-26	Total Budgeted up to 2026
CA Construction Admin	408,600	57,300	351,300	0	408,600	351,300	0	0	0	0	408,600
CC Consultant Charges	1,399,809	1,312,554	87,255	0	1,399,809	87,255	0	0	0	0	1,399,809
CON Construction	40,896,000	40,307,349	588,651	0	40,896,000	588,651	0	0	0	0	40,896,000
CTGY Contingency & CIP	2,652,057	1,316,522	1,335,535	0	2,652,057	1,335,535	0	0	0	0	2,652,057
EDA Eng/Design/Admin	6,979,839	5,391,279	1,588,560	0	6,979,839	1,588,560	0	0	0	0	6,979,839
LA Land Acquisition	25,000	7,128	17,872	0	25,000	17,872	0	0	0	0	25,000
<b>Expenditure Totals:</b>	<b>52,361,305</b>	<b>48,392,132</b>	<b>3,969,173</b>	<b>0</b>	<b>52,361,305</b>	<b>3,969,173</b>	<b>0</b>	<b>0</b>	<b>0</b>	<b>0</b>	<b>52,361,305</b>

<b>Fund Balance Required</b>	Budget+Prop. Inc./Dec.	Available+Prop. Inc./Dec.
Sewer Operations Fund-4210	471,007	-31,293,114



# City of Modesto

Project #: 100533

UPP - Sonoma Trunk Extension (100530)



**City of Modesto: 2022-26 Capital Improvement Program**

**UTL - Sonoma Trunk Extension (100530)**

**100533**

**Capital Un-sponsored**

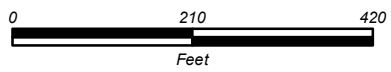
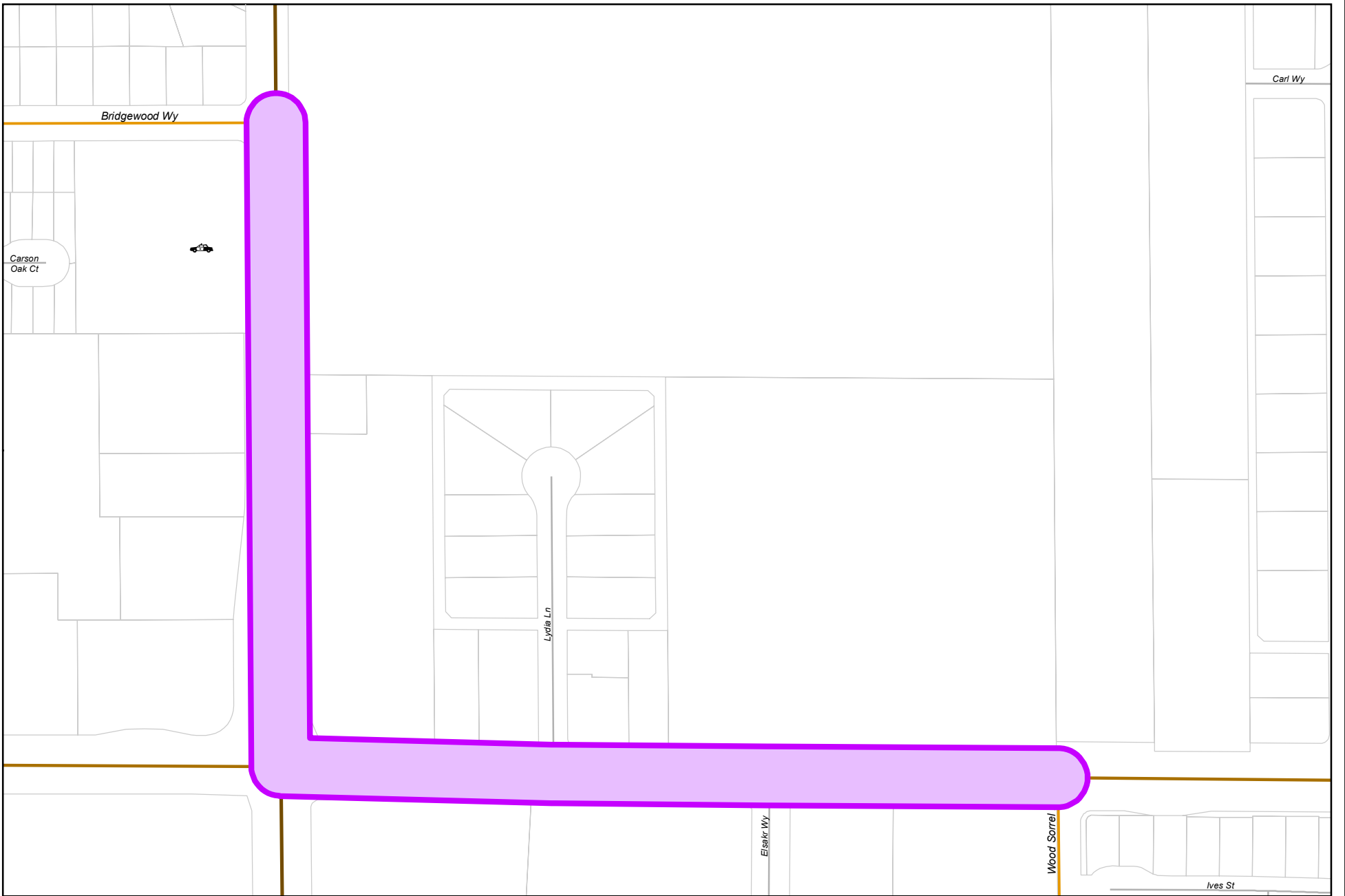
<i>Cost Center:</i> 49999	<i>Category:</i> Wastewater	<i>Start Date:</i> 2018
<i>Hosting Fund:</i> Sewer Operations Fund-4210	<i>Type Class:</i> Expansion	<i>End Date:</i> 2021
<i>Element Listing:</i> Comm Svcs & Fac	<i>Area:</i> Within City	<i>Status:</i> Active
<i>Classification:</i> Improvements	<i>Manager:</i> Ciotau, Cristian C	<i>Const. Code:</i> Under Construction

*Proj Desc:* This project will provide funding for the extension of the Sonoma Trunk SO-1 as identified in the Wastewater Master Plan. The proposed 27" sewer line from Sylvan Avenue to Aria Way is to serve future development. This project will also fund sewer mains on streets perpendicular to Sylvan Ave.

*Proj Stat:* Design Complete, Construction anticipated Summer 2021.

Expenditures	Budget	Actual+Commit	Available	Prop. Inc./Dec. for 21-22	Budget+Prop. Inc./Dec.	Avail.+Prop. Inc./Dec.	22-23	23-24	24-25	25-26	Total Budgeted up to 2026
CA Construction Admin	235,009	59,878	175,131	0	235,009	175,131	0	0	0	0	235,009
CCF City Construction Fo	25,000	5,961	19,039	0	25,000	19,039	0	0	0	0	25,000
CON Construction	2,022,180	2,022,180	0	0	2,022,180	0	0	0	0	0	2,022,180
CTGY-CIP Contingency - CIP	242,662	0	242,662	0	242,662	242,662	0	0	0	0	242,662
EDA Eng/Design/Admin	329,896	293,372	36,524	0	329,896	36,524	0	0	0	0	329,896
ENV CIP Environmental	0	0	0	0	0	0	0	0	0	0	0
<b>Expenditure Totals:</b>	<b>2,854,747</b>	<b>2,381,391</b>	<b>473,356</b>	<b>0</b>	<b>2,854,747</b>	<b>473,356</b>	<b>0</b>	<b>0</b>	<b>0</b>	<b>0</b>	<b>2,854,747</b>

<b>Fund Balance Required</b>	Budget+Prop. Inc./Dec.	Available+Prop. Inc./Dec.
Sewer Operations Fund-4210	2,854,747	473,356



# City of Modesto

Project #: 100534

UPP - New Tivoli Sewer Main to Sonoma Trunk



**City of Modesto: 2022-26 Capital Improvement Program**

**UTL - New Tivoli Sewer Main to Sonoma Trunk**

**100534**

**Capital Un-sponsored**

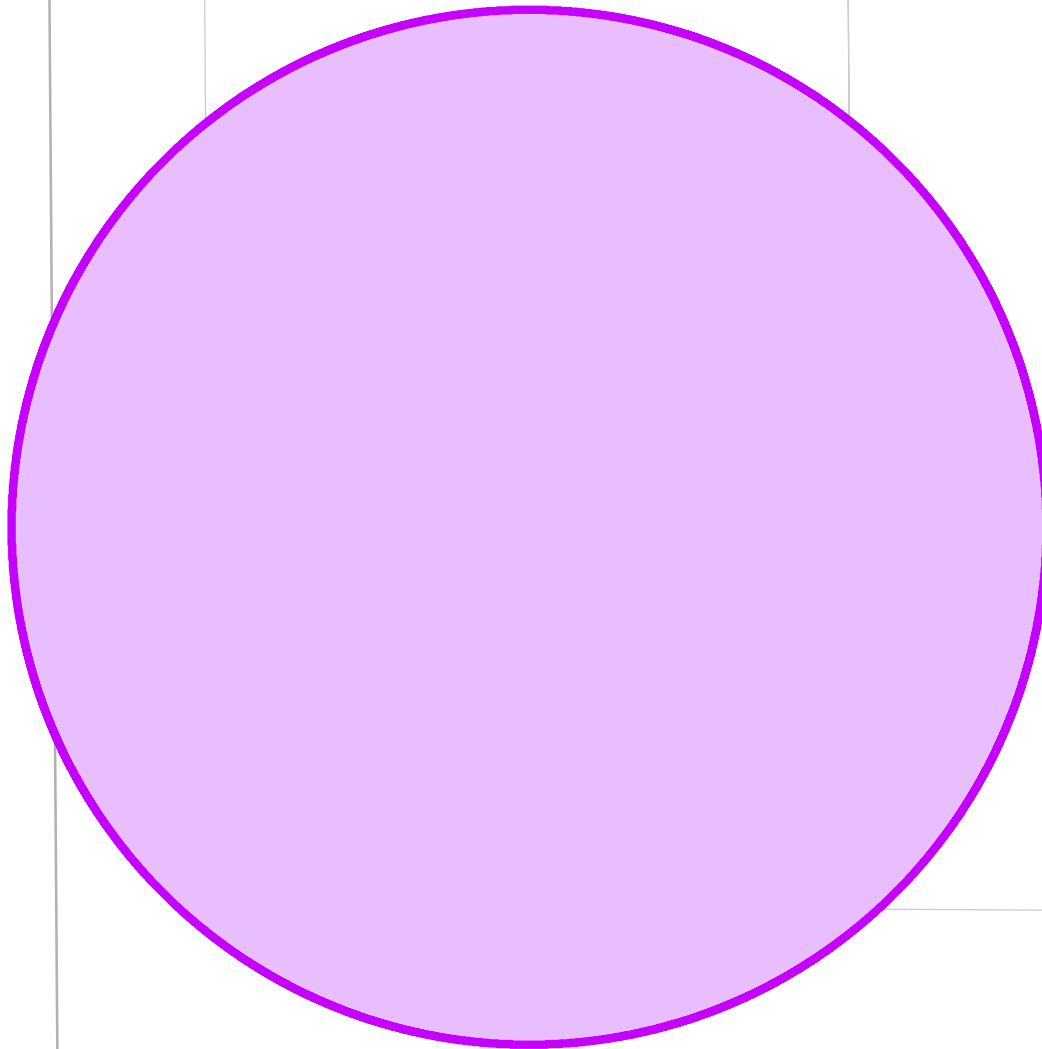
<i>Cost Center:</i> 49999	<i>Category:</i> Wastewater	<i>Start Date:</i> 2019
<i>Hosting Fund:</i> Sewer Operations Fund-4210	<i>Type Class:</i> Expansion	<i>End Date:</i> 2022
<i>Element Listing:</i> Comm Svcs & Fac	<i>Area:</i> Within City	<i>Status:</i> Active
<i>Classification:</i> Improvements	<i>Manager:</i> Ciotau, Cristian C	<i>Const. Code:</i> Not Awarded

*Proj Desc:* This project will provide funding for sewer mains on Oakdale Road and Sylvan to the Tivoli Lift Station. The proposed sewer mains will serve existing and future development.

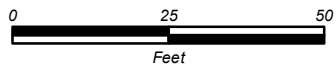
*Proj Stat:* Design is currently being prepared. Sewer main to be connected to proposed lift station (100535).

Expenditures	Budget	Actual+Commit	Available	Prop. Inc./Dec. for 21-22	Budget+Prop. Inc./Dec.	Avail.+Prop. Inc./Dec.	22-23	23-24	24-25	25-26	Total Budgeted up to 2026
CA Construction Admin	177,778	0	177,778	0	177,778	177,778	0	0	0	0	177,778
CON Construction	1,481,480	0	1,481,480	0	1,481,480	1,481,480	0	0	0	0	1,481,480
CTGY-CIP Contingency - CIP	148,149	0	148,149	0	148,149	148,149	0	0	0	0	148,149
EDA Eng/Design/Admin	192,593	40,789	151,804	0	192,593	151,804	0	0	0	0	192,593
<b>Expenditure Totals:</b>	<b>2,000,000</b>	<b>40,789</b>	<b>1,959,211</b>	<b>0</b>	<b>2,000,000</b>	<b>1,959,211</b>	<b>0</b>	<b>0</b>	<b>0</b>	<b>0</b>	<b>2,000,000</b>

<b>Fund Balance Required</b>	Budget+Prop. Inc./Dec.	Available+Prop. Inc./Dec.
Sewer Operations Fund-4210	2,000,000	1,959,211



SYLVAN AVE



**City of Modesto**

Project #: 100535

UPP - Sonoma Trunk Extension Lift Station (100530)



**City of Modesto: 2022-26 Capital Improvement Program**

**UTL - Sonoma Trunk Extension Lift Station (100530)**

**100535**

**Capital Un-sponsored**

<i>Cost Center:</i> 49999	<i>Category:</i> Wastewater	<i>Start Date:</i> 2018
<i>Hosting Fund:</i> Sewer Operations Fund-4210	<i>Type Class:</i> Rehabilitation - Collections	<i>End Date:</i> 2022
<i>Element Listing:</i> Comm Svcs & Fac	<i>Area:</i> Within City	<i>Status:</i> Active
<i>Classification:</i> Improvements	<i>Manager:</i> Ciotau, Cristian C	<i>Const. Code:</i> Not Awarded

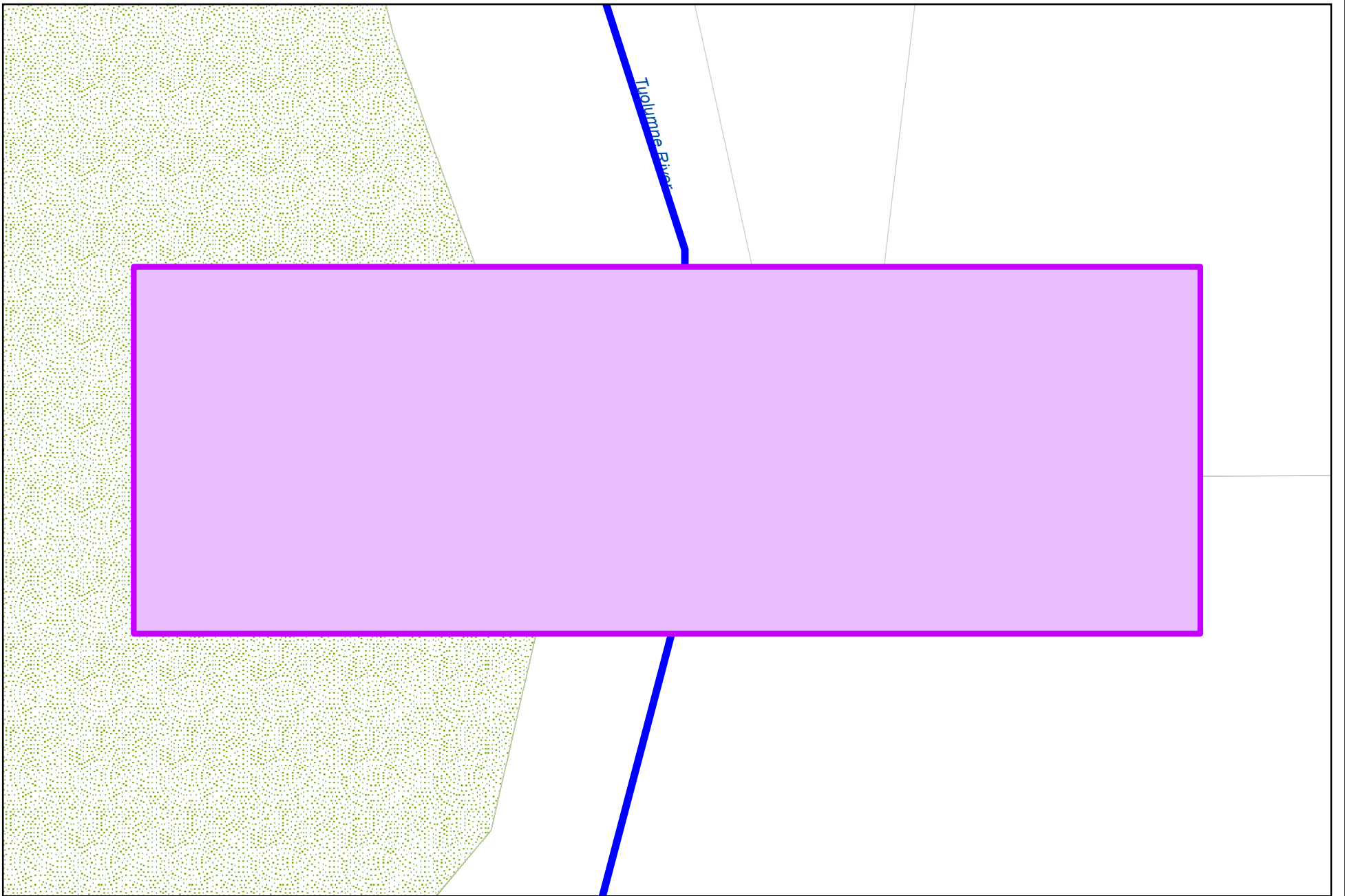
*Proj Desc:* This project will provide funding for the Tivoli Lift Station as identified in the Wastewater Master Plan. A lift station near Lydia & Sylvan Avenue to pump wastewater into the Sonoma Trunk is necessary due to the Sonoma Trunk being shallow at Sylvan Avenue. The project will include a lift station, force main and additional improvements on the lift station property.

*Proj Stat:* This project is in design. Construction anticipated Winter 2021.

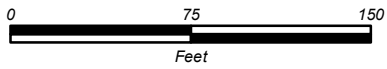
Revenues	Budget	Actuals+Commit	Available	Prop. Inc./Dec. for 21-22	Bud + Prop. Incr/Decr	Avail.+ Prop. Incr/Decr	22-23	23-24	24-25	25-26	Total Budgeted up to 2026
46020 Building/Room Rental - Other	0	56,624	-56,624	0	0	-56,624	0	0	0	0	0
<b>Revenue Totals:</b>	0	56,624	-56,624	0	0	-56,624	0	0	0	0	0

Expenditures	Budget	Actual+Commit	Available	Prop. Inc./Dec. for 21-22	Budget+Prop. Inc./Dec.	Avail.+Prop. Inc./Dec.	22-23	23-24	24-25	25-26	Total Budgeted up to 2026
CA Construction Admin	914,400	65	914,335	0	914,400	914,335	0	0	0	0	914,400
CON Construction	1,315,000	0	1,315,000	0	1,315,000	1,315,000	0	0	0	0	1,315,000
CTGY-CIP Contingency - CUO	177,902	0	177,902	0	177,902	177,902	0	0	0	0	177,902
EDA Eng/Design/Admin	259,098	203,727	55,371	0	259,098	55,371	0	0	0	0	259,098
ENV CIP Environmental	15,000	0	15,000	0	15,000	15,000	0	0	0	0	15,000
LA Land Acquisition	358,000	351,568	6,432	0	358,000	6,432	0	0	0	0	358,000
<b>Expenditure Totals:</b>	3,039,400	555,360	2,484,040	0	3,039,400	2,484,040	0	0	0	0	3,039,400

<b>Fund Balance Required</b>	Budget+Prop. Inc./Dec.	Available+Prop. Inc./Dec.
Sewer Operations Fund-4210	3,039,400	2,540,665



Tolluna River



**City of Modesto**

Project #: 100544

UPP - Shackelford Crossing (Suspended)



**City of Modesto: 2022-26 Capital Improvement Program**

**UTL - Shackelford Crossing (Suspended)**

**100544**  
**Capital Un-sponsored**

<i>Cost Center:</i> 49999	<i>Category:</i> Wastewater	<i>Start Date:</i> 2002
<i>Hosting Fund:</i> Sewer Operations Fund-4210	<i>Type Class:</i> Rehabilitation - Collections	<i>End Date:</i> 2017
<i>Element Listing:</i> Comm Svcs & Fac	<i>Area:</i> Infill Areas	<i>Status:</i> Closed
<i>Classification:</i> Improvements	<i>Manager:</i> Ciotau, Cristian C	<i>Const. Code:</i> To be Closed

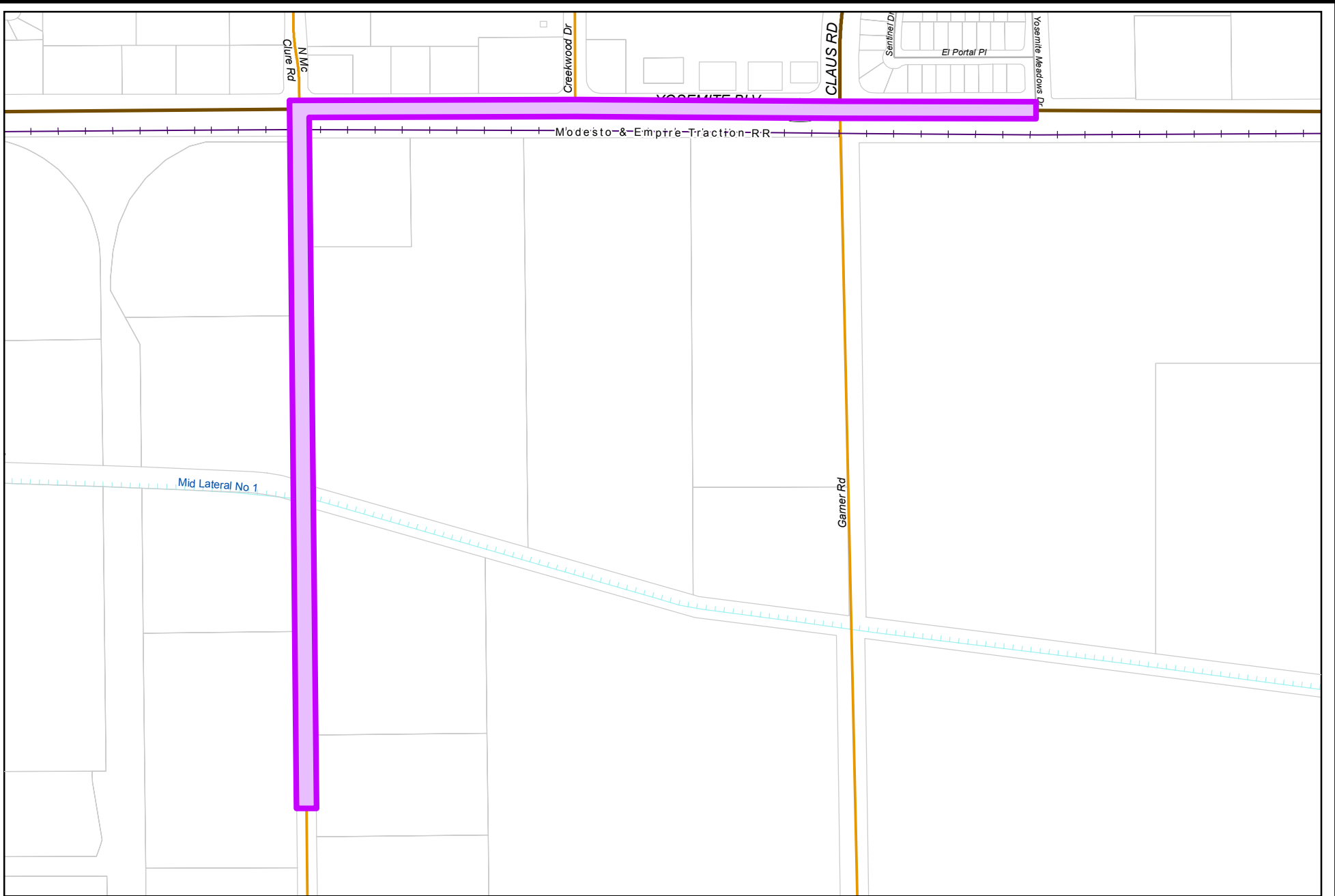
*Proj Desc:* The Shackelford Crossing project will upgrade and rehabilitate the existing sewer crossing, which is under capacity and deteriorating. This project will use Horizontal Directional Drilling (HDD) to install new sewer lines under the Tuolumne River.

*Proj Stat:* Construction complete, to be closed.

Revenues	Budget	Actuals+Commit	Available	Prop. Inc./Dec. for 21-22	Bud + Prop. Incr/Decr	Avail.+ Prop. Incr/Decr	22-23	23-24	24-25	25-26	Total Budgeted up to 2026
47020 Refunds, Damages, and Cost Recovery	0	1,974	-1,974	0	0	-1,974	0	0	0	0	0
<b>Revenue Totals:</b>	0	1,974	-1,974	0	0	-1,974	0	0	0	0	0

Expenditures	Budget	Actual+Commit	Available	Prop. Inc./Dec. for 21-22	Budget+Prop. Inc./Dec.	Avail.+Prop. Inc./Dec.	22-23	23-24	24-25	25-26	Total Budgeted up to 2026
CA Construction Admin	249,499	201,129	48,370	0	249,499	48,370	0	0	0	0	249,499
CON Construction	2,057,562	2,057,562	0	0	2,057,562	0	0	0	0	0	2,057,562
CTGY Contingency - CIP	149,605	8,144	141,461	0	149,605	141,461	0	0	0	0	149,605
EDA Eng/Design/Admin	698,024	599,490	98,534	0	698,024	98,534	0	0	0	0	698,024
ENV CIP - Environmental	14,500	8,324	6,176	0	14,500	6,176	0	0	0	0	14,500
LA Land Acquisition	97,500	97,470	30	0	97,500	30	0	0	0	0	97,500
PD Project Development	583	582	1	0	583	1	0	0	0	0	583
<b>Expenditure Totals:</b>	3,267,273	2,972,700	294,573	0	3,267,273	294,573	0	0	0	0	3,267,273

<b>Fund Balance Required</b>	Budget+Prop. Inc./Dec.	Available+Prop. Inc./Dec.
Sewer Operations Fund-4210	3,267,273	296,548



**City of Modesto**

Project #: 100641

UPP - Empire Trunk



**City of Modesto: 2022-26 Capital Improvement Program**

**UTL - Empire Trunk**

**100641**  
**Capital Un-sponsored**

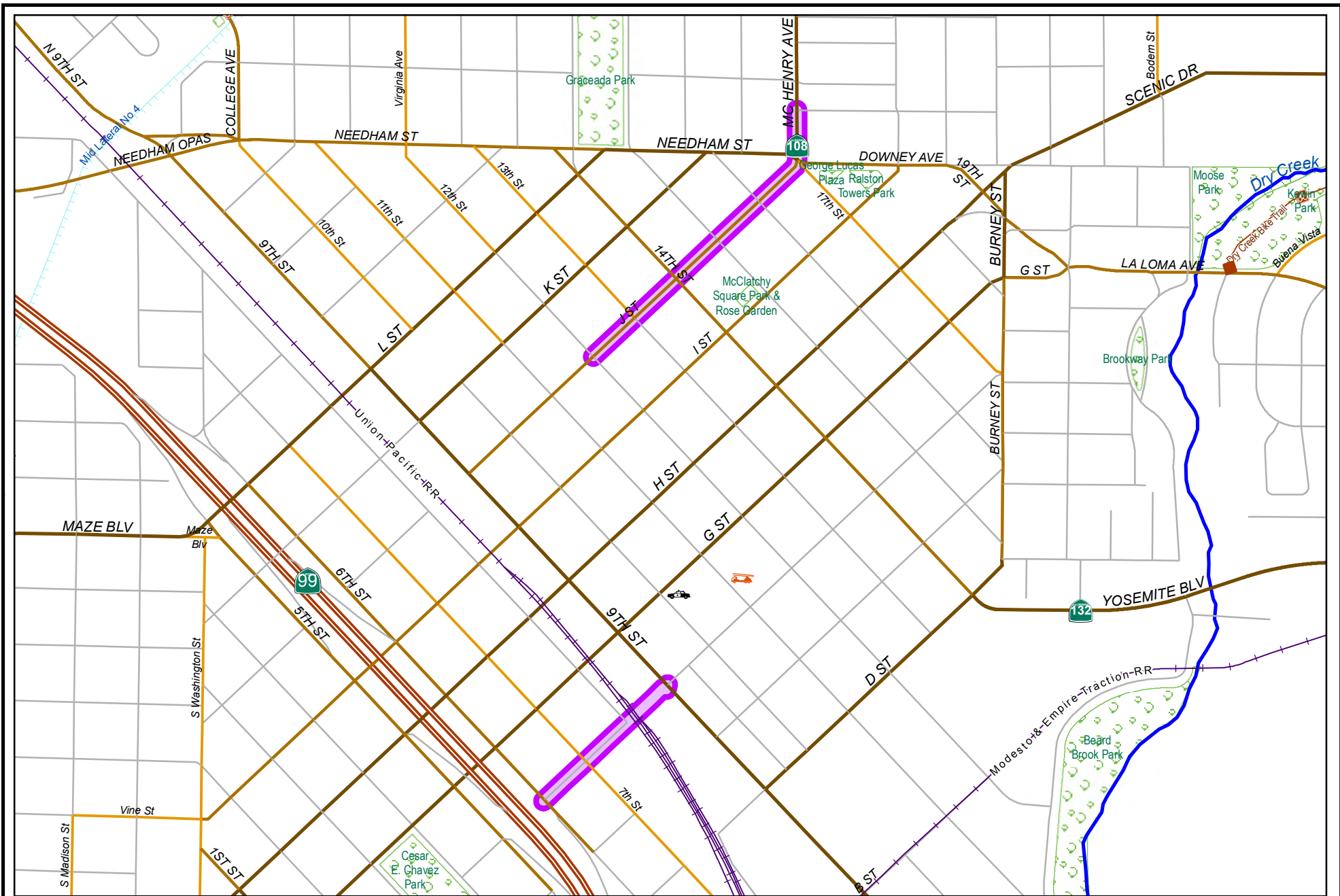
<i>Cost Center:</i> 49999	<i>Category:</i> Wastewater	<i>Start Date:</i> 2018
<i>Hosting Fund:</i> Sewer Operations Fund-4210	<i>Type Class:</i> Wastewater Utility	<i>End Date:</i> 2020
<i>Element Listing:</i> Comm Svcs & Fac	<i>Area:</i> Within City	<i>Status:</i> Active
<i>Classification:</i> Improvements	<i>Manager:</i> Ciotau, Cristian C	<i>Const. Code:</i> Construction Completed

*Proj Desc:* This project will provide funding to replace approximately 5,024 of 10-inch diameter sewer trunk with 15-inch diameter pipe. The existing 10-inch diameter sewer trunk flows west from Empire along Yosemite Boulevard, then south on McClure Road before reaching the River Trunk. This project is identified as Project EM-1 in the Wastewater Master Plan.

*Proj Stat:* Project is under warranty.

Expenditures	Budget	Actual+Commit	Available	Prop. Inc./Dec. for 21-22	Budget+Prop. Inc./Dec.	Avail.+Prop. Inc./Dec.	22-23	23-24	24-25	25-26	Total Budgeted up to 2026
CA Construction Admin	603,698	443,833	159,865	0	603,698	159,865	0	0	0	0	603,698
CCF City Construct Forc	83,378	0	83,378	0	83,378	83,378	0	0	0	0	83,378
CON Construction	5,858,515	3,866,093	1,992,422	0	5,858,515	1,992,422	0	0	0	0	5,858,515
CTGY-CIP Contingency - CIP	556,422	187,704	368,718	0	556,422	368,718	0	0	0	0	556,422
EDA Eng/Design/Admin	540,216	369,502	170,714	0	540,216	170,714	0	0	0	0	540,216
<b>Expenditure Totals:</b>	<b>7,642,229</b>	<b>4,867,132</b>	<b>2,775,097</b>	<b>0</b>	<b>7,642,229</b>	<b>2,775,097</b>	<b>0</b>	<b>0</b>	<b>0</b>	<b>0</b>	<b>7,642,229</b>

<b>Fund Balance Required</b>	Budget+Prop. Inc./Dec.	Available+Prop. Inc./Dec.
Sewer Operations Fund-4210	7,642,229	2,775,097



# City of Modesto

Project #: 100642

UPP - Downtown Sewer Improvements - F Street and D Street



**City of Modesto: 2022-26 Capital Improvement Program**

**UTL - Downtown Sewer Improvements - F Street and D Street**

**100642**

**Capital Un-sponsored**

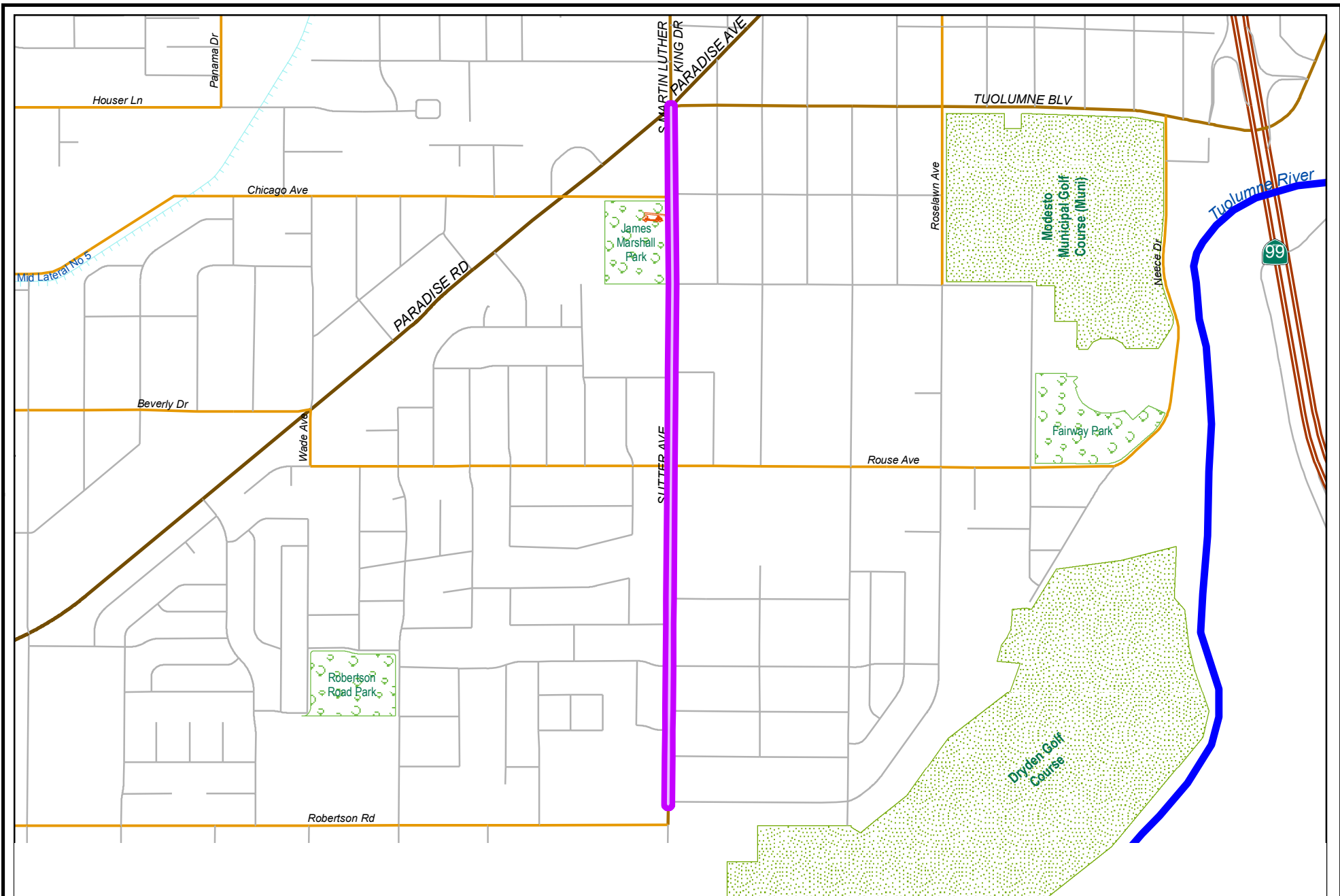
<i>Cost Center:</i> 49999	<i>Category:</i> Wastewater	<i>Start Date:</i> 2021
<i>Hosting Fund:</i> Sewer Operations Fund-4210	<i>Type Class:</i> Wastewater Utility	<i>End Date:</i> 2023
<i>Element Listing:</i> Comm Svcs & Fac	<i>Area:</i> Within City	<i>Status:</i> New
<i>Classification:</i> Improvements	<i>Manager:</i> Ciotau, Cristian C	<i>Const. Code:</i> New or Future

*Proj Desc:* This project will provide funding to replace the existing sewer main on F Street from 6th Street to Burney Street, as well as improvements to sewer mains connecting to the F Street main. The D Street sewer system will also be realigned to connect to the new F Street main. The Wastewater Master Plan identified improvements to the F Street sewer (DT-5) and D Street sewer (DT-3, DT-4). These improvements are being combined under this project.

*Proj Stat:* Design is scheduled to begin spring FY 22/23. Construction anticipated for FY 24/25.

Expenditures	Budget	Actual+Commit	Available	Prop. Inc./Dec. for 21-22	Budget+Prop. Inc./Dec.	Avail.+Prop. Inc./Dec.	22-23	23-24	24-25	25-26	Total Budgeted up to 2026
EDA Eng/Design/Admin	200,000	12,044	187,956	0	200,000	187,956	0	0	0	0	200,000
<b>Expenditure Totals:</b>	200,000	12,044	187,956	0	200,000	187,956	0	0	0	0	200,000

<b>Fund Balance Required</b>	Budget+Prop. Inc./Dec.	Available+Prop. Inc./Dec.
Sewer Operations Fund-4210	200,000	187,956



**City of Modesto**

Project #: 100646

UPP - River Trunk Realignment



**City of Modesto: 2022-26 Capital Improvement Program**

**UTL - River Trunk Realignment**

**100646**  
**Capital Un-sponsored**

<i>Cost Center:</i> 49999	<i>Category:</i> Wastewater	<i>Start Date:</i> 2016
<i>Hosting Fund:</i> Sewer Operations Fund-4210	<i>Type Class:</i> Wastewater Utility	<i>End Date:</i> 2023
<i>Element Listing:</i> Comm Svcs & Fac	<i>Area:</i> Within City	<i>Status:</i> Active
<i>Classification:</i> Improvements	<i>Manager:</i> Ciotau, Cristian C	<i>Const. Code:</i> Not Awarded

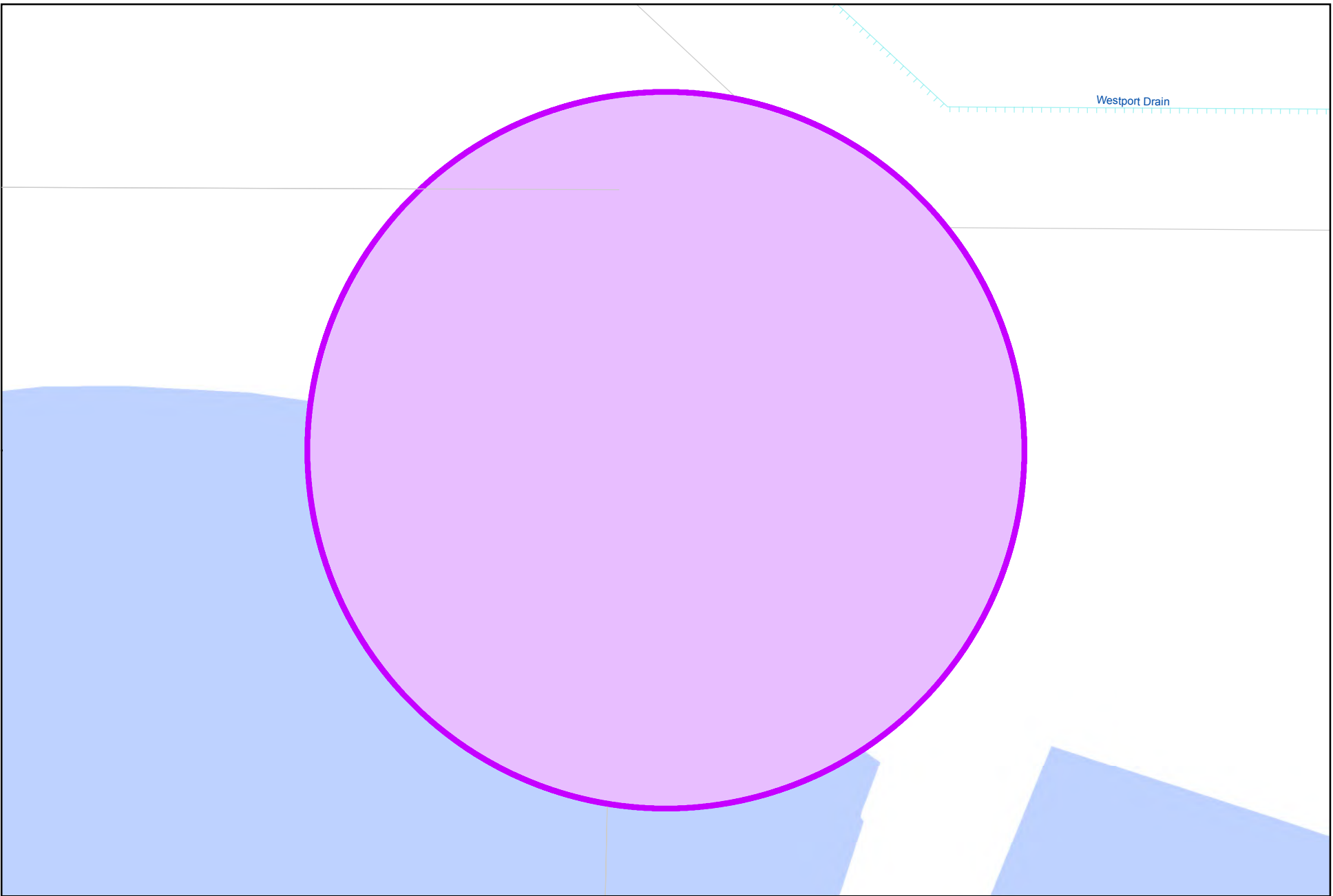
*Proj Desc:* This project will provide funding to combine Wastewater Master Plan CIPs (Sutter Trunks S-1, S-2, S-3, RV-1) to realign the River Trunk away from the Tuolumne River and a new underground lift station.

*Proj Stat:* First phase of construction to begin in FY 20/21.

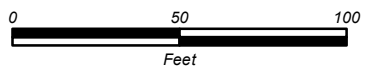
Revenues	Budget	Actuals+Commit	Available	Prop. Inc./Dec. for 21-22	Bud + Prop. Incr/Decr	Avail.+ Prop. Incr/Decr	22-23	23-24	24-25	25-26	Total Budgeted up to 2026
47020 Refunds, Damages, and Cost Recovery	0	911	-911	0	0	-911	0	0	0	0	0
<b>Revenue Totals:</b>	0	911	-911	0	0	-911	0	0	0	0	0

Expenditures	Budget	Actual+Commit	Available	Prop. Inc./Dec. for 21-22	Budget+Prop. Inc./Dec.	Avail.+Prop. Inc./Dec.	22-23	23-24	24-25	25-26	Total Budgeted up to 2026
CA Construction Admin	1,387,063	8,510	1,378,553	0	1,387,063	1,378,553	0	0	0	0	1,387,063
CON Construction	13,347,323	13,990	13,333,333	0	13,347,323	13,333,333	0	0	0	0	13,347,323
CTGY-CIP Contingency - CIP	1,333,333	0	1,333,333	0	1,333,333	1,333,333	0	0	0	0	1,333,333
EDA Eng/Design/Admin	6,779,226	5,994,966	784,260	0	6,779,226	784,260	0	0	0	0	6,779,226
LA Land Acquisition	185,000	176,205	8,795	0	185,000	8,795	0	0	0	0	185,000
<b>Expenditure Totals:</b>	23,031,945	6,193,671	16,838,274	0	23,031,945	16,838,274	0	0	0	0	23,031,945

<b>Fund Balance Required</b>	Budget+Prop. Inc./Dec.	Available+Prop. Inc./Dec.
Sewer Operations Fund-4210	23,031,945	16,839,185



Westport Drain



**City of Modesto**

Project #: 100648

UPP - New Jennings WQC Entrance/Exit



**City of Modesto: 2022-26 Capital Improvement Program**

**UTL - New Jennings WQC Entrance/Exit**

**100648**

**Capital Un-sponsored**

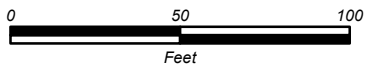

<i>Cost Center:</i> 49999	<i>Category:</i> Wastewater	<i>Start Date:</i> 2019
<i>Hosting Fund:</i> Sewer Operations Fund-4210	<i>Type Class:</i> Wastewater Utility	<i>End Date:</i> 2022
<i>Element Listing:</i> Comm Svcs & Fac	<i>Area:</i> Within City	<i>Status:</i> Active
<i>Classification:</i> Improvements	<i>Manager:</i> Ciotau, Cristian C	<i>Const. Code:</i> Under Construction

*Proj Desc:* This project will provide funding for a new entrance into the Jennings Treatment Plant as well as street overlay improvements on Jennings Road from Taylor Road to Monte Vista.

*Proj Stat:* Construction to be completed in Spring of 2022.

Expenditures	Budget	Actual+Commit	Available	Prop. Inc./Dec. for 21-22	Budget+Prop. Inc./Dec.	Avail.+Prop. Inc./Dec.	22-23	23-24	24-25	25-26	Total Budgeted up to 2026
CA Construction Admin	365,689	102,634	263,055	0	365,689	263,055	0	0	0	0	365,689
CCF City Constuct Forces	3,000	0	3,000	0	3,000	3,000	0	0	0	0	3,000
CON Construction	3,652,785	3,652,785	0	0	3,652,785	0	0	0	0	0	3,652,785
CTGY-CIP Contingency - CIP	438,334	0	438,334	0	438,334	438,334	0	0	0	0	438,334
EDA Eng/Design/Admin	344,891	257,724	87,167	0	344,891	87,167	0	0	0	0	344,891
<b>Expenditure Totals:</b>	<b>4,804,699</b>	<b>4,013,142</b>	<b>791,557</b>	<b>0</b>	<b>4,804,699</b>	<b>791,557</b>	<b>0</b>	<b>0</b>	<b>0</b>	<b>0</b>	<b>4,804,699</b>

<b>Fund Balance Required</b>	Budget+Prop. Inc./Dec.	Available+Prop. Inc./Dec.
Sewer Operations Fund-4210	4,804,699	791,557



**City of Modesto**

Project #: 100683

UPP - Ceres Trunk Rehabilitation



**City of Modesto: 2022-26 Capital Improvement Program**

**UTL - Ceres Trunk Rehabilitation**

**100683**

**Capital Un-sponsored**

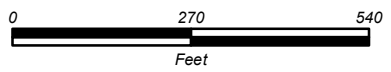
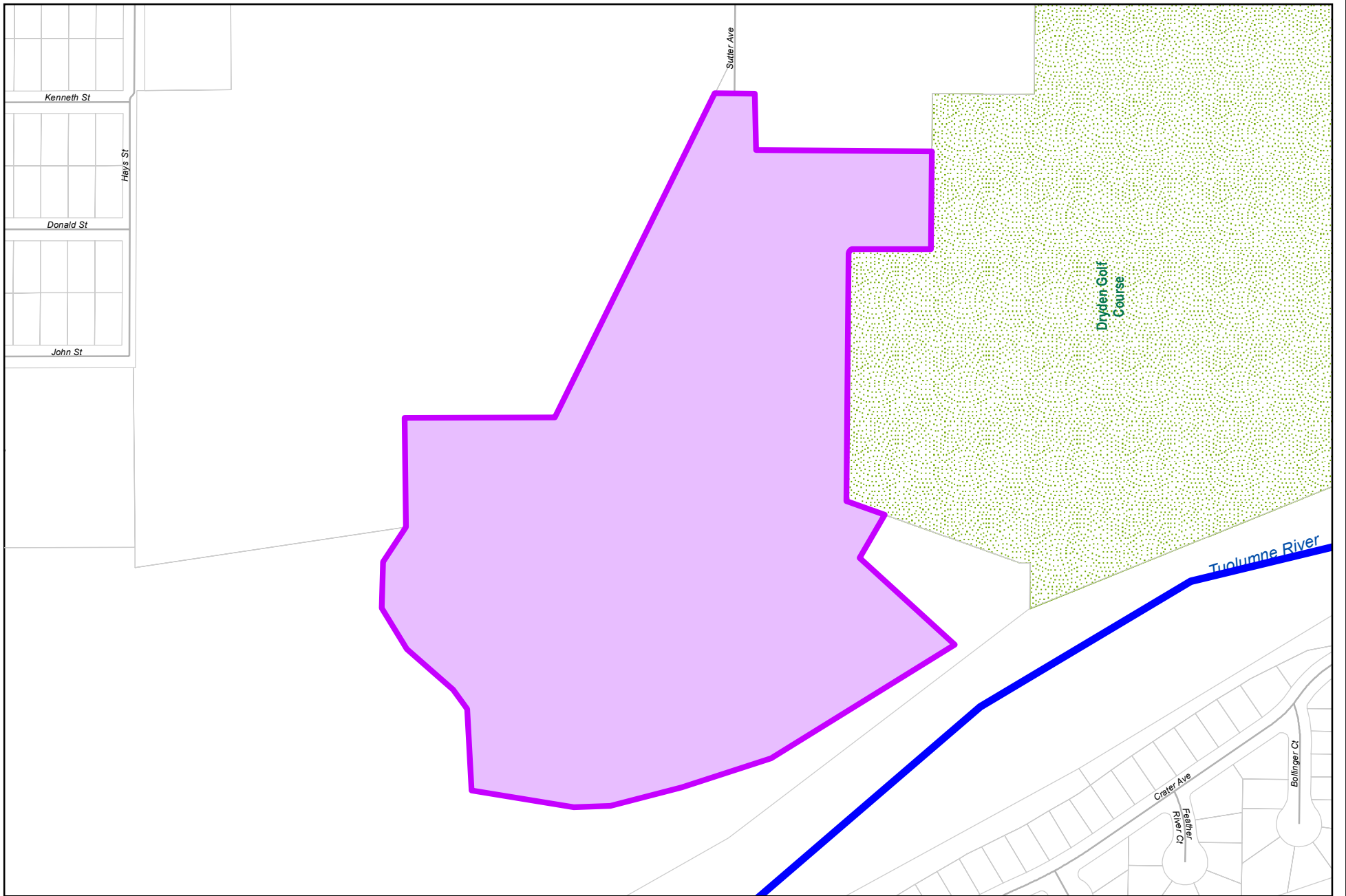
<i>Cost Center:</i> 49999	<i>Category:</i> Wastewater	<i>Start Date:</i> 2019
<i>Hosting Fund:</i> Sewer Operations Fund-4210	<i>Type Class:</i> Wastewater Utility	<i>End Date:</i> 2021
<i>Element Listing:</i> Comm Svcs & Fac	<i>Area:</i> Within City	<i>Status:</i> Active
<i>Classification:</i> Improvements	<i>Manager:</i> Ciotau, Cristian C	<i>Const. Code:</i> To be Closed

*Proj Desc:* This project will provide funding to construct improvements to the Ceres Trunk as identified in the Wastewater Master Plan. Improvements include rehabilitation of the 18-inch, 21-inch, 24-inch diameter Ceres Trunk (C-1), a new 300-foot, 24-inch diameter redundant trunk line (C-2b) to the Ceres Trunk (C2-a) that crosses Highway 99 near Blankenburg Avenue and Crows Landing Road, and rehabilitation of the existing 24-inch diameter trunk (c-2a).

*Proj Stat:* Construction complete, under warranty period.

Expenditures	Budget	Actual+Commit	Available	Prop. Inc./Dec. for 21-22	Budget+Prop. Inc./Dec.	Avail.+Prop. Inc./Dec.	22-23	23-24	24-25	25-26	Total Budgeted up to 2026
CA Construction Admin	574,593	214,656	359,937	0	574,593	359,937	0	0	0	0	574,593
CCF City Construction Fo	2,500	0	2,500	0	2,500	2,500	0	0	0	0	2,500
CON Construction	5,743,485	5,743,485	0	0	5,743,485	0	0	0	0	0	5,743,485
CTGY-CIP Contingency - CIP	456,979	175,966	281,013	0	456,979	281,013	0	0	0	0	456,979
EDA Eng/Design/Admin	1,050,057	991,370	58,687	0	1,050,057	58,687	0	0	0	0	1,050,057
LA Land Acquisition	7,000	943	6,057	0	7,000	6,057	0	0	0	0	7,000
<b>Expenditure Totals:</b>	<b>7,834,614</b>	<b>7,126,420</b>	<b>708,194</b>	<b>0</b>	<b>7,834,614</b>	<b>708,194</b>	<b>0</b>	<b>0</b>	<b>0</b>	<b>0</b>	<b>7,834,614</b>

<b>Fund Balance Required</b>	Budget+Prop. Inc./Dec.	Available+Prop. Inc./Dec.
Sewer Operations Fund-4210	7,834,614	708,194



# City of Modesto

Project #: 100737

UPP - Headworks Improvements at Sutter Ave WQC



**City of Modesto: 2022-26 Capital Improvement Program**

**UTL - Headworks Improvements at Sutter Ave WQC**

**100737**

**Capital Un-sponsored**

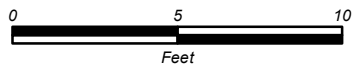

<i>Cost Center:</i> 49999	<i>Category:</i> Wastewater	<i>Start Date:</i> 2018
<i>Hosting Fund:</i> Sewer Operations Fund-4210	<i>Type Class:</i> Wastewater Utility	<i>End Date:</i> 2021
<i>Element Listing:</i> Comm Svcs & Fac	<i>Area:</i> Within City	<i>Status:</i> Active
<i>Classification:</i> Improvements	<i>Manager:</i> Ciotau, Cristian C	<i>Const. Code:</i> Construction Completed

*Proj Desc:* This project will providing funding to evaluate, design and construct the improvements to the City's existing headworks at the Sutter Wastewater Treatment Plant. The proposed scope of work will include modifications to the existing screens and grit removal improvements. This project was identified in the City's 2007 Wastewater Treatment Master Plan.

*Proj Stat:* Under Warranty

Expenditures	Budget	Actual+Commit	Available	Prop. Inc./Dec. for 21-22	Budget+Prop. Inc./Dec.	Avail.+Prop. Inc./Dec.	22-23	23-24	24-25	25-26	Total Budgeted up to 2026
CA Construction Admin	705,682	706,274	-592	0	705,682	-592	0	0	0	0	705,682
CCF City Construct Force	8,000	4,718	3,282	0	8,000	3,282	0	0	0	0	8,000
CON Construction	4,291,800	4,291,800	0	0	4,291,800	0	0	0	0	0	4,291,800
CTGY-CIP Contingency - CIP	429,300	422,645	6,655	0	429,300	6,655	0	0	0	0	429,300
EDA Eng/Design/Admin	1,399,655	1,398,574	1,081	0	1,399,655	1,081	0	0	0	0	1,399,655
<b>Expenditure Totals:</b>	<b>6,834,437</b>	<b>6,824,010</b>	<b>10,427</b>	<b>0</b>	<b>6,834,437</b>	<b>10,427</b>	<b>0</b>	<b>0</b>	<b>0</b>	<b>0</b>	<b>6,834,437</b>

<b>Fund Balance Required</b>	Budget+Prop. Inc./Dec.	Available+Prop. Inc./Dec.
Sewer Operations Fund-4210	6,834,437	10,427



**City of Modesto**

Project #: 100740

UPP - Wastewater Master Plan Updates



**City of Modesto: 2022-26 Capital Improvement Program**

**UTL - Wastewater Master Plan Updates**

**100740**

**Capital Un-sponsored**

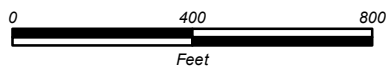
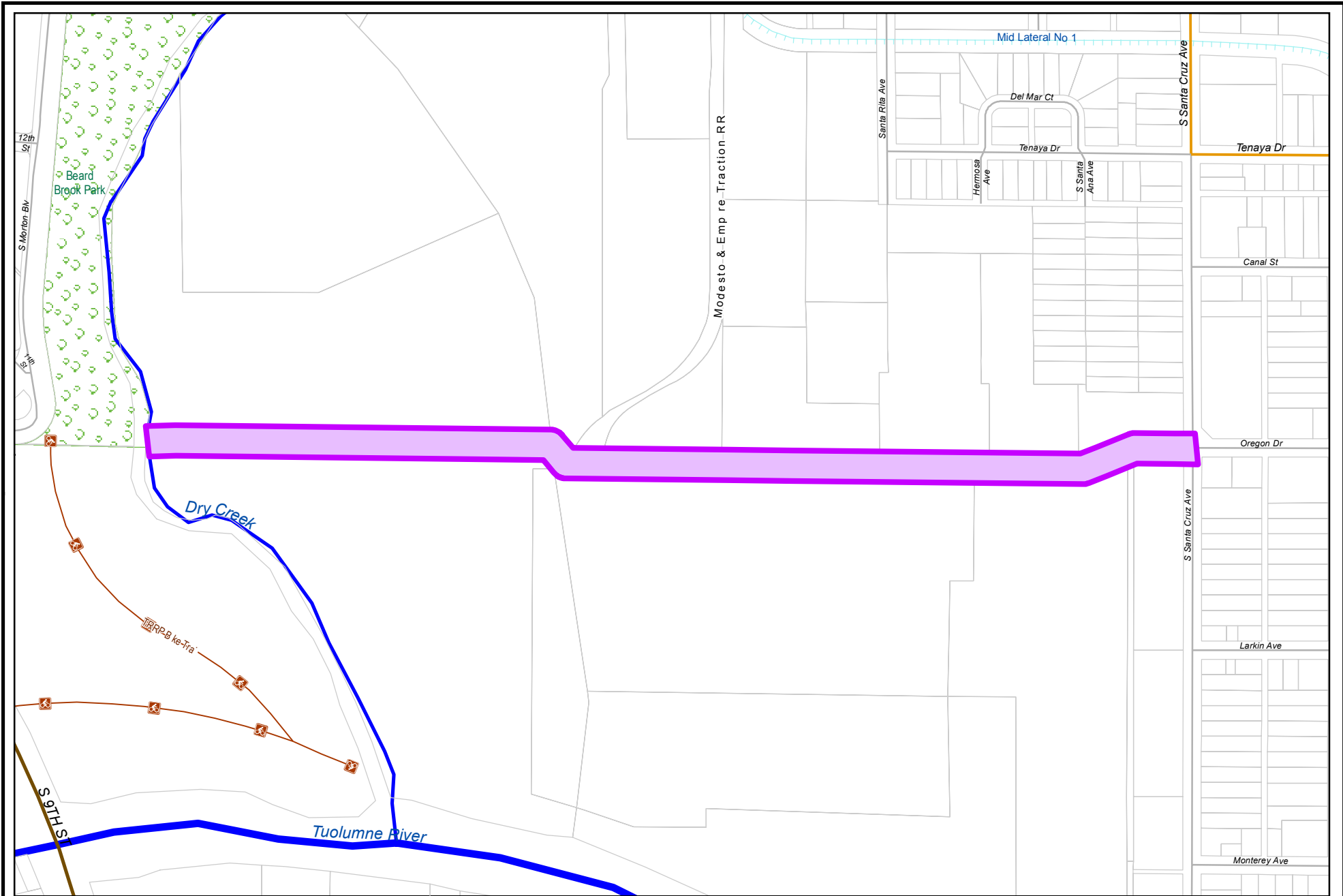
<i>Cost Center:</i> 49999	<i>Category:</i> Wastewater	<i>Start Date:</i> 2014
<i>Hosting Fund:</i> Sewer Operations Fund-4210	<i>Type Class:</i> Wastewater Utility	<i>End Date:</i> 2020
<i>Element Listing:</i> Comm Svcs & Fac	<i>Area:</i> Within City	<i>Status:</i> New
<i>Classification:</i> Improvements	<i>Manager:</i> Bond, Jack R	<i>Const. Code:</i> To be Closed

*Proj Desc:* This project provides funding for the preparation of a system-wide Wastewater Collection System and Treatment System Master Plan (WWMP). This includes sewer flow monitoring services, completion of the associated environmental review (CEQA) work, and staff time for managing these efforts. The WWMP will address system capacity to serve existing and future demands; including wastewater needs to comply with any General Plan changes, the recommendations of several ongoing specific planning efforts, wastewater hydraulic modeling updates, and capital improvements for both existing and future customers.

*Proj Stat:* The WWMP document has been completed, CEQA and MEIR work is completed.

Expenditures	Budget	Actual+Commit	Available	Prop. Inc./Dec. for 21-22	Budget+Prop. Inc./Dec.	Avail.+Prop. Inc./Dec.	22-23	23-24	24-25	25-26	Total Budgeted up to 2026
EDA Eng/Design/Admin	2,833,500	2,829,661	3,839	0	2,833,500	3,839	0	0	0	0	2,833,500
<b>Expenditure Totals:</b>	<b>2,833,500</b>	<b>2,829,661</b>	<b>3,839</b>	<b>0</b>	<b>2,833,500</b>	<b>3,839</b>	<b>0</b>	<b>0</b>	<b>0</b>	<b>0</b>	<b>2,833,500</b>

<b>Fund Balance Required</b>	Budget+Prop. Inc./Dec.	Available+Prop. Inc./Dec.
Sewer Operations Fund-4210	2,833,500	3,839



# City of Modesto

Project #: 100791

UPP - River Trunk Rehabilitation (Suspended)



**City of Modesto: 2022-26 Capital Improvement Program**

**UTL - River Trunk Rehabilitation (Suspended)**

**100791**

**Capital Un-sponsored**

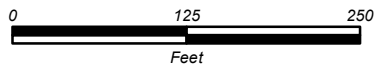
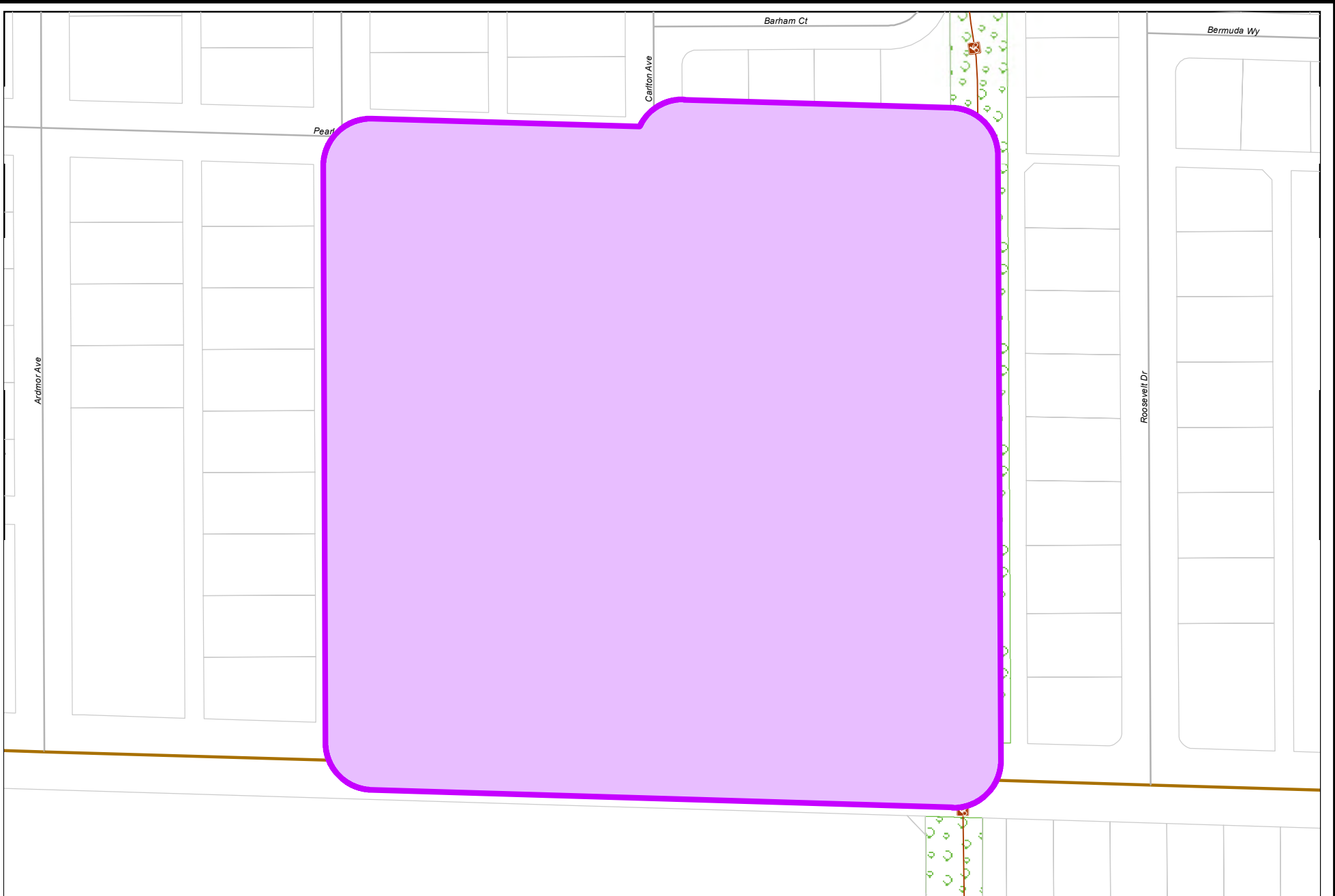
<i>Cost Center:</i> 49999	<i>Category:</i> Wastewater	<i>Start Date:</i> 2015
<i>Hosting Fund:</i> Sewer Operations Fund-4210	<i>Type Class:</i> Wastewater Utility	<i>End Date:</i> 2018
<i>Element Listing:</i> Comm Svcs & Fac	<i>Area:</i> Within City	<i>Status:</i> Active
<i>Classification:</i> Improvements	<i>Manager:</i> Ciotau, Cristian C	<i>Const. Code:</i> To be Closed

*Proj Desc:* The River Trunk begins at the Sutter Avenue Plant as a 60-inch diameter pipe and runs parallel to the Tuolumne River. It includes approximately 17,956 feet of pipe ranging in size from 24 to 66 inches in diameter, and is over 50 years old. This project will provide funding to rehabilitate a section of the river trunk at the Gallo Facility, approximately 2,700 feet.

*Proj Stat:* Construction completed, to be closed.

Expenditures	Budget	Actual+Commit	Available	Prop. Inc./Dec. for 21-22	Budget+Prop. Inc./Dec.	Avail.+Prop. Inc./Dec.	22-23	23-24	24-25	25-26	Total Budgeted up to 2026
CA Construction Admin	192,652	78,583	114,069	0	192,652	114,069	0	0	0	0	192,652
CON Construction	1,838,578	1,581,488	257,090	0	1,838,578	257,090	0	0	0	0	1,838,578
CTGY-CIP Contingency - CIP	174,587	28,463	146,124	0	174,587	146,124	0	0	0	0	174,587
EDA Eng/Design/Admin	309,183	295,835	13,348	0	309,183	13,348	0	0	0	0	309,183
<b>Expenditure Totals:</b>	<b>2,515,000</b>	<b>1,984,368</b>	<b>530,632</b>	<b>0</b>	<b>2,515,000</b>	<b>530,632</b>	<b>0</b>	<b>0</b>	<b>0</b>	<b>0</b>	<b>2,515,000</b>

<b>Fund Balance Required</b>	Budget+Prop. Inc./Dec.	Available+Prop. Inc./Dec.
Sewer Operations Fund-4210	2,515,000	530,632



# City of Modesto

Project #: 100793

UPP - Roosevelt Park Storm Drain Cross Connection Removal



**City of Modesto: 2022-26 Capital Improvement Program**

**UTL - Roosevelt Park Storm Drain Cross Connection Removal**

**100793**

**Capital Un-sponsored**

<i>Cost Center:</i> 49999	<i>Category:</i> Wastewater	<i>Start Date:</i> 2018
<i>Hosting Fund:</i> Sewer Operations Fund-4210	<i>Type Class:</i> Wastewater Utility	<i>End Date:</i> 2020
<i>Element Listing:</i> Comm Svcs & Fac	<i>Area:</i> Within City	<i>Status:</i> Active
<i>Classification:</i> Improvements	<i>Manager:</i> Ciotau, Cristian C	<i>Const. Code:</i> Construction Completed

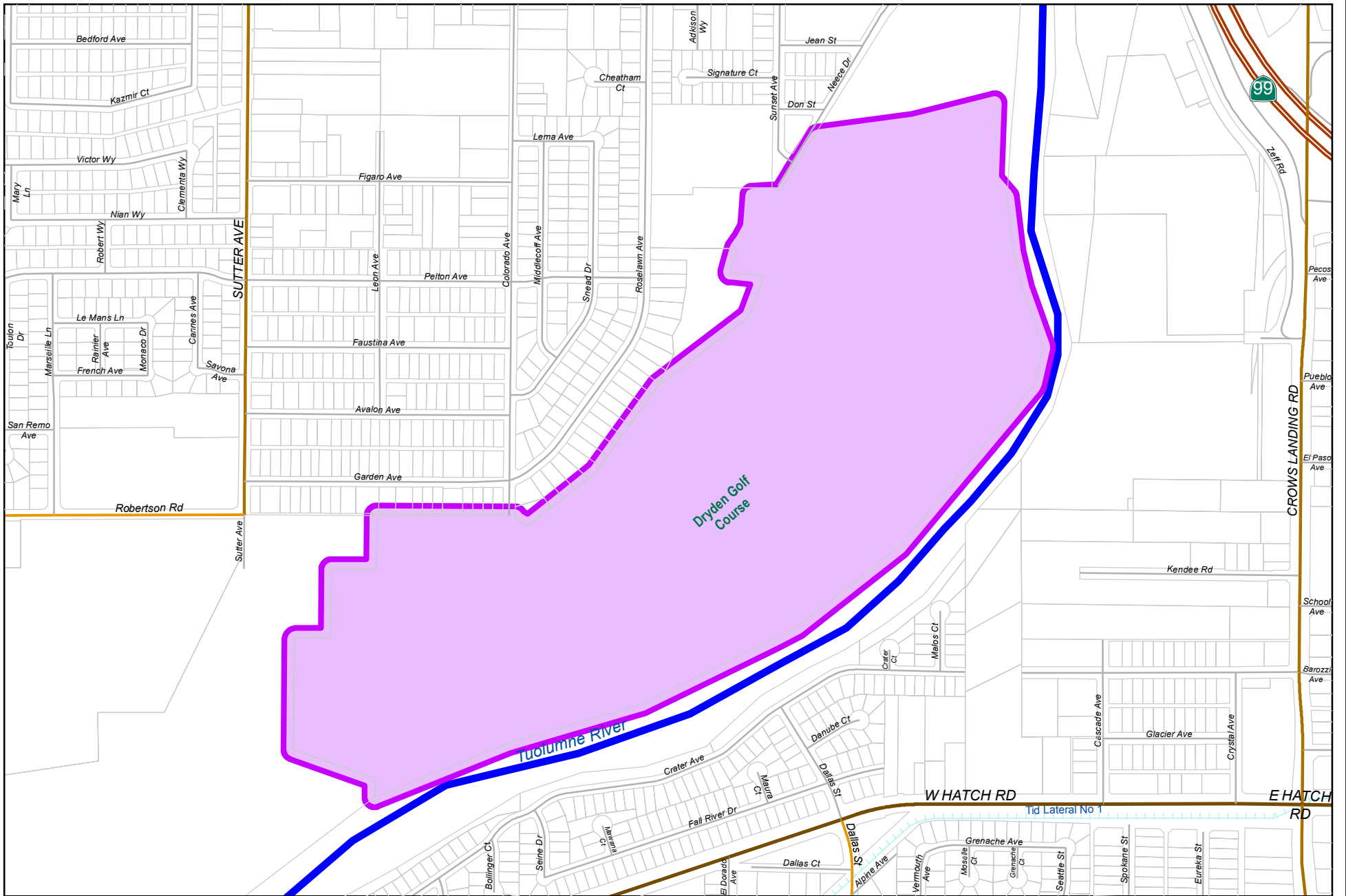
*Proj Desc:* The Preliminary Design Report (PDR) for the Area 2 Storm Drain Cross Connection Removal has been completed and approved. The first phase, Garrison Park, has been completed. This project will provide funding for the Final Design of the next phase; Roosevelt Park, and will remove existing storm drain cross connections into the sewer system and provide necessary storm drain improvements resulting from the cross connections being removed.

*Proj Stat:* Under Warranty

Revenues	Budget	Actuals+Commit	Available	Prop. Inc./Dec. for 21-22	Bud + Prop. Incr/Decr	Avail.+ Prop. Incr/Decr	22-23	23-24	24-25	25-26	Total Budgeted up to 2026
42210 Intergov - State - Department of Water Resources	4,619,290	4,642,626	-23,336	0	4,619,290	-23,336	0	0	0	0	4,619,290
47020 Refunds, Damages, and Cost Recovery	0	30	-30	0	0	-30	0	0	0	0	0
<b>Revenue Totals:</b>	<b>4,619,290</b>	<b>4,642,656</b>	<b>-23,366</b>	<b>0</b>	<b>4,619,290</b>	<b>-23,366</b>	<b>0</b>	<b>0</b>	<b>0</b>	<b>0</b>	<b>4,619,290</b>

Expenditures	Budget	Actual+Commit	Available	Prop. Inc./Dec. for 21-22	Budget+Prop. Inc./Dec.	Avail.+Prop. Inc./Dec.	22-23	23-24	24-25	25-26	Total Budgeted up to 2026
CA Construction Admin	552,450	593,768	-41,318	0	552,450	-41,318	0	0	0	0	552,450
CCF City Construct Force	19,000	14,438	4,562	0	19,000	4,562	0	0	0	0	19,000
CON Construction	6,149,356	6,132,316	17,041	0	6,149,356	17,041	0	0	0	0	6,149,356
CTGY-CIP Contingency - CIP	474,948	349,127	125,821	0	474,948	125,821	0	0	0	0	474,948
EDA Eng/Design/Admin	795,293	781,571	13,722	0	795,293	13,722	0	0	0	0	795,293
<b>Expenditure Totals:</b>	<b>7,991,047</b>	<b>7,871,219</b>	<b>119,828</b>	<b>0</b>	<b>7,991,047</b>	<b>119,828</b>	<b>0</b>	<b>0</b>	<b>0</b>	<b>0</b>	<b>7,991,047</b>

<b>Fund Balance Required</b>	Budget+Prop. Inc./Dec.	Available+Prop. Inc./Dec.
Sewer Operations Fund-4210	3,371,757	143,194



# City of Modesto

Project #: 100794

UPP - Dryden Box & Influent Flume Improvements



**City of Modesto: 2022-26 Capital Improvement Program**

**UTL - Dryden Box & Influent Flume Improvements**

**100794**

**Capital Un-sponsored**

<i>Cost Center:</i> 49999	<i>Category:</i> Wastewater	<i>Start Date:</i> 2018
<i>Hosting Fund:</i> Sewer Operations Fund-4210	<i>Type Class:</i> Wastewater Utility	<i>End Date:</i> 2021
<i>Element Listing:</i> Comm Svcs & Fac	<i>Area:</i> Within City	<i>Status:</i> Active
<i>Classification:</i> Improvements	<i>Manager:</i> Ciotau, Cristian C	<i>Const. Code:</i> Construction Completed

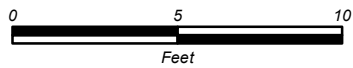

*Proj Desc:* This project will provide funding for improvements to the Dryden Box at the Sutter Treatment Plant including stabilization and coating. This project will also provide improvements to the Influent Flume as recommended in the Wastewater Master Plan, as well as improvements to the Cannery Segregation Pumping Station.

*Proj Stat:* Under Warranty

Revenues	Budget	Actuals+Commit	Available	Prop. Inc./Dec. for 21-22	Bud + Prop. Incr/Decr	Avail.+ Prop. Incr/Decr	22-23	23-24	24-25	25-26	Total Budgeted up to 2026
47020 Refunds, Damages, and Cost Recovery	0	0	0	0	0	0	0	0	0	0	0
<b>Revenue Totals:</b>	0	0	0	0	0	0	0	0	0	0	0

Expenditures	Budget	Actual+Commit	Available	Prop. Inc./Dec. for 21-22	Budget+Prop. Inc./Dec.	Avail.+Prop. Inc./Dec.	22-23	23-24	24-25	25-26	Total Budgeted up to 2026
CA Construction Admin	1,946,545	1,663,123	283,422	0	1,946,545	283,422	0	0	0	0	1,946,545
CCF City Construct Force	80,000	56,139	23,861	0	80,000	23,861	0	0	0	0	80,000
CON Construction	12,680,200	12,680,200	0	0	12,680,200	0	0	0	0	0	12,680,200
CTGY-CIP Contingency - CIP	1,267,900	867,670	400,230	0	1,267,900	400,230	0	0	0	0	1,267,900
EDA Eng/Design/Admin	1,925,884	1,801,320	124,564	0	1,925,884	124,564	0	0	0	0	1,925,884
<b>Expenditure Totals:</b>	17,900,529	17,068,452	832,077	0	17,900,529	832,077	0	0	0	0	17,900,529

<b>Fund Balance Required</b>	Budget+Prop. Inc./Dec.	Available+Prop. Inc./Dec.
Sewer Operations Fund-4210	17,900,529	832,077



**City of Modesto**

Project #: 100814

PW - Stormwater On-Call Engineering



**City of Modesto: 2022-26 Capital Improvement Program**

**UTL - Stormwater On-Call Engineering**

**100814**  
**Capital Un-sponsored**

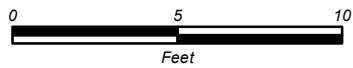

<i>Cost Center:</i> 59999	<i>Category:</i> Wastewater	<i>Start Date:</i>
<i>Hosting Fund:</i> Storm Drainage Fund-4480	<i>Type Class:</i> Maintenance	<i>End Date:</i>
<i>Element Listing:</i> Public Safety	<i>Area:</i> Within City	<i>Status:</i> Active
<i>Classification:</i> Maintenance	<i>Manager:</i> Koehler, Ben	<i>Const. Code:</i> Not Awarded

*Proj Desc:* This will be used for Stormwater On Call Engineering needs for Sutter and Jennings Wastewater Treatment Plant, Lift Stations and Collections.

*Proj Stat:* This is an on-going project for five years. Agreements end in September, 2019. No new funds will be added.

Expenditures	Budget	Actual+Commit	Available	Prop. Inc./Dec. for 21-22	Budget+Prop. Inc./Dec.	Avail.+Prop. Inc./Dec.	22-23	23-24	24-25	25-26	Total Budgeted up to 2026
CC Consultant Charges	400,000	280,413	119,587	0	400,000	119,587	0	0	0	0	400,000
Expenditure Totals:	400,000	280,413	119,587	0	400,000	119,587	0	0	0	0	400,000

Fund Balance Required	Budget+Prop. Inc./Dec.	Available+Prop. Inc./Dec.
Storm Drainage Fund-4480	400,000	119,587



**City of Modesto**

Project #: 100815

PW - Wastewater On-Call Engineering



**City of Modesto: 2022-26 Capital Improvement Program**

**UTL - Wastewater On-Call Engineering**

**100815**  
**Capital Un-sponsored**

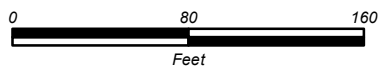
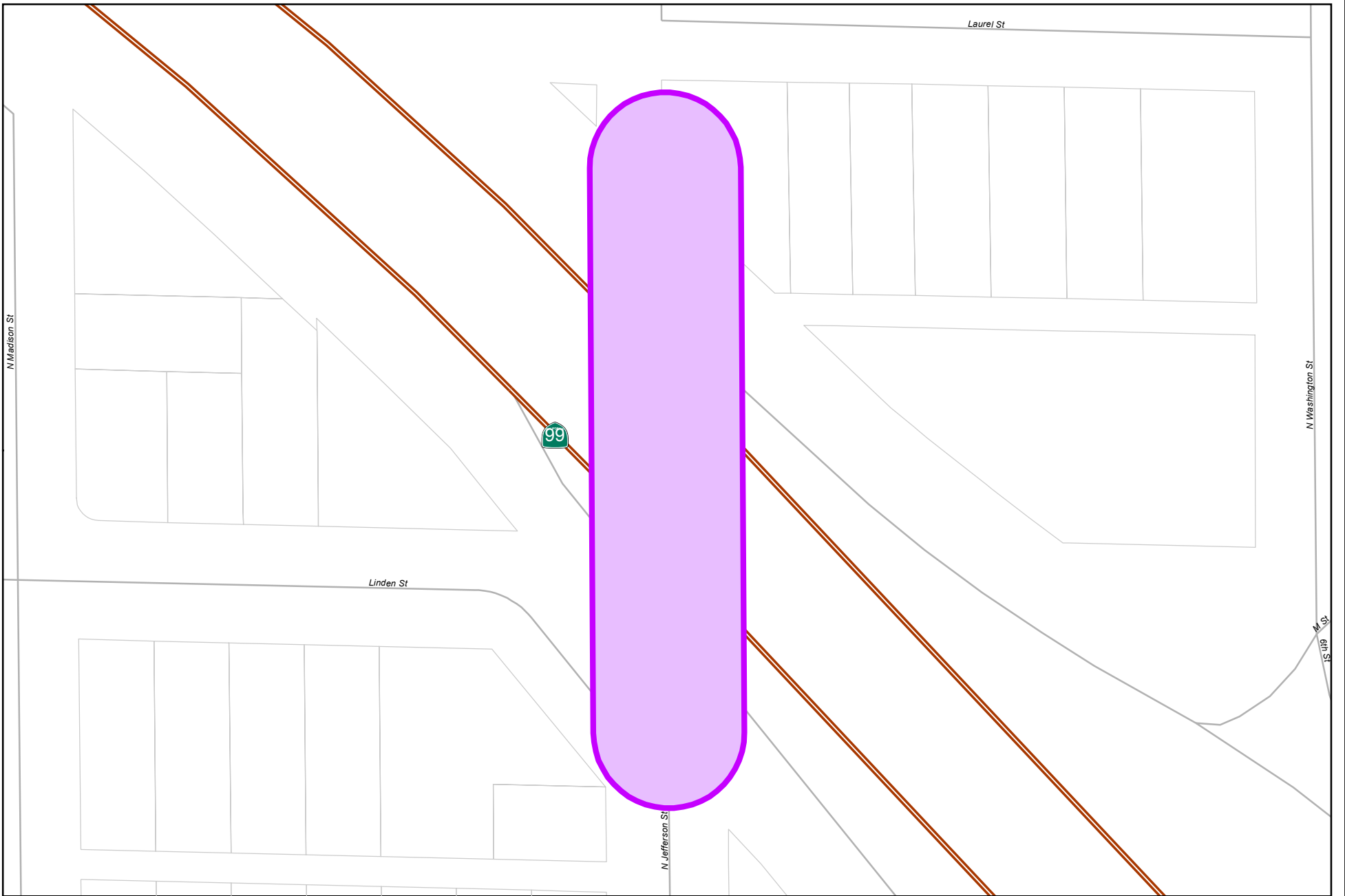
<i>Cost Center:</i> 59999	<i>Category:</i> Wastewater	<i>Start Date:</i>
<i>Hosting Fund:</i> Sewer Operations Fund-4210	<i>Type Class:</i> Maintenance	<i>End Date:</i>
<i>Element Listing:</i> Public Safety	<i>Area:</i> Within City	<i>Status:</i> Active
<i>Classification:</i> Maintenance	<i>Manager:</i> Koehler, Ben	<i>Const. Code:</i> Not Awarded

*Proj Desc:* This project will be used for Wastewater On Call Engineering needs for Sutter and Jennings Wastewater Treatment Plant, Lift Stations and Collections.

*Proj Stat:* This is an on-going five year project. Agreements end in September, 2019. No new funds are being added.

Expenditures	Budget	Actual+Commit	Available	Prop. Inc./Dec. for 21-22	Budget+Prop. Inc./Dec.	Avail.+Prop. Inc./Dec.	22-23	23-24	24-25	25-26	Total Budgeted up to 2026
CC Consultant Charges	812,000	792,694	19,306	188,000	1,000,000	207,306	0	0	0	0	1,000,000
Expenditure Totals:	812,000	792,694	19,306	188,000	1,000,000	207,306	0	0	0	0	1,000,000

Fund Balance Required	Budget+Prop. Inc./Dec.	Available+Prop. Inc./Dec.
Sewer Operations Fund-4210	1,000,000	207,306



# City of Modesto

Project #: 100842

UPP - Sutter Trunk Rehabilitation and Reliability



**City of Modesto: 2022-26 Capital Improvement Program**

**UTL - Sutter Trunk Rehabilitation and Reliability**

**100842**

**Capital Un-sponsored**

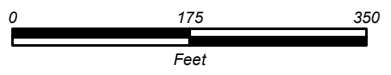
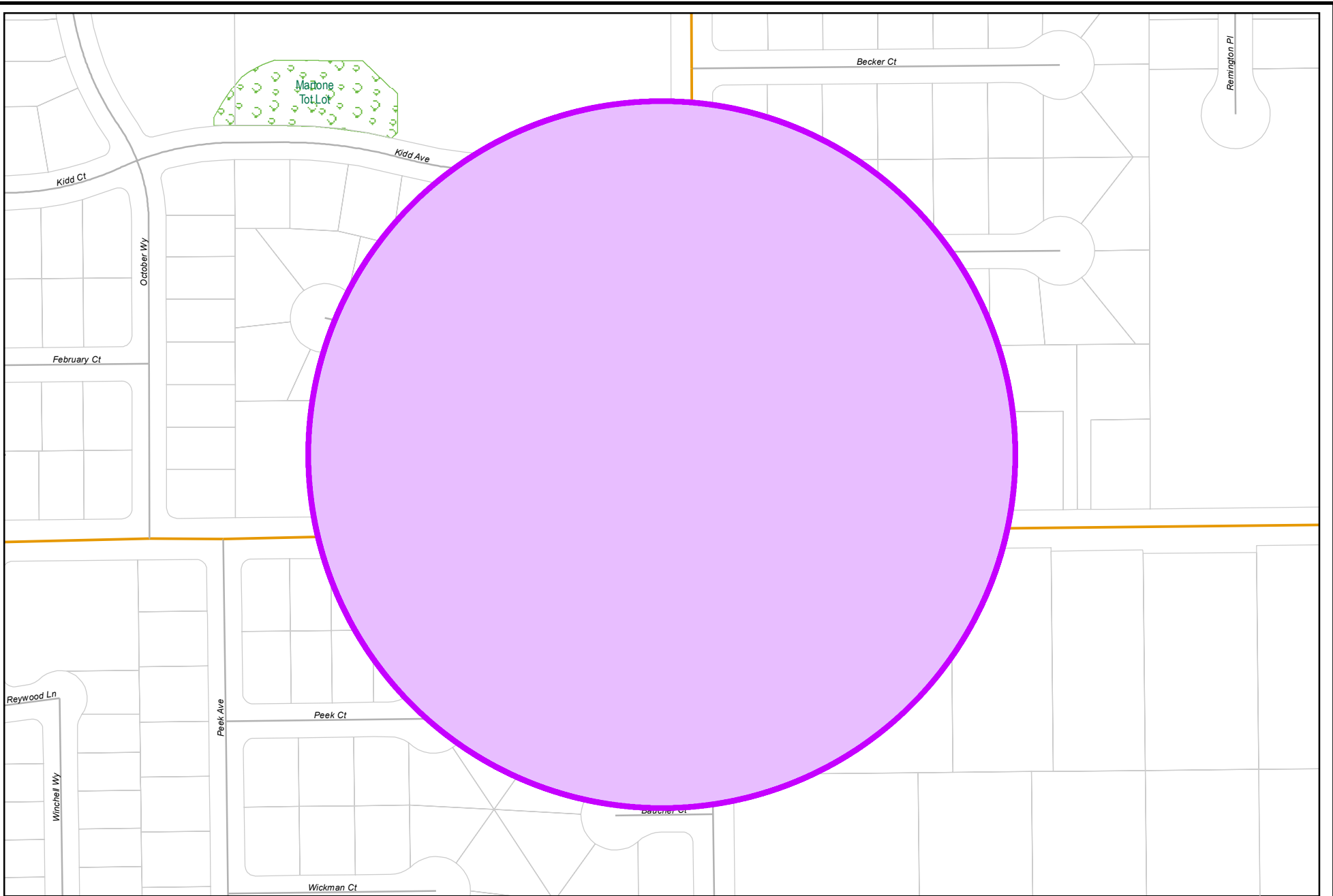
<i>Cost Center:</i> 49999	<i>Category:</i> Wastewater	<i>Start Date:</i> 2018
<i>Hosting Fund:</i> Sewer Operations Fund-4210	<i>Type Class:</i> Wastewater Utility	<i>End Date:</i> 2022
<i>Element Listing:</i> Comm Svcs & Fac	<i>Area:</i> Within City	<i>Status:</i> Active
<i>Classification:</i> Improvements	<i>Manager:</i> Ciotau, Cristian C	<i>Const. Code:</i> Not Awarded

*Proj Desc:* This project will provide funding for the Sutter Trunk which crosses Highway 99 near Jefferson Street as a 16-inch diameter pipeline. This project will construct a second 377-foot, 16-inch diameter pipeline. Following construction of the second pipeline, the existing segment would be rehabilitated. These improvements are referred to as project S4a and S4b in the Wastewater Master Plan.

*Proj Stat:* Design to begin FY 17-18. Construction anticipated FY 21/22.

Expenditures	Budget	Actual+Commit	Available	Prop. Inc./Dec. for 21-22	Budget+Prop. Inc./Dec.	Avail.+Prop. Inc./Dec.	22-23	23-24	24-25	25-26	Total Budgeted up to 2026
CA Construction Admin	320,000	1,239	318,761	0	320,000	318,761	0	0	0	0	320,000
CON Construction	4,000,000	0	4,000,000	0	4,000,000	4,000,000	0	0	0	0	4,000,000
CTGY-CIP Contingency - CIP	400,000	0	400,000	0	400,000	400,000	0	0	0	0	400,000
EDA Eng/Design/Admin	542,011	496,704	45,307	0	542,011	45,307	0	0	0	0	542,011
<b>Expenditure Totals:</b>	<b>5,262,011</b>	<b>497,943</b>	<b>4,764,068</b>	<b>0</b>	<b>5,262,011</b>	<b>4,764,068</b>	<b>0</b>	<b>0</b>	<b>0</b>	<b>0</b>	<b>5,262,011</b>

<b>Fund Balance Required</b>	Budget+Prop. Inc./Dec.	Available+Prop. Inc./Dec.
Sewer Operations Fund-4210	5,262,011	4,764,068



# City of Modesto

Project #: 100844

UTL - Woodland Lift Station Rehabilitation



**City of Modesto: 2022-26 Capital Improvement Program**

**UTL - Woodland Lift Station Rehabilitation**

**100844**

**Capital Un-sponsored**

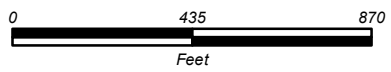
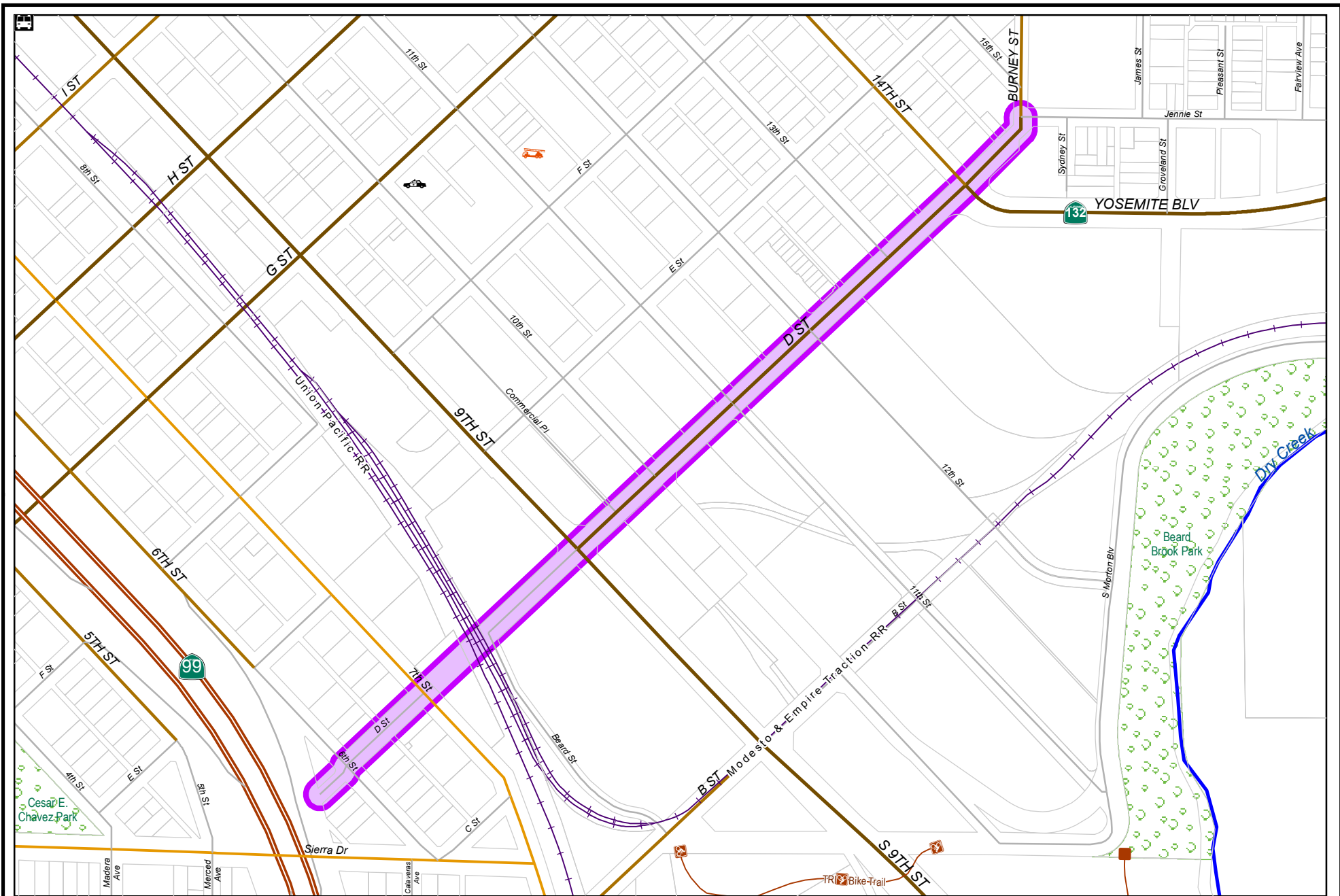
<i>Cost Center:</i> 49999	<i>Category:</i> Wastewater	<i>Start Date:</i> 2018
<i>Hosting Fund:</i> Sewer Operations Fund-4210	<i>Type Class:</i> Wastewater Utility	<i>End Date:</i> 2022
<i>Element Listing:</i> Comm Svcs & Fac	<i>Area:</i> Within City	<i>Status:</i> Active
<i>Classification:</i> Improvements	<i>Manager:</i> Ciotau, Cristian C	<i>Const. Code:</i> Not Awarded

*Proj Desc:* This project will provide rehabilitation improvements to the Woodland sewer lift station. Improvements include pump and piping replacement, access hatch replacement, control upgrades, rehabilitation to the odor control system and painting of the existing building. The project will also include further evaluation to identify other components in need of replacement or upgrades.

*Proj Stat:* Construction to be completed by end of FY 21/22.

Expenditures	Budget	Actual+Commit	Available	Prop. Inc./Dec. for 21-22	Budget+Prop. Inc./Dec.	Avail.+Prop. Inc./Dec.	22-23	23-24	24-25	25-26	Total Budgeted up to 2026
CA Construction Admin	73,611	694	72,917	0	73,611	72,917	0	0	0	0	73,611
CON Construction	1,200,000	0	1,200,000	0	1,200,000	1,200,000	0	0	0	0	1,200,000
CTGY-CIP Contingency - CIP	120,005	0	120,005	0	120,005	120,005	0	0	0	0	120,005
EDA Eng/Design/Admin	150,000	79,501	70,499	0	150,000	70,499	0	0	0	0	150,000
<b>Expenditure Totals:</b>	<b>1,543,616</b>	<b>80,195</b>	<b>1,463,421</b>	<b>0</b>	<b>1,543,616</b>	<b>1,463,421</b>	<b>0</b>	<b>0</b>	<b>0</b>	<b>0</b>	<b>1,543,616</b>

<b>Fund Balance Required</b>	Budget+Prop. Inc./Dec.	Available+Prop. Inc./Dec.
Sewer Operations Fund-4210	1,543,616	1,463,421



# City of Modesto

Project #: 100847

UTL - East Morris Neighborhood Sewer Replacement



**City of Modesto: 2022-26 Capital Improvement Program**

**UTL - East Morris Neighborhood Sewer Replacement**

**100847**

**Capital Un-sponsored**

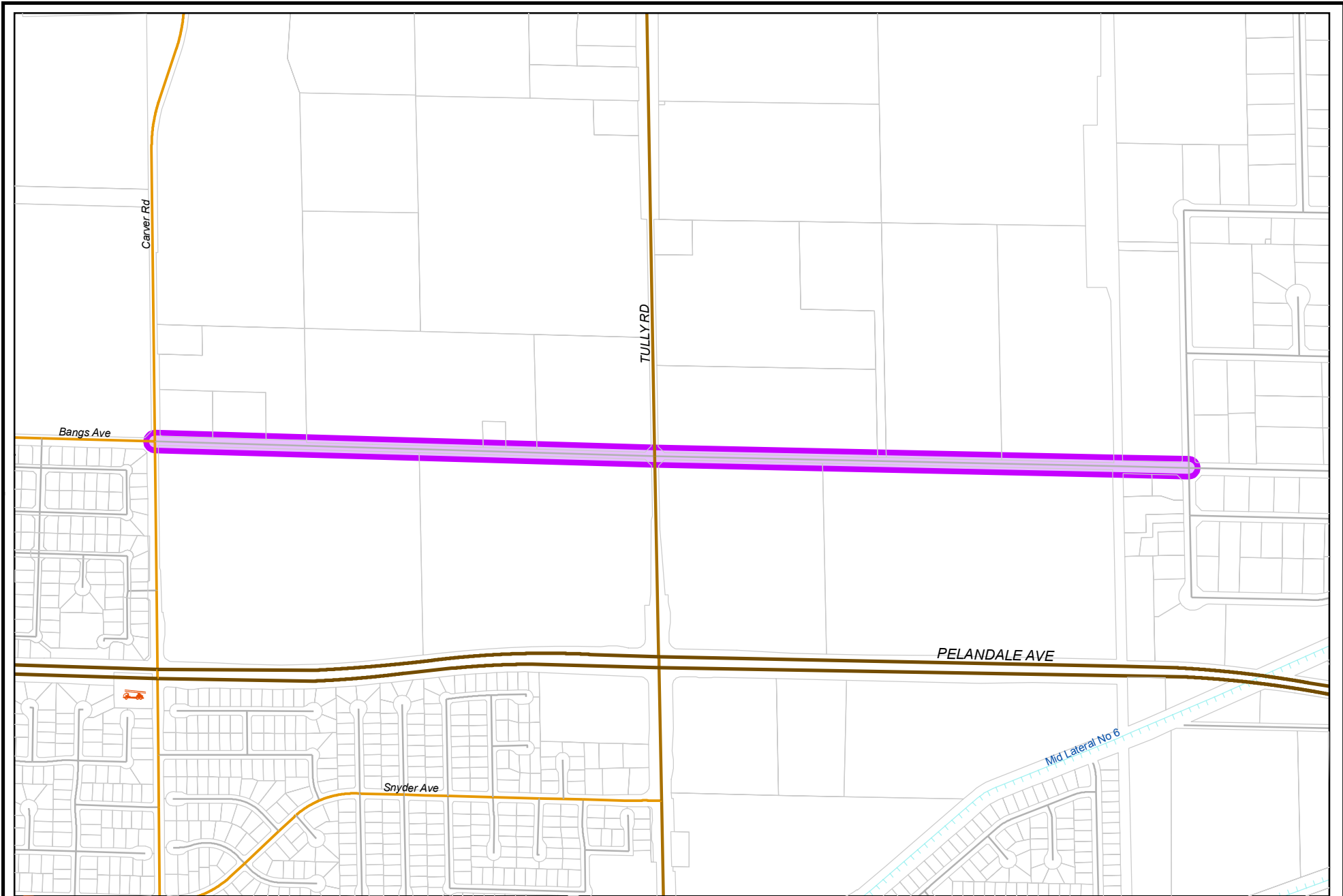
<i>Cost Center:</i> 49999	<i>Category:</i> Wastewater	<i>Start Date:</i> 2018
<i>Hosting Fund:</i> Sewer Operations Fund-4210	<i>Type Class:</i> Wastewater Utility	<i>End Date:</i> 2023
<i>Element Listing:</i> Comm Svcs & Fac	<i>Area:</i> Within City	<i>Status:</i> Active
<i>Classification:</i> Improvements	<i>Manager:</i> Ciotau, Cristian C	<i>Const. Code:</i> Not Awarded

*Proj Desc:* This project will provide funding to replace existing sewer mains in the East Morris neighborhood. This area is between McHenry and Coffee, and Downey and Fairmont. This is one of the oldest sewer systems in the City and has several deficiencies. Project to be completed in phases.

*Proj Stat:* Design being prepared. Construction anticipated FY 22/23 for Phase 1.

Expenditures	Budget	Actual+Commit	Available	Prop. Inc./Dec. for 21-22	Budget+Prop. Inc./Dec.	Avail.+Prop. Inc./Dec.	22-23	23-24	24-25	25-26	Total Budgeted up to 2026
CA Construction Admin	220,800	0	220,800	0	220,800	220,800	0	0	0	0	220,800
CON Construction	2,760,000	0	2,760,000	0	2,760,000	2,760,000	0	0	0	0	2,760,000
CTGY-CIP Contingency - CIP	220,800	0	220,800	0	220,800	220,800	0	0	0	0	220,800
EDA Eng/Design/Admin	352,800	239,721	113,079	0	352,800	113,079	0	0	0	0	352,800
<b>Expenditure Totals:</b>	<b>3,554,400</b>	<b>239,721</b>	<b>3,314,679</b>	<b>0</b>	<b>3,554,400</b>	<b>3,314,679</b>	<b>0</b>	<b>0</b>	<b>0</b>	<b>0</b>	<b>3,554,400</b>

<b>Fund Balance Required</b>	Budget+Prop. Inc./Dec.	Available+Prop. Inc./Dec.
Sewer Operations Fund-4210	3,554,400	3,314,679



# City of Modesto

Project #: 100849

UTL - North Trunk



**City of Modesto: 2022-26 Capital Improvement Program**

**UTL - North Trunk**

**100849**

**Capital Un-sponsored**

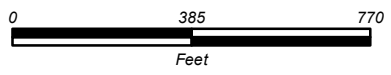
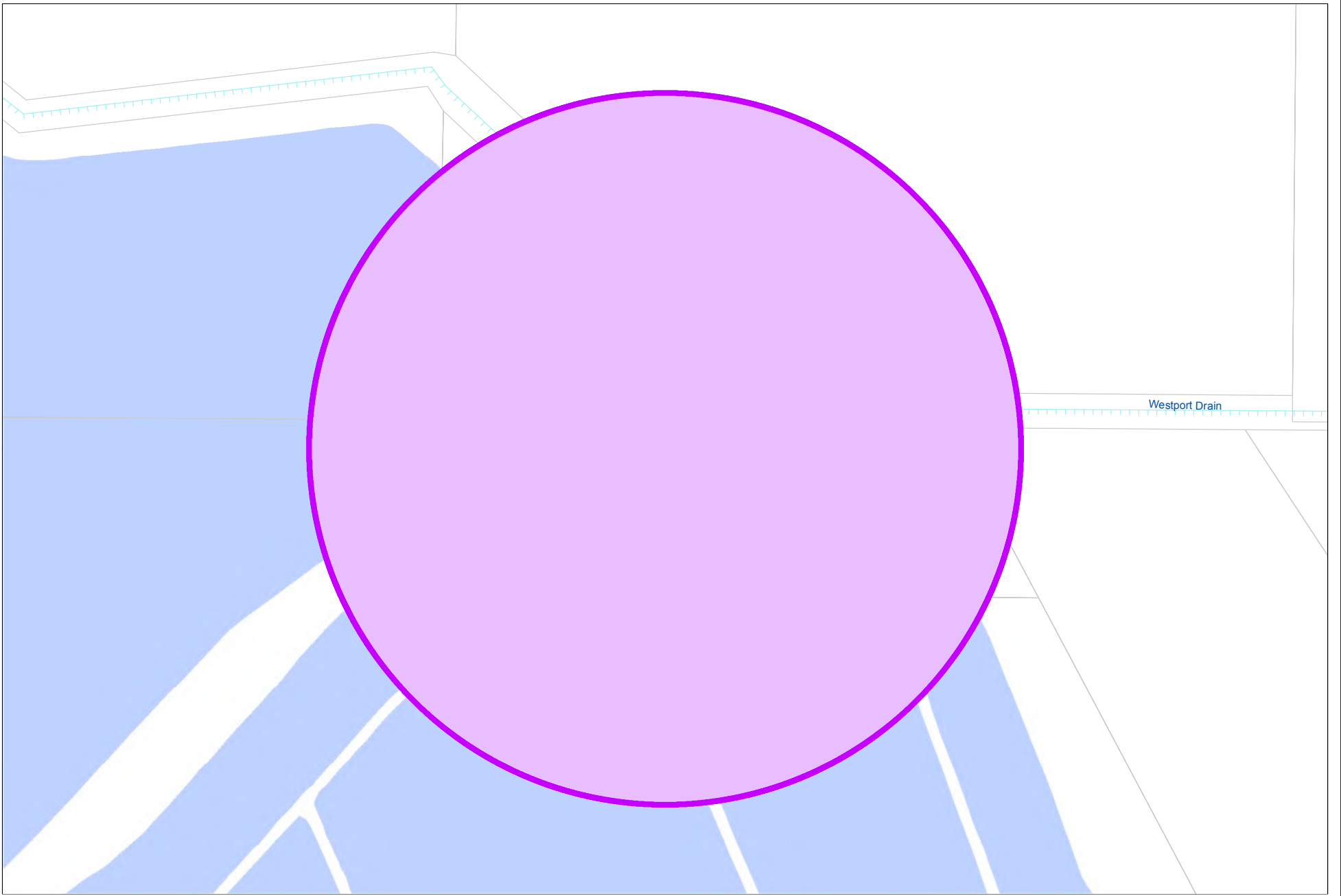
<i>Cost Center:</i> 49999	<i>Category:</i> Wastewater	<i>Start Date:</i> 2018
<i>Hosting Fund:</i> Sewer Operations Fund-4210	<i>Type Class:</i> Wastewater Utility	<i>End Date:</i> 2021
<i>Element Listing:</i> Comm Svcs & Fac	<i>Area:</i> Within City	<i>Status:</i> Active
<i>Classification:</i> Improvements	<i>Manager:</i> Franco, Jesse	<i>Const. Code:</i> Construction Completed

*Proj Desc:* This project will provide funding for the North Trunk N-1 which is an existing 39-inch diameter trunk that currently terminates at the intersection of Bangs Avenue and Carver Road. From this intersection, the trunk sewer conveys flows west in Bangs Avenue for approximately 5,300 feet to American Avenue. At American Avenue the trunk sewer proceeds south, where it is referred to as the West Trunk (Figure 4.1). The North Trunk will be extended east in Bangs Avenue to serve future development in the Kiernan/Carver, Kiernan/McHenry and Pelandale/McHenry areas. The new service improvements include 2,900 feet of 27 inch diameter pipe and 775 feet of 12 inch diameter pipe along Tully Rd between Bangs & Pelandale.

*Proj Stat:* Under Warranty

Expenditures	Budget	Actual+Commit	Available	Prop. Inc./Dec. for 21-22	Budget+Prop. Inc./Dec.	Avail.+Prop. Inc./Dec.	22-23	23-24	24-25	25-26	Total Budgeted up to 2026
CA Construction Admin	168,035	129,005	39,030	0	168,035	39,030	0	0	0	0	168,035
CON Construction	1,797,053	1,797,231	-178	0	1,797,053	-178	0	0	0	0	1,797,053
CTGY-CIP Contingency - CIP	179,705	0	179,705	0	179,705	179,705	0	0	0	0	179,705
EDA Eng/Design/Admin	178,288	174,118	4,170	0	178,288	4,170	0	0	0	0	178,288
<b>Expenditure Totals:</b>	<b>2,323,081</b>	<b>2,100,354</b>	<b>222,727</b>	<b>0</b>	<b>2,323,081</b>	<b>222,727</b>	<b>0</b>	<b>0</b>	<b>0</b>	<b>0</b>	<b>2,323,081</b>

<b>Fund Balance Required</b>	Budget+Prop. Inc./Dec.	Available+Prop. Inc./Dec.
Sewer Operations Fund-4210	2,323,081	222,727



**City of Modesto**

Project #: 100860

UPP - Jennings Facultative Ponds Biosolids Removal



**City of Modesto: 2022-26 Capital Improvement Program**

**UTL - Jennings Facultative Ponds Biosolids Removal**

**100860**

**Capital Un-sponsored**

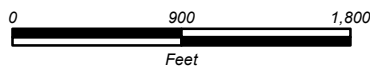
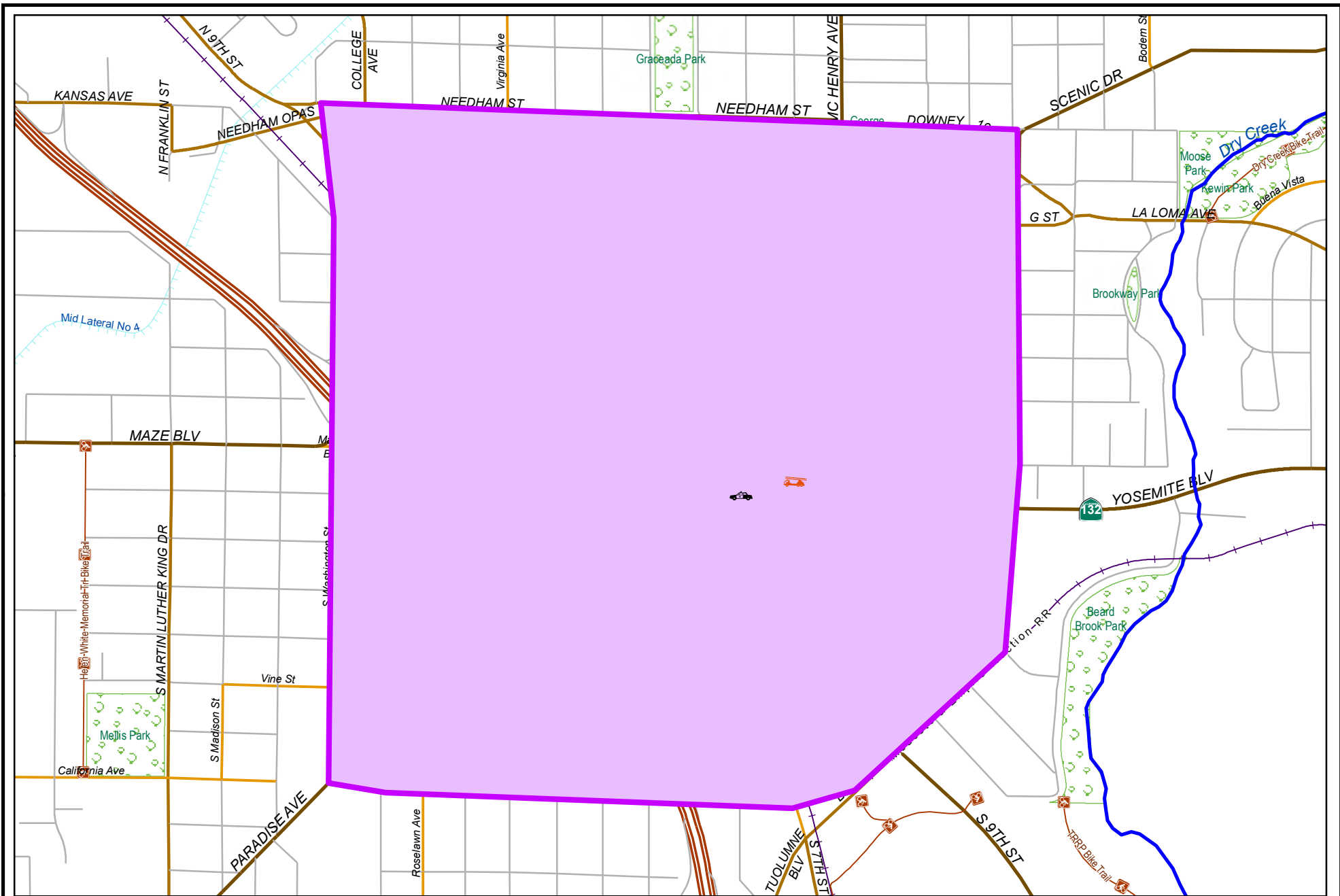
<i>Cost Center:</i> 49999	<i>Category:</i> Wastewater	<i>Start Date:</i> 2020
<i>Hosting Fund:</i> Sewer Operations Fund-4210	<i>Type Class:</i> Wastewater Utility	<i>End Date:</i> 2024
<i>Element Listing:</i> Comm Svcs & Fac	<i>Area:</i> Within City	<i>Status:</i> Active
<i>Classification:</i> Improvements	<i>Manager:</i> Ciotau, Cristian C	<i>Const. Code:</i> New or Future

*Proj Desc:* This project will provide funding for the removal of biosolids in the Facultative Ponds at the Jennings Plant. The existing ponds have accumulated substantial amounts of biosolids and have not been cleaned. It is anticipated that this project will be an annual CIP.

*Proj Stat:* Construction anticipated Spring 2021.

Expenditures	Budget	Actual+Commit	Available	Prop. Inc./Dec. for 21-22	Budget+Prop. Inc./Dec.	Avail.+Prop. Inc./Dec.	22-23	23-24	24-25	25-26	Total Budgeted up to 2026
CON Construction	1,500,000	0	1,500,000	0	1,500,000	1,500,000	0	0	0	0	1,500,000
EDA Eng/Design/Admin	150,000	79,975	70,025	0	150,000	70,025	0	0	0	0	150,000
<b>Expenditure Totals:</b>	1,650,000	79,975	1,570,025	0	1,650,000	1,570,025	0	0	0	0	1,650,000

<b>Fund Balance Required</b>	Budget+Prop. Inc./Dec.	Available+Prop. Inc./Dec.
Sewer Operations Fund-4210	1,650,000	1,570,025



# City of Modesto

Project #: 100861

UPP - Downtown Sewer Collection System Replacement



**City of Modesto: 2022-26 Capital Improvement Program**

**UTL - Downtown Sewer Collection System Replacement**

**100861**

**Capital Un-sponsored**

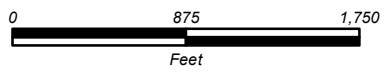
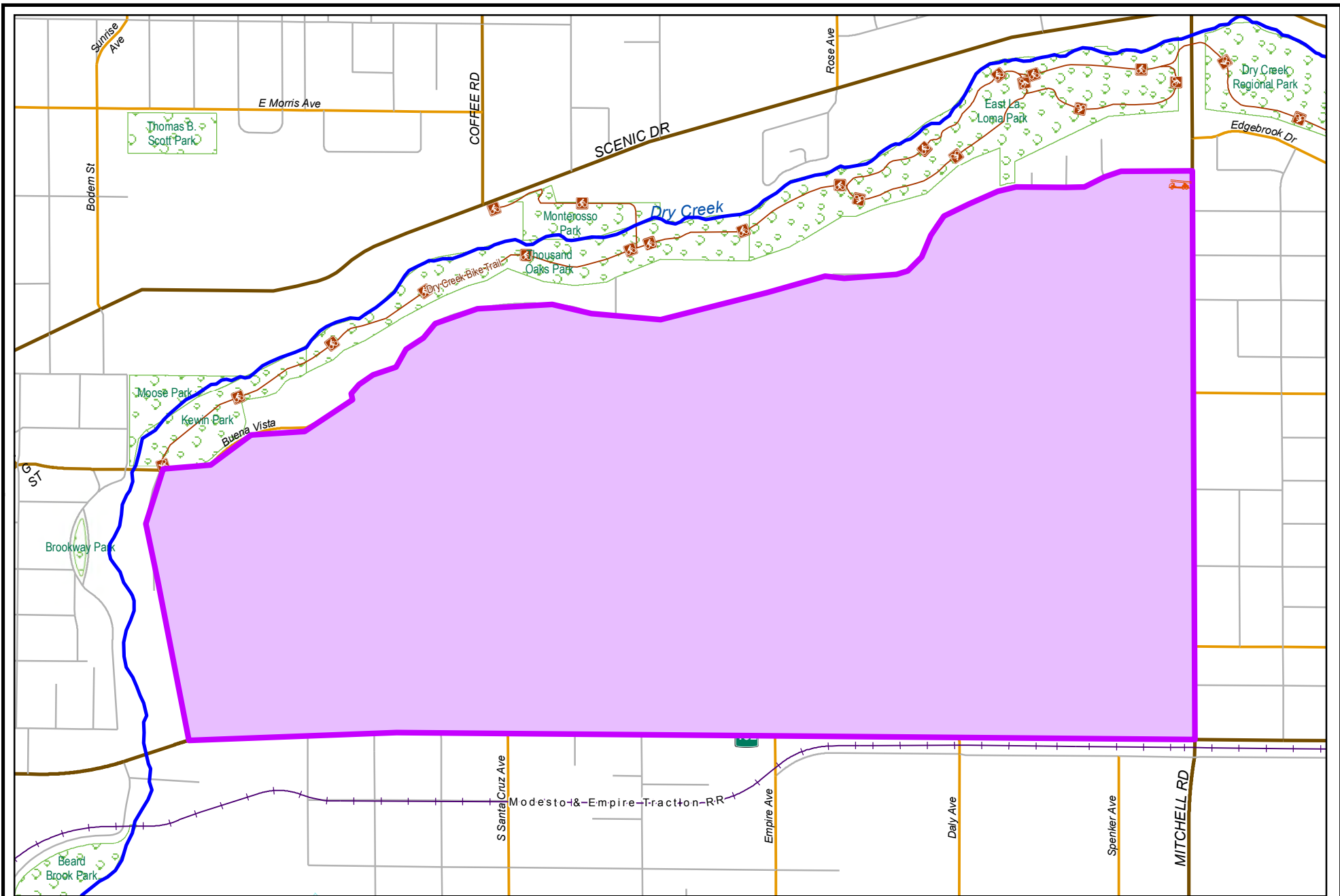
<i>Cost Center:</i> 49999	<i>Category:</i> Wastewater	<i>Start Date:</i> 2018
<i>Hosting Fund:</i> Sewer Operations Fund-4210	<i>Type Class:</i> Wastewater Utility	<i>End Date:</i> 2022
<i>Element Listing:</i> Comm Svcs & Fac	<i>Area:</i> Within City	<i>Status:</i> Active
<i>Classification:</i> Improvements	<i>Manager:</i> Ciotau, Cristian C	<i>Const. Code:</i> Not Awarded

*Proj Desc:* This project will provide funding to perform topographic survey and GIS coordination of the sewer system within the downtown to assist with sewer replacements. Engineering will then coordinate with Operations and the recent CCTV inspections to determine sections of replacement.

*Proj Stat:* Survey and design effort is anticipated to begin late Summer 2022, with phased construction to follow. First phase of construction anticipated FY 22/23.

Expenditures	Budget	Actual+Commit	Available	Prop. Inc./Dec. for 21-22	Budget+Prop. Inc./Dec.	Avail.+Prop. Inc./Dec.	22-23	23-24	24-25	25-26	Total Budgeted up to 2026
CA Construction Admin	80,000	0	80,000	0	80,000	80,000	0	0	0	0	80,000
CON Construction	1,000,000	0	1,000,000	0	1,000,000	1,000,000	0	0	0	0	1,000,000
CTGY-CIP Contingency - CIP	120,000	0	120,000	0	120,000	120,000	0	0	0	0	120,000
EDA Eng/Design/Admin	300,000	157,075	142,925	0	300,000	142,925	0	0	0	0	300,000
<b>Expenditure Totals:</b>	<b>1,500,000</b>	<b>157,075</b>	<b>1,342,925</b>	<b>0</b>	<b>1,500,000</b>	<b>1,342,925</b>	<b>0</b>	<b>0</b>	<b>0</b>	<b>0</b>	<b>1,500,000</b>

Fund Balance Required	Budget+Prop. Inc./Dec.	Available+Prop. Inc./Dec.
Sewer Operations Fund-4210	1,500,000	1,342,925



# City of Modesto

Project #: 100916

UTL - La Loma Sewer



**City of Modesto: 2022-26 Capital Improvement Program**

**UTL - La Loma Sewer**

**100916**  
**Capital Un-sponsored**

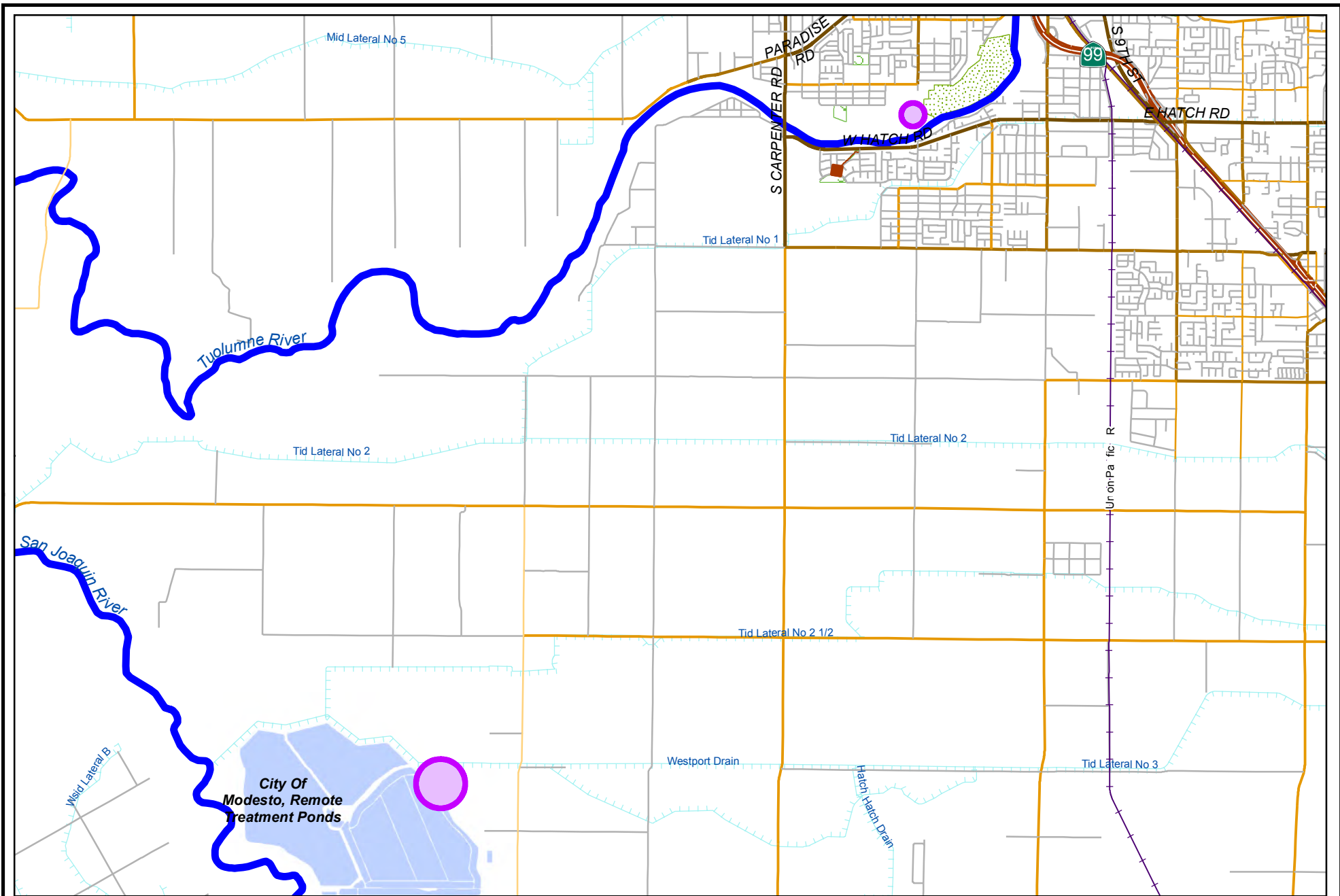
<i>Cost Center:</i> 49999	<i>Category:</i> Wastewater	<i>Start Date:</i> 2018
<i>Hosting Fund:</i> Sewer Operations Fund-4210	<i>Type Class:</i> Wastewater Utility	<i>End Date:</i> 2022
<i>Element Listing:</i> Comm Svcs & Fac	<i>Area:</i> Within City	<i>Status:</i> Active
<i>Classification:</i> Improvements	<i>Manager:</i> Ciotau, Cristian C	<i>Const. Code:</i> Not Awarded

*Proj Desc:* This project will provide sewer main replacements within various locations throughout the La Loma Neighborhood, bounded by El Rio Avenue and El Vista Avenue, and Edgebrook Drive and Yosemite Boulevard. Locations to be provided by Wastewater Collections staff.

*Proj Stat:* Design to be in conjunction with water improvements in same neighborhood. Construction anticipated Spring 2022.

Expenditures	Budget	Actual+Commit	Available	Prop. Inc./Dec. for 21-22	Budget+Prop. Inc./Dec.	Avail.+Prop. Inc./Dec.	22-23	23-24	24-25	25-26	Total Budgeted up to 2026
CA Construction Admin	90,000	20,211	69,789	0	90,000	69,789	0	0	0	0	90,000
CON Construction	750,000	3,500	746,500	0	750,000	746,500	0	0	0	0	750,000
CTGY-CIP Contingency - CIP	90,000	0	90,000	0	90,000	90,000	0	0	0	0	90,000
EDA Eng/Design/Admin	112,572	106,339	6,233	0	112,572	6,233	0	0	0	0	112,572
<b>Expenditure Totals:</b>	<b>1,042,572</b>	<b>130,049</b>	<b>912,523</b>	<b>0</b>	<b>1,042,572</b>	<b>912,523</b>	<b>0</b>	<b>0</b>	<b>0</b>	<b>0</b>	<b>1,042,572</b>

<b>Fund Balance Required</b>	Budget+Prop. Inc./Dec.	Available+Prop. Inc./Dec.
Sewer Operations Fund-4210	1,042,572	912,523



# City of Modesto

Project #: 100931

UTL - Plant Structural Improvements



**City of Modesto: 2022-26 Capital Improvement Program**

**UTL - Plant Structural Improvements**

**100931**  
**Capital Un-sponsored**

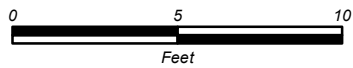

<i>Cost Center:</i> 49999	<i>Category:</i> Wastewater	<i>Start Date:</i> 2018
<i>Hosting Fund:</i> Sewer Operations Fund-4210	<i>Type Class:</i> Wastewater Utility	<i>End Date:</i> 2022
<i>Element Listing:</i> Comm Svcs & Fac	<i>Area:</i> Within City	<i>Status:</i> Active
<i>Classification:</i> Improvements	<i>Manager:</i> Ciotau, Cristian C	<i>Const. Code:</i> Not Awarded

*Proj Desc:* This project will provide structural repairs and improvements to Anaerobic Digesters No. 1 and 2 at the Sutter Plant.

*Proj Stat:* Construction to be completed by end of FY 21/22.

Expenditures	Budget	Actual+Commit	Available	Prop. Inc./Dec. for 21-22	Budget+Prop. Inc./Dec.	Avail.+Prop. Inc./Dec.	22-23	23-24	24-25	25-26	Total Budgeted up to 2026
CA Construction Admin	80,000	1,060	78,940	0	80,000	78,940	0	0	0	0	80,000
CON Construction	1,050,000	0	1,050,000	0	1,050,000	1,050,000	0	0	0	0	1,050,000
CTGY-CIP Contingency - CIP	80,000	0	80,000	0	80,000	80,000	0	0	0	0	80,000
EDA Eng/Design/Admin	85,000	47,740	37,260	0	85,000	37,260	0	0	0	0	85,000
<b>Expenditure Totals:</b>	<b>1,295,000</b>	<b>48,800</b>	<b>1,246,200</b>	<b>0</b>	<b>1,295,000</b>	<b>1,246,200</b>	<b>0</b>	<b>0</b>	<b>0</b>	<b>0</b>	<b>1,295,000</b>

<b>Fund Balance Required</b>	Budget+Prop. Inc./Dec.	Available+Prop. Inc./Dec.
Sewer Operations Fund-4210	1,295,000	1,246,200



**City of Modesto**

Project #: 100996

UPP - 2017-2018 Sewer Replacement



**City of Modesto: 2022-26 Capital Improvement Program**

**UTL - 2017-2018 Sewer Replacement**

**100996**

**Capital Un-sponsored**

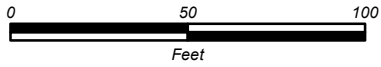

<i>Cost Center:</i> 49999	<i>Category:</i> Wastewater	<i>Start Date:</i> 2019
<i>Hosting Fund:</i> Sewer Operations Fund-4210	<i>Type Class:</i> Wastewater Utility	<i>End Date:</i> 2020
<i>Element Listing:</i> Comm Svcs & Fac	<i>Area:</i> Within City	<i>Status:</i> Active
<i>Classification:</i> Improvements	<i>Manager:</i> Ciotau, Cristian C	<i>Const. Code:</i> Construction Completed

*Proj Desc:* This project will address sewer collection maintenance issues within various locations throughout the City and provide necessary sewer replacements. Locations include 10th Street and D Street (Salvation Army) and various locations for new sewer clean-outs.

*Proj Stat:* Under Warranty

Expenditures	Budget	Actual+Commit	Available	Prop. Inc./Dec. for 21-22	Budget+Prop. Inc./Dec.	Avail.+Prop. Inc./Dec.	22-23	23-24	24-25	25-26	Total Budgeted up to 2026
CA Construction Admin	77,782	80,492	-2,710	0	77,782	-2,710	0	0	0	0	77,782
CON Construction	691,296	691,296	0	0	691,296	0	0	0	0	0	691,296
CTGY-CIP Contingency - CIP	297,257	259,736	37,521	0	297,257	37,521	0	0	0	0	297,257
EDA Eng/Design/Admin	63,341	52,577	10,764	0	63,341	10,764	0	0	0	0	63,341
<b>Expenditure Totals:</b>	<b>1,129,676</b>	<b>1,084,101</b>	<b>45,575</b>	<b>0</b>	<b>1,129,676</b>	<b>45,575</b>	<b>0</b>	<b>0</b>	<b>0</b>	<b>0</b>	<b>1,129,676</b>

<b>Fund Balance Required</b>	Budget+Prop. Inc./Dec.	Available+Prop. Inc./Dec.
Sewer Operations Fund-4210	1,129,676	45,575



**City of Modesto**

Project #: 100998

UPP - Encina Sewer Lift Station Replacement



**City of Modesto: 2022-26 Capital Improvement Program**

**UTL - Encina Sewer Lift Station Replacement**

**100998**

**Capital Un-sponsored**

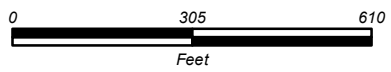
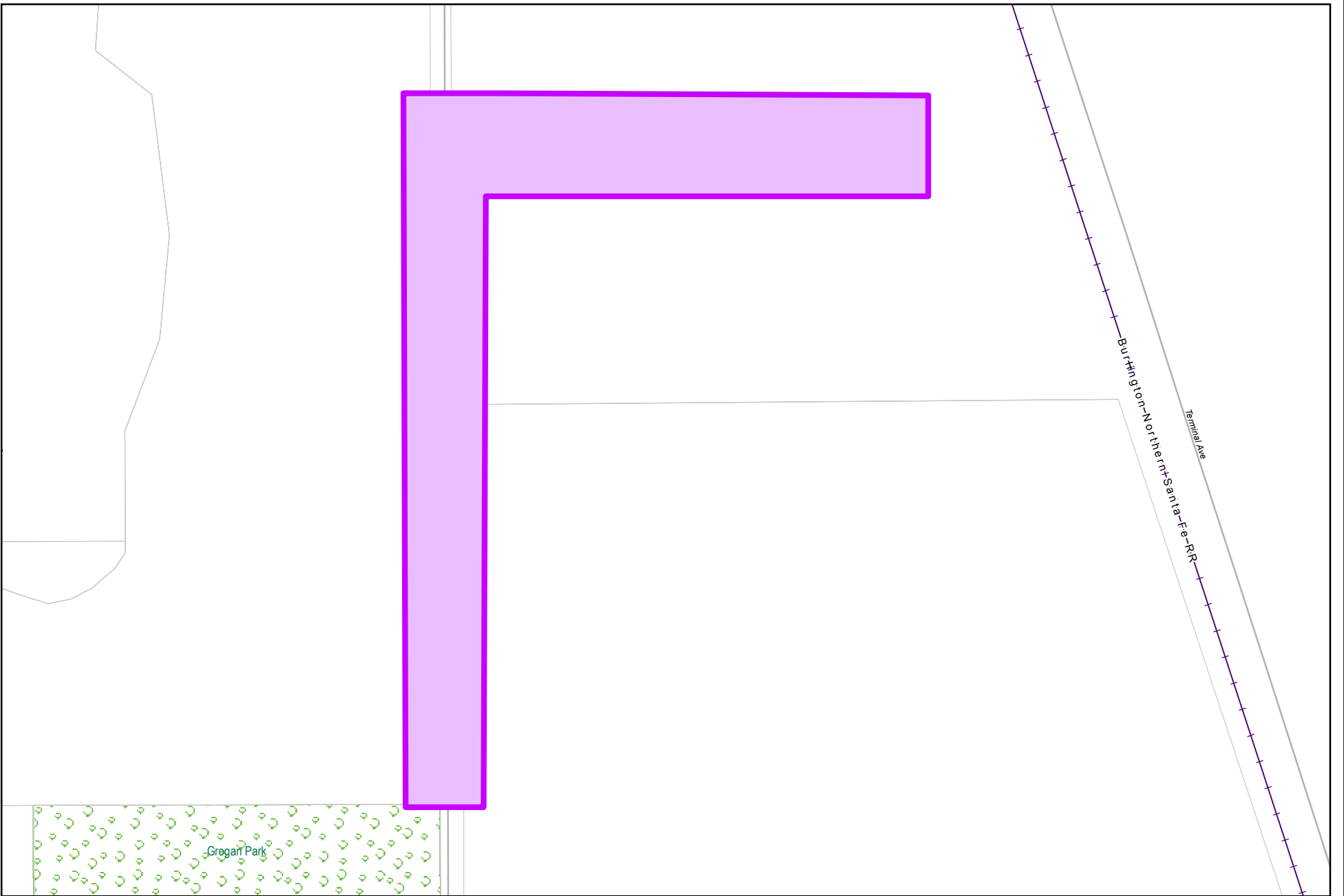
<i>Cost Center:</i> 49999	<i>Category:</i> Wastewater	<i>Start Date:</i> 2019
<i>Hosting Fund:</i> Sewer Operations Fund-4210	<i>Type Class:</i> Wastewater Utility	<i>End Date:</i> 2023
<i>Element Listing:</i> Comm Svcs & Fac	<i>Area:</i> Within City	<i>Status:</i> Active
<i>Classification:</i> Improvements	<i>Manager:</i> Ciotau, Cristian C	<i>Const. Code:</i> Not Awarded

*Proj Desc:* This project will provide funding for the Encina Sewer Lift Station located near the southwest corner of Encina Avenue and Trask Lane. The existing lift station is located within the roadway making routine maintenance challenging. Lift Station will be relocated out of the street to an adjacent location within public right-of-way. Work for the project will consist of constructing a new submersible lift station with two submersible pumps.

*Proj Stat:* Design to begin late summer 2021. Construction anticipated fall 21/22.

Expenditures	Budget	Actual+Commit	Available	Prop. Inc./Dec. for 21-22	Budget+Prop. Inc./Dec.	Avail.+Prop. Inc./Dec.	22-23	23-24	24-25	25-26	Total Budgeted up to 2026
CA Construction Admin	70,000	0	70,000	0	70,000	70,000	0	0	0	0	70,000
CON Construction	1,032,000	0	1,032,000	0	1,032,000	1,032,000	0	0	0	0	1,032,000
CTGY-CIP Contingency - CIP	119,105	0	119,105	0	119,105	119,105	0	0	0	0	119,105
EDA Eng/Design/Admin	93,506	8,442	85,064	0	93,506	85,064	0	0	0	0	93,506
<b>Expenditure Totals:</b>	<b>1,314,611</b>	<b>8,442</b>	<b>1,306,169</b>	<b>0</b>	<b>1,314,611</b>	<b>1,306,169</b>	<b>0</b>	<b>0</b>	<b>0</b>	<b>0</b>	<b>1,314,611</b>

<b>Fund Balance Required</b>	Budget+Prop. Inc./Dec.	Available+Prop. Inc./Dec.
Sewer Operations Fund-4210	1,314,611	1,306,169



**City of Modesto**

Project #: 101002

UPP - Litt Road Sewer Trunk Extension



**City of Modesto: 2022-26 Capital Improvement Program**

**UTL - Litt Road Sewer Trunk Extension**

**101002**

**Capital Un-sponsored**

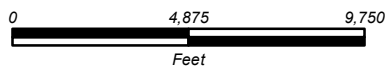
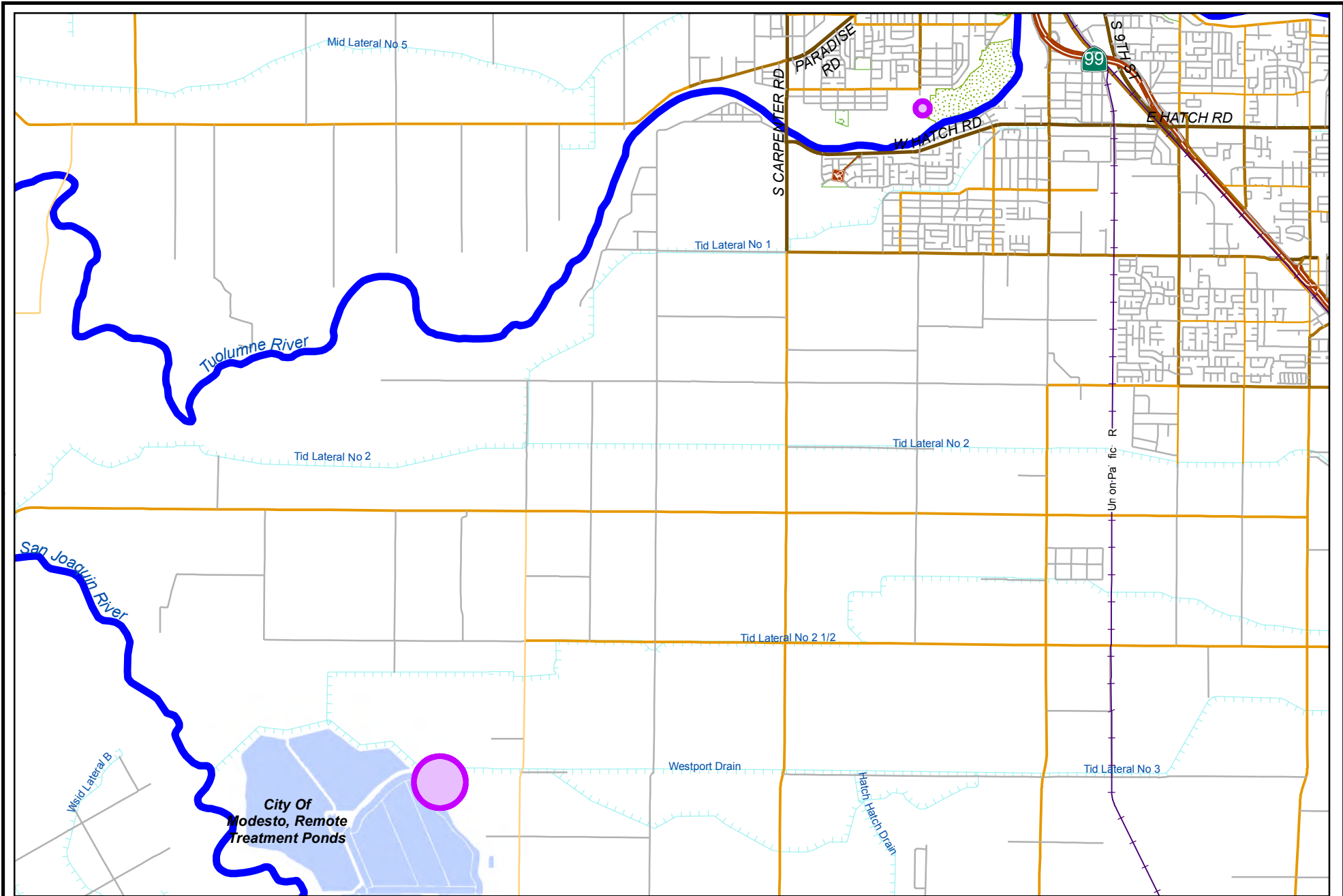
<i>Cost Center:</i> 49999	<i>Category:</i> Wastewater	<i>Start Date:</i> 2018
<i>Hosting Fund:</i> Sewer Operations Fund-4210	<i>Type Class:</i> Wastewater Utility	<i>End Date:</i> 2021
<i>Element Listing:</i> Comm Svcs & Fac	<i>Area:</i> Within City	<i>Status:</i> Active
<i>Classification:</i> Improvements	<i>Manager:</i> Ciotau, Cristian C	<i>Const. Code:</i> To be Closed

*Proj Desc:* This project will provide funding to extend the 21-inch diameter sewer trunk along Litt Road approximately 2500 feet as well as a installing a sewer main to serve the future Corporation yard.

*Proj Stat:* Construction Complete.

Expenditures	Budget	Actual+Commit	Available	Prop. Inc./Dec. for 21-22	Budget+Prop. Inc./Dec.	Avail.+Prop. Inc./Dec.	22-23	23-24	24-25	25-26	Total Budgeted up to 2026
CA Construction Admin	72,000	42,873	29,127	0	72,000	29,127	0	0	0	0	72,000
CON Construction	600,000	483,086	116,914	0	600,000	116,914	0	0	0	0	600,000
CTGY-CIP Contingency - CIP	60,000	54,478	5,522	0	60,000	5,522	0	0	0	0	60,000
EDA Eng/Design/Admin	72,000	5,584	66,416	0	72,000	66,416	0	0	0	0	72,000
<b>Expenditure Totals:</b>	<b>804,000</b>	<b>586,021</b>	<b>217,979</b>	<b>0</b>	<b>804,000</b>	<b>217,979</b>	<b>0</b>	<b>0</b>	<b>0</b>	<b>0</b>	<b>804,000</b>

<b>Fund Balance Required</b>	Budget+Prop. Inc./Dec.	Available+Prop. Inc./Dec.
Sewer Operations Fund-4210	804,000	217,979



**City of Modesto**

Project #: 101004

UPP - Wastewater Building Upgrades



**City of Modesto: 2022-26 Capital Improvement Program**

**UTL - Wastewater Building Upgrades**

**101004**  
**Capital Un-sponsored**

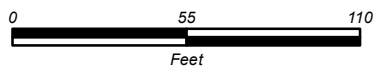
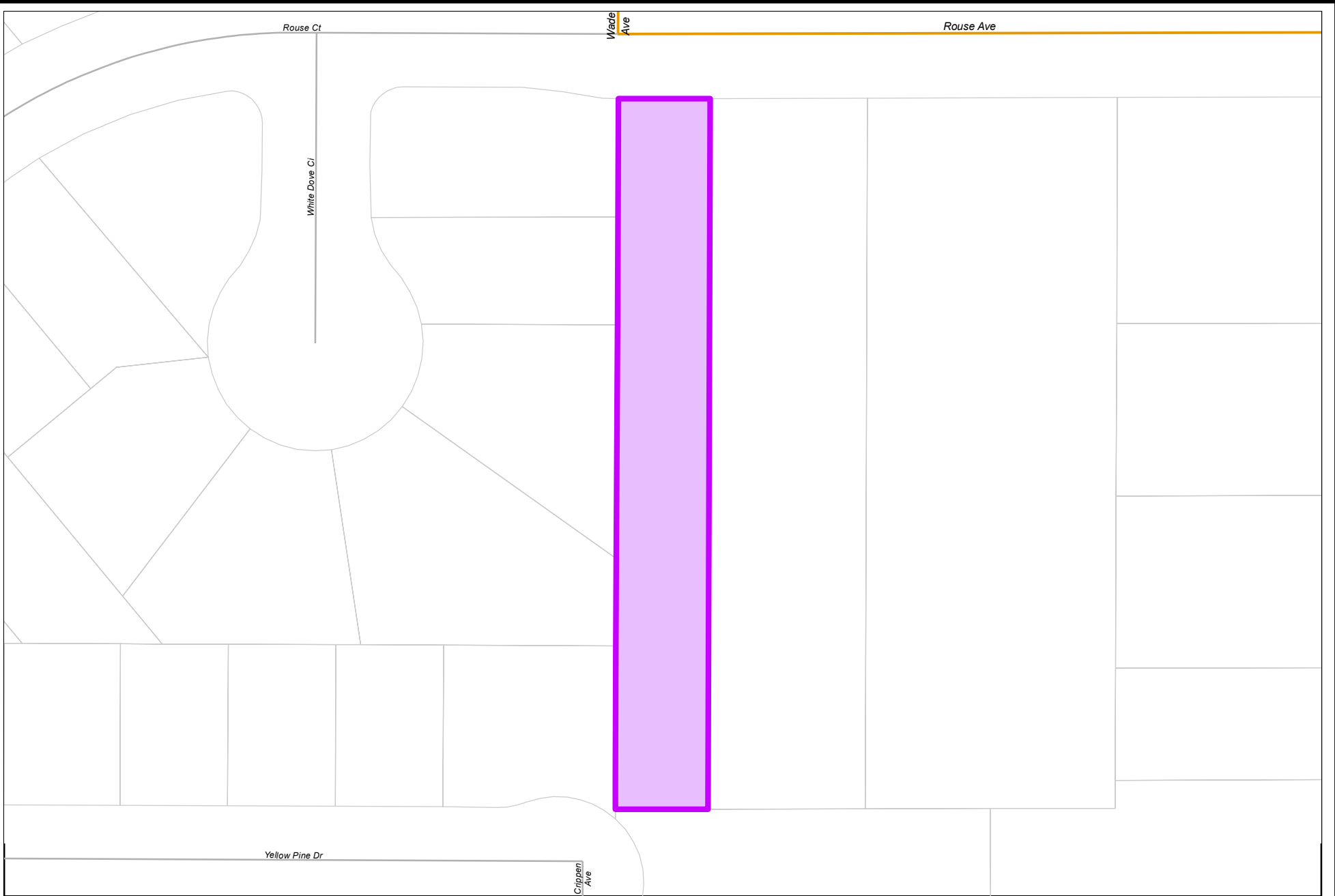
<i>Cost Center:</i> 49999	<i>Category:</i> Wastewater	<i>Start Date:</i> 2018
<i>Hosting Fund:</i> Sewer Operations Fund-4210	<i>Type Class:</i> Wastewater Utility	<i>End Date:</i> 2022
<i>Element Listing:</i> Comm Svcs & Fac	<i>Area:</i> Within City	<i>Status:</i> Active
<i>Classification:</i> Improvements	<i>Manager:</i> Ciotau, Cristian C	<i>Const. Code:</i> Not Awarded

*Proj Desc:* This project will provide funding for upgrades to existing buildings at the Wastewater Plants including the MCC buildings and the Jennings Lab.

*Proj Stat:* Construction to be complete by end of summer 2022.

Expenditures	Budget	Actual+Commit	Available	Prop. Inc./Dec. for 21-22	Budget+Prop. Inc./Dec.	Avail.+Prop. Inc./Dec.	22-23	23-24	24-25	25-26	Total Budgeted up to 2026
CA Construction Admin	80,000	1,315	78,685	0	80,000	78,685	0	0	0	0	80,000
CON Construction	1,000,000	0	1,000,000	0	1,000,000	1,000,000	0	0	0	0	1,000,000
CTGY-CIP Contingency - CIP	100,000	0	100,000	0	100,000	100,000	0	0	0	0	100,000
EDA Eng/Design/Admin	92,000	80,733	11,267	0	92,000	11,267	0	0	0	0	92,000
<b>Expenditure Totals:</b>	<b>1,272,000</b>	<b>82,048</b>	<b>1,189,952</b>	<b>0</b>	<b>1,272,000</b>	<b>1,189,952</b>	<b>0</b>	<b>0</b>	<b>0</b>	<b>0</b>	<b>1,272,000</b>

<b>Fund Balance Required</b>	Budget+Prop. Inc./Dec.	Available+Prop. Inc./Dec.
Sewer Operations Fund-4210	1,272,000	1,189,952



**City of Modesto**

Project #: 101032

UTL - Rouse Easement Improvements



**City of Modesto: 2022-26 Capital Improvement Program**

**UTL - Rouse Easement Improvements**

**101032**

**Capital Un-sponsored**

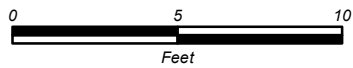

<i>Cost Center:</i> 49999	<i>Category:</i> Wastewater	<i>Start Date:</i> 2018
<i>Hosting Fund:</i> Sewer Operations Fund-4210	<i>Type Class:</i> Wastewater Utility	<i>End Date:</i> 2021
<i>Element Listing:</i> Comm Svcs & Fac	<i>Area:</i> Within City	<i>Status:</i> New
<i>Classification:</i> Improvements	<i>Manager:</i> Ciotau, Cristian C	<i>Const. Code:</i> To be Closed

*Proj Desc:* Project will provide funding to construct site improvements for Rouse property.

*Proj Stat:* Design is anticipated to begin summer 2020.

Expenditures	Budget	Actual+Commit	Available	Prop. Inc./Dec. for 21-22	Budget+Prop. Inc./Dec.	Avail.+Prop. Inc./Dec.	22-23	23-24	24-25	25-26	Total Budgeted up to 2026
CA Construction Admin	15,000	0	15,000	0	15,000	15,000	0	0	0	0	15,000
CCF City Construct Force	5,000	0	5,000	0	5,000	5,000	0	0	0	0	5,000
CON Construction	150,000	0	150,000	0	150,000	150,000	0	0	0	0	150,000
CTGY-CIP Contingency - CIP	15,000	0	15,000	0	15,000	15,000	0	0	0	0	15,000
EDA Eng/Design/Admin	15,000	0	15,000	0	15,000	15,000	0	0	0	0	15,000
<b>Expenditure Totals:</b>	200,000	0	200,000	0	200,000	200,000	0	0	0	0	200,000

Fund Balance Required	Budget+Prop. Inc./Dec.	Available+Prop. Inc./Dec.
Sewer Operations Fund-4210	200,000	200,000



**City of Modesto**

Project #: 101090

UTL - 2018-2019 Lift Station Improv



**City of Modesto: 2022-26 Capital Improvement Program**

**UTL - 2018-2019 Lift Station Improv**

**101090**

**Capital Un-sponsored**

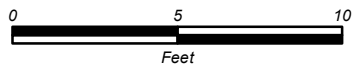

<i>Cost Center:</i> 49999	<i>Category:</i> Wastewater	<i>Start Date:</i> 2020
<i>Hosting Fund:</i> Sewer Operations Fund-4210	<i>Type Class:</i> Wastewater Utility	<i>End Date:</i> 2022
<i>Element Listing:</i> Comm Svcs & Fac	<i>Area:</i> Within City	<i>Status:</i> Active
<i>Classification:</i> Improvements	<i>Manager:</i> Ciotau, Cristian C	<i>Const. Code:</i> Not Awarded

*Proj Desc:* This project will provide improvements to various lift station facilities. Improvements will include installation of new submersible pumps and associated valves and piping, as well as necessary electrical improvements.

*Proj Stat:* Construction to begin Spring 2022.

Expenditures	Budget	Actual+Commit	Available	Prop. Inc./Dec. for 21-22	Budget+Prop. Inc./Dec.	Avail.+Prop. Inc./Dec.	22-23	23-24	24-25	25-26	Total Budgeted up to 2026
CA Construction Admin	88,595	0	88,595	0	88,595	88,595	0	0	0	0	88,595
CON Construction	885,952	0	885,952	0	885,952	885,952	0	0	0	0	885,952
CTGY-CIP Contingency - CIP	88,595	0	88,595	0	88,595	88,595	0	0	0	0	88,595
EDA Eng/Design/Admin	132,893	31,706	101,187	0	132,893	101,187	0	0	0	0	132,893
<b>Expenditure Totals:</b>	<b>1,196,035</b>	<b>31,706</b>	<b>1,164,329</b>	<b>0</b>	<b>1,196,035</b>	<b>1,164,329</b>	<b>0</b>	<b>0</b>	<b>0</b>	<b>0</b>	<b>1,196,035</b>

<b>Fund Balance Required</b>	Budget+Prop. Inc./Dec.	Available+Prop Inc./Dec.
Sewer Operations Fund-4210	1,196,035	1,164,329



**City of Modesto**

Project #: 101091

UTL - 2018-2019 Sewer Replacement



**City of Modesto: 2022-26 Capital Improvement Program**

**UTL - 2018-2019 Sewer Replacement**

**101091**  
**Capital Un-sponsored**

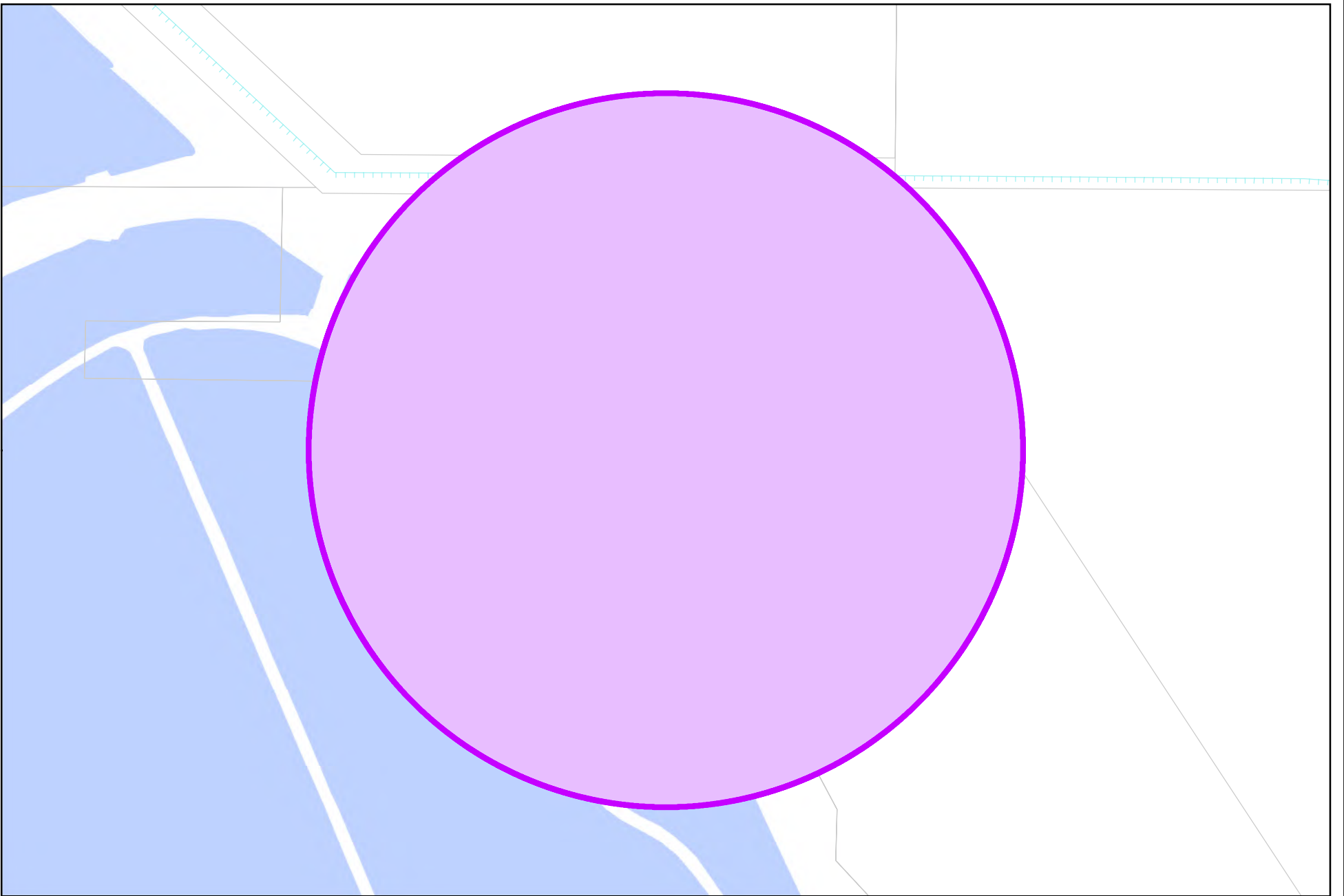
<i>Cost Center:</i> 49999	<i>Category:</i> Wastewater	<i>Start Date:</i> 2020
<i>Hosting Fund:</i> Sewer Operations Fund-4210	<i>Type Class:</i> Wastewater Utility	<i>End Date:</i> 2022
<i>Element Listing:</i> Comm Svcs & Fac	<i>Area:</i> Within City	<i>Status:</i> Active
<i>Classification:</i> Improvements	<i>Manager:</i> Ciotau, Cristian C	<i>Const. Code:</i> Not Awarded

*Proj Desc:* This project will address sewer collection maintenance issue within various locations throughout the City and provide necessary sewer replacements. Locations to be provided by Wastewater Collections staff.

*Proj Stat:* Under Design, Construction to begin Winter 2021.

Expenditures	Budget	Actual+Commit	Available	Prop. Inc./Dec. for 21-22	Budget+Prop. Inc./Dec.	Avail.+Prop. Inc./Dec.	22-23	23-24	24-25	25-26	Total Budgeted up to 2026
CA Construction Admin	86,382	2,431	83,951	0	86,382	83,951	0	0	0	0	86,382
CON Construction	863,822	0	863,822	0	863,822	863,822	0	0	0	0	863,822
CTGY-CIP Contingency - CIP	86,382	0	86,382	0	86,382	86,382	0	0	0	0	86,382
EDA Eng/Design/Admin	129,574	29,617	99,957	0	129,574	99,957	0	0	0	0	129,574
<b>Expenditure Totals:</b>	<b>1,166,160</b>	<b>32,048</b>	<b>1,134,112</b>	<b>0</b>	<b>1,166,160</b>	<b>1,134,112</b>	<b>0</b>	<b>0</b>	<b>0</b>	<b>0</b>	<b>1,166,160</b>

<b>Fund Balance Required</b>	Budget+Prop. Inc./Dec.	Available+Prop. Inc./Dec.
Sewer Operations Fund-4210	1,166,160	1,134,112



**City of Modesto**

Project #: 101092

UTL - Caustic Soda Handling Facility



**City of Modesto: 2022-26 Capital Improvement Program**

**UTL - Caustic Soda Handling Facility**

**101092**

**Capital Un-sponsored**

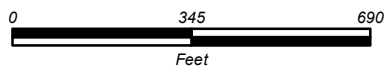
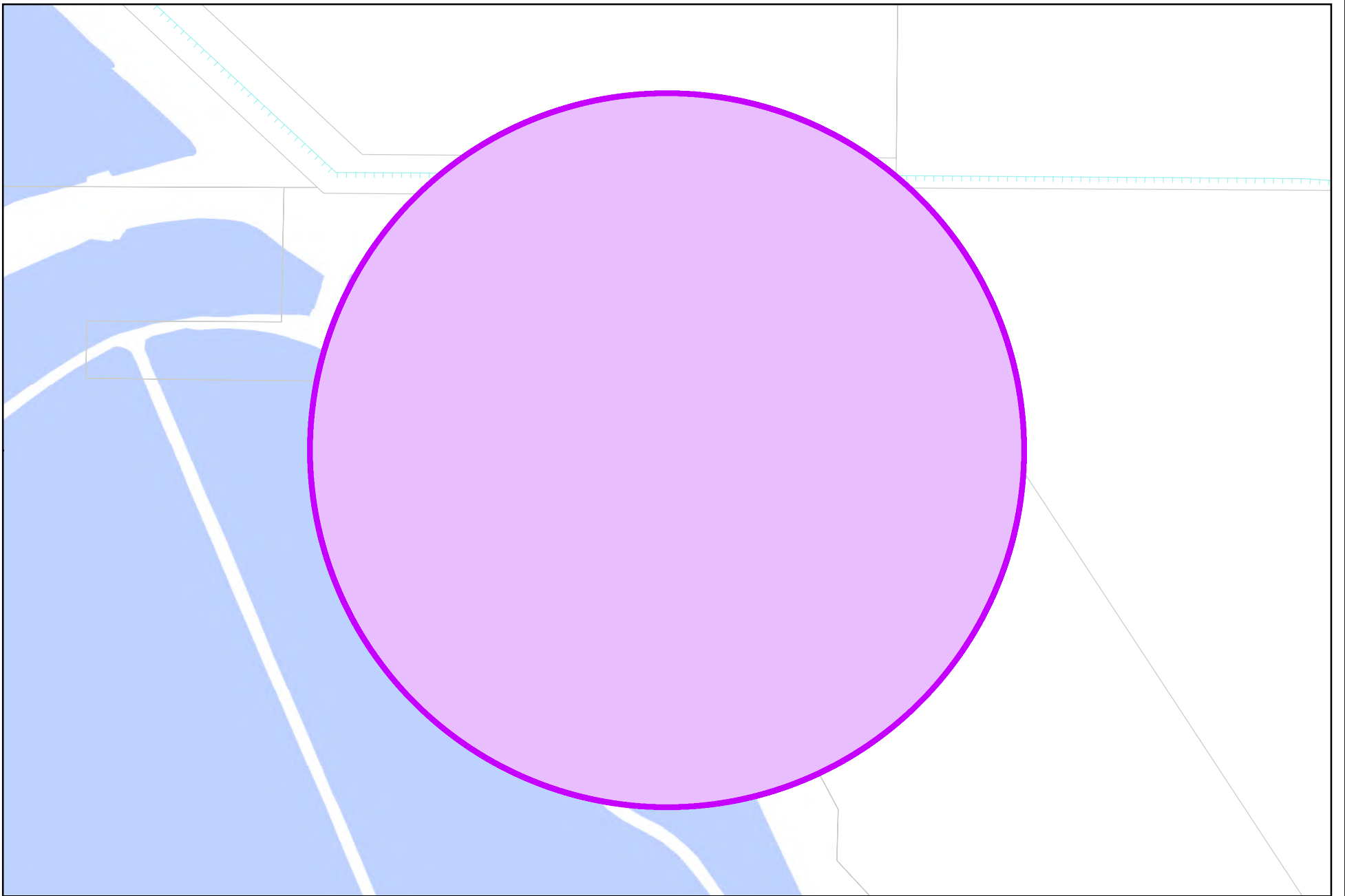
<i>Cost Center:</i> 49999	<i>Category:</i> Wastewater	<i>Start Date:</i> 2019
<i>Hosting Fund:</i> Sewer Operations Fund-4210	<i>Type Class:</i> Wastewater Utility	<i>End Date:</i> 2023
<i>Element Listing:</i> Comm Svcs & Fac	<i>Area:</i> Within City	<i>Status:</i> Active
<i>Classification:</i> Improvements	<i>Manager:</i> Ciotau, Cristian C	<i>Const. Code:</i> Not Awarded

*Proj Desc:* This project will provide funding for a storage and handling facility for the caustic soda materials for Tertiary Treatment at the Jennings Plant. New facility would include building, tanks, piping, secondary containment, and all appurtenances.

*Proj Stat:* In design, the design is anticipated to be completed by the summer of 2022.

Expenditures	Budget	Actual+Commit	Available	Prop. Inc./Dec. for 21-22	Budget+Prop. Inc./Dec.	Avail.+Prop. Inc./Dec.	22-23	23-24	24-25	25-26	Total Budgeted up to 2026
CA Construction Admin	190,000	0	190,000	0	190,000	190,000	0	0	0	0	190,000
CON Construction	2,400,000	0	2,400,000	0	2,400,000	2,400,000	0	0	0	0	2,400,000
CTGY-CIP Contingency - CIP	250,000	0	250,000	0	250,000	250,000	0	0	0	0	250,000
EDA Eng/Design/Admin	376,250	84,193	292,057	0	376,250	292,057	0	0	0	0	376,250
<b>Expenditure Totals:</b>	<b>3,216,250</b>	<b>84,193</b>	<b>3,132,057</b>	<b>0</b>	<b>3,216,250</b>	<b>3,132,057</b>	<b>0</b>	<b>0</b>	<b>0</b>	<b>0</b>	<b>3,216,250</b>

<b>Fund Balance Required</b>	Budget+Prop. Inc./Dec.	Available+Prop. Inc./Dec.
Sewer Operations Fund-4210	3,216,250	3,132,057



**City of Modesto**

Project #: 101093

UTL - Jennings Well Treatment Improvements



**City of Modesto: 2022-26 Capital Improvement Program**

**UTL - Jennings Well Treatment Improvements**

**101093**

**Capital Un-sponsored**

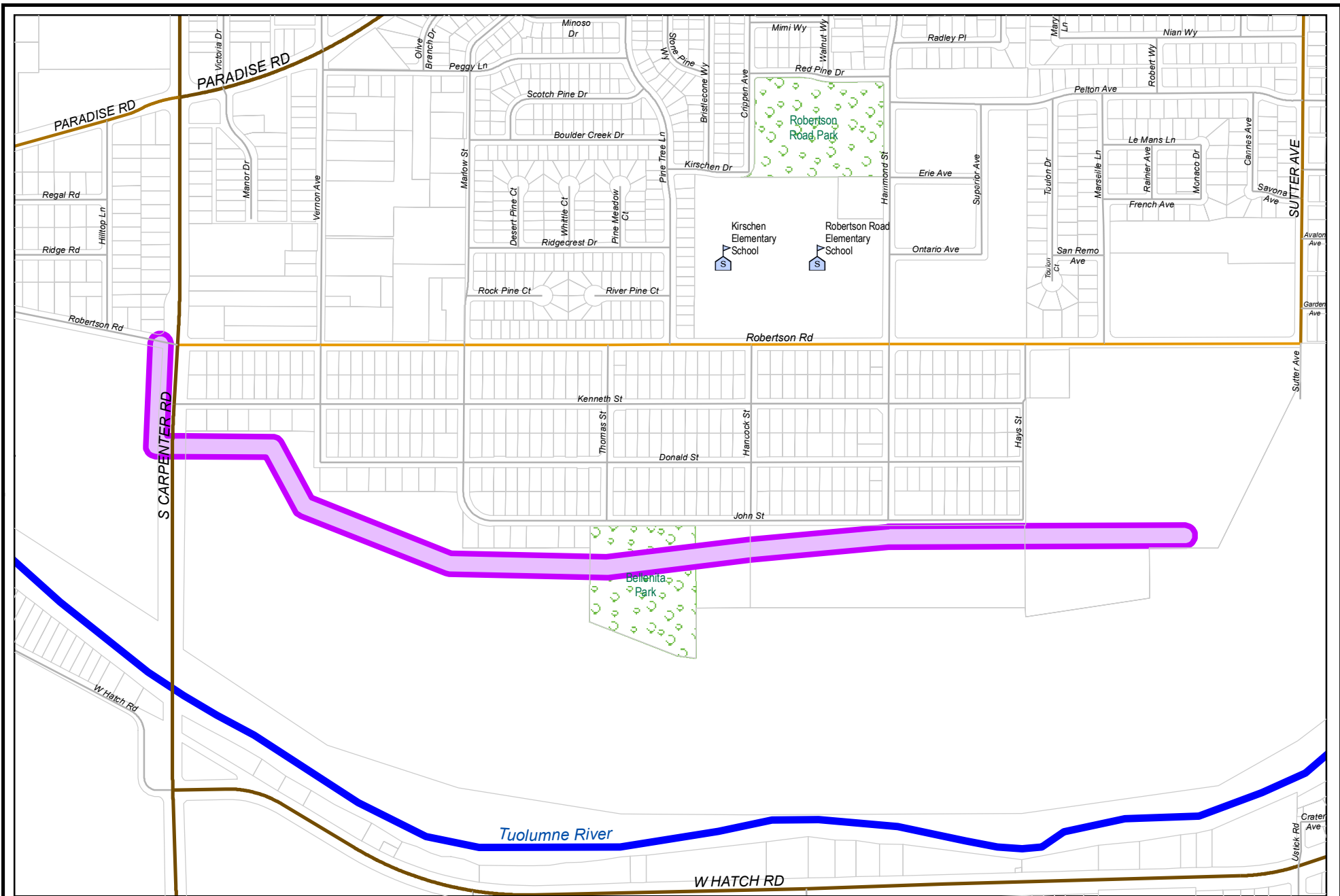
<i>Cost Center:</i> 49999	<i>Category:</i> Wastewater	<i>Start Date:</i> 2019
<i>Hosting Fund:</i> Sewer Operations Fund-4210	<i>Type Class:</i> Wastewater Utility	<i>End Date:</i> 2022
<i>Element Listing:</i> Comm Svcs & Fac	<i>Area:</i> Within City	<i>Status:</i> Active
<i>Classification:</i> Improvements	<i>Manager:</i> Ciotau, Cristian C	<i>Const. Code:</i> Not Awarded

*Proj Desc:* This project will provide funding to install treatment improvements for the Jennings Potable Well. Currently the well exceeds manganese levels which requires treatment in order to reduce levels to meet State regulations. Improvements to include treatment system and all necessary equipment and appurtenances.

*Proj Stat:* Design effort is currently underway. Construction is anticipated in FY 22/23.

Expenditures	Budget	Actual+Commit	Available	Prop. Inc./Dec. for 21-22	Budget+Prop. Inc./Dec.	Avail.+Prop. Inc./Dec.	22-23	23-24	24-25	25-26	Total Budgeted up to 2026
CA Construction Admin	15,000	0	15,000	0	15,000	15,000	0	0	0	0	15,000
CCF City Construct Force	15,000	5,861	9,139	0	15,000	9,139	0	0	0	0	15,000
CON Construction	85,000	0	85,000	0	85,000	85,000	0	0	0	0	85,000
CTGY-CIP Contingency - CIP	25,000	0	25,000	0	25,000	25,000	0	0	0	0	25,000
EDA Eng/Design/Admin	75,000	52,775	22,225	0	75,000	22,225	0	0	0	0	75,000
<b>Expenditure Totals:</b>	<b>215,000</b>	<b>58,636</b>	<b>156,364</b>	<b>0</b>	<b>215,000</b>	<b>156,364</b>	<b>0</b>	<b>0</b>	<b>0</b>	<b>0</b>	<b>215,000</b>

<b>Fund Balance Required</b>	Budget+Prop. Inc./Dec.	Available+Prop. Inc./Dec.
Sewer Operations Fund-4210	215,000	156,364



# City of Modesto

Project #: 101094

UTL - West Trunk Rehabilitation



**City of Modesto: 2022-26 Capital Improvement Program**

**UTL - West Trunk Rehabilitation**

**101094**  
**Capital Un-sponsored**

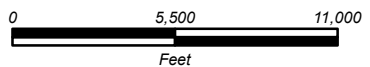
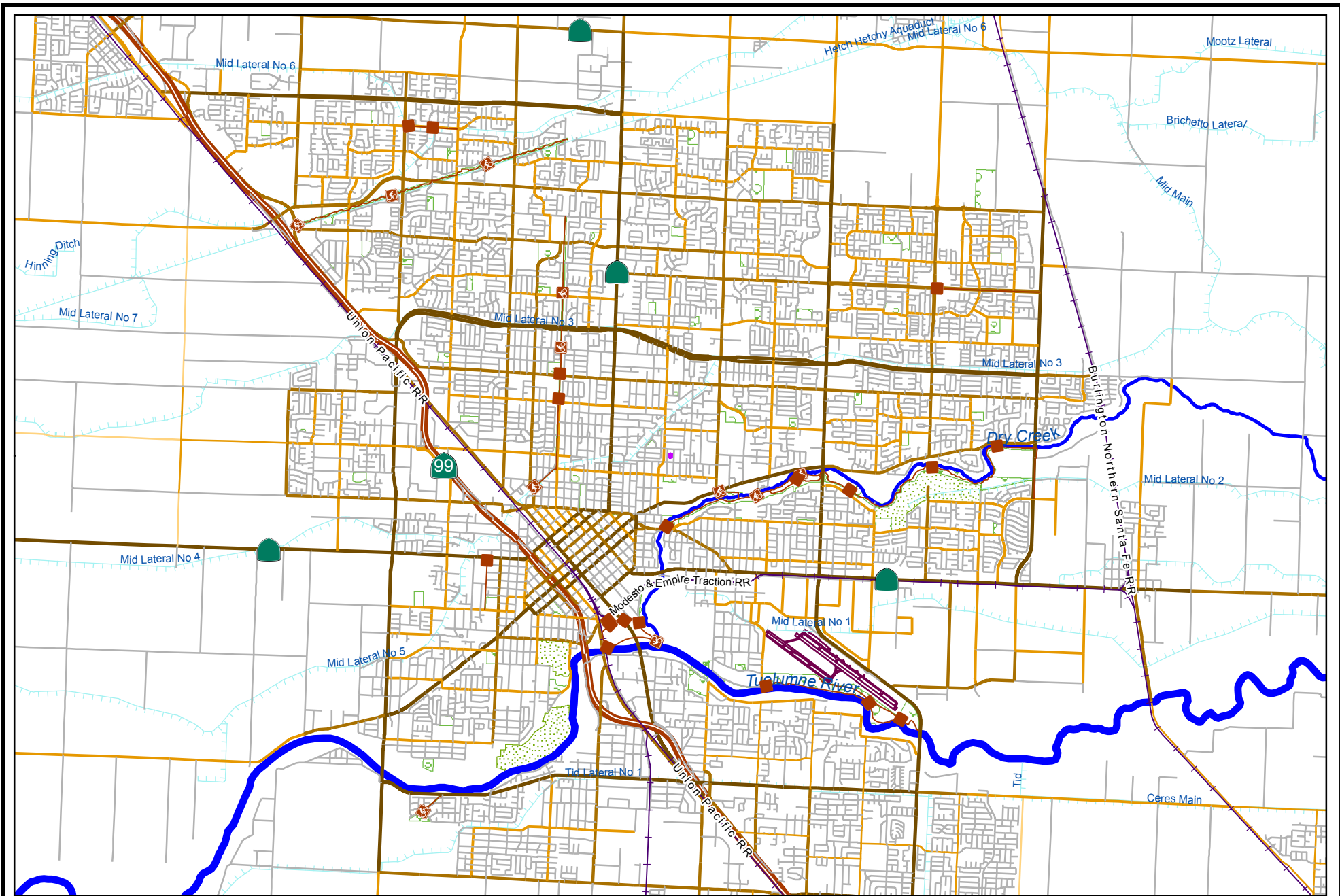
<i>Cost Center:</i> 49999	<i>Category:</i> Wastewater	<i>Start Date:</i> 2020
<i>Hosting Fund:</i> Sewer Operations Fund-4210	<i>Type Class:</i> Wastewater Utility	<i>End Date:</i> 2023
<i>Element Listing:</i> Comm Svcs & Fac	<i>Area:</i> Within City	<i>Status:</i> Active
<i>Classification:</i> Improvements	<i>Manager:</i> Ciotau, Cristian C	<i>Const. Code:</i> Not Awarded

*Proj Desc:* This project will provide funding to rehabilitate the existing West Trunk from the Sutter Plant to Kansas Avenue, using pipe relining methods to protect sewer trunk line from corrosion.

*Proj Stat:* Design to begin Spring of 2021.

Expenditures	Budget	Actual+Commit	Available	Prop. Inc./Dec. for 21-22	Budget+Prop. Inc./Dec.	Avail.+Prop. Inc./Dec.	22-23	23-24	24-25	25-26	Total Budgeted up to 2026
CA Construction Admin	480,000	0	480,000	0	480,000	480,000	0	0	0	0	480,000
CON Construction	6,000,000	0	6,000,000	0	6,000,000	6,000,000	0	0	0	0	6,000,000
CTGY-CIP Contingency - CIP	480,000	0	480,000	0	480,000	480,000	0	0	0	0	480,000
EDA Eng/Design/Admin	600,000	265	599,735	0	600,000	599,735	0	0	0	0	600,000
<b>Expenditure Totals:</b>	<b>7,560,000</b>	<b>265</b>	<b>7,559,735</b>	<b>0</b>	<b>7,560,000</b>	<b>7,559,735</b>	<b>0</b>	<b>0</b>	<b>0</b>	<b>0</b>	<b>7,560,000</b>

<b>Fund Balance Required</b>	Budget+Prop. Inc./Dec.	Available+Prop. Inc./Dec.
Sewer Operations Fund-4210	7,560,000	7,559,735



# City of Modesto

Project #: 101100

UTL - Crows Landing Sewer Trunk



**City of Modesto: 2022-26 Capital Improvement Program**

**UTL - Crows Landing Sewer Trunk**

**101100**

**Capital Un-sponsored**

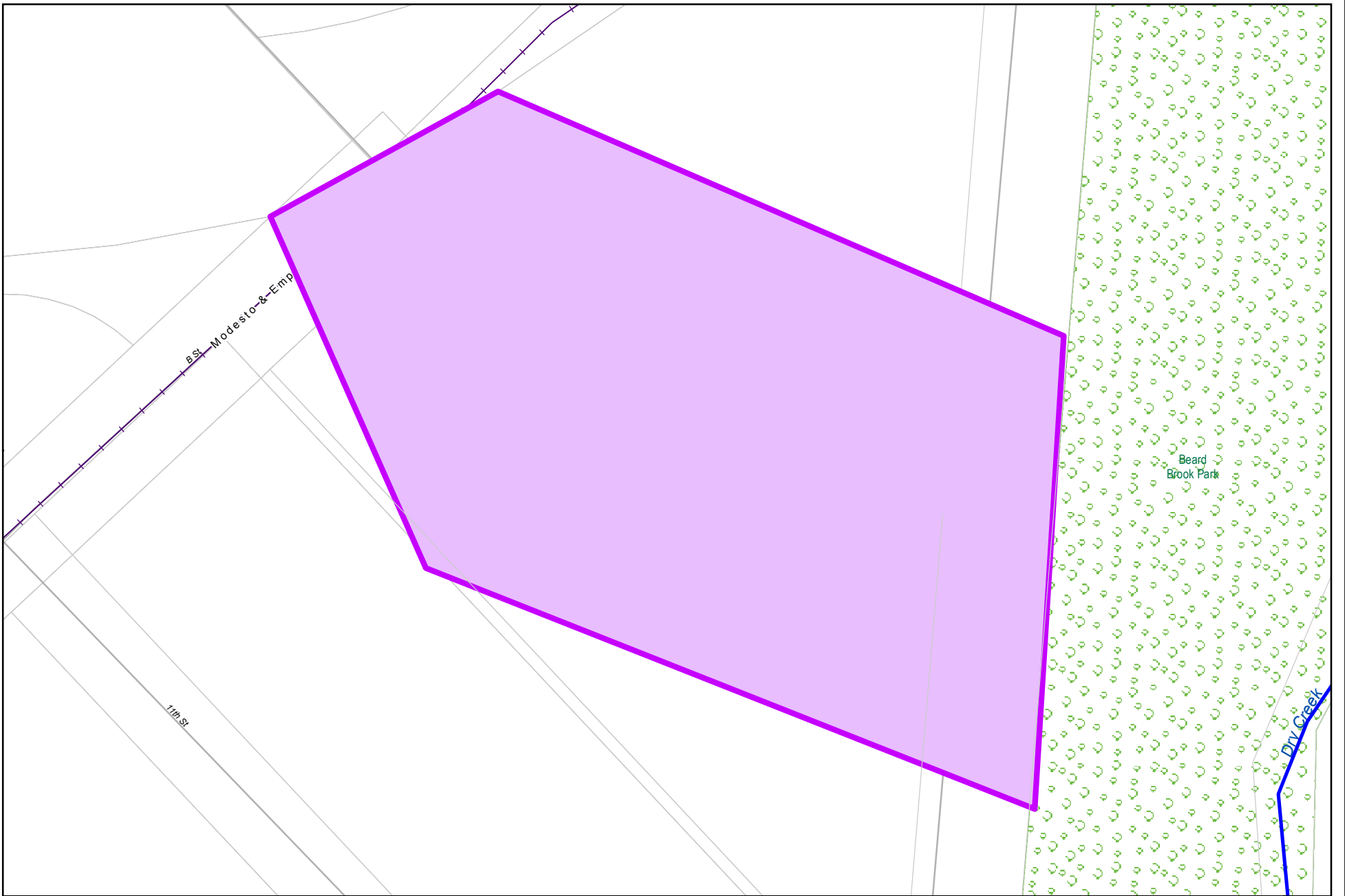
<i>Cost Center:</i> 49999	<i>Category:</i> Wastewater	<i>Start Date:</i> 2019
<i>Hosting Fund:</i> Sewer Operations Fund-4210	<i>Type Class:</i> Wastewater Utility	<i>End Date:</i> 2021
<i>Element Listing:</i> Comm Svcs & Fac	<i>Area:</i> Within City	<i>Status:</i> Active
<i>Classification:</i> Improvements	<i>Manager:</i> Franco, Jesse	<i>Const. Code:</i> Construction Completed

*Proj Desc:* Abandon old trunk and reroute new trunk.

*Proj Stat:* Under Warranty

Expenditures	Budget	Actual+Commit	Available	Prop. Inc./Dec. for 21-22	Budget+Prop. Inc./Dec.	Avail.+Prop. Inc./Dec.	22-23	23-24	24-25	25-26	Total Budgeted up to 2026
CA Construction Admin	258,663	139,122	119,541	0	258,663	119,541	0	0	0	0	258,663
CON Construction	2,976,842	2,976,842	0	0	2,976,842	0	0	0	0	0	2,976,842
CTGY-CIP Contingency - CIP	297,684	124,061	173,623	0	297,684	173,623	0	0	0	0	297,684
EDA Eng/Design/Admin	139,913	42,385	97,528	0	139,913	97,528	0	0	0	0	139,913
<b>Expenditure Totals:</b>	<b>3,673,102</b>	<b>3,282,411</b>	<b>390,691</b>	<b>0</b>	<b>3,673,102</b>	<b>390,691</b>	<b>0</b>	<b>0</b>	<b>0</b>	<b>0</b>	<b>3,673,102</b>

<b>Fund Balance Required</b>	Budget+Prop. Inc./Dec.	Available+Prop. Inc./Dec.
Sewer Operations Fund-4210	3,673,102	390,691

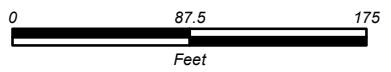


BSJ Modesto & Emp

11th St

Beard Brook Park

Div Creek



# City of Modesto

Project #: 101101

UTL - SF CSL Trunk Replacement



**City of Modesto: 2022-26 Capital Improvement Program**

**UTL - SF CSL Trunk Replacement**

**101101**  
**Capital Un-sponsored**

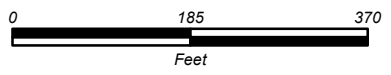
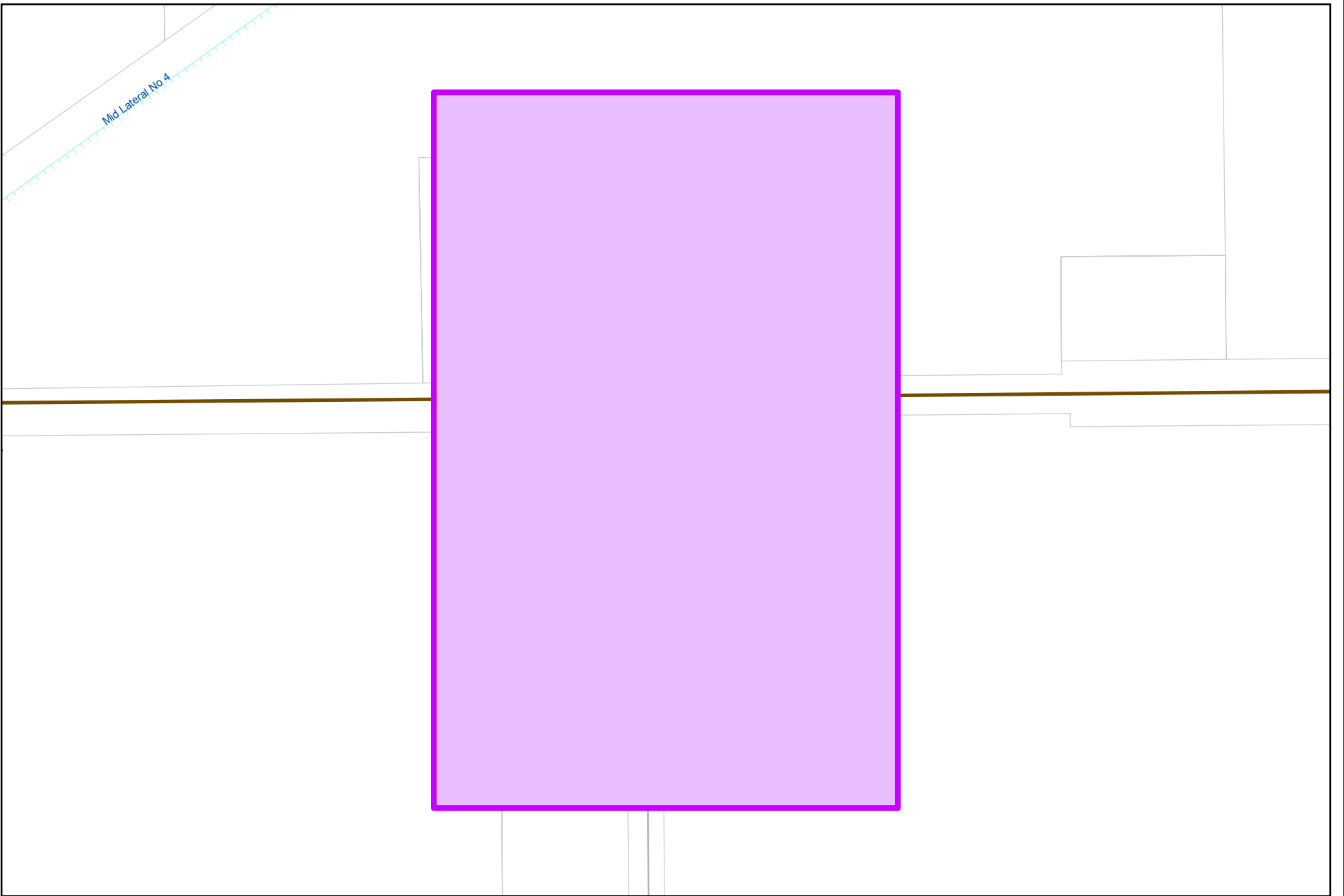
<i>Cost Center:</i> 49999	<i>Category:</i> Wastewater	<i>Start Date:</i> 2018
<i>Hosting Fund:</i> Sewer Operations Fund-4210	<i>Type Class:</i> Wastewater Utility	<i>End Date:</i> 2021
<i>Element Listing:</i> Comm Svcs & Fac	<i>Area:</i> Within City	<i>Status:</i> Active
<i>Classification:</i> Improvements	<i>Manager:</i> Ciotau, Cristian C	<i>Const. Code:</i> Not Awarded

*Proj Desc:* Project will replace cannery segregation trunk line on 11th Street.

*Proj Stat:* Construction anticipated fall 2021.

Expenditures	Budget	Actual+Commit	Available	Prop. Inc./Dec. for 21-22	Budget+Prop. Inc./Dec.	Avail.+Prop. Inc./Dec.	22-23	23-24	24-25	25-26	Total Budgeted up to 2026
CA Construction Admin	66,000	0	66,000	0	66,000	66,000	0	0	0	0	66,000
CON Construction	550,000	0	550,000	0	550,000	550,000	0	0	0	0	550,000
CTGY-CIP Contingency - CIP	55,000	0	55,000	0	55,000	55,000	0	0	0	0	55,000
EDA Eng/Design/Admin	66,000	17,420	48,580	0	66,000	48,580	0	0	0	0	66,000
<b>Expenditure Totals:</b>	<b>737,000</b>	<b>17,420</b>	<b>719,580</b>	<b>0</b>	<b>737,000</b>	<b>719,580</b>	<b>0</b>	<b>0</b>	<b>0</b>	<b>0</b>	<b>737,000</b>

<b>Fund Balance Required</b>	Budget+Prop. Inc./Dec.	Available+Prop. Inc./Dec.
Sewer Operations Fund-4210	737,000	719,580



**City of Modesto**

Project #: 101102

UTL - West Trunk Crossing HWY 132



**City of Modesto: 2022-26 Capital Improvement Program**

**UTL - West Trunk Crossing HWY 132**

**101102**  
**Capital Un-sponsored**

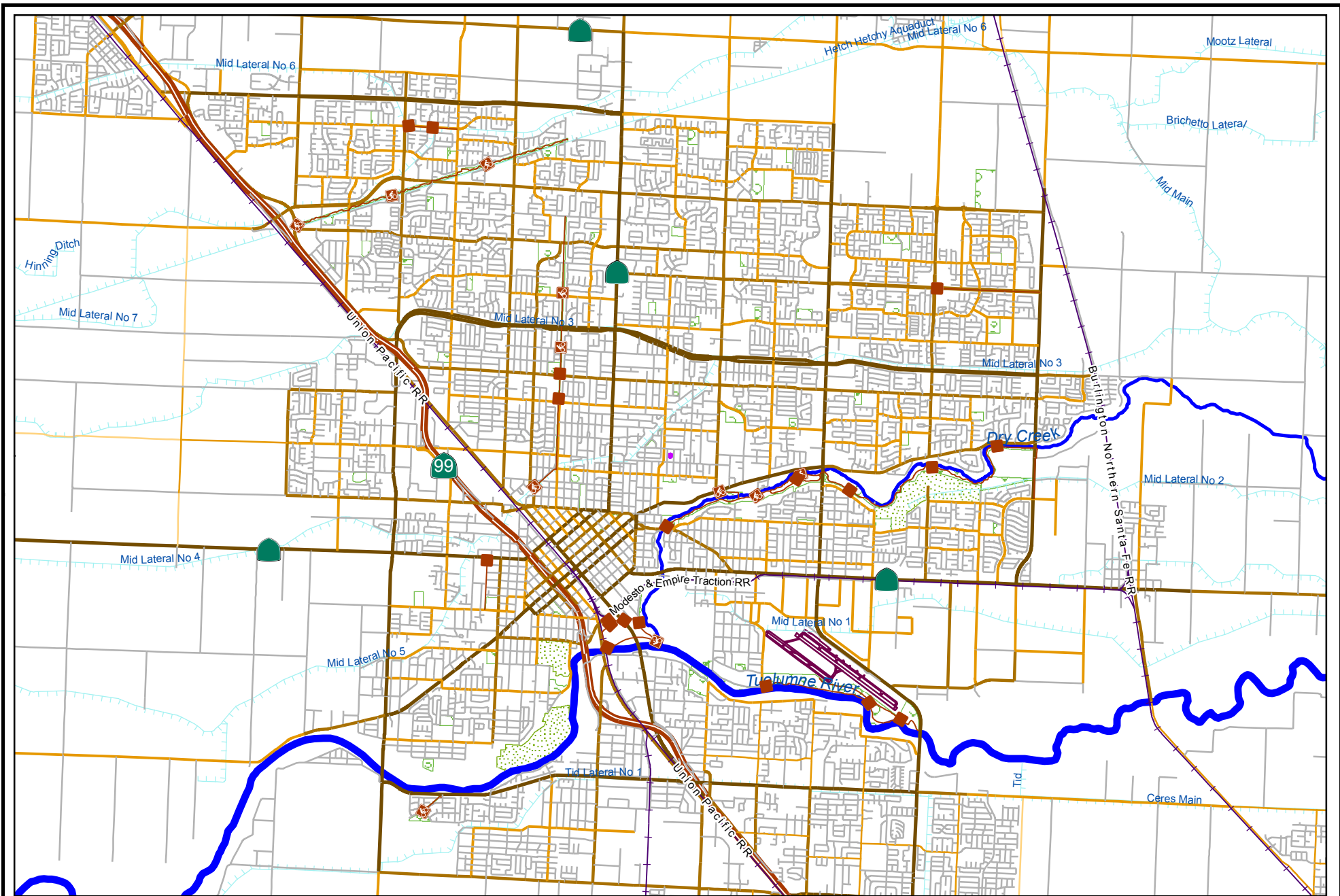
<i>Cost Center:</i> 49999	<i>Category:</i> Wastewater	<i>Start Date:</i> 2019
<i>Hosting Fund:</i> Sewer Operations Fund-4210	<i>Type Class:</i> Wastewater Utility	<i>End Date:</i> 2023
<i>Element Listing:</i> Comm Svcs & Fac	<i>Area:</i> Within City	<i>Status:</i> Active
<i>Classification:</i> Improvements	<i>Manager:</i> Ciotau, Cristian C	<i>Const. Code:</i> Under Construction

*Proj Desc:* Project will replace the west trunk at the proposed HWY 132 crossing.

*Proj Stat:* Under Construction.

Expenditures	Budget	Actual+Commit	Available	Prop. Inc./Dec. for 21-22	Budget+Prop. Inc./Dec.	Avail.+Prop. Inc./Dec.	22-23	23-24	24-25	25-26	Total Budgeted up to 2026
CA Construction Admin	136,000	0	136,000	0	136,000	136,000	0	0	0	0	136,000
CON Construction	1,700,000	58,194	1,641,806	0	1,700,000	1,641,806	0	0	0	0	1,700,000
CTGY-CIP Contingency - CIP	136,000	0	136,000	0	136,000	136,000	0	0	0	0	136,000
EDA Eng/Design/Admin	155,000	151,606	3,394	0	155,000	3,394	0	0	0	0	155,000
<b>Expenditure Totals:</b>	<b>2,127,000</b>	<b>209,800</b>	<b>1,917,200</b>	<b>0</b>	<b>2,127,000</b>	<b>1,917,200</b>	<b>0</b>	<b>0</b>	<b>0</b>	<b>0</b>	<b>2,127,000</b>

<b>Fund Balance Required</b>	Budget+Prop. Inc./Dec.	Available+Prop. Inc./Dec.
Sewer Operations Fund-4210	2,127,000	1,917,200



# City of Modesto

Project #: 101103

UTL - River Trunk Section Repair



**City of Modesto: 2022-26 Capital Improvement Program**

**UTL - River Trunk Section Repair**

**101103**

**Capital Un-sponsored**

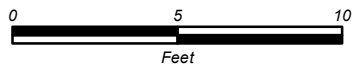

<i>Cost Center:</i> 49999	<i>Category:</i> Wastewater	<i>Start Date:</i> 2019
<i>Hosting Fund:</i> Sewer Operations Fund-4210	<i>Type Class:</i> Wastewater Utility	<i>End Date:</i> 2022
<i>Element Listing:</i> Comm Svcs & Fac	<i>Area:</i> Within City	<i>Status:</i> New
<i>Classification:</i> Improvements	<i>Manager:</i> Ciotau, Cristian C	<i>Const. Code:</i> To be Closed

*Proj Desc:* Replace approximately 5,200 ft of damaged and temporary fixed river trunk and soil remediation.

*Proj Stat:* Design to begin Summer 2020. Construction anticipated Summer 2021.

Expenditures	Budget	Actual+Commit	Available	Prop. Inc./Dec. for 21-22	Budget+Prop. Inc./Dec.	Avail.+Prop. Inc./Dec.	22-23	23-24	24-25	25-26	Total Budgeted up to 2026
CA Construction Admin	100,000	0	100,000	0	100,000	100,000	0	0	0	0	100,000
CON Construction	1,000,000	0	1,000,000	0	1,000,000	1,000,000	0	0	0	0	1,000,000
CTGY-CIP Contingency - CIP	100,000	0	100,000	0	100,000	100,000	0	0	0	0	100,000
EDA Eng/Design/Admin	100,000	0	100,000	0	100,000	100,000	0	0	0	0	100,000
<b>Expenditure Totals:</b>	<b>1,300,000</b>	<b>0</b>	<b>1,300,000</b>	<b>0</b>	<b>1,300,000</b>	<b>1,300,000</b>	<b>0</b>	<b>0</b>	<b>0</b>	<b>0</b>	<b>1,300,000</b>

<b>Fund Balance Required</b>	Budget+Prop. Inc./Dec.	Available+Prop. Inc./Dec.
Sewer Operations Fund-4210	1,300,000	1,300,000



**City of Modesto**

Project #: 101189

UTL - Arc-Flush Study



**City of Modesto: 2022-26 Capital Improvement Program**

**UTL - Arc-Flush Study**

**101189**

**Capital Un-sponsored**

<i>Cost Center:</i> 49999	<i>Category:</i> Wastewater	<i>Start Date:</i> 2019
<i>Hosting Fund:</i> Sewer Operations Fund-4210	<i>Type Class:</i> Wastewater Utility	<i>End Date:</i> 2022
<i>Element Listing:</i> Comm Svcs & Fac	<i>Area:</i> System Wide	<i>Status:</i> Active
<i>Classification:</i> Maintenance	<i>Manager:</i> Ciotau, Cristian C	<i>Const. Code:</i> Not Awarded

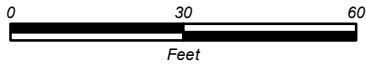
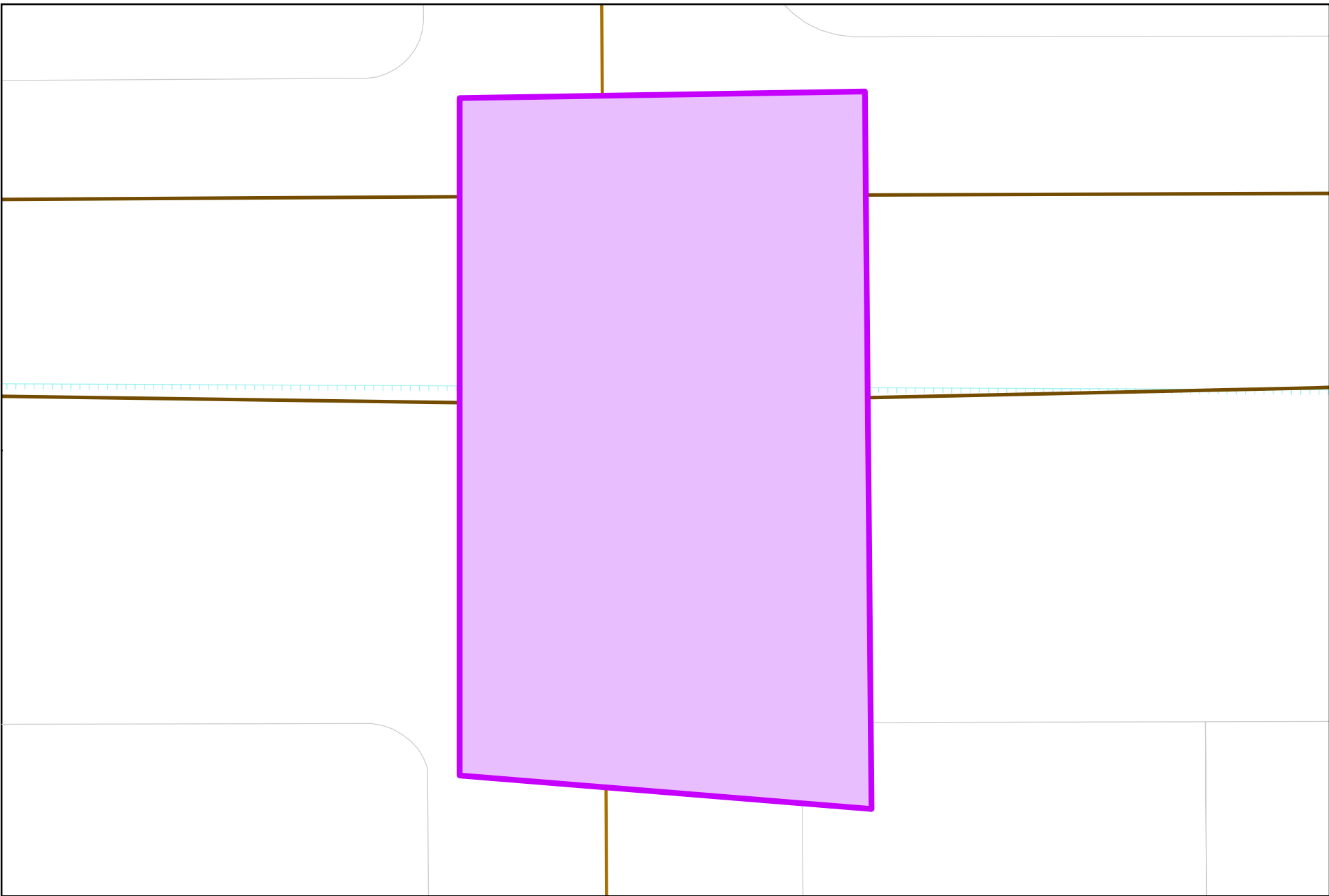
*Proj Desc:* Arc Flush Study is necessary to be performed on all the City facilities containing electrical facilities, in accordance with OSHA regulations. An arc flush study will be performed on 33 various lift stations throughout the City. This CIP will also include support for coordinating primary metering requirements with MID at Sutter WWTP.

*Proj Stat:* This project is in the design phase, construction is anticipated to begin in summer of 2021.

Expenditures	Budget	Actual+Commit	Available	Prop. Inc./Dec. for 21-22	Budget+Prop. Inc./Dec.	Avail.+Prop. Inc./Dec.	22-23	23-24	24-25	25-26	Total Budgeted up to 2026
CA Construction Admin	10,000	0	10,000	0	10,000	10,000	0	0	0	0	10,000
CCF City Construct Force	100,000	0	100,000	0	100,000	100,000	0	0	0	0	100,000
CTGY-CIP Contingency - CIP	25,000	0	25,000	0	25,000	25,000	0	0	0	0	25,000
EDA Eng/Design/Admin	65,000	394	64,606	0	65,000	64,606	0	0	0	0	65,000
<b>Expenditure Totals:</b>	<b>200,000</b>	<b>394</b>	<b>199,606</b>	<b>0</b>	<b>200,000</b>	<b>199,606</b>	<b>0</b>	<b>0</b>	<b>0</b>	<b>0</b>	<b>200,000</b>

**Fund Balance Required**

	Budget+Prop. Inc./Dec.	Available+Prop Inc./Dec.
Sewer Operations Fund-4210	200,000	199,606



**City of Modesto**

Project #: 101201

UTL - Sewer Line Replacment - Tully and Briggsmore



**City of Modesto: 2022-26 Capital Improvement Program**

**UTL - Sewer Line Replacment - Tully and Briggsmore**

**101201**

**Capital Un-sponsored**

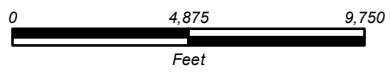
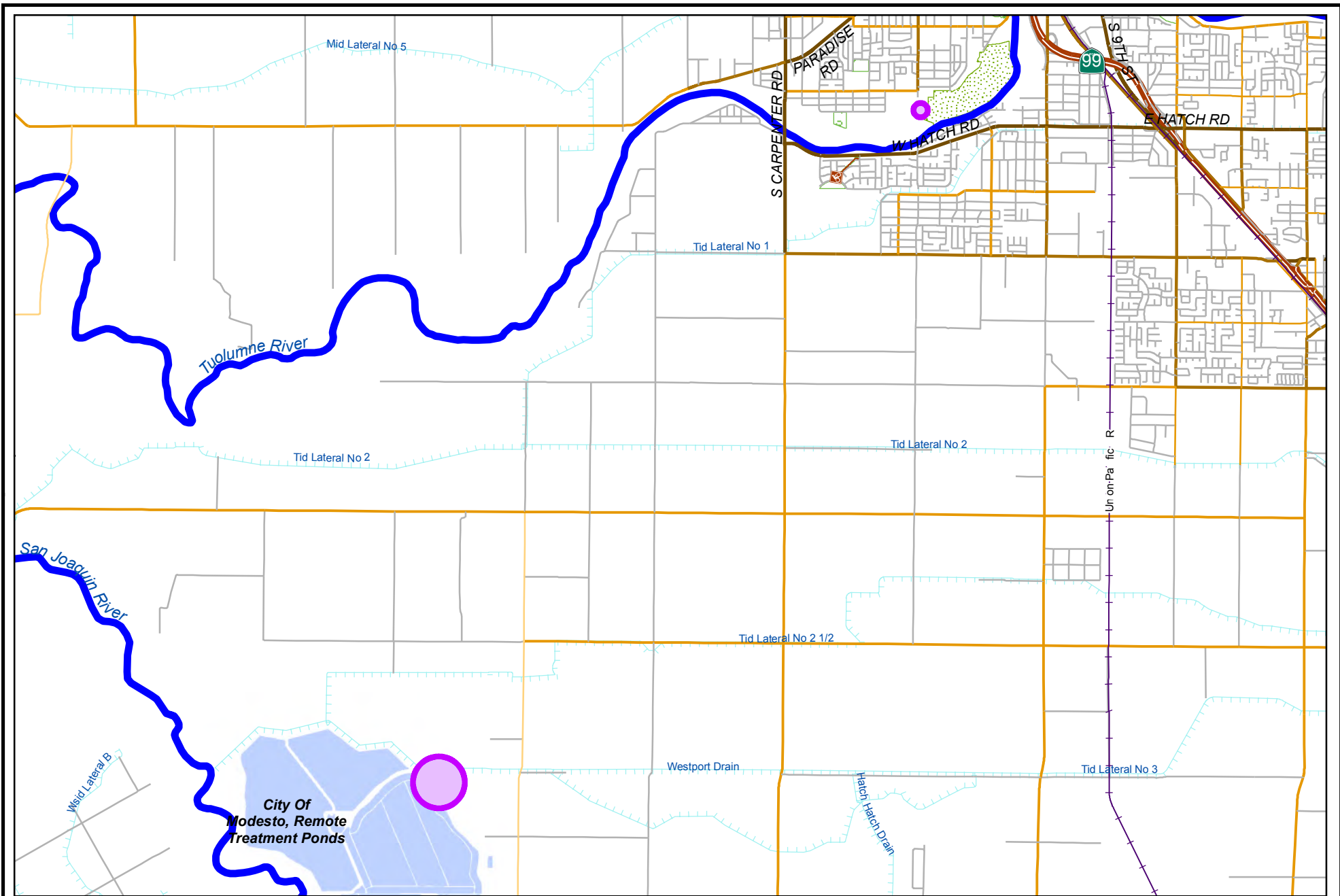
<i>Cost Center:</i> 49999	<i>Category:</i> Wastewater	<i>Start Date:</i> 2019
<i>Hosting Fund:</i> Sewer Operations Fund-4210	<i>Type Class:</i> Wastewater Utility	<i>End Date:</i> 2023
<i>Element Listing:</i> Comm Svcs & Fac	<i>Area:</i> System Wide	<i>Status:</i> Active
<i>Classification:</i> Maintenance	<i>Manager:</i> Ciotau, Cristian C	<i>Const. Code:</i> Not Awarded

*Proj Desc:* This CIP will replace a segment of the existing sewer line (approximately 110 LF) located in Tully and Briggsmore. The existing rubberized 30" diameter steel pipe is running at 90% capacity and the rubberized liner is deteriorating and falling off. The existing line will be replaced with a new sewer line in accordance with City standard specifications.

*Proj Stat:* New

Expenditures	Budget	Actual+Commit	Available	Prop. Inc./Dec. for 21-22	Budget+Prop. Inc./Dec.	Avail.+Prop. Inc./Dec.	22-23	23-24	24-25	25-26	Total Budgeted up to 2026
CA Construction Admin	35,000	0	35,000	0	35,000	35,000	0	0	0	0	35,000
CON Construction	300,000	0	300,000	0	300,000	300,000	0	0	0	0	300,000
CTGY-CIP Contingency - CIP	40,000	0	40,000	0	40,000	40,000	0	0	0	0	40,000
EDA Eng/Design/Admin	45,000	0	45,000	0	45,000	45,000	0	0	0	0	45,000
<b>Expenditure Totals:</b>	<b>420,000</b>	<b>0</b>	<b>420,000</b>	<b>0</b>	<b>420,000</b>	<b>420,000</b>	<b>0</b>	<b>0</b>	<b>0</b>	<b>0</b>	<b>420,000</b>

<b>Fund Balance Required</b>	Budget+Prop. Inc./Dec.	Available+Prop. Inc./Dec.
Sewer Operations Fund-4210	420,000	420,000



# City of Modesto

Project #: 101202

UTL - ATS Replacement - Sutter WWTP



**City of Modesto: 2022-26 Capital Improvement Program**

**UTL - ATS Replacement - Sutter WWTP**

**101202**

**Capital Un-sponsored**

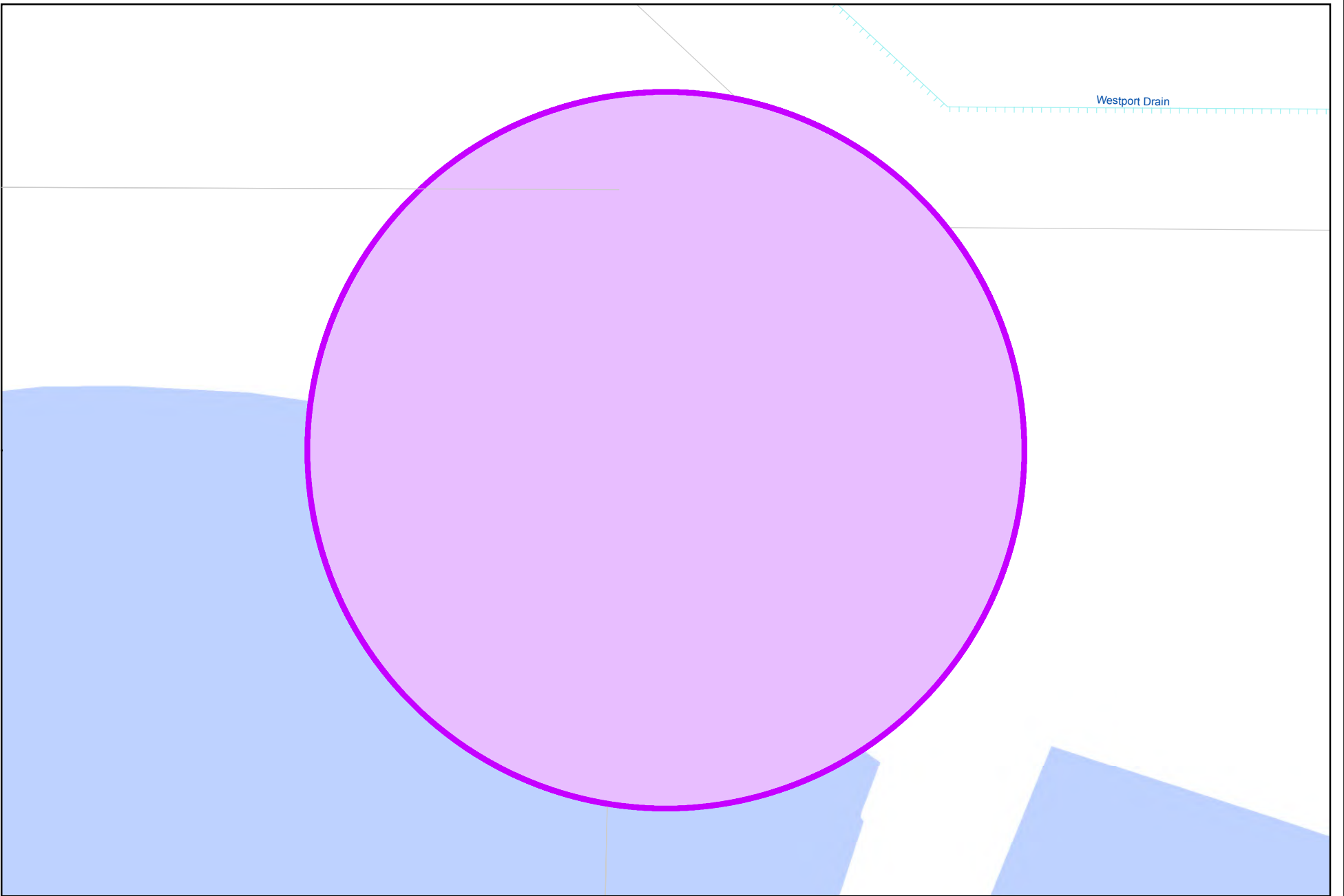
<i>Cost Center:</i> 49999	<i>Category:</i> Wastewater	<i>Start Date:</i> 2020
<i>Hosting Fund:</i> Sewer Operations Fund-4210	<i>Type Class:</i> Wastewater Utility	<i>End Date:</i> 2022
<i>Element Listing:</i> Comm Svcs & Fac	<i>Area:</i> System Wide	<i>Status:</i> Active
<i>Classification:</i> Replacement	<i>Manager:</i> Ciotau, Cristian C	<i>Const. Code:</i> Not Awarded

*Proj Desc:* The AST replacement CIP project at the Sutter WWTP will replace the existing (4) automatic transfer switches and (1) manual transfer switch with new ATSs; Upgrading obsolete equipment that is no longer supported by the manufacture for parts.

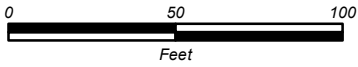
*Proj Stat:* Construction to Begin in Winter 2021.

Expenditures	Budget	Actual+Commit	Available	Prop. Inc./Dec. for 21-22	Budget+Prop. Inc./Dec.	Avail.+Prop. Inc./Dec.	22-23	23-24	24-25	25-26	Total Budgeted up to 2026
CA Construction Admin	60,000	0	60,000	0	60,000	60,000	0	0	0	0	60,000
CC Consultant Charges	0	0	0	0	0	0	0	0	0	0	0
CON Construction	500,000	0	500,000	0	500,000	500,000	0	0	0	0	500,000
CTGY-CIP Contingency - CIP	50,000	0	50,000	0	50,000	50,000	0	0	0	0	50,000
EDA Eng/Design/Admin	40,000	20,451	19,549	0	40,000	19,549	0	0	0	0	40,000
<b>Expenditure Totals:</b>	<b>650,000</b>	<b>20,451</b>	<b>629,549</b>	<b>0</b>	<b>650,000</b>	<b>629,549</b>	<b>0</b>	<b>0</b>	<b>0</b>	<b>0</b>	<b>650,000</b>

<b>Fund Balance Required</b>	Budget+Prop. Inc./Dec.	Available+Prop. Inc./Dec.
Sewer Operations Fund-4210	650,000	629,549



Westport Drain



**City of Modesto**

Project #: 100224

UTL - Jennings Road Improvement



**City of Modesto: 2022-26 Capital Improvement Program**

**UTL - Jennings Road Improvement**

**101224**  
**Capital Un-sponsored**

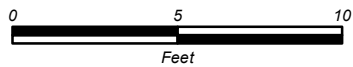

<i>Cost Center:</i> 49999	<i>Category:</i> Wastewater	<i>Start Date:</i> 2018
<i>Hosting Fund:</i> Sewer Operations Fund-4210	<i>Type Class:</i> Miscellaneous	<i>End Date:</i> 2022
<i>Element Listing:</i> Comm Svcs & Fac	<i>Area:</i> Within City	<i>Status:</i> Active
<i>Classification:</i> Improvements	<i>Manager:</i> Ciotau, Cristian C	<i>Const. Code:</i> Under Construction

*Proj Desc:* This project will provide a new entrance and exit at the Jennings WWTP. It will also repair Jennings Rd from West Taylor Rd to West Monte Vista Ave.

*Proj Stat:* Project started Winter 2020 and is scheduled to be completed Spring 2022.

Expenditures	Budget	Actual+Commit	Available	Prop. Inc./Dec. for 21-22	Budget+Prop. Inc./Dec.	Avail.+Prop. Inc./Dec.	22-23	23-24	24-25	25-26	Total Budgeted up to 2026
CA Construction Admin	12,000	0	12,000	0	12,000	12,000	0	0	0	0	12,000
CON Construction	345,450	345,450	0	0	345,450	0	0	0	0	0	345,450
<b>Expenditure Totals:</b>	<b>357,450</b>	<b>345,450</b>	<b>12,000</b>	<b>0</b>	<b>357,450</b>	<b>12,000</b>	<b>0</b>	<b>0</b>	<b>0</b>	<b>0</b>	<b>357,450</b>

<b>Fund Balance Required</b>	Budget+Prop. Inc./Dec.	Available+Prop. Inc./Dec.
Sewer Operations Fund-4210	357,450	12,000



**City of Modesto**

Project #: 101259

UTL - High Voltage Improvements Sutter



**City of Modesto: 2022-26 Capital Improvement Program**

**UTL - High Voltage Improvements Sutter**

**101259**  
**Capital Un-sponsored**

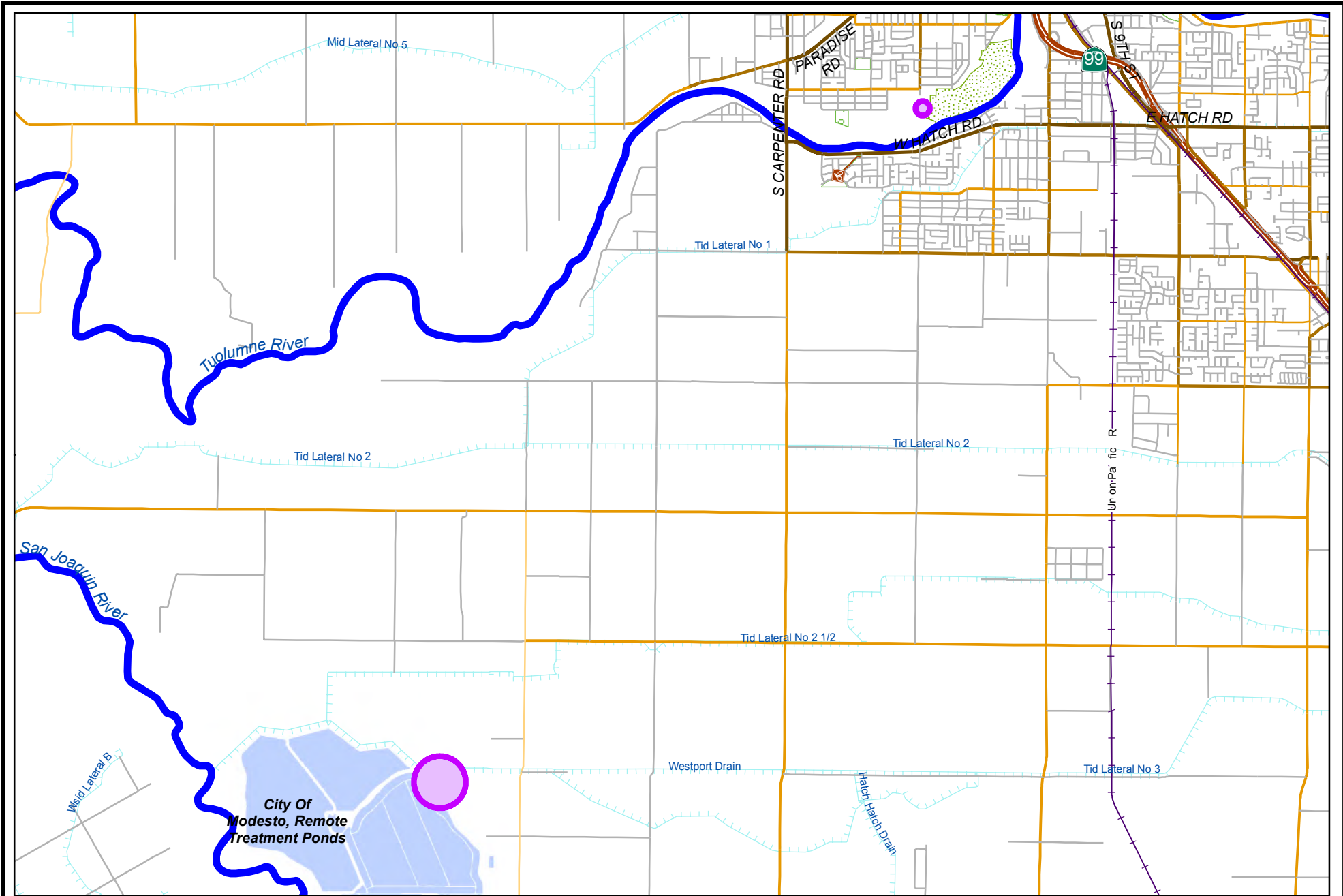
<i>Cost Center:</i> 49999	<i>Category:</i> Wastewater	<i>Start Date:</i> 2020
<i>Hosting Fund:</i> Sewer Operations Fund-4210	<i>Type Class:</i> Wastewater Utility	<i>End Date:</i> 2022
<i>Element Listing:</i> Comm Svcs & Fac	<i>Area:</i> Within City	<i>Status:</i> Active
<i>Classification:</i> Improvements	<i>Manager:</i> Ciotau, Cristian C	<i>Const. Code:</i> Not Awarded

*Proj Desc:* The City, by MID request will upgrade all high voltage switch gear and replace the existing fuses with breakers.

*Proj Stat:* Design accepted by MID, project expected to move into construction phase in Winter of 2021.

Expenditures	Budget	Actual+Commit	Available	Prop. Inc./Dec. for 21-22	Budget+Prop. Inc./Dec.	Avail.+Prop. Inc./Dec.	22-23	23-24	24-25	25-26	Total Budgeted up to 2026
EDA Eng/Design/Admin	40,000	29,566	10,434	0	40,000	10,434	0	0	0	0	40,000
Expenditure Totals:	40,000	29,566	10,434	0	40,000	10,434	0	0	0	0	40,000

Fund Balance Required	Budget+Prop. Inc./Dec.	Available+Prop. Inc./Dec.
Sewer Operations Fund-4210	40,000	10,434



# City of Modesto

Project #: 101262

UTL - Command Ctr & Restroom Jennings WWTP



**City of Modesto: 2022-26 Capital Improvement Program**

**UTL - Command Ctr & Restroom Jennings WWTP**

**101262**  
**Capital Un-sponsored**

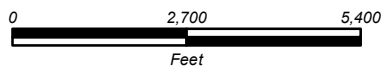
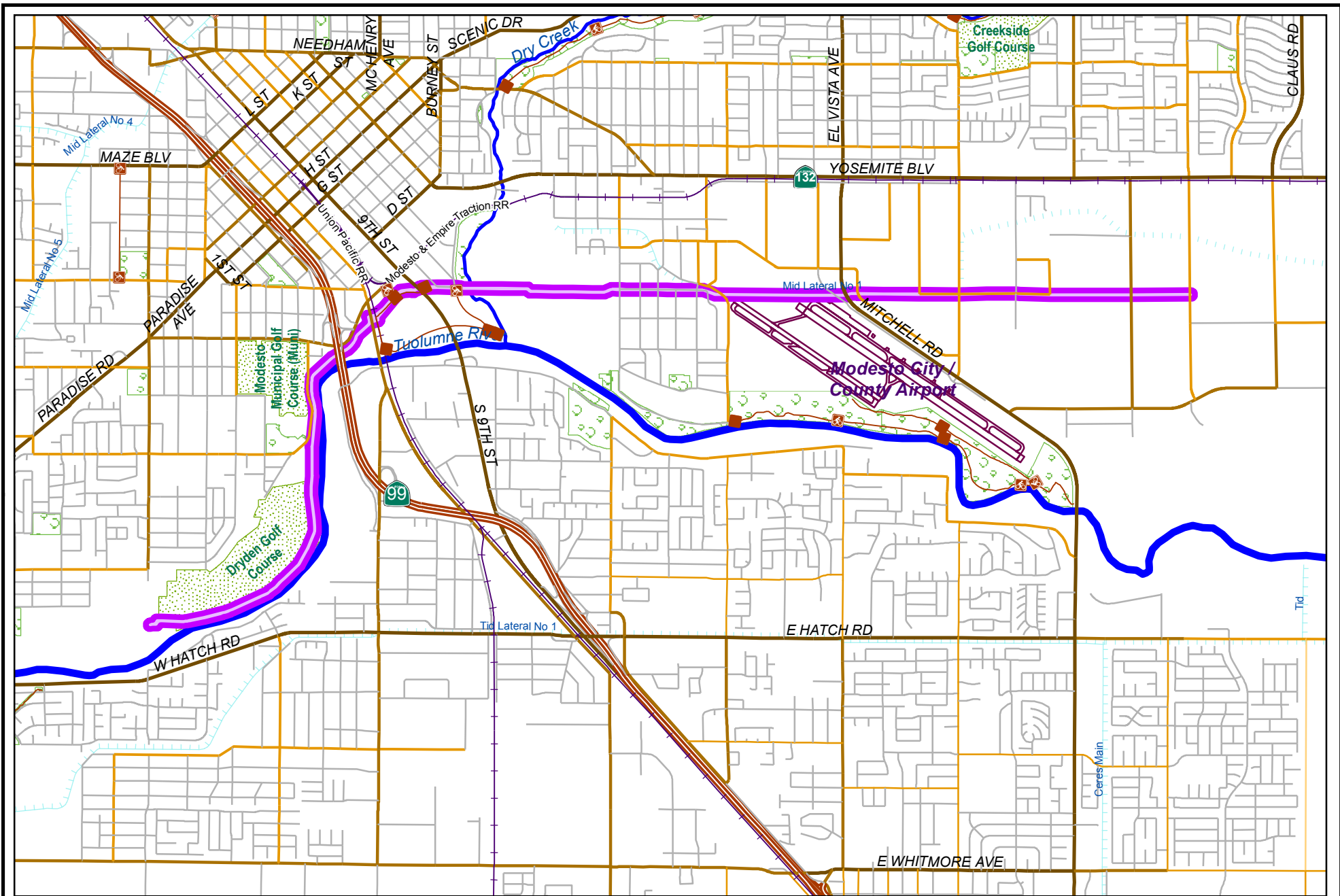
<i>Cost Center:</i> 49999	<i>Category:</i> Wastewater	<i>Start Date:</i> 2020
<i>Hosting Fund:</i> Sewer Operations Fund-4210	<i>Type Class:</i> Wastewater Utility	<i>End Date:</i> 2022
<i>Element Listing:</i> Comm Svcs & Fac	<i>Area:</i> Within City	<i>Status:</i> Active
<i>Classification:</i> Improvements	<i>Manager:</i> Ciotau, Cristian C	<i>Const. Code:</i> Not Awarded

*Proj Desc:* The project will fund a permanent Command Center with a restroom to replace the construction trailer that is currently being used by Operations.

*Proj Stat:* Project is under design, construction is anticipated to start in Spring of 2022.

Expenditures	Budget	Actual+Commit	Available	Prop. Inc./Dec. for 21-22	Budget+Prop. Inc./Dec.	Avail.+Prop. Inc./Dec.	22-23	23-24	24-25	25-26	Total Budgeted up to 2026
EDA Eng/Design/Admin	40,000	42,757	-2,757	0	40,000	-2,757	0	0	0	0	40,000
Expenditure Totals:	40,000	42,757	-2,757	0	40,000	-2,757	0	0	0	0	40,000

Fund Balance Required	Budget+Prop. Inc./Dec.	Available+Prop. Inc./Dec.
Sewer Operations Fund-4210	40,000	-2,757



# City of Modesto

Project #: 101290

UTL - River Trunk Realignment - Gravity System



**City of Modesto: 2022-26 Capital Improvement Program**

**UTL - River Trunk Realignment - Gravity System**

**101290**  
**Capital Un-sponsored**

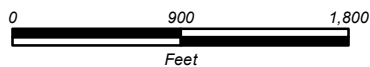
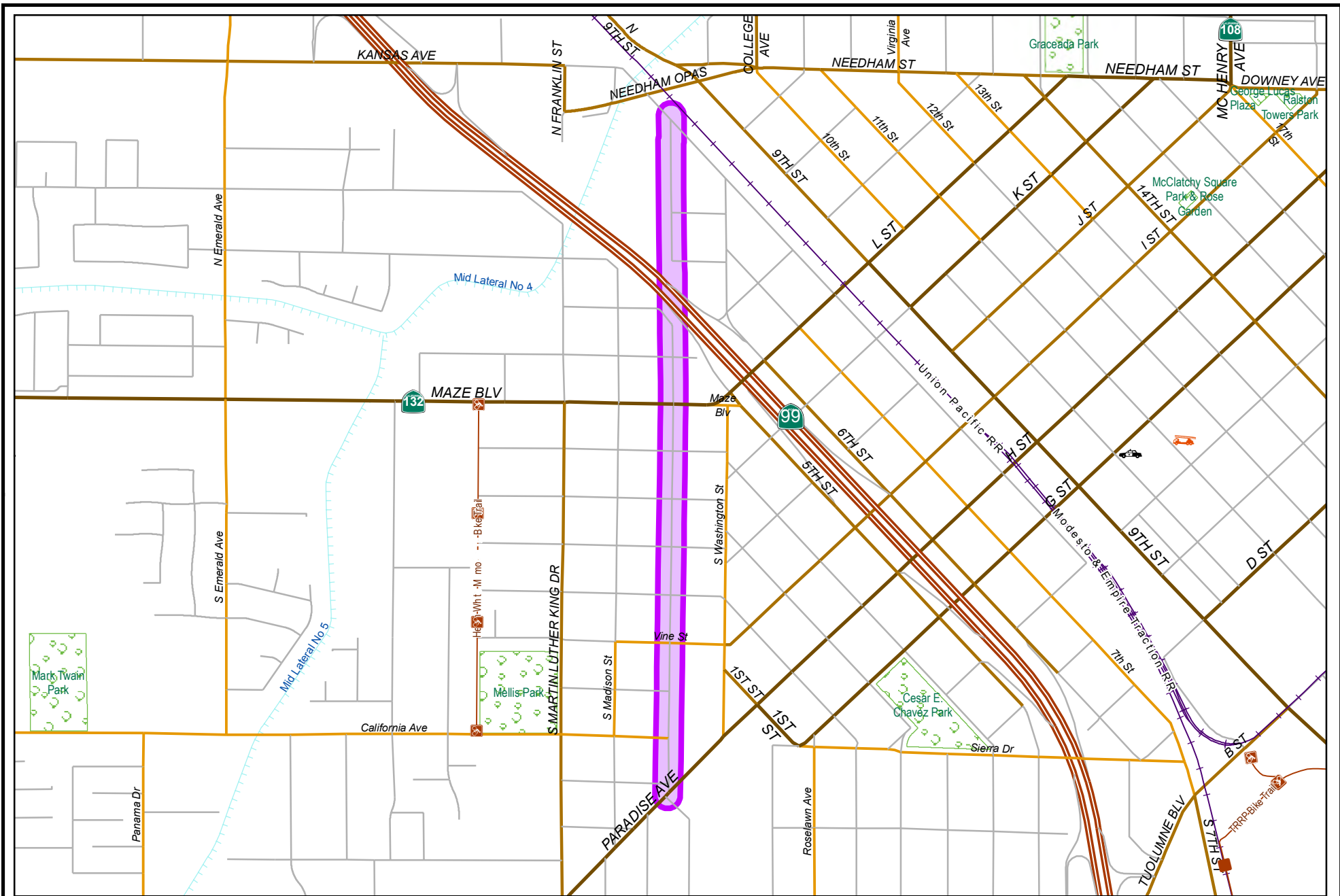
<i>Cost Center:</i> 49999	<i>Category:</i> Wastewater	<i>Start Date:</i> 2018
<i>Hosting Fund:</i> Sewer Operations Fund-4210	<i>Type Class:</i> Wastewater Utility	<i>End Date:</i> 2022
<i>Element Listing:</i> Comm Svcs & Fac	<i>Area:</i> Within City	<i>Status:</i> Active
<i>Classification:</i> Improvements	<i>Manager:</i> Ciotau, Cristian C	<i>Const. Code:</i> Not Awarded

*Proj Desc:* This project will address the flow capacity deficiencies and aging infrastructure of the River Trunk.

*Proj Stat:* Construction is anticipated in Spring 2021.

Expenditures	Budget	Actual+Commit	Available	Prop. Inc./Dec. for 21-22	Budget+Prop. Inc./Dec.	Avail.+Prop. Inc./Dec.	22-23	23-24	24-25	25-26	Total Budgeted up to 2026
CA Construction Admin	2,711,625	2,453,750	257,875	0	2,711,625	257,875	0	0	0	0	2,711,625
EDA Eng/Design/Admin	12,500	3,512	8,988	0	12,500	8,988	0	0	0	0	12,500
<b>Expenditure Totals:</b>	<b>2,724,125</b>	<b>2,457,262</b>	<b>266,863</b>	<b>0</b>	<b>2,724,125</b>	<b>266,863</b>	<b>0</b>	<b>0</b>	<b>0</b>	<b>0</b>	<b>2,724,125</b>

<b>Fund Balance Required</b>	Budget+Prop. Inc./Dec.	Available+Prop. Inc./Dec.
Sewer Operations Fund-4210	2,724,125	266,863



# City of Modesto

Project #: 101298

UTL - Sutter Trunk - P2 Improvements



**City of Modesto: 2022-26 Capital Improvement Program**

**UTL - Sutter Trunk - P2 Improvements**

**101298**

**Capital Un-sponsored**

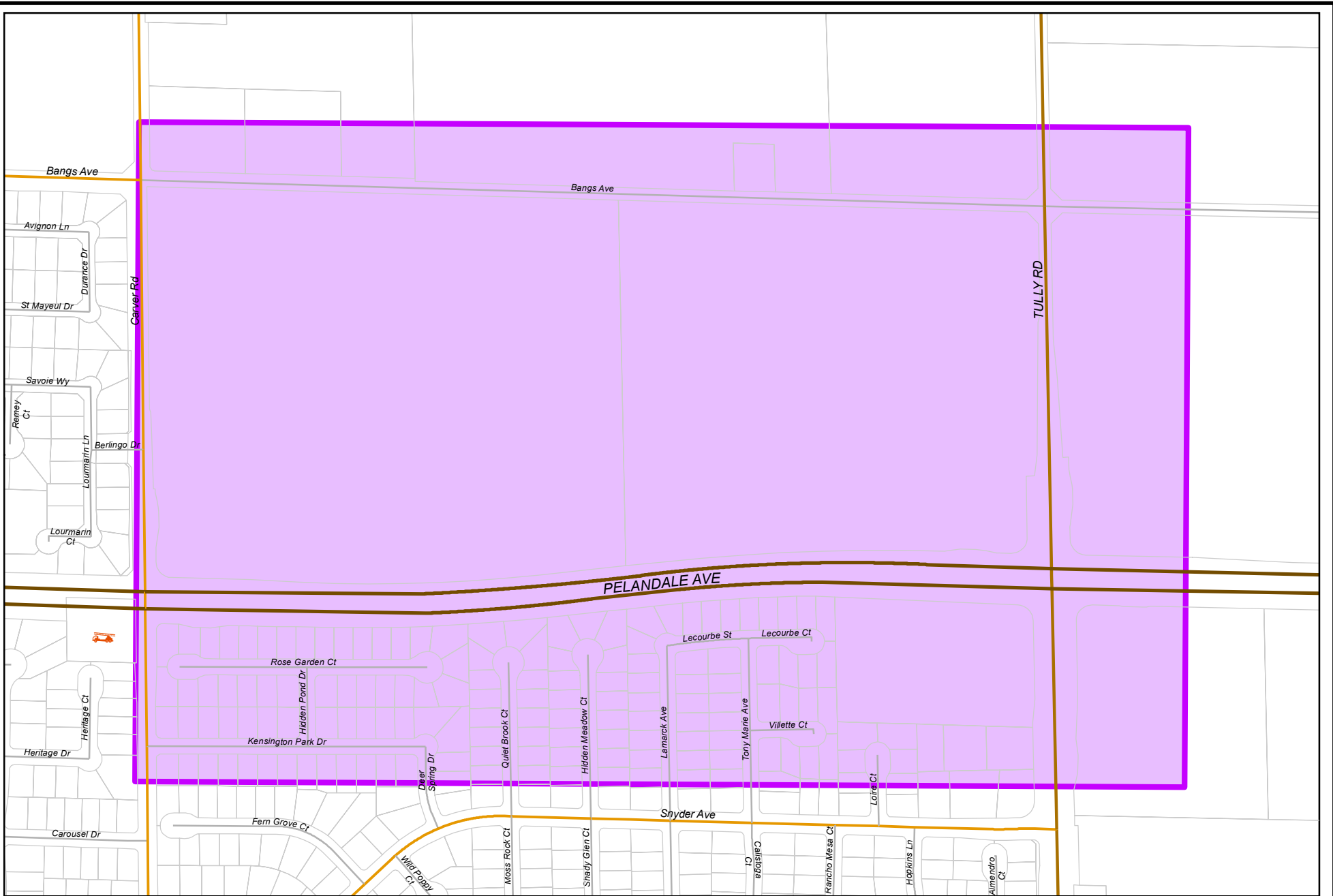
<i>Cost Center:</i> 49999	<i>Category:</i> Wastewater	<i>Start Date:</i> 2020
<i>Hosting Fund:</i> Sewer Operations Fund-4210	<i>Type Class:</i> Wastewater Utility	<i>End Date:</i> 2022
<i>Element Listing:</i> Comm Svcs & Fac	<i>Area:</i> Within City	<i>Status:</i> Active
<i>Classification:</i> Improvements	<i>Manager:</i> Ciotau, Cristian C	<i>Const. Code:</i> New or Future

*Proj Desc:* The proposed rehabilitation project will replace approximately 5,000 of undersized linear feet of the trunk line. The limits of the project will span from the point of beginning at Jefferson and 8th Streets to the intersection at Paradise Road and Sutter Avenue. In addition to the Sutter Trunk Rehabilitation located downstream of the Jefferson Lift Station, the sewer system upstream of the lift station will need modification for better flow efficiency. The sewer mains between 9th and 8th Streets have unnecessary flow splitting that can be remedied by abandoning or reconfiguring mains. This system will be evaluated to determine the necessary improvements which could eliminate the need for the Jefferson Lift Station.

*Proj Stat:* Project was recently approved in November 2020.

Expenditures	Budget	Actual+Commit	Available	Prop. Inc./Dec. for 21-22	Budget+Prop. Inc./Dec.	Avail.+Prop. Inc./Dec.	22-23	23-24	24-25	25-26	Total Budgeted up to 2026
CA Construction Admin	400,000	0	400,000	0	400,000	400,000	0	0	0	0	400,000
CCF City Construct Force	20,000	0	20,000	0	20,000	20,000	0	0	0	0	20,000
CON Construction	4,000,000	0	4,000,000	0	4,000,000	4,000,000	0	0	0	0	4,000,000
CTGY-CIP Contingency - CIP	400,000	0	400,000	0	400,000	400,000	0	0	0	0	400,000
EDA Eng/Design/Admin	200,000	0	200,000	0	200,000	200,000	0	0	0	0	200,000
<b>Expenditure Totals:</b>	<b>5,020,000</b>	<b>0</b>	<b>5,020,000</b>	<b>0</b>	<b>5,020,000</b>	<b>5,020,000</b>	<b>0</b>	<b>0</b>	<b>0</b>	<b>0</b>	<b>5,020,000</b>

<b>Fund Balance Required</b>	Budget+Prop. Inc./Dec.	Available+Prop. Inc./Dec.
Sewer Operations Fund-4210	5,020,000	5,020,000



**City of Modesto**

Project #: 101302

UTL - Bangs-Tully Sewer and Water Main Improvement



**City of Modesto: 2022-26 Capital Improvement Program**

**UTL - Bangs-Tully Sewer and Water Main Improvement**

**101302**  
**Capital Un-sponsored**

<i>Cost Center:</i> 49999	<i>Category:</i> Wastewater	<i>Start Date:</i> 2020
<i>Hosting Fund:</i> Sewer Operations Fund-4210	<i>Type Class:</i> Wastewater Utility	<i>End Date:</i> 2021
<i>Element Listing:</i> Comm Svcs & Fac	<i>Area:</i> Within City	<i>Status:</i> Active
<i>Classification:</i> Improvements	<i>Manager:</i> Franco, Jesse	<i>Const. Code:</i> Under Construction

*Proj Desc:* The project will re-install approximately, 1,425 LF of 24" water transmission line on Bangs Ave & a new 12" water line on Tully Rd from Pelandale Ave to Bangs Ave.

*Proj Stat:* Ready to start construction.

Expenditures	Budget	Actual+Commit	Available	Prop. Inc./Dec. for 21-22	Budget+Prop. Inc./Dec.	Avail.+Prop. Inc./Dec.	22-23	23-24	24-25	25-26	Total Budgeted up to 2026
EDA Eng/Design/Admin	25,000	7,141	17,859	0	25,000	17,859	0	0	0	0	25,000
<b>Expenditure Totals:</b>	25,000	7,141	17,859	0	25,000	17,859	0	0	0	0	25,000

<b>Fund Balance Required</b>	Budget+Prop. Inc./Dec.	Available+Prop. Inc./Dec.
Sewer Operations Fund-4210	25,000	17,859

# WATER SYSTEM


## SYSTEM OVERVIEW

The City of Modesto’s regional water system supplies water to communities within Stanislaus County, which include Modesto, Empire, Salida, Del Rio, Grayson and portions of Ceres and Turlock. The City is responsible for 8 separate water systems, with 75 active wells and 900 miles of water mains. Water wells range in depth from 250-500 feet. Modesto’s well water (groundwater) is obtained from a confined aquifer, which is located below an extensive layer of clay.

Since 1995, the City has supplemented its groundwater supply with treated surface water purchased from the Modesto Regional Water Treatment Plant (MRWTP), which is maintained and operated by the Modesto Irrigation District (MID). The MRWTP currently has the capacity to provide up to 60 MGD of treated surface water per day. Within the City of Modesto and its vicinity, water from both groundwater wells and the MRWTP goes directly into the City’s contiguous distribution system. Conjunctive use of both surface water and groundwater has ensured delivery of safe, reliable drinking water to the Modesto area, while minimizing the impact to the groundwater supply and allowing groundwater levels to stabilize. During drought conditions that would cause a surface water curtailment from MID, the City increases pumping of the groundwater wells throughout the City’s water system to make up the difference throughout the year, especially in high demand months from the spring to early fall. In the outlying systems solely served by groundwater, water from the wells enters directly into the distribution system to serve area customers.

The water system also currently includes eleven active storage tanks, with over 22 million gallons of combined storage capacity. An additional .25 MG capacity tank and pump station in Del Rio was completed in summer of 2020. Two additional separate tanks, maintained by the MID, provides the system with additional storage capacity of up to 10 million gallons.

City staff has completed a Water Master Plan (WMP) and the associated Environmental Impact Report (EIR). This WMP will be used for both short and long-range planning and will provide an updated evaluation of the water system to assess its current condition and future capabilities. The resulting WMP will clearly identify feasible projects to ensure that a reliable quantity and quality of water will be provided to existing and future customers for years to come. It will also be a key supporting document in the updating of the City’s General Plan to help guide new development and future water rate/capacity charge studies.



CITY OF MODESTO

## Water Master Plan

WEST YOST ASSOCIATES

## HIGHLIGHTS

The FY 2020-21 Capital Improvement Program emphasizes the City's commitment to meet both the current and long-range water needs of the community. New wells, tanks, water mains, wellhead treatment, water meters and other system improvements will enhance capacity and delivery.

Funding for the City water system operations and ongoing capital improvement water projects depends largely on the revenue received from collected water rates and water connection fees.

The City's water system faces significant challenges, including drought impacts, loss of wells from contamination, water pressure concerns and aged infrastructure in older areas of the system. In addition, the state-mandated metering program is on schedule to meet AB 2572 by the 2025 deadline. Upon completion, all services will be metered with automated meter reading and customers billed by volume usage.

## MAJOR ACCOMPLISHMENTS

### Completed projects:

- Strengthen and replacement of the deficient water mains in areas within the City's water system including Spencer Avenue neighborhood
- Construction of the 0.25 million gallon Del Rio Tank 14, Well 68, Pump Station and GAC Treatment System
- Construction of Surface Improvements for Del Rio Well 70
- Kansas Avenue 12-inch Water Main Upgrade for the Kansas House
- Yosemite Water Valves Maintenance Project

### Ongoing Activities:

- Nitrate removal treatment of Well 282
- Carpenter Road Water Extension as part of the State Route 132 Improvement Project
- Surface Improvements for Wells 71

### Various water projects are scheduled to begin construction by FY 2021-22:

- Flush lines for various well sites
- Surface Improvements for Wells 69



- Continuing the strengthening and replacement of deficient water mains throughout the Modesto water system, including the areas within the Highway Village Neighborhood.
- Tank 5 & 12 Recoat Projects

The following major projects are in the design phase:

- La Loma Neighborhood Phase 2C Strengthen & Replace Project
- La Loma Neighborhood Phase 3A Strengthen & Replace Project
- Empire Service Area Phase 1 Strengthen & Replace Project
- Sutter Avenue Neighborhood Strengthen & Replace Project
- Sunrise Avenue Water Mains

Water studies for future projects currently ongoing and/or being completed:

- Groundwater Contaminants Remediation/Feasibility Study
- Three Groundwater Sustainability Plans

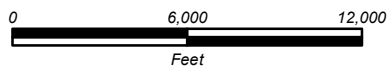
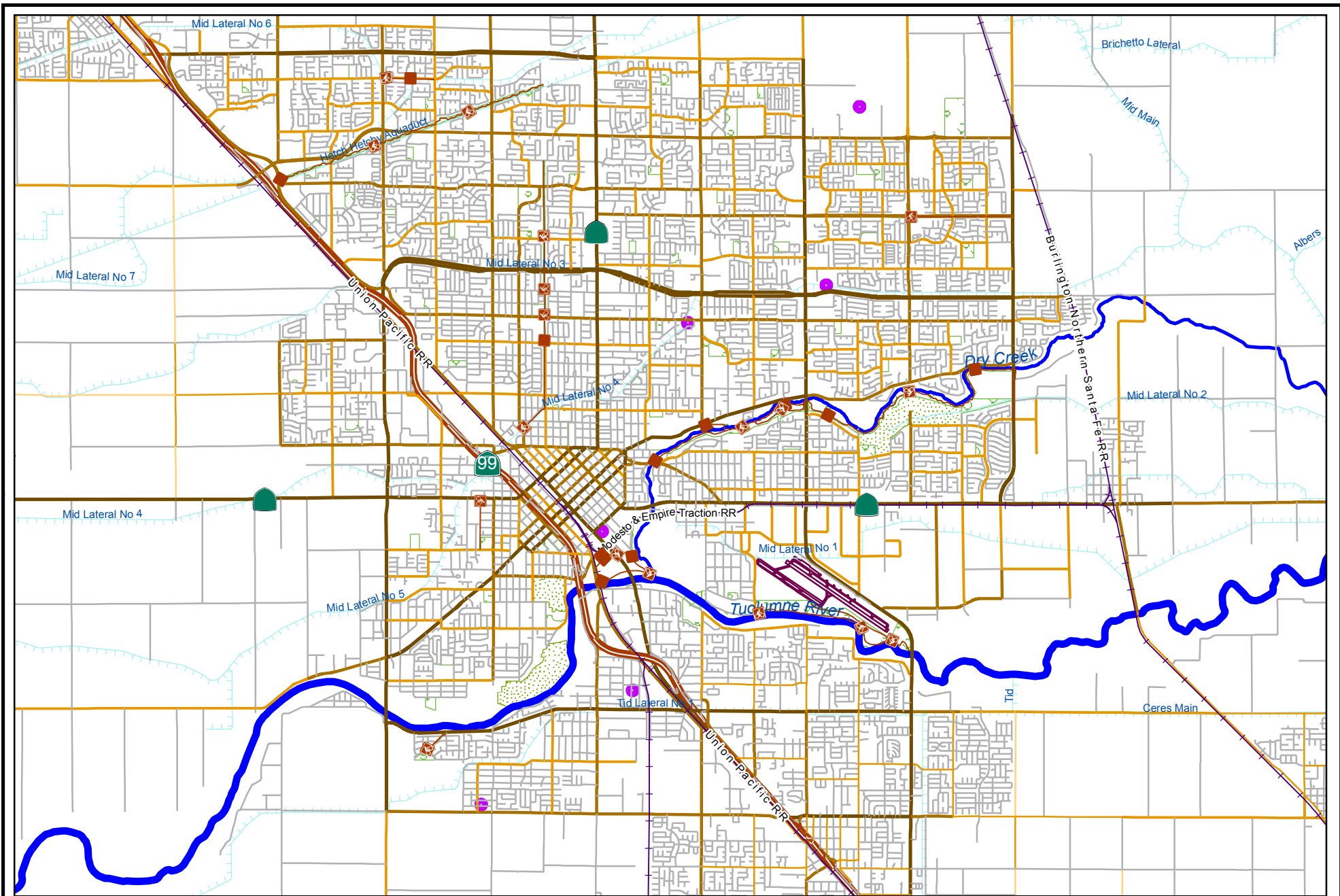


## **POLICY ISSUES**

In 2006 the City Council approved a modified comprehensive plan to install meters throughout the Modesto water service area. This is a state-mandated, long-term plan that was originally approved in Fiscal Year 2005, and will be completed by 2022 at an estimated total project cost of \$50 million. Currently, over 72,000 meters with automated readers have been installed.

The five-year water rate plan, adopted in August 2016, will end with FY 20-21. City staff is actively monitoring the water fund to ensure that the City meets the revenue requirements for capital projects and adopted financial policies. The rates are based on actual costs of service for water distribution and water quality, and incorporate the new capital improvement program.

The City is currently in the process of a water rate study update and a water engineering report update to determine the necessary rates to support the future capital improvement program for water infrastructure. The update will evaluate rates and projects over the next five to ten years.



# City of Modesto

Project #: 100350

PW - Water System Security Enhancement



**City of Modesto: 2022-26 Capital Improvement Program**

**UTL - Water System Security Enhancement**

**100350**  
**Capital Un-sponsored**

<i>Cost Center:</i> 59999	<i>Category:</i> Water	<i>Start Date:</i> 2009
<i>Hosting Fund:</i> Water Fund - CIP Projects-4180	<i>Type Class:</i> Maintenance	<i>End Date:</i> Ongoing
<i>Element Listing:</i> Comm Svcs & Fac	<i>Area:</i> System Wide	<i>Status:</i> Active
<i>Classification:</i> Improvements	<i>Manager:</i> Daniels, Jeff	<i>Const. Code:</i> Under Construction

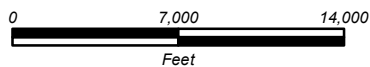
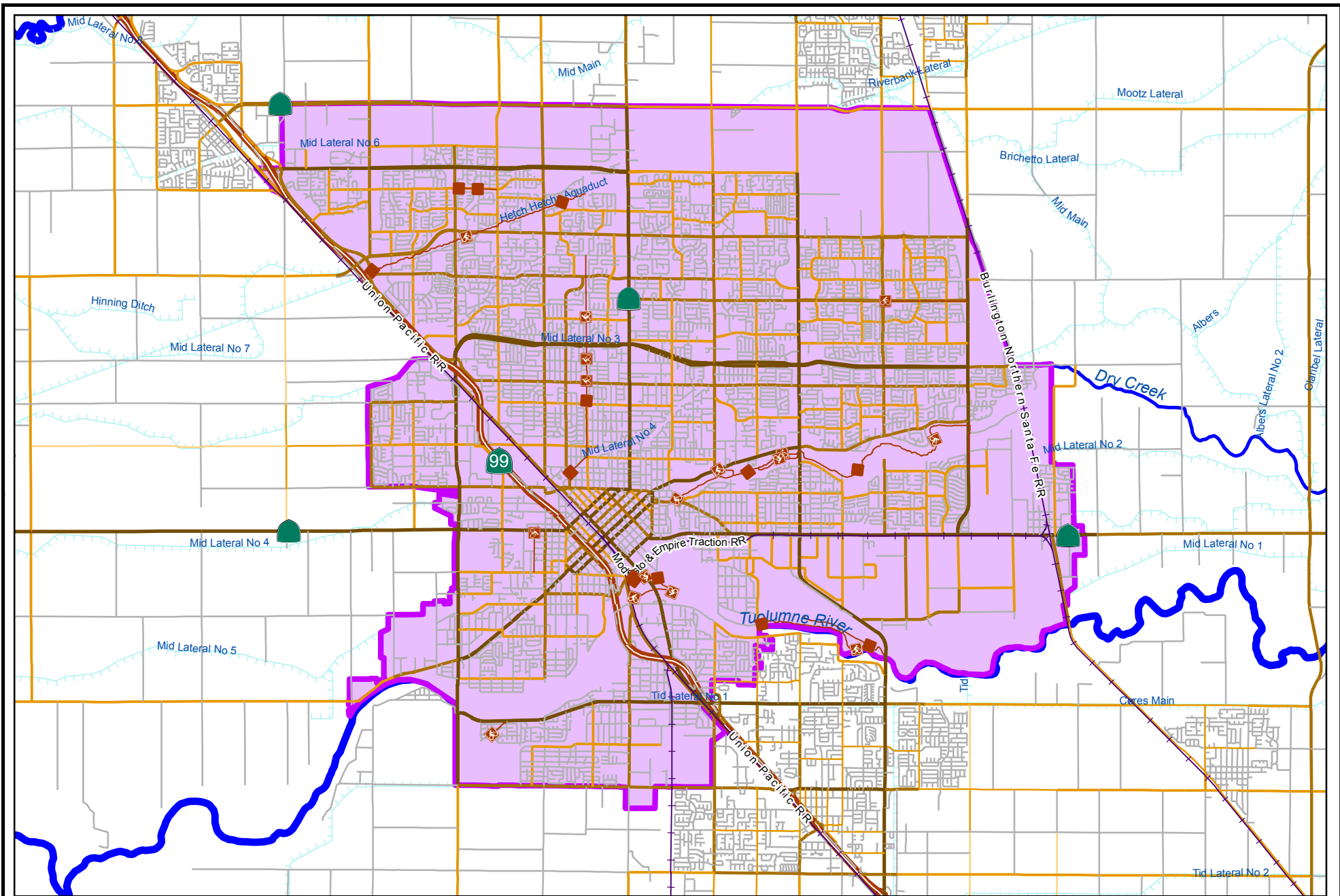
*Proj Desc:* Water system security improvements were identified in the March 2003 Water System Vulnerability Assessment (VA) Plan, which was completed to comply with the Public Health Security and Bioterrorism Response Act of 2001. Fencing installations and security signage, locks, lights and cameras are planned for well and tank sites throughout the water system.

*Proj Stat:* Several fence installations have been completed on sites with chlorine equipment. More fencing, as well as security signs, locks, lights and cameras are planned for FY 21/22.

Revenues	Budget	Actuals+Commit	Available	Prop. Inc./Dec. for 21-22	Bud + Prop. Incr/Decr	Avail.+ Prop. Incr/Decr	22-23	23-24	24-25	25-26	Total Budgeted up to 2026
64100 Transfer In from Fund 4100	347,783	347,783	0	0	347,783	0	0	0	0	0	347,783
<b>Revenue Totals:</b>	<b>347,783</b>	<b>347,783</b>	<b>0</b>	<b>0</b>	<b>347,783</b>	<b>0</b>	<b>0</b>	<b>0</b>	<b>0</b>	<b>0</b>	<b>347,783</b>

Expenditures	Budget	Actual+Commit	Available	Prop. Inc./Dec. for 21-22	Budget+Prop. Inc./Dec.	Avail.+Prop. Inc./Dec.	22-23	23-24	24-25	25-26	Total Budgeted up to 2026
CCF City Construction Fo	450,000	365,487	84,513	45,487	495,487	130,000	100,000	100,000	100,000	100,000	895,487
EDA Eng/Design/Admin	0	0	0	0	0	0	0	0	0	0	0
PA Primary Approp	2,882	2,882	0	0	2,882	0	0	0	0	0	2,882
<b>Expenditure Totals:</b>	<b>452,882</b>	<b>368,370</b>	<b>84,512</b>	<b>45,487</b>	<b>498,369</b>	<b>129,999</b>	<b>100,000</b>	<b>100,000</b>	<b>100,000</b>	<b>100,000</b>	<b>898,369</b>

<b>Fund Balance Required</b>	Budget+Prop. Inc./Dec.	Available+Prop. Inc./Dec.
Water Fund - CIP Projects-4180	150,586	129,999



# City of Modesto

Project #: 100357

PW - Modesto System Improvements



**City of Modesto: 2022-26 Capital Improvement Program**

**UTL - Modesto System Improvements (100331)**

**100357**  
**Capital Un-sponsored**

<i>Cost Center:</i> 59999	<i>Category:</i> Water	<i>Start Date:</i> 2006
<i>Hosting Fund:</i> Water Fund - CIP Projects-4180	<i>Type Class:</i> Water	<i>End Date:</i> Ongoing
<i>Element Listing:</i> Comm Svcs & Fac	<i>Area:</i> Within City	<i>Status:</i> Active
<i>Classification:</i> Improvements	<i>Manager:</i> Daniels, Jeff	<i>Const. Code:</i> Under Construction

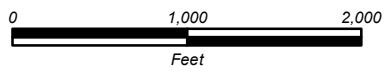
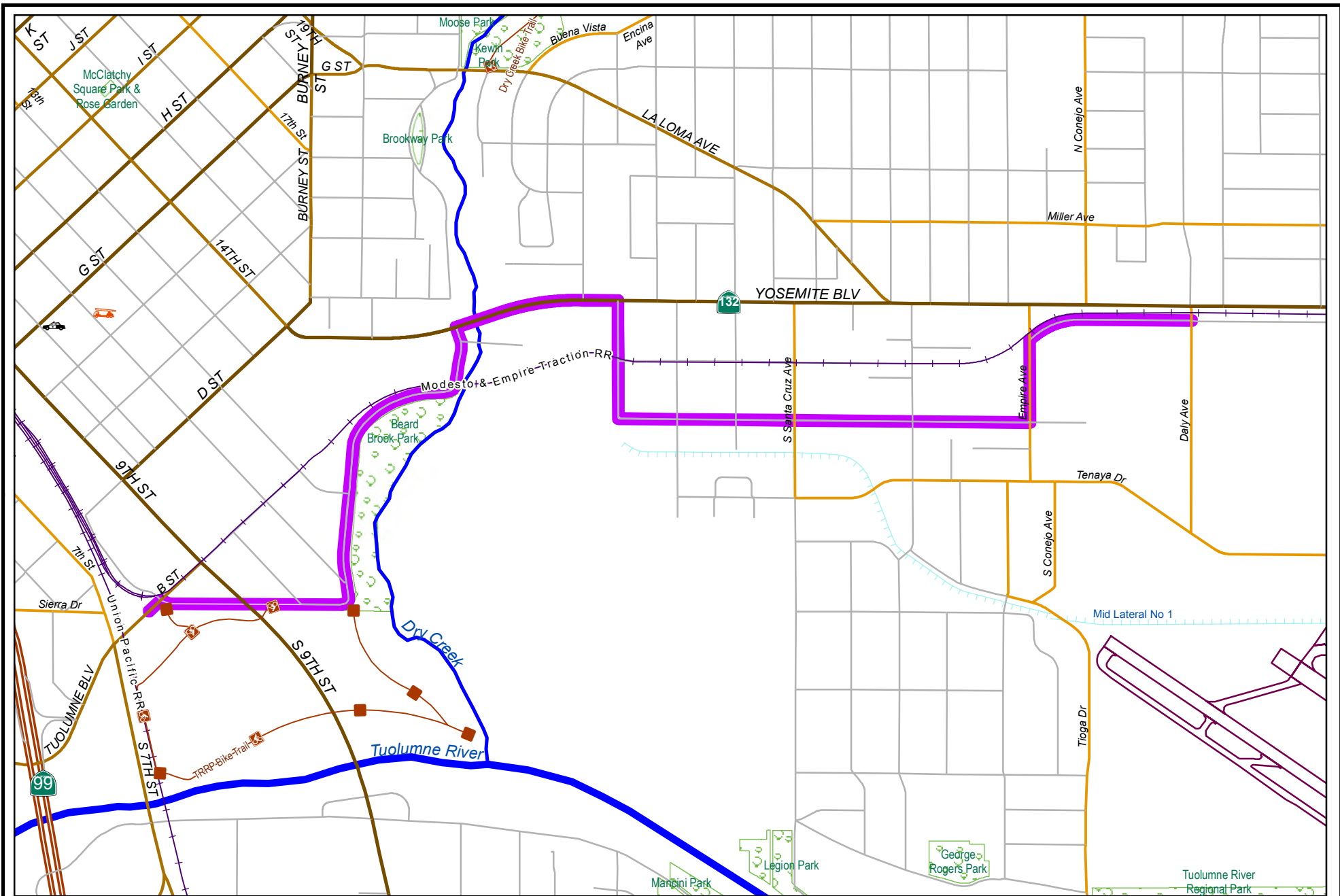
*Proj Desc:* This project is to replace and upgrade deficient water mains and relocate water hydrants within the City of Modesto and outlying areas of the City water system. These are smaller projects including easement abandonments and other water line work which may be necessary due to work being done by other City departments or outside agencies.

*Proj Stat:* There are several easement abandonment projects and flush lines planned for FY21/22. The City has contracted with an outside firm to do some of the work and other small projects will be completed by in-house Construction crews.

Revenues	Budget	Actuals+Commit	Available	Prop. Inc./Dec. for 21-22	Bud + Prop. Incr/Decr	Avail.+ Prop. Incr/Decr	22-23	23-24	24-25	25-26	Total Budgeted up to 2026
47020 Refunds, Damages, and Cost Recovery	42,826	72,460	-29,634	0	42,826	-29,634	0	0	0	0	42,826
<b>Revenue Totals:</b>	<b>42,826</b>	<b>72,460</b>	<b>-29,634</b>	<b>0</b>	<b>42,826</b>	<b>-29,634</b>	<b>0</b>	<b>0</b>	<b>0</b>	<b>0</b>	<b>42,826</b>

Expenditures	Budget	Actual+Commit	Available	Prop. Inc./Dec. for 21-22	Budget+Prop. Inc./Dec.	Avail.+Prop. Inc./Dec.	22-23	23-24	24-25	25-26	Total Budgeted up to 2026
CA Construction Admin	52,516	44,628	7,888	10,000	62,516	17,888	10,000	10,000	10,000	10,000	102,516
CA - EV Construction Admin	26,500	26,342	158	0	26,500	158	0	0	0	0	26,500
CCF City Construct Force	6,186,447	4,567,983	1,618,464	56,536	6,242,983	1,675,000	1,390,000	1,390,000	1,390,000	1,390,000	11,802,983
CCF - EV City Construct Force	8,000	489	7,511	0	8,000	7,511	0	0	0	0	8,000
CON Construction	254,655	253,840	815	0	254,655	815	0	0	0	0	254,655
CON - EV Construction	169,904	169,904	0	0	169,904	0	0	0	0	0	169,904
CTGY - EV Contingency - CIP	5,990	3,949	2,041	0	5,990	2,041	0	0	0	0	5,990
EDA Eng/Design/Admin	487,385	444,727	42,658	100,000	587,385	142,658	100,000	100,000	100,000	100,000	987,385
EDA - EV Eng/Design/Admin	2,500	4,086	-1,586	0	2,500	-1,586	0	0	0	0	2,500
<b>Expenditure Totals:</b>	<b>7,193,897</b>	<b>5,515,947</b>	<b>1,677,950</b>	<b>166,536</b>	<b>7,360,433</b>	<b>1,844,486</b>	<b>1,500,000</b>	<b>1,500,000</b>	<b>1,500,000</b>	<b>1,500,000</b>	<b>13,360,433</b>

Fund Balance Required	Budget+Prop. Inc./Dec.	Available+Prop. Inc./Dec.
Water Fund - CIP Projects-4180	7,317,607	1,874,119



# City of Modesto

Project #: 100467

UPP - DSI Yosemite Transmission Main



**City of Modesto: 2022-26 Capital Improvement Program**

**UTL - DSI Yosemite Transmission Main (100464)**

**100467**

**Capital Un-sponsored**

<i>Cost Center:</i> 49999	<i>Category:</i> Water	<i>Start Date:</i> 2007
<i>Hosting Fund:</i> Water Fund - CIP Projects-4180	<i>Type Class:</i> Water	<i>End Date:</i> 2024
<i>Element Listing:</i> Comm Svcs & Fac	<i>Area:</i> System Wide	<i>Status:</i> Active
<i>Classification:</i> Improvements	<i>Manager:</i> Davalos, Robert	<i>Const. Code:</i> Not Awarded

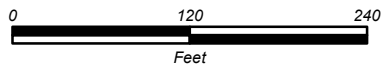
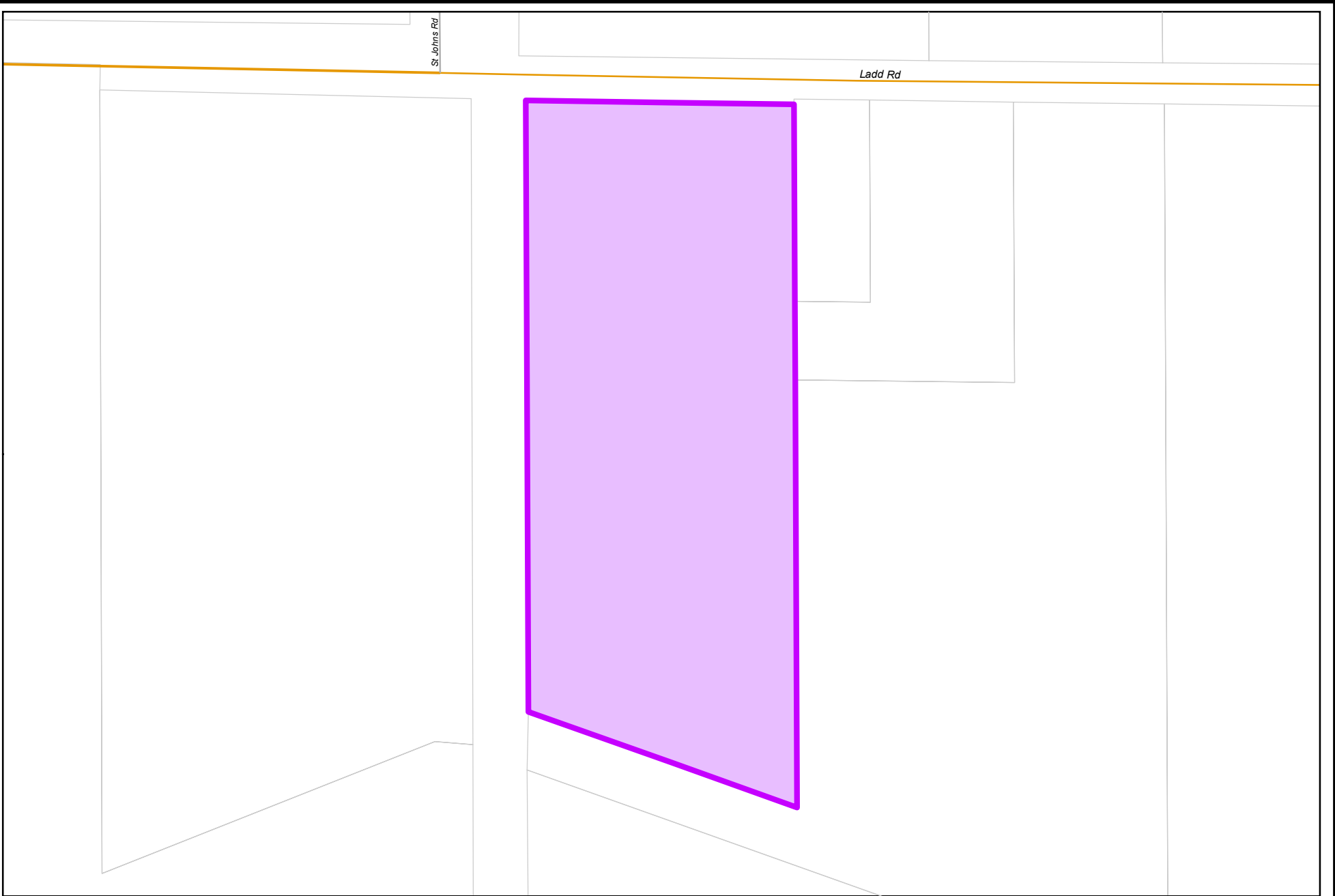
*Proj Desc:* This project will provide funding for the design, bid and construction of approximately 14,000 linear feet of 16-inch transmission main from the intersection of 7th/B St; in S. Morton, Yosemite Blvd, S. Santa Rosa, Mono Dr., Empire Ave and Lapham Dr to the intersection of Lapham and Spenker. Construction funding for the Industrial Tank and Pump Station is in Project Account 100475. Design and construction for a portion of the Industrial Tank Mains installed in Codoni Road is in Project Account 100672.

*Proj Stat:* Design is being reworked with a new consultant. The project is not needed until the construction of the Industrial Tank has been completed. Construction deferred until funds available.

Revenues	Budget	Actuals+Commit	Available	Prop. Inc./Dec. for 21-22	Bud + Prop. Incr/Decr	Avail.+ Prop. Incr/Decr	22-23	23-24	24-25	25-26	Total Budgeted up to 2026
47020 Refunds, Damages, and Cost Recovery	182	183	-1	0	182	-1	0	0	0	0	182
80501 Reserve - Bond Financing	3,000,000	0	3,000,000	0	3,000,000	3,000,000	0	0	0	0	3,000,000
<b>Revenue Totals:</b>	3,000,182	183	2,999,999	0	3,000,182	2,999,999	0	0	0	0	3,043,008

Expenditures	Budget	Actual+Commit	Available	Prop. Inc./Dec. for 21-22	Budget+Prop. Inc./Dec.	Avail.+Prop. Inc./Dec.	22-23	23-24	24-25	25-26	Total Budgeted up to 2026
EDA Eng/Design/Admin	678,948	598,679	80,269	0	678,948	80,269	200,000	0	0	0	878,948
LA Land Acquisition	1,632,779	1,632,779	0	0	1,632,779	0	0	0	0	0	1,632,779
<b>Expenditure Totals:</b>	2,311,727	2,231,459	80,268	0	2,311,727	80,268	200,000	0	0	0	2,511,727

<b>Fund Balance Required</b>	Budget+Prop. Inc./Dec.	Available+Prop. Inc./Dec.
Water Fund - CIP Projects-4180	-688,455	-2,919,731



**City of Modesto**

Project #: 100473

UPP - Del Rio Tank 14 & Pump Station



**City of Modesto: 2022-26 Capital Improvement Program**

**UTL - Del Rio Water Tank (100471)**

**100473**  
**Capital Un-sponsored**

<i>Cost Center:</i> 49999	<i>Category:</i> Water	<i>Start Date:</i> 2008
<i>Hosting Fund:</i> Water Fund - CIP Projects-4180	<i>Type Class:</i> Water	<i>End Date:</i> 2022
<i>Element Listing:</i> Comm Svcs & Fac	<i>Area:</i> System Wide	<i>Status:</i> Active
<i>Classification:</i> Improvements	<i>Manager:</i> Davalos, Robert	<i>Const. Code:</i> Under Construction

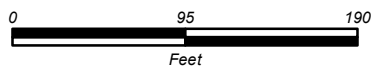
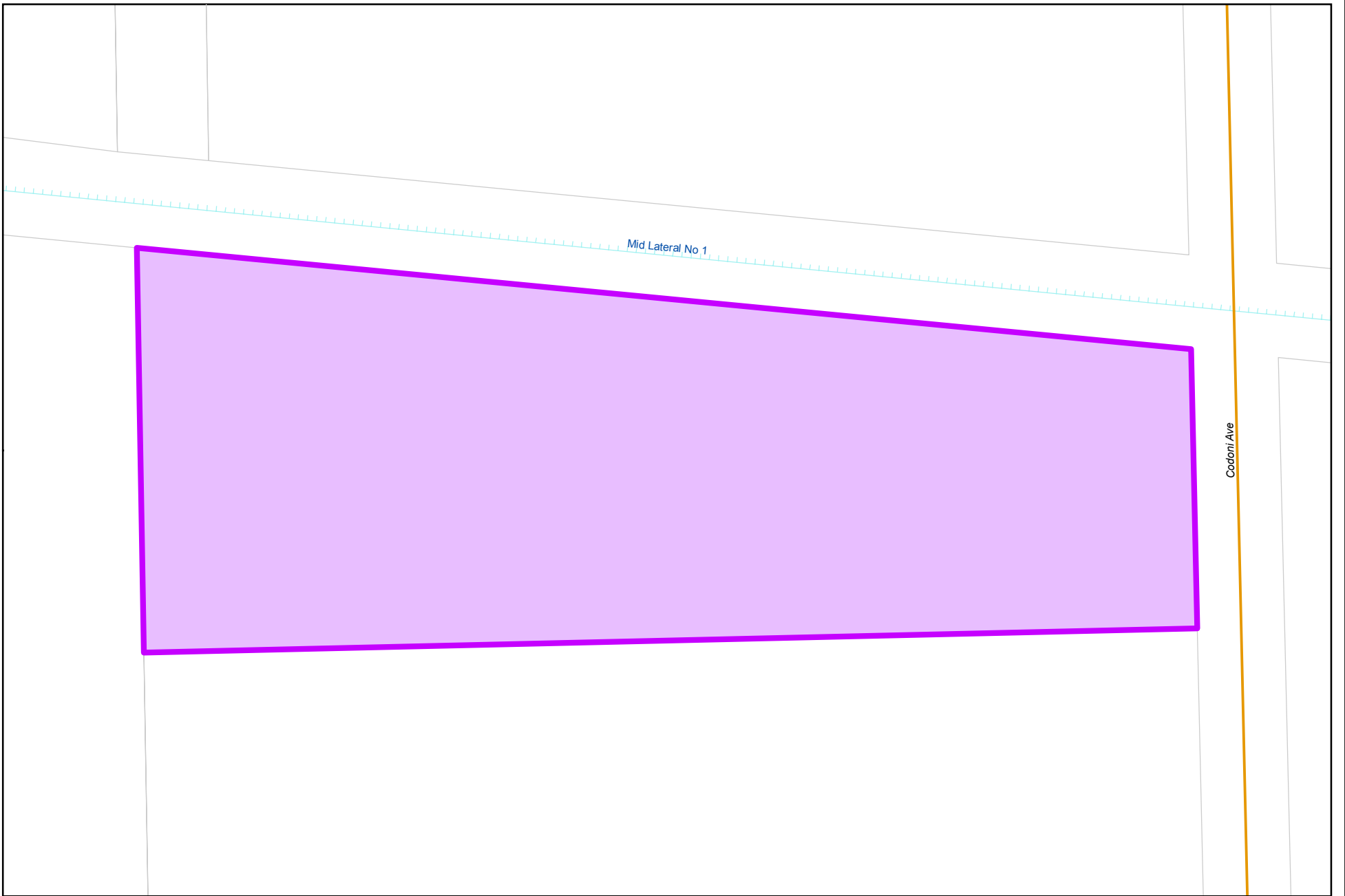
*Proj Desc:* This project will provide funding to build a 0.25 million gallon water storage tank in the Del Rio water service area. In addition to the tank, plans include a 2.45 million gallon per day booster pump station, 1,000 gpm well pump, emergency generator and granular activated carbon vessels for treatment.

It is intended to complete this project as quickly as possible due to the terms of the City's settlement agreement with the Del Rio Community Association.

*Proj Stat:* Final design is 100% complete. Construction completed in FY 20/21.

Expenditures	Budget	Actual+Commit	Available	Prop. Inc./Dec. for 21-22	Budget+Prop. Inc./Dec.	Avail.+Prop. Inc./Dec.	22-23	23-24	24-25	25-26	Total Budgeted up to 2026
CA Construction Admin	1,486,020	1,389,309	96,711	0	1,486,020	96,711	0	0	0	0	1,486,020
CCF City Construct Force	75,000	0	75,000	0	75,000	75,000	0	0	0	0	75,000
CON Construction	7,510,835	7,426,116	84,719	0	7,510,835	84,719	0	0	0	0	7,510,835
CTGY Contingency - CIP	2,854,117	2,739,139	114,978	0	2,854,117	114,978	0	0	0	0	2,854,117
EDA Eng/Design/Admin	1,792,108	1,727,973	64,135	0	1,792,108	64,135	0	0	0	0	1,792,108
ENV Environmental	374,018	374,018	0	0	374,018	0	0	0	0	0	374,018
LA Land Acquisition	311,115	311,115	0	0	311,115	0	0	0	0	0	311,115
<b>Expenditure Totals:</b>	<b>14,403,213</b>	<b>13,967,670</b>	<b>435,543</b>	<b>0</b>	<b>14,403,213</b>	<b>435,543</b>	<b>0</b>	<b>0</b>	<b>0</b>	<b>0</b>	<b>14,403,213</b>

<b>Fund Balance Required</b>	Budget+Prop. Inc./Dec.	Available+Prop. Inc./Dec.
Water Fund - CIP Projects-4180	14,403,213	435,543



**City of Modesto**

Project #: 100475

UPP - Industrial Tank 13 & Pump Station



**City of Modesto: 2022-26 Capital Improvement Program**

**UTL - Industrial Tank 13/Pump Station (100464) (Suspended)**

**100475**

**Capital Un-sponsored**

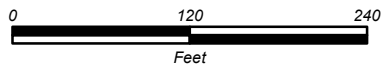
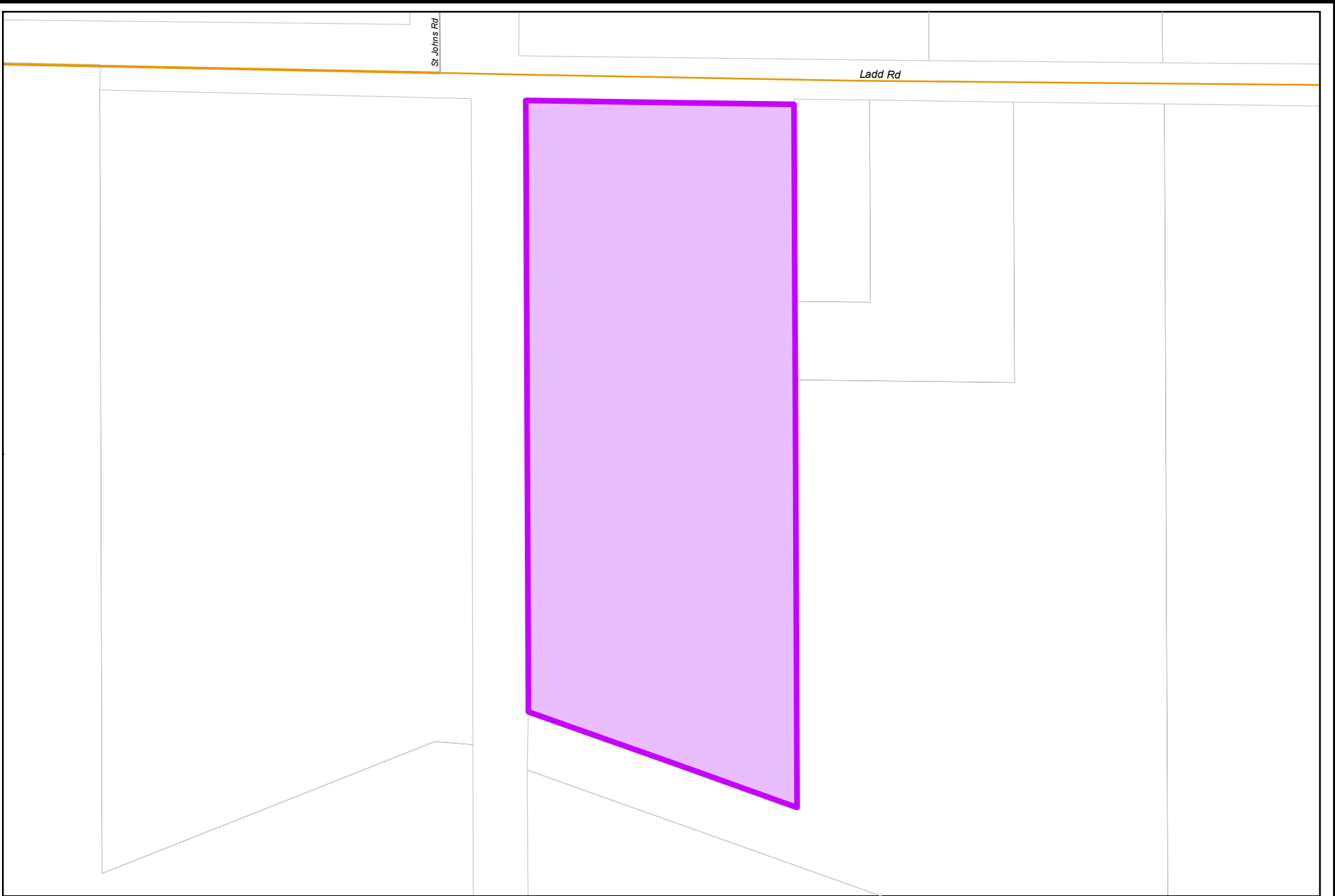
<i>Cost Center:</i> 49999	<i>Category:</i> Water	<i>Start Date:</i> 2009
<i>Hosting Fund:</i> Water Fund - CIP Projects-4180	<i>Type Class:</i> Water	<i>End Date:</i> 2020
<i>Element Listing:</i> Comm Svcs & Fac	<i>Area:</i> System Wide	<i>Status:</i> Active
<i>Classification:</i> Improvements	<i>Manager:</i> Davalos, Robert	<i>Const. Code:</i> To be Closed

*Proj Desc:* This project includes the design of the City of Modesto's 4.0 million gallon Tank 13 in the industrial area of south Modesto. The project also includes the design of a 12 million gallon per day booster pump station.

*Proj Stat:* Tank design is at 100%. Construction is 100% complete. Project accepted by Council on 9/24/2019.

Expenditures	Budget	Actual+Commit	Available	Prop. Inc./Dec. for 21-22	Budget+Prop. Inc./Dec.	Avail.+Prop. Inc./Dec.	22-23	23-24	24-25	25-26	Total Budgeted up to 2026
CA Construction Admin	1,473,095	1,386,502	86,593	0	1,473,095	86,593	0	0	0	0	1,473,095
CCF City Const Forces	0	0	0	0	0	0	0	0	0	0	0
CON Construction	9,036,000	9,027,595	8,405	0	9,036,000	8,405	0	0	0	0	9,036,000
CTGY Contingency	868,050	863,369	4,681	0	868,050	4,681	0	0	0	0	868,050
EDA Eng/Design/Admin	1,176,439	1,170,382	6,057	0	1,176,439	6,057	0	0	0	0	1,176,439
<b>Expenditure Totals:</b>	<b>12,553,584</b>	<b>12,447,848</b>	<b>105,736</b>	<b>0</b>	<b>12,553,584</b>	<b>105,736</b>	<b>0</b>	<b>0</b>	<b>0</b>	<b>0</b>	<b>12,553,584</b>

<b>Fund Balance Required</b>	Budget+Prop. Inc./Dec.	Available+Prop. Inc./Dec.
Water Fund - CIP Projects-4180	12,553,584	105,736



**City of Modesto**

Project #: 100499

UPP - Del Rio Well 68



**City of Modesto: 2022-26 Capital Improvement Program**

**UTL - Del Rio Well 68**

**100499**

**Capital Un-sponsored**

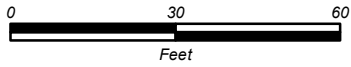
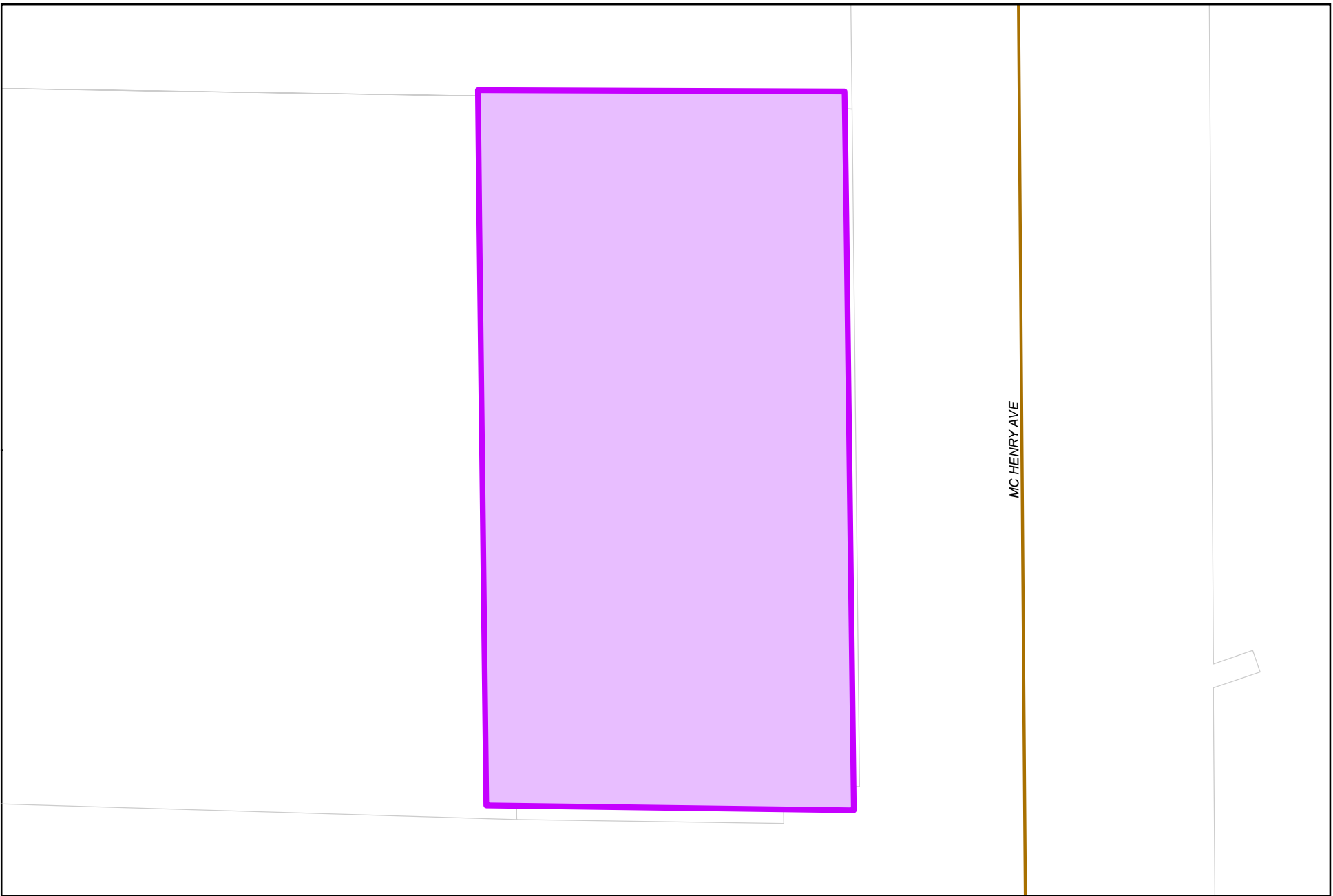
<i>Cost Center:</i> 49999	<i>Category:</i> Water	<i>Start Date:</i> 2008
<i>Hosting Fund:</i> Water Fund - CIP Projects-4180	<i>Type Class:</i> Water	<i>End Date:</i> 2019
<i>Element Listing:</i> Comm Svcs & Fac	<i>Area:</i> System Wide	<i>Status:</i> Active
<i>Classification:</i> Improvements	<i>Manager:</i> Davalos, Robert	<i>Const. Code:</i> Construction Completed

*Proj Desc:* This project will construct the below ground portion of the new 1,000 gpm well required for the Del Rio water system upgrades indicated in the Water System Engineer's Report. This new well will be located on the same site as the proposed tank and pump station. The design and construction funds for the new tank, well pump, and booster pump station are in CIP Project Account #100473 (Del Rio Water Tank).

*Proj Stat:* Design for the below-ground well is complete. Construction of well was completed in Summer 2018; Project to be closed out in FY 19-20.

Expenditures	Budget	Actual+Commit	Available	Prop. Inc./Dec. for 21-22	Budget+Prop. Inc./Dec.	Avail.+Prop. Inc./Dec.	22-23	23-24	24-25	25-26	Total Budgeted up to 2026
CA Construction Admin	80,836	33,403	47,433	0	80,836	47,433	0	0	0	0	80,836
CCF City Construct Force	10,000	0	10,000	0	10,000	10,000	0	0	0	0	10,000
CON Construction	705,000	429,777	275,223	0	705,000	275,223	0	0	0	0	705,000
CTGY Contingency - CIP	175,000	149,039	25,961	0	175,000	25,961	0	0	0	0	175,000
EDA Eng/Design/Admin	337,400	292,586	44,814	0	337,400	44,814	0	0	0	0	337,400
LA Land Acquisition	22,755	22,680	75	0	22,755	75	0	0	0	0	22,755
<b>Expenditure Totals:</b>	<b>1,330,991</b>	<b>927,485</b>	<b>403,506</b>	<b>0</b>	<b>1,330,991</b>	<b>403,506</b>	<b>0</b>	<b>0</b>	<b>0</b>	<b>0</b>	<b>1,330,991</b>

<b>Fund Balance Required</b>	Budget+Prop. Inc./Dec.	Available+Prop. Inc./Dec.
Water Fund - CIP Projects-4180	1,330,991	403,506



**City of Modesto**

Project #: 100506

UPP - Del Rio Well 70 (Replacing Well 271) Subsurface



**City of Modesto: 2022-26 Capital Improvement Program**

**UTL - Del Rio Well 70 (Replacing Well 271) - Subsurface**

**100506**

**Capital Un-sponsored**

<i>Cost Center:</i> 49999	<i>Category:</i> Water	<i>Start Date:</i> 2008
<i>Hosting Fund:</i> Water Fund - CIP Projects-4180	<i>Type Class:</i> Water	<i>End Date:</i> 2020
<i>Element Listing:</i> Comm Svcs & Fac	<i>Area:</i> System Wide	<i>Status:</i> Active
<i>Classification:</i> Improvements	<i>Manager:</i> Bryant, Tamorah	<i>Const. Code:</i> Construction Completed

*Proj Desc:* This project will construct the subsurface portion of a 1,000 gpm well as required for the Del Rio water system upgrades indicated in the Water System Engineer's Report. Well 70 will replace the City's existing well #271.

The above ground portion (desgin/construction) of the well and pump station will be housed in a separate CIP.

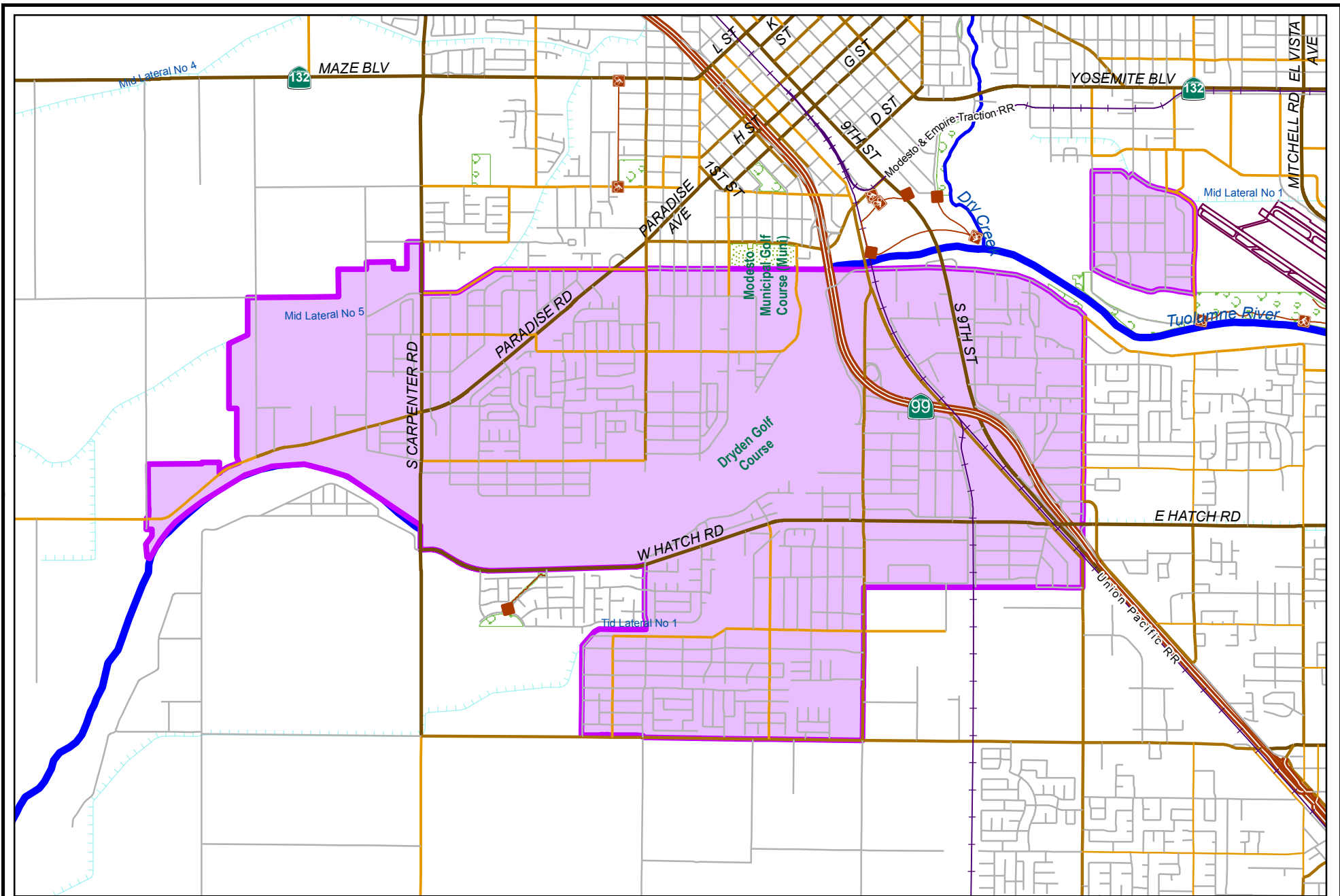
It is intended to complete this project as quickly as possible due to the terms of the City's settlement agreement with the Del Rio Community Association.

Proj Stat Continued: Funds for CA, CCF, CTGY and CON are therefore proposed for transfer back to the water reserves with anticipated transfer back to this CIP at a later time.

*Proj Stat:* Project EIR was certified by Council 9/5/2017 (CIP 100473). Design by West Yost Complete. Property acquisition was completed June 2018. Construction was completed in FY 18-19 with project closeout anticipated in FY 20-21.

Expenditures	Budget	Actual+Commit	Available	Prop. Inc./Dec. for 21-22	Budget+Prop. Inc./Dec.	Avail.+Prop. Inc./Dec.	22-23	23-24	24-25	25-26	Total Budgeted up to 2026
CA Construction Admin	169,948	69,903	100,045	0	169,948	100,045	0	0	0	0	169,948
CCF City Construct Force	20,000	0	20,000	0	20,000	20,000	0	0	0	0	20,000
CON Construction	1,522,981	549,398	973,583	0	1,522,981	973,583	0	0	0	0	1,522,981
CTGY Contingency - CIP	157,500	10,350	147,150	0	157,500	147,150	0	0	0	0	157,500
EDA Eng/Design/Admin	1,225,000	1,094,690	130,310	0	1,225,000	130,310	0	0	0	0	1,225,000
LA Land Acquisition	135,693	88,468	47,225	0	135,693	47,225	0	0	0	0	135,693
<b>Expenditure Totals:</b>	<b>3,231,122</b>	<b>1,812,810</b>	<b>1,418,312</b>	<b>0</b>	<b>3,231,122</b>	<b>1,418,312</b>	<b>0</b>	<b>0</b>	<b>0</b>	<b>0</b>	<b>3,231,122</b>

<b>Fund Balance Required</b>	Budget+Prop. Inc./Dec.	Available+Prop. Inc./Dec.
Water Fund - CIP Projects-4180	3,231,122	1,418,312



# City of Modesto

Project #: 100576

PW - Residential Meter Installation - South Modesto



**City of Modesto: 2022-26 Capital Improvement Program**

**UTL - Residential Meter Installation - South Modesto**

**100576**

**Capital Un-sponsored**

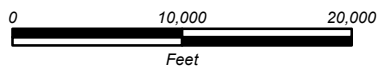
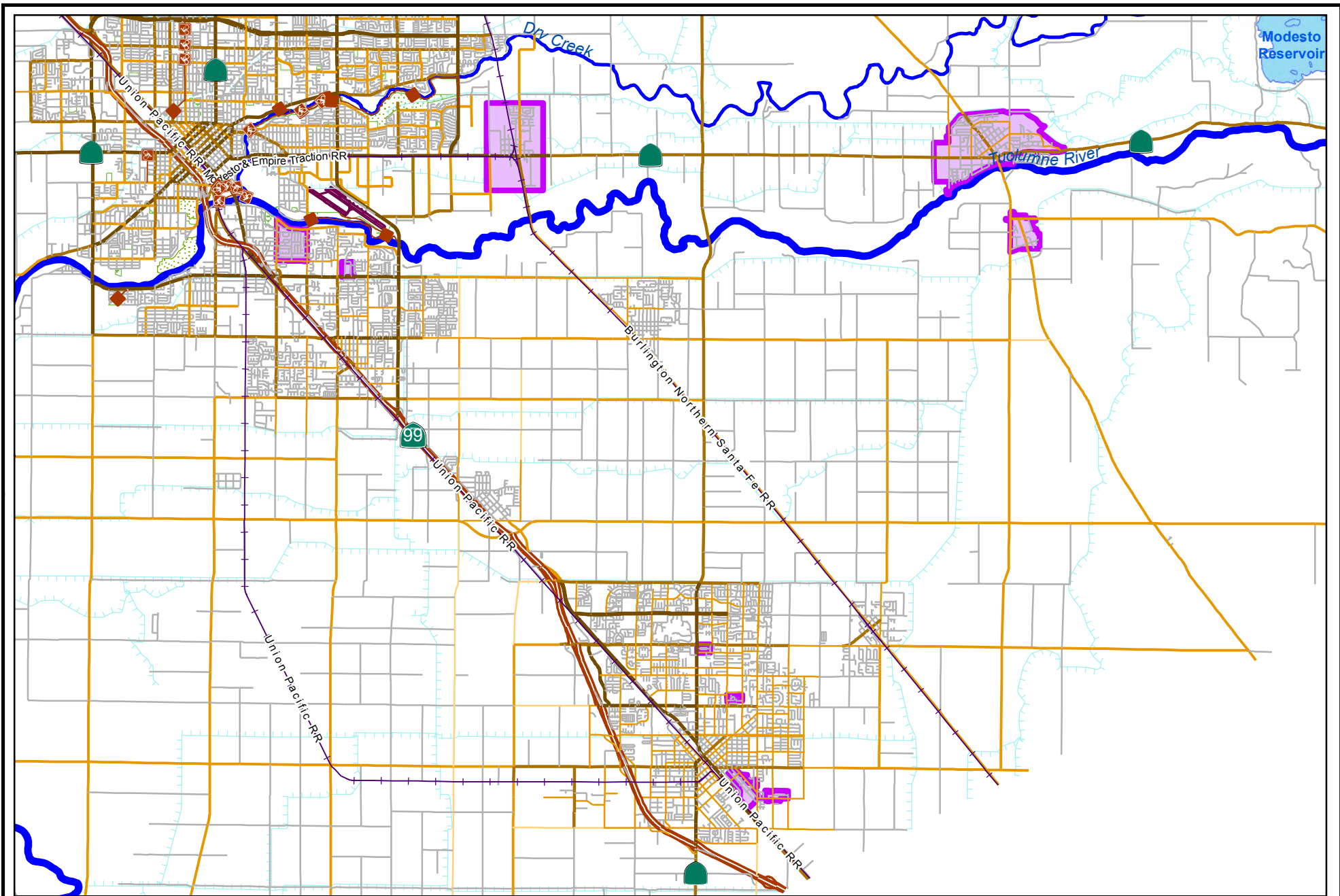
<i>Cost Center:</i> 59999	<i>Category:</i> Water	<i>Start Date:</i> 2015
<i>Hosting Fund:</i> Water Fund - CIP Projects-4180	<i>Type Class:</i> Water	<i>End Date:</i> 2020
<i>Element Listing:</i> Comm Svcs & Fac	<i>Area:</i> System Wide	<i>Status:</i> Active
<i>Classification:</i> Improvements	<i>Manager:</i> Daniels, Jeff	<i>Const. Code:</i> Under Construction

*Proj Desc:* This project is for the installation of approximately 4,600 water meters in the South Modesto area. This area is defined as north of Whitmore avenue and south of Tuolumne Blvd. East from Grimes Rd to Herndon Rd. including some installs in the airport area. Staff has an installation goal of 2,760 meters per year with two crews.

*Proj Stat:* Installations in this area began in FY 19/20 and the anticipated completion date is FY 22/23.

Expenditures	Budget	Actual+Commit	Available	Prop. Inc./Dec. for 21-22	Budget+Prop. Inc./Dec.	Avail.+Prop. Inc./Dec.	22-23	23-24	24-25	25-26	Total Budgeted up to 2026
CCF City Construct Force	4,613,969	2,781,566	1,832,403	567,597	5,181,566	2,400,000	2,000,000	0	0	0	7,181,566
<b>Expenditure Totals:</b>	4,613,969	2,781,566	1,832,403	567,597	5,181,566	2,400,000	2,000,000	0	0	0	7,181,566

<b>Fund Balance Required</b>	Budget+Prop. Inc./Dec.	Available+Prop. Inc./Dec.
Water Fund - CIP Projects-4180	5,181,566	2,400,000



**City of Modesto**

Project #: 100577

PW - Residential Meter Installation - Outlying Areas



**City of Modesto: 2022-26 Capital Improvement Program**

**UTL - Residential Meter Installation - Outlying Areas**

**100577**  
**Capital Un-sponsored**

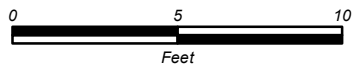

<i>Cost Center:</i> 59999	<i>Category:</i> Water	<i>Start Date:</i> 2008
<i>Hosting Fund:</i> Water Fund - CIP Projects-4180	<i>Type Class:</i> Water	<i>End Date:</i> 2022
<i>Element Listing:</i> Comm Svcs & Fac	<i>Area:</i> System Wide	<i>Status:</i> Active
<i>Classification:</i> Improvements	<i>Manager:</i> Daniels, Jeff	<i>Const. Code:</i> Under Construction

*Proj Desc:* This project provides funding for the installation of approximately 1,500 water meters in the outlying areas of the water system. This area includes Ceres and Turlock.

*Proj Stat:* This project is scheduled to be completed in 2021.

Expenditures	Budget	Actual+Commit	Available	Prop. Inc./Dec. for 21-22	Budget+Prop. Inc./Dec.	Avail.+Prop. Inc./Dec.	22-23	23-24	24-25	25-26	Total Budgeted up to 2026
CCF City Construct Force	1,000,000	616,531	383,469	766,531	1,766,531	1,150,000	0	0	0	0	1,766,531
<b>Expenditure Totals:</b>	1,000,000	616,531	383,469	766,531	1,766,531	1,150,000	0	0	0	0	1,766,531

<b>Fund Balance Required</b>	Budget+Prop. Inc./Dec.	Available+Prop. Inc./Dec.
Water Fund - CIP Projects-4180	1,766,531	1,150,000



**City of Modesto**

Project #: 100695

UPP - Water Fund Master Plan



**City of Modesto: 2022-26 Capital Improvement Program**

**UTL - Water Fund Master Plan**

**100695**  
**Capital Un-sponsored**

<i>Cost Center:</i> 49999	<i>Category:</i> Water	<i>Start Date:</i>
<i>Hosting Fund:</i> Water Fund - CIP Projects-4180	<i>Type Class:</i> Water	<i>End Date:</i>
<i>Element Listing:</i> Comm Svcs & Fac	<i>Area:</i> System Wide	<i>Status:</i> Active
<i>Classification:</i> Improvements	<i>Manager:</i> Franco, Jesse	<i>Const. Code:</i> Not Awarded

*Proj Desc:* This project will provide funding for the preparation of a system-wide Water Master Plan (WMP) and complete the associated environmental review (CEQA) work. The WMP will address, among other items, future sources of supply, water quality issues, water demands, conjunctive use strategies, water system modeling updates and capital improvements (for both existing and future customers).

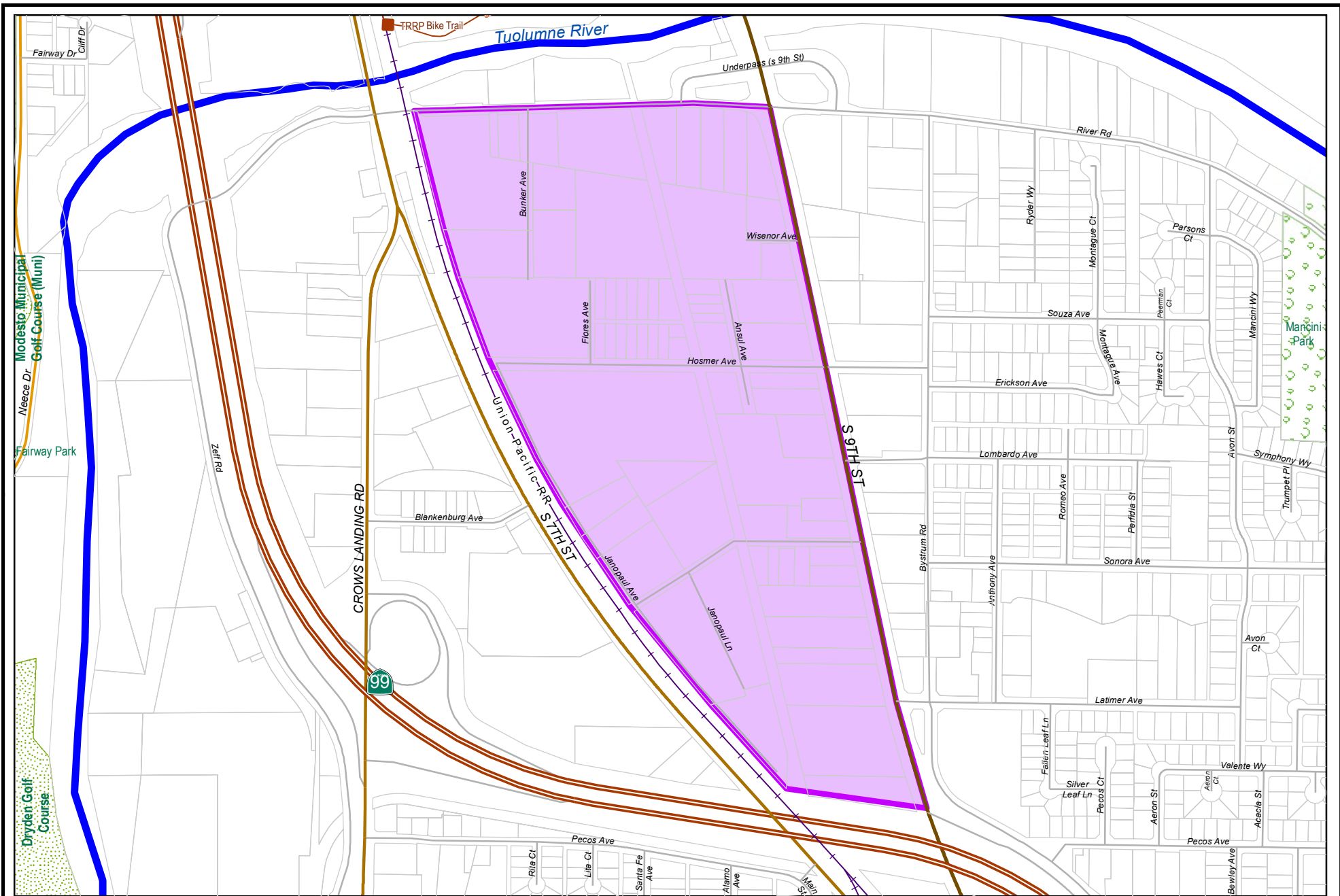
This project replaced 100487 due to a project conversion error into the new project/grants database.

*Proj Stat:* The WMP document is complete, and the CEQA work is expected to be complete FY 18/19. Budget capacity available in consultant contract for related modeling and analysis of system scenarios as needed through FY 19/20.

Revenues	Budget	Actuals+Commit	Available	Prop. Inc./Dec. for 21-22	Bud + Prop. Incr/Decr	Avail.+ Prop. Incr/Decr	22-23	23-24	24-25	25-26	Total Budgeted up to 2026
42402 Intergov - Local - City of Ceres	0	22,527	-22,527	0	0	-22,527	0	0	0	0	0
42418 Intergov - Local - City of Hughson	0	8,836	-8,836	0	0	-8,836	0	0	0	0	0
42510 Intergov - Other Government Agencies	0	29,633	-29,633	0	0	-29,633	0	0	0	0	0
<b>Revenue Totals:</b>	<b>0</b>	<b>60,996</b>	<b>-60,996</b>	<b>0</b>	<b>0</b>	<b>-60,996</b>	<b>0</b>	<b>0</b>	<b>0</b>	<b>0</b>	<b>0</b>

Expenditures	Budget	Actual+Commit	Available	Prop. Inc./Dec. for 21-22	Budget+Prop. Inc./Dec.	Avail.+Prop. Inc./Dec.	22-23	23-24	24-25	25-26	Total Budgeted up to 2026
EDA Eng/Design/Admin	2,114,776	2,079,947	34,829	0	2,114,776	34,829	0	0	0	0	2,114,776
ENV ENV Environmental	3,500	3,027	473	0	3,500	473	0	0	0	0	3,500
<b>Expenditure Totals:</b>	<b>2,118,276</b>	<b>2,082,974</b>	<b>35,302</b>	<b>0</b>	<b>2,118,276</b>	<b>35,302</b>	<b>0</b>	<b>0</b>	<b>0</b>	<b>0</b>	<b>2,118,276</b>

<b>Fund Balance Required</b>	Budget+Prop. Inc./Dec.	Available+Prop. Inc./Dec.
Water Fund - CIP Projects-4180	2,118,276	96,298



# City of Modesto

Project #: 100733

UPP - S. 9th St. Industrial Water (Suspended)



**City of Modesto: 2022-26 Capital Improvement Program**

**UTL - S. 9th St. Industrial Water (Suspended)**

**100733**

**Capital Un-sponsored**

<i>Cost Center:</i> 49999	<i>Category:</i> Water	<i>Start Date:</i> 2013
<i>Hosting Fund:</i> Water Fund - CIP Projects-4180	<i>Type Class:</i> Water	<i>End Date:</i> 2018
<i>Element Listing:</i> Comm Svcs & Fac	<i>Area:</i> System Wide	<i>Status:</i> Active
<i>Classification:</i> Replacement	<i>Manager:</i> Davalos, Robert	<i>Const. Code:</i> Construction Completed

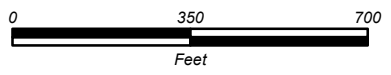

*Proj Desc:* This project will provide funding to replace existing water mains within the industrial area generally bounded by Bystrom Road, Janopaul Avenue and River Road. Existing water mains in this area are old, undersized steel mains which are prone to leaking and low pressures. This project will replace the existing system with City standard water mains, valves and hydrants to improve system reliability, flows and pressures. Project design will begin in summer 2013, with construction anticipated to begin in 2016. Given the relatively large project area, the project may need to be constructed in incremental phases depending on funding and workload. Three jack and bores are required under the UPPR tracks.

*Proj Stat:* Construction completed winter FY 16-17. Project accepted in FY 17/18, to be closed in FY 19/20.

Revenues	Budget	Actuals+Commit	Available	Prop. Inc./Dec. for 21-22	Bud + Prop. Incr/Decr	Avail.+ Prop. Incr/Decr	22-23	23-24	24-25	25-26	Total Budgeted up to 2026
47020 Refunds, Damages, and Cost Recovery	0	42,052	-42,052	0	0	-42,052	0	0	0	0	0
<b>Revenue Totals:</b>	0	42,052	-42,052	0	0	-42,052	0	0	0	0	0

Expenditures	Budget	Actual+Commit	Available	Prop. Inc./Dec. for 21-22	Budget+Prop. Inc./Dec.	Avail.+Prop. Inc./Dec.	22-23	23-24	24-25	25-26	Total Budgeted up to 2026
CA Construction Admin	155,000	154,789	211	0	155,000	211	0	0	0	0	155,000
CCF City Construct Force	45,000	885	44,115	0	45,000	44,115	0	0	0	0	45,000
CON Construction	2,869,054	2,316,966	552,088	0	2,869,054	552,088	0	0	0	0	2,869,054
CTGY-CIP Contingency - CIP	205,580	205,580	0	0	205,580	0	0	0	0	0	205,580
EDA Eng/Design/Admin	296,366	293,003	3,363	0	296,366	3,363	0	0	0	0	296,366
LA Land Acquisition	10,000	6,443	3,558	0	10,000	3,558	0	0	0	0	10,000
<b>Expenditure Totals:</b>	3,581,000	2,977,665	603,335	0	3,581,000	603,335	0	0	0	0	3,581,000

Fund Balance Required	Budget+Prop. Inc./Dec.	Available+Prop. Inc./Dec.
Water Fund - CIP Projects-4180	3,581,000	645,387



# City of Modesto

Project #: 100785



UPP - Tivoli Area - Grogan Park Well (suspended)



**City of Modesto: 2022-26 Capital Improvement Program**

**UTL - Tivoli Area - Grogan Park Well (suspended)**

**100785**

**Capital Un-sponsored**

<i>Cost Center:</i> 49999	<i>Category:</i> Water	<i>Start Date:</i> 2014
<i>Hosting Fund:</i> Water Fund - CIP Projects-4180	<i>Type Class:</i> Water	<i>End Date:</i> 2019
<i>Element Listing:</i> Comm Svcs & Fac	<i>Area:</i> System Wide	<i>Status:</i> Active
<i>Classification:</i> Improvements	<i>Manager:</i> Davalos, Robert	<i>Const. Code:</i> Construction Completed

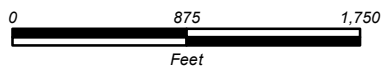
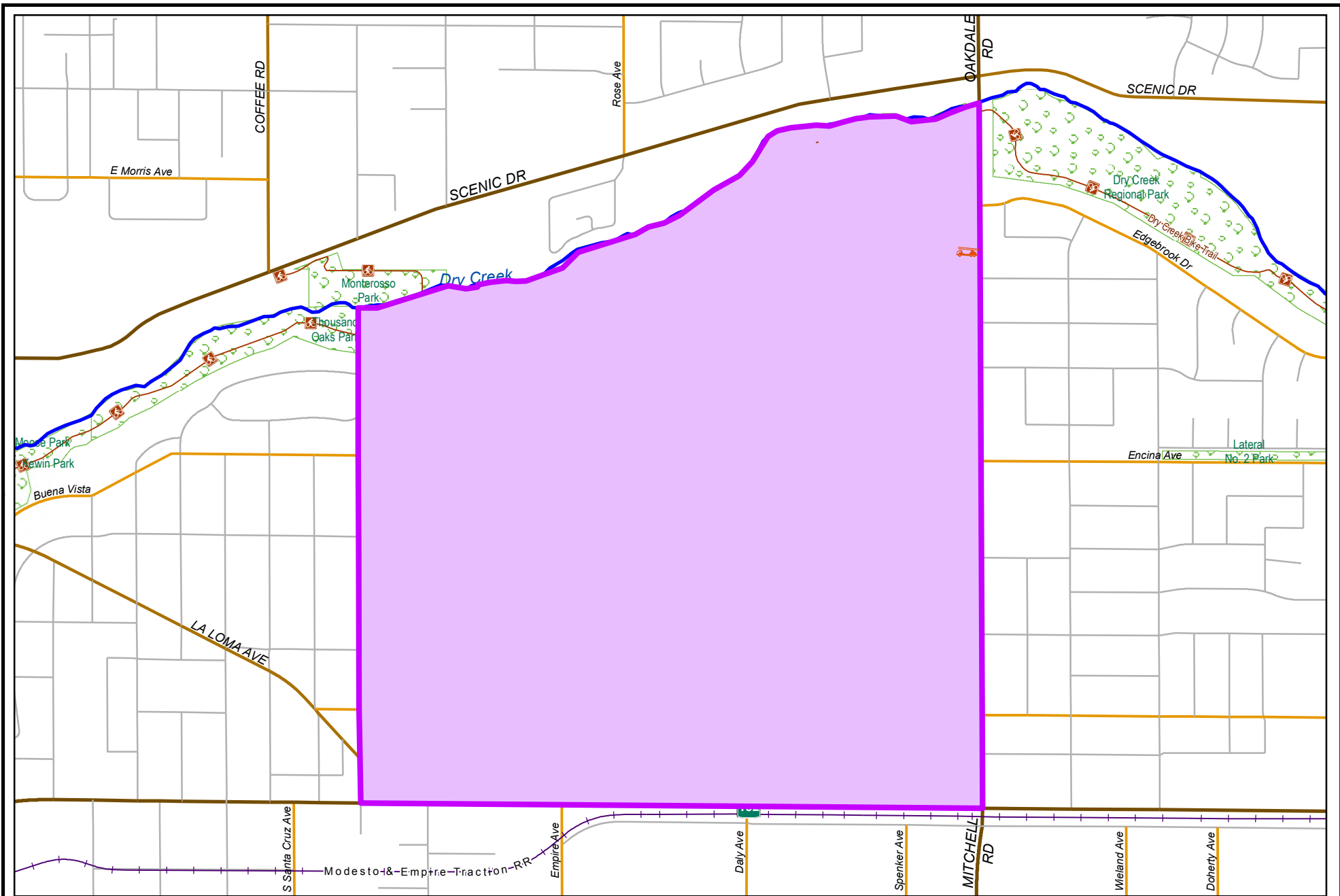
*Proj Desc:* This project will provide funding to construct a future potable water well to serve the Tivoli Specific Plan Area. Tivoli includes acquiring access to proposed site, drilling to a depth of 600 feet below ground surface, test pumping and sampling, land acquisition, design, and construction of production well site.

The above ground portion of the well will be designed and constructed as a part of a separate CIP.

*Proj Stat:* Below ground portion of well in construction FY 16/17. Surface improvements in final design & construction in FY 17/18. Project accepted in FY 17/18 and closed in FY 19/20.

Expenditures	Budget	Actual+Commit	Available	Prop. Inc./Dec. for 21-22	Budget+Prop. Inc./Dec.	Avail.+Prop. Inc./Dec.	22-23	23-24	24-25	25-26	Total Budgeted up to 2026
CA Construction Admin	80,000	64,957	15,043	0	80,000	15,043	0	0	0	0	80,000
CCF City Construct Force	232	231	1	0	232	1	0	0	0	0	232
CON Construction	476,850	474,495	2,355	0	476,850	2,355	0	0	0	0	476,850
CTGY-CIP Contingency - CIP	21,727	21,727	0	0	21,727	0	0	0	0	0	21,727
EDA Eng/Design/Admin	1,103,460	1,096,007	7,453	0	1,103,460	7,453	0	0	0	0	1,103,460
ENV CIP - Environmental	0	0	0	0	0	0	0	0	0	0	0
LA Land Acquisition	11,546	11,103	443	0	11,546	443	0	0	0	0	11,546
<b>Expenditure Totals:</b>	<b>1,693,815</b>	<b>1,668,520</b>	<b>25,295</b>	<b>0</b>	<b>1,693,815</b>	<b>25,295</b>	<b>0</b>	<b>0</b>	<b>0</b>	<b>0</b>	<b>1,693,815</b>

<b>Fund Balance Required</b>	Budget+Prop. Inc./Dec.	Available+Prop. Inc./Dec.
Water Fund - CIP Projects-4180	1,693,815	25,295



# City of Modesto

Project #: 100797



UPP - La Loma Phase 2B Strengthen and Replace Water Mains



**City of Modesto: 2022-26 Capital Improvement Program**

**UTL - La Loma Phase 2B Strengthen and Replace Water Mains**

**100797**

**Capital Un-sponsored**

<i>Cost Center:</i> 49999	<i>Category:</i> Water	<i>Start Date:</i> 2015
<i>Hosting Fund:</i> Water Fund - CIP Projects-4180	<i>Type Class:</i> Water	<i>End Date:</i> 2020
<i>Element Listing:</i> Comm Svcs & Fac	<i>Area:</i> Within City	<i>Status:</i> Active
<i>Classification:</i> Replacement	<i>Manager:</i> Davalos, Robert	<i>Const. Code:</i> Construction Completed

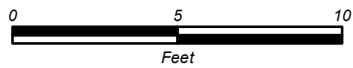

*Proj Desc:* Existing waterlines in the La Loma area are approximately 60-year old steel mains that are small in diameter and need to be replaced in accordance with industry standard practice. This project is to provide funding to install new 8" and 12" waterlines with individual residential services and additional fire hydrants. The project will replace water mains in the area generally bounded by Encina on the north, Yosemite Blvd on the south, San Juan Dr on the west, and El Vista Ave on the east.

Project area is the first of four phases (2A, 2B, 2C & 2D). Phase 2A, 2C & 2D will be designed & constructed as a part of a separate CIP.

*Proj Stat:* Design completed in FY 17/18. Construction of phase 2B was completed in FY 18/19 & project was accepted by Council in FY19/20. Project to be closed in FY 20/21.

Expenditures	Budget	Actual+Commit	Available	Prop. Inc./Dec. for 21-22	Budget+Prop. Inc./Dec.	Avail.+Prop. Inc./Dec.	22-23	23-24	24-25	25-26	Total Budgeted up to 2026
CA Construction Admin	302,821	156,747	146,074	0	302,821	146,074	0	0	0	0	302,821
CCF City Construct Force	102,190	3,977	98,213	0	102,190	98,213	0	0	0	0	102,190
CON Construction	3,749,000	3,744,390	4,610	0	3,749,000	4,610	0	0	0	0	3,749,000
CTGY-CIP Contingency - CIP	299,920	255,453	44,467	0	299,920	44,467	0	0	0	0	299,920
EDA Eng/Design/Admin	412,929	317,709	95,220	0	412,929	95,220	0	0	0	0	412,929
<b>Expenditure Totals:</b>	<b>4,866,860</b>	<b>4,478,276</b>	<b>388,584</b>	<b>0</b>	<b>4,866,860</b>	<b>388,584</b>	<b>0</b>	<b>0</b>	<b>0</b>	<b>0</b>	<b>4,866,860</b>

Fund Balance Required	Budget+Prop. Inc./Dec.	Available+Prop. Inc./Dec.
Water Fund - CIP Projects-4180	4,866,860	388,584



**City of Modesto**

Project #: 100798

PW - Installation of Flush Lines



**City of Modesto: 2022-26 Capital Improvement Program**

**UTL - Installation of Flush Lines 16, 40, 41 & 265**

**100798**

**Capital Un-sponsored**

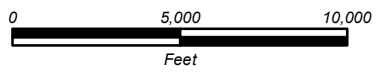
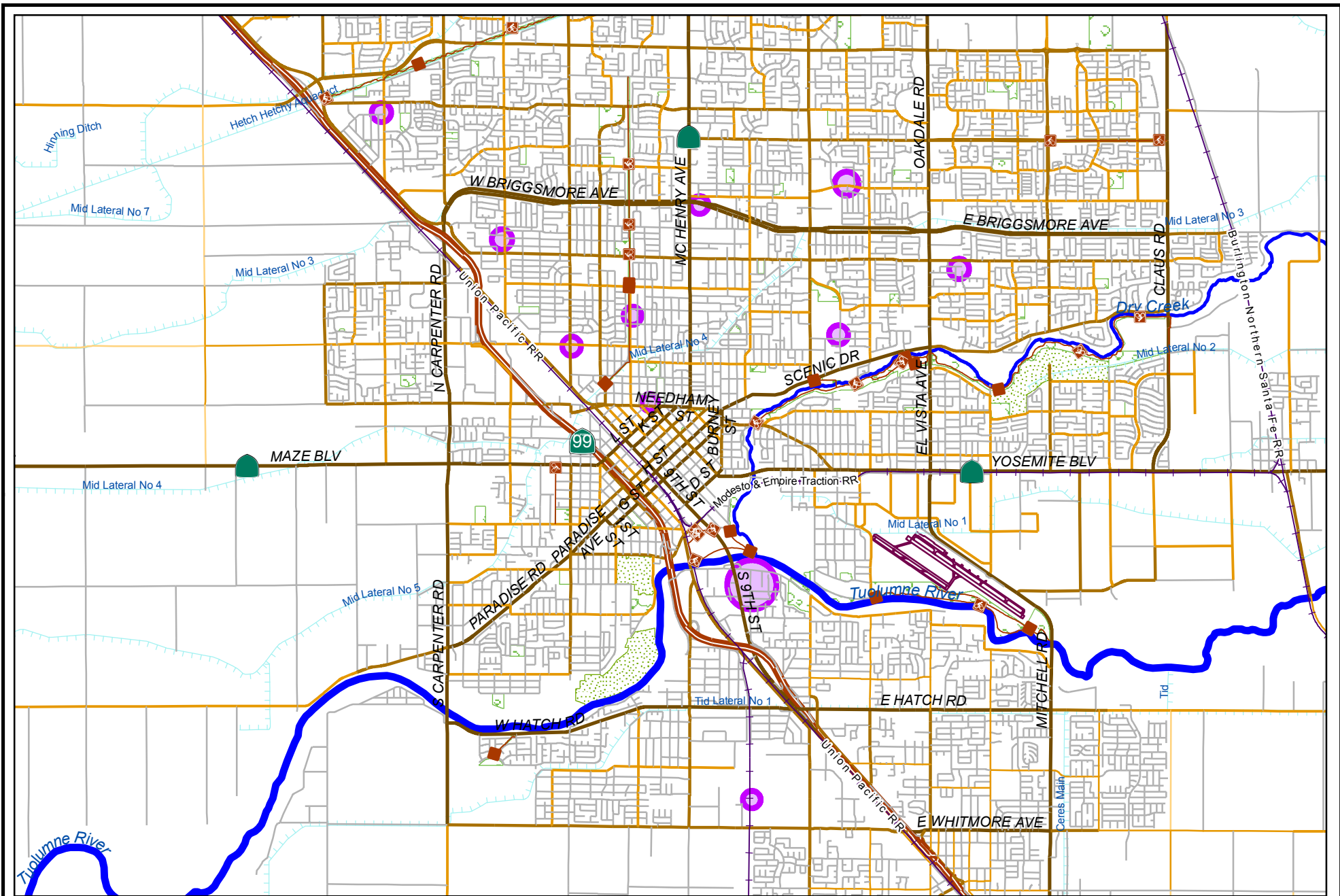
<i>Cost Center:</i> 59999	<i>Category:</i> Water	<i>Start Date:</i> 2014
<i>Hosting Fund:</i> Water Fund - CIP Projects-4180	<i>Type Class:</i> Water	<i>End Date:</i> 2021
<i>Element Listing:</i> Comm Svcs & Fac	<i>Area:</i> Within City	<i>Status:</i> New
<i>Classification:</i> Replacement	<i>Manager:</i> Bryant, Tamorah	<i>Const. Code:</i> New or Future

*Proj Desc:* This project will install flush lines at well sites 16, 40, 41 & 265. Installing flush lines will facilitate the flushing and sampling process prior to bringing wells back online when there has been contamination.

*Proj Stat:* Project is currently at 95% design. It is anticipated that construction will begin in FY 19/20.

Expenditures	Budget	Actual+Commit	Available	Prop. Inc./Dec. for 21-22	Budget+Prop. Inc./Dec.	Avail.+Prop. Inc./Dec.	22-23	23-24	24-25	25-26	Total Budgeted up to 2026
CA Construction Admin	99,000	501	98,499	61,000	160,000	159,499	0	0	0	0	160,000
CCF City Construct Force	104,000	79,955	24,045	0	104,000	24,045		0	0	0	104,000
CON Construction	888,000	0	888,000	800,000	1,688,000	1,688,000	0	0	0	0	1,688,000
CTGY-CIP Contingency - CIP	99,000	0	99,000	61,000	160,000	160,000	0	0	0	0	160,000
EDA Eng/Design/Admin	312,000	137,845	174,155	0	312,000	174,155	0	0	0	0	312,000
<b>Expenditure Totals:</b>	<b>1,502,000</b>	<b>218,302</b>	<b>1,283,699</b>	<b>922,000</b>	<b>2,424,000</b>	<b>2,205,699</b>	<b>0</b>	<b>0</b>	<b>0</b>	<b>0</b>	<b>2,424,000</b>

<b>Fund Balance Required</b>	Budget+Prop. Inc./Dec.	Available+Prop. Inc./Dec.
Water Fund - CIP Projects-4180	2,424,000	2,205,699



# City of Modesto

Project #: 100800

PW - Well Rehabilitation



**City of Modesto: 2022-26 Capital Improvement Program**

**UTL - Well & Tank Rehabilitation**

**100800**

**Capital Un-sponsored**

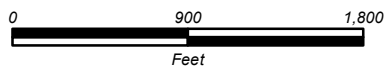
<i>Cost Center:</i> 59999	<i>Category:</i> Water	<i>Start Date:</i> 2010
<i>Hosting Fund:</i> Water Fund - CIP Projects-4180	<i>Type Class:</i> Water	<i>End Date:</i> Ongoing
<i>Element Listing:</i> Comm Svcs & Fac	<i>Area:</i> Within City	<i>Status:</i> Active
<i>Classification:</i> Replacement	<i>Manager:</i> Daniels, Jeff	<i>Const. Code:</i> New or Future

*Proj Desc:* This project is for rehabilitation of water wells and tanks throughout the City's water system. This includes: wellhead treatment, videoing the wells to determine condition, replacement of well casings, shafts, pumps, motors and electrical equipment.

*Proj Stat:* Wells are videoed and the results determine the priority of wells in need of rehabilitation. Crews work with contractors to repair and rehabilitate wells and infrastructure.

Expenditures	Budget	Actual+Commit	Available	Prop. Inc./Dec. for 21-22	Budget+Prop. Inc./Dec.	Avail.+Prop. Inc./Dec.	22-23	23-24	24-25	25-26	Total Budgeted up to 2026
CCF City Construct Force	4,150,000	2,836,899	1,313,101	86,899	4,236,899	1,400,000	1,200,000	1,200,000	1,200,000	1,200,000	9,036,899
EDA Eng/Design/Admin	100,000	23,848	76,152	50,000	150,000	126,152	50,000	50,000	50,000	50,000	350,000
<b>Expenditure Totals:</b>	4,250,000	2,860,747	1,389,253	136,899	4,386,899	1,526,152	1,250,000	1,250,000	1,250,000	1,250,000	9,386,899

<b>Fund Balance Required</b>	Budget+Prop. Inc./Dec.	Available+Prop Inc./Dec.
Water Fund - CIP Projects-4180	4,386,899	1,526,152



**City of Modesto**

Project #: 100804

UPP - Paradise Strengthen & Replace Water Mains - Phase 1



**City of Modesto: 2022-26 Capital Improvement Program**

**UTL - Paradise Strengthen & Replace Water Mains Phase 1**

**100804**

**Capital Un-sponsored**

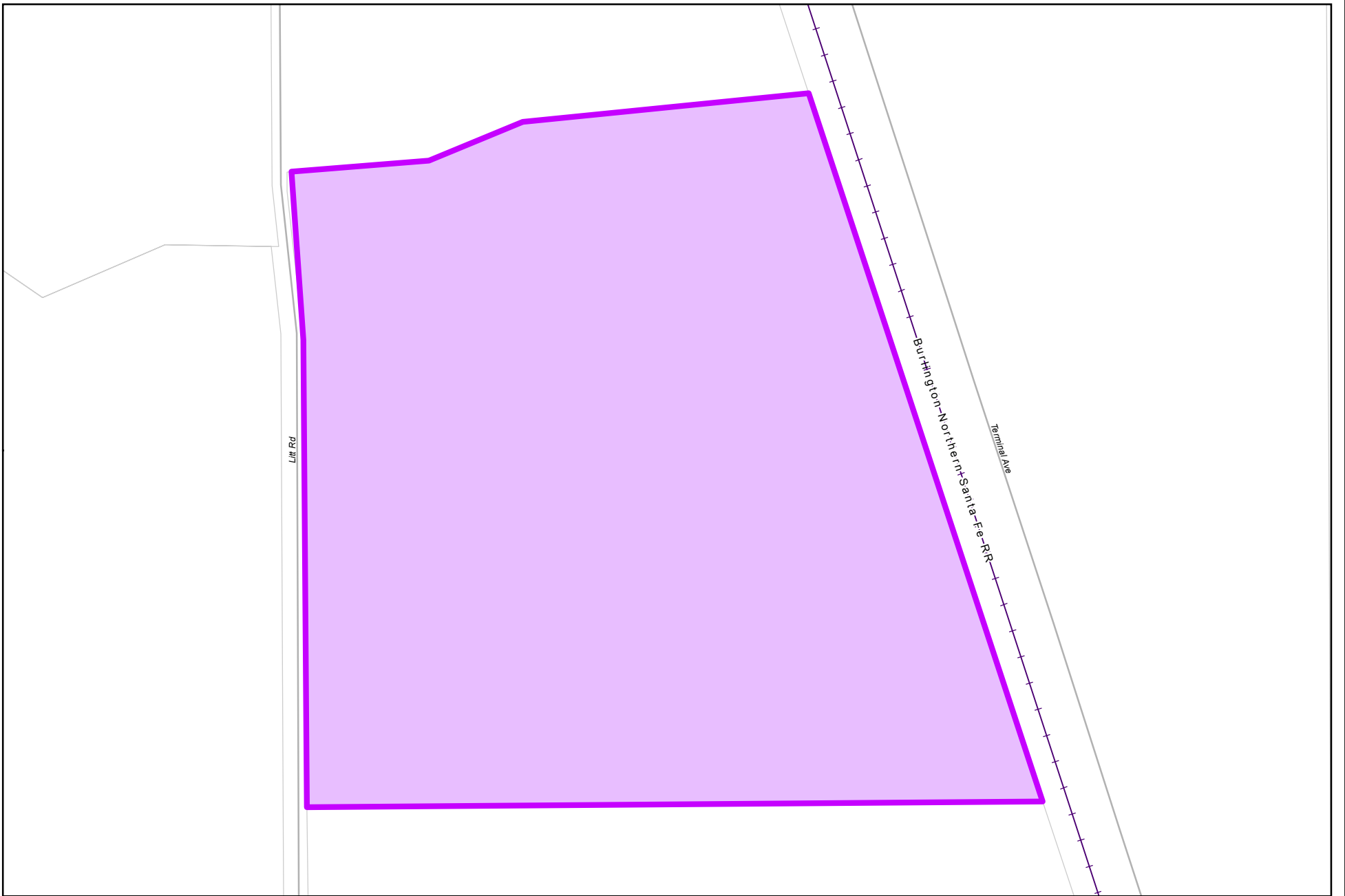
<i>Cost Center:</i> 59999	<i>Category:</i> Water	<i>Start Date:</i> 2014
<i>Hosting Fund:</i> Water Fund - CIP Projects-4180	<i>Type Class:</i> Water	<i>End Date:</i> 2023
<i>Element Listing:</i> Comm Svcs & Fac	<i>Area:</i> Within City	<i>Status:</i> Active
<i>Classification:</i> Replacement	<i>Manager:</i> Davalos, Robert	<i>Const. Code:</i> New or Future

*Proj Desc:* Existing water lines in the Paradise / Ohio/Grimes are approximately 60 year old steel mains that are small in diameter and need to be replaced in accordance with industry standard practice. This project is the second phase which will provide funding to install new 8" and 12" water lines with individual residential services and additional fire hydrants. Improvements to Grimes Avenue north of Paradise, Ohio Ave, north of Paradise to MID canal, Michael Ave., Mosher Ave. and Paradise (Pauline to Ohio)

*Proj Stat:* Due to size and complexity, the project has been split into two phases. Design of the first phase is expected to be completed in FY 19/20 and construction in FY 20/21. Design and construction of the second phase will be located in CIP 101082.

Expenditures	Budget	Actual+Commit	Available	Prop. Inc./Dec. for 21-22	Budget+Prop. Inc./Dec.	Avail.+Prop. Inc./Dec.	22-23	23-24	24-25	25-26	Total Budgeted up to 2026
CA Construction Admin	169,000	6	168,994	0	169,000	168,994	0	0	0	0	169,000
CCF City Construct Force	32,614	0	32,614	0	32,614	32,614	0	0	0	0	32,614
CON Construction	2,100,000	0	2,100,000	0	2,100,000	2,100,000	0	0	0	0	2,100,000
CTGY-CIP Contingency - CIP	210,000	0	210,000	0	210,000	210,000	0	0	0	0	210,000
EDA Eng/Design/Admin	211,000	155,615	55,385	0	211,000	55,385	0	0	0	0	211,000
LA Land Acquisition	15,000	4,000	11,000	0	15,000	11,000	0	0	0	0	15,000
<b>Expenditure Totals:</b>	<b>2,737,614</b>	<b>159,622</b>	<b>2,577,992</b>	<b>0</b>	<b>2,737,614</b>	<b>2,577,992</b>	<b>0</b>	<b>0</b>	<b>0</b>	<b>0</b>	<b>2,737,614</b>

<b>Fund Balance Required</b>	Budget+Prop. Inc./Dec.	Available+Prop. Inc./Dec.
Water Fund - CIP Projects-4180	2,737,614	2,577,992



**City of Modesto**

Project #: 100812

UPP - Water Corp Yard



**City of Modesto: 2022-26 Capital Improvement Program**

**UTL - Water Corp Yard**

**100812**  
**Capital Un-sponsored**

<i>Cost Center:</i> 59999	<i>Category:</i> Water	<i>Start Date:</i> 2014
<i>Hosting Fund:</i> Water Fund - CIP Projects-4180	<i>Type Class:</i> Water	<i>End Date:</i> 2022
<i>Element Listing:</i> Comm Svcs & Fac	<i>Area:</i> Within City	<i>Status:</i> Active
<i>Classification:</i> Improvements	<i>Manager:</i> Davalos, Robert	<i>Const. Code:</i> Construction Completed

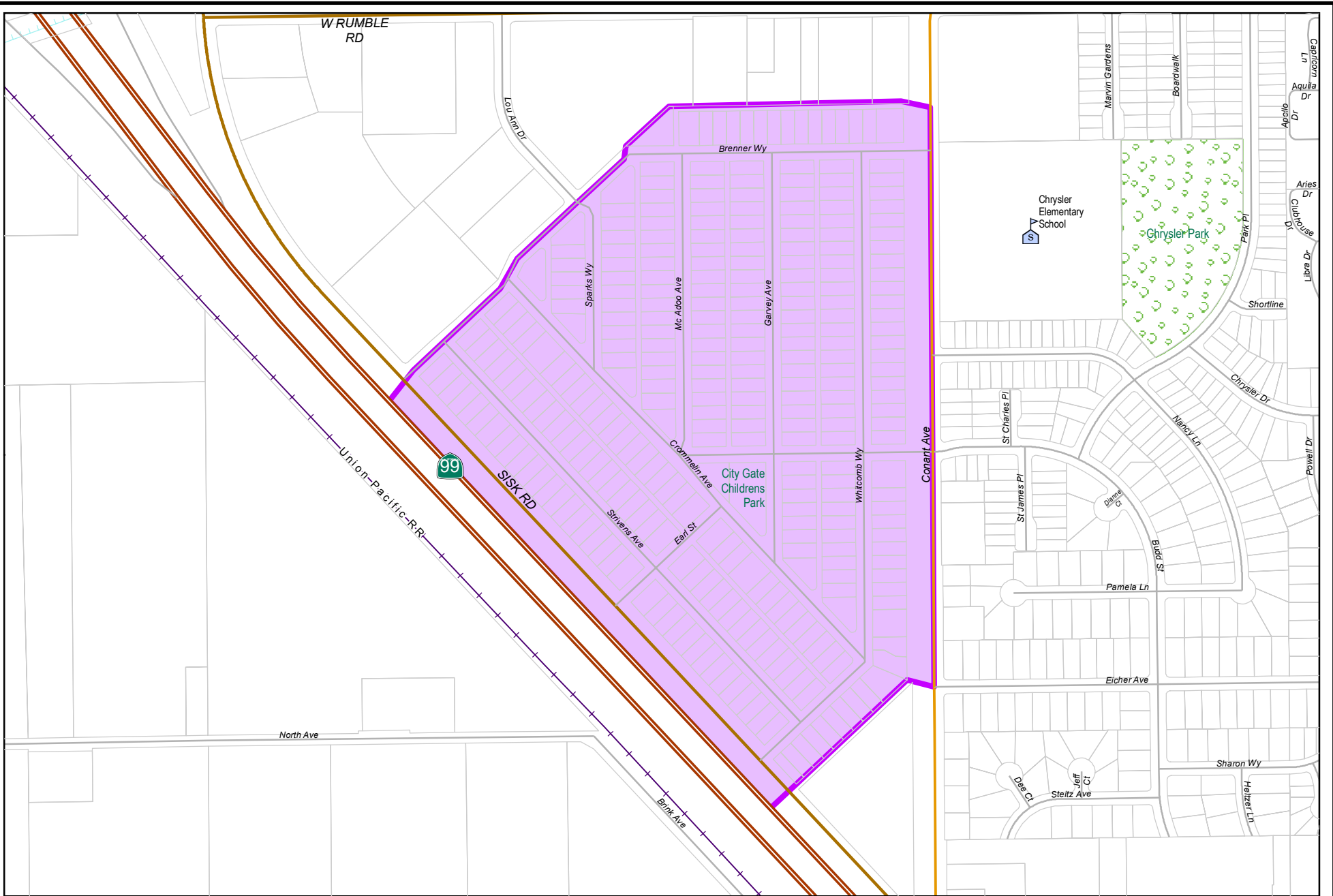
*Proj Desc:* This project will develop and construct a new Water Corporation Yard for the Water Services Division utilizing the Design-Build (DB) procurement method. The initial phase of the project involved the purchase of land for the Corporation Yard. The next phase will require the services of a DB owner-advisor who will prepare scoping documents and preliminary site layouts, navigating the design-build process by preparing requests for qualifications, requests for proposals and assisting with the selection of the DB team. The DB team will ultimately design and construct the new Water Corporation Yard.

*Proj Stat:* Land acquired in FY 16; Scoping, site planning and preliminary design to be complete by May of 2017, with final design to be complete and construction to began in FY 19. Construction completed in FY 20 with project to be closed out in FY 22.

Revenues	Budget	Actuals+Commit	Available	Prop. Inc./Dec. for 21-22	Bud + Prop. Incr/Decr	Avail.+ Prop. Incr/Decr	22-23	23-24	24-25	25-26	Total Budgeted up to 2026
47020 Refunds, Damages, and Cost Recovery	0	5,081	-5,081	0	0	-5,081	0	0	0	0	0
Revenue Totals:	0	5,081	-5,081	0	0	-5,081	0	0	0	0	0

Expenditures	Budget	Actual+Commit	Available	Prop. Inc./Dec. for 21-22	Budget+Prop. Inc./Dec.	Avail.+Prop. Inc./Dec.	22-23	23-24	24-25	25-26	Total Budgeted up to 2026
CA Construction Admin	187,504	78,087	109,417	0	187,504	109,417	0	0	0	0	187,504
CCF City Constr Forces	91,096	76,533	14,563	0	91,096	14,563	0	0	0	0	91,096
CON Construction	13,650,000	13,650,000	0	0	13,650,000	0	0	0	0	0	13,650,000
CTGY-CIP Contingency - CIP	1,092,000	1,083,251	8,749	0	1,092,000	8,749	0	0	0	0	1,092,000
EDA Eng/Design/Admin	2,373,942	2,307,956	65,986	0	2,373,942	65,986	0	0	0	0	2,373,942
ENV CIP - Environmental	301,100	131,100	170,000	0	301,100	170,000	0	0	0	0	301,100
LA Land Acquisition	2,185,858	2,186,958	-1,100	0	2,185,858	-1,100	0	0	0	0	2,185,858
Expenditure Totals:	19,881,500	19,513,884	367,616	0	19,881,500	367,616	0	0	0	0	19,881,500

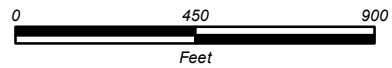
Fund Balance Required	Budget+Prop. Inc./Dec.	Available+Prop. Inc./Dec.
Water Fund - CIP Projects-4180	19,881,500	372,697



# City of Modesto

Project #: 100846

UTI - Highway Village Strengthen & Replace Water Mains



**City of Modesto: 2022-26 Capital Improvement Program**

**UTL - Highway Village Strengthen & Replace Water Mains**

**100846**

**Capital Un-sponsored**

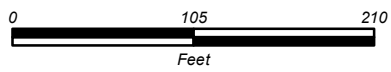
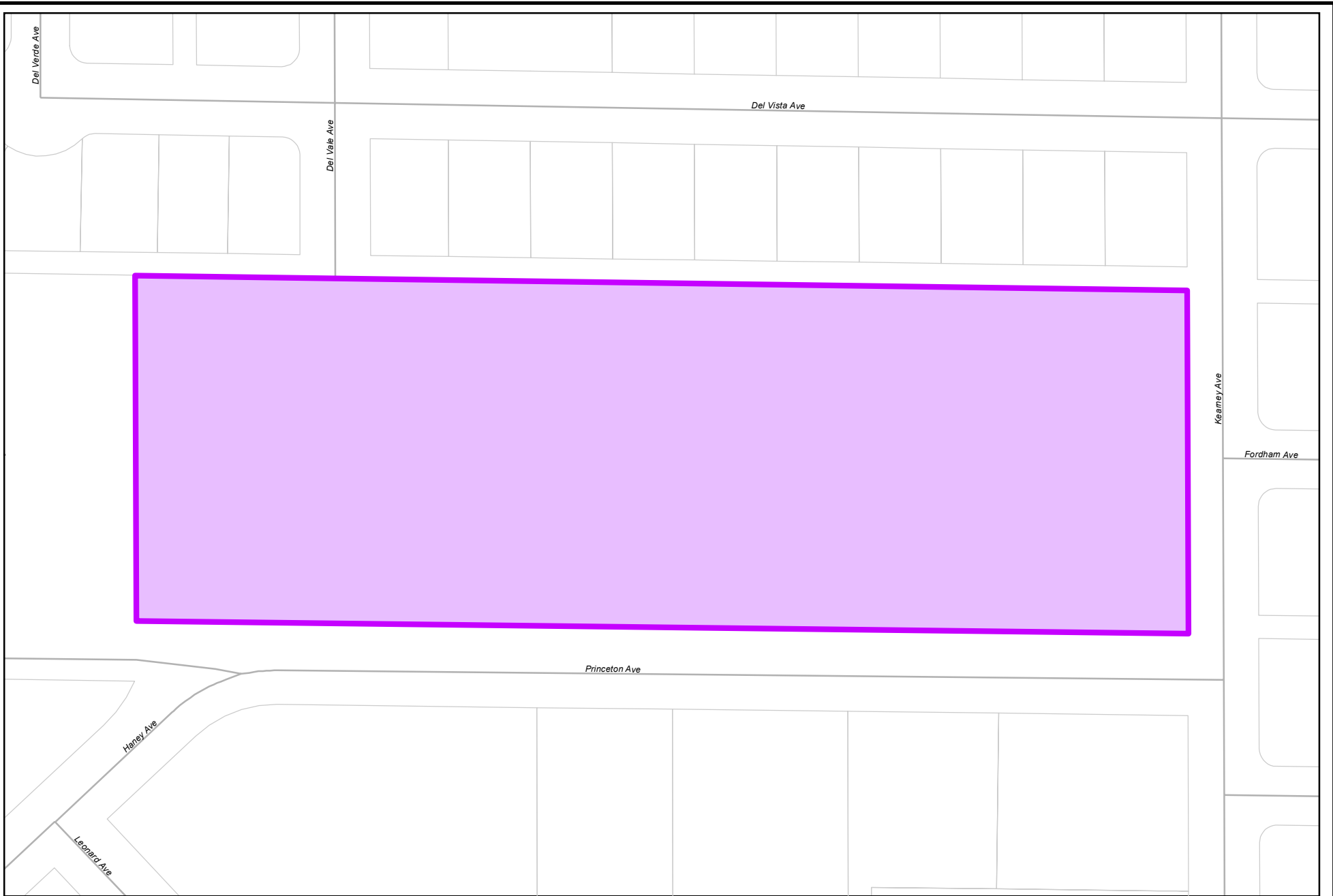
<i>Cost Center:</i> 49999	<i>Category:</i> Water	<i>Start Date:</i> 2016
<i>Hosting Fund:</i> Water Fund - CIP Projects-4180	<i>Type Class:</i> Water	<i>End Date:</i> 2024
<i>Element Listing:</i> Comm Svcs & Fac	<i>Area:</i> System Wide	<i>Status:</i> Active
<i>Classification:</i> Replacement	<i>Manager:</i> Davalos, Robert	<i>Const. Code:</i> Not Awarded

*Proj Desc:* This project will provide funding to replace existing water mains within the Highway Village triangular area generally bounded by Conant on the East , Rumble on the North, and Sisk Road to the Southwest. Existing water mains in this area are old, undersized steel mains which are prone to leaking and low pressures. This project will replace the existing system with City standard water mains, valves and hydrants to improve system reliability, flows and pressures.

*Proj Stat:* Design to begin in FY 16/17. Construction to begin in FY 21-22.

Expenditures	Budget	Actual+Commit	Available	Prop. Inc./Dec. for 21-22	Budget+Prop. Inc./Dec.	Avail.+Prop. Inc./Dec.	22-23	23-24	24-25	25-26	Total Budgeted up to 2026
CA Construction Admin	300,000	938	299,062	0	300,000	299,062	0	0	0	0	300,000
CCF City Construct Force	45,000	0	45,000	0	45,000	45,000	0	0	0	0	45,000
CON Construction	3,020,000	0	3,020,000	0	3,020,000	3,020,000	0	0	0	0	3,020,000
CTGY-CIP Contingency - CIP	300,000	0	300,000	0	300,000	300,000	0	0	0	0	300,000
EDA Eng/Design/Admin	300,000	197,585	102,415	0	300,000	102,415	0	0	0	0	300,000
<b>Expenditure Totals:</b>	<b>3,965,000</b>	<b>198,523</b>	<b>3,766,477</b>	<b>0</b>	<b>3,965,000</b>	<b>3,766,477</b>	<b>0</b>	<b>0</b>	<b>0</b>	<b>0</b>	<b>3,965,000</b>

<b>Fund Balance Required</b>	Budget+Prop. Inc./Dec.	Available+Prop. Inc./Dec.
Water Fund - CIP Projects-4180	3,965,000	3,766,477



# City of Modesto

Project #: 100851



UTL - Pike Park Neighborhood Strengthen & Replace Water Mains



**City of Modesto: 2022-26 Capital Improvement Program**

**UTL - Pike Park Neighborhood Strengthen & Replace Water Mains (Suspended)**

**100851**

**Capital Un-sponsored**

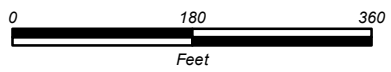
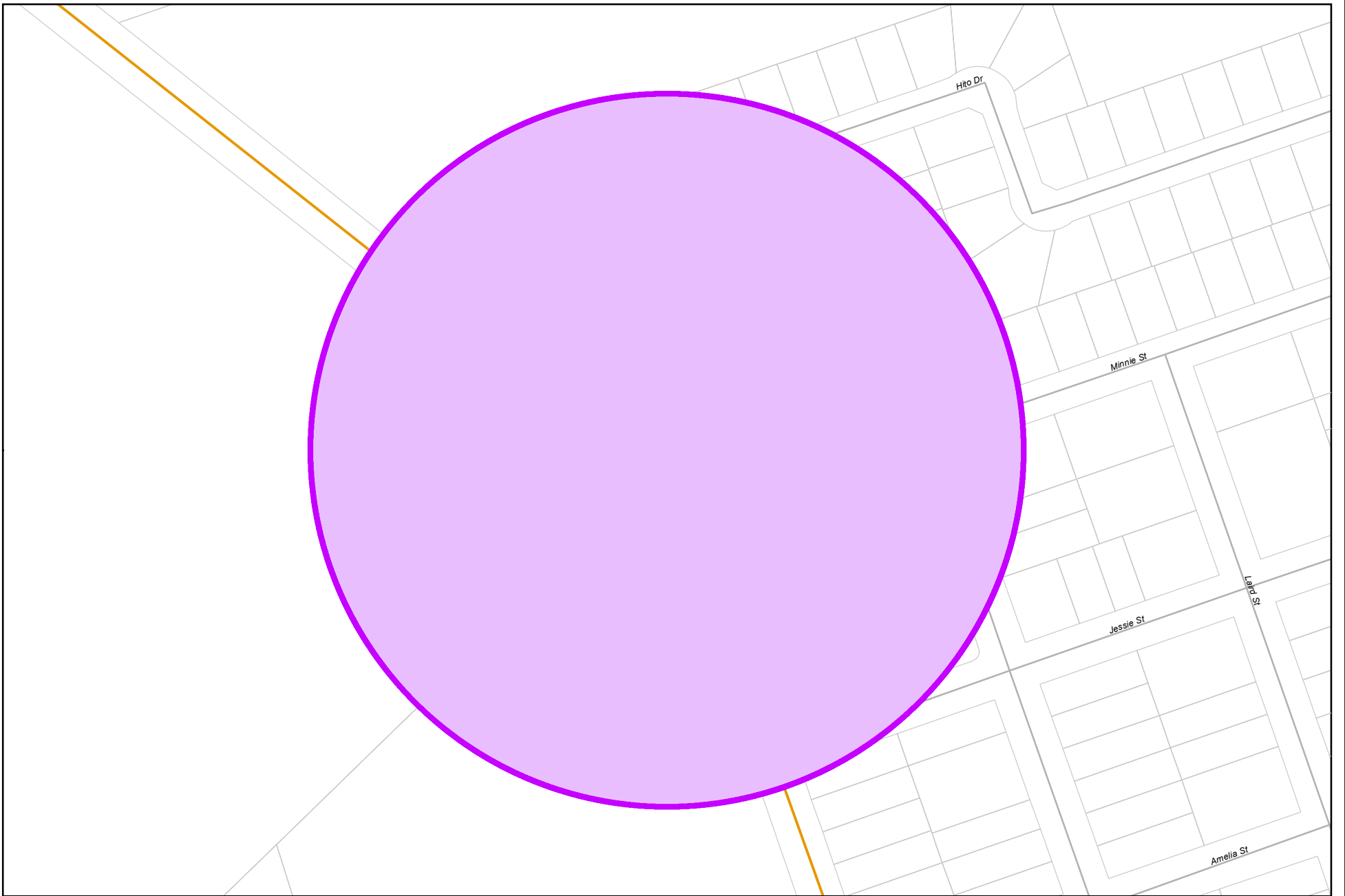
<i>Cost Center:</i> 49999	<i>Category:</i> Water	<i>Start Date:</i> 2016
<i>Hosting Fund:</i> Water Fund - CIP Projects-4180	<i>Type Class:</i> Water	<i>End Date:</i> 2024
<i>Element Listing:</i> Comm Svcs & Fac	<i>Area:</i> System Wide	<i>Status:</i> Active
<i>Classification:</i> Replacement	<i>Manager:</i> Davalos, Robert	<i>Const. Code:</i> Not Awarded

*Proj Desc:* This project will provide funding to replace existing water mains within the Pike Park Neighborhood area generally bounded by Tully on the East , Roseburg on the North, Carver on the West, and Coldwell on the South. Existing water mains in this area are old, undersized steel mains which are prone to leaking and low pressures. This project will replace the existing system with City standard water mains, valves and hydrants to improve system reliability, flows and pressures.

*Proj Stat:* Project deferred due to recent meter replacement. Design in FY 21/22; construction to begin FY 22/23.

Expenditures	Budget	Actual+Commit	Available	Prop. Inc./Dec. for 21-22	Budget+Prop. Inc./Dec.	Avail.+Prop. Inc./Dec.	22-23	23-24	24-25	25-26	Total Budgeted up to 2026
CCF City Construct Force	25,000	0	25,000	0	25,000	25,000	0	0	0	0	25,000
EDA Eng/Design/Admin	215,000	10,741	204,259	0	215,000	204,259	0	0	0	0	215,000
<b>Expenditure Totals:</b>	<b>240,000</b>	<b>10,741</b>	<b>229,259</b>	<b>0</b>	<b>240,000</b>	<b>229,259</b>	<b>0</b>	<b>0</b>	<b>0</b>	<b>0</b>	<b>240,000</b>

<b>Fund Balance Required</b>	Budget+Prop. Inc./Dec.	Available+Prop. Inc./Dec.
Water Fund - CIP Projects-4180	240,000	229,259



**City of Modesto**

Project #: 100852

UTL - Interior Recoat - Tank 9



**City of Modesto: 2022-26 Capital Improvement Program**

**UTL - Interior Recoat - Tank 9 (Suspended)**

**100852**  
**Capital Un-sponsored**

<i>Cost Center:</i> 49999	<i>Category:</i> Water	<i>Start Date:</i> 2016
<i>Hosting Fund:</i> Water Fund - CIP Projects-4180	<i>Type Class:</i> Water	<i>End Date:</i> 2022
<i>Element Listing:</i> Comm Svcs & Fac	<i>Area:</i> System Wide	<i>Status:</i> Active
<i>Classification:</i> Maintenance	<i>Manager:</i> Davalos, Robert	<i>Const. Code:</i> Not Awarded

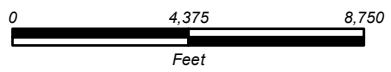
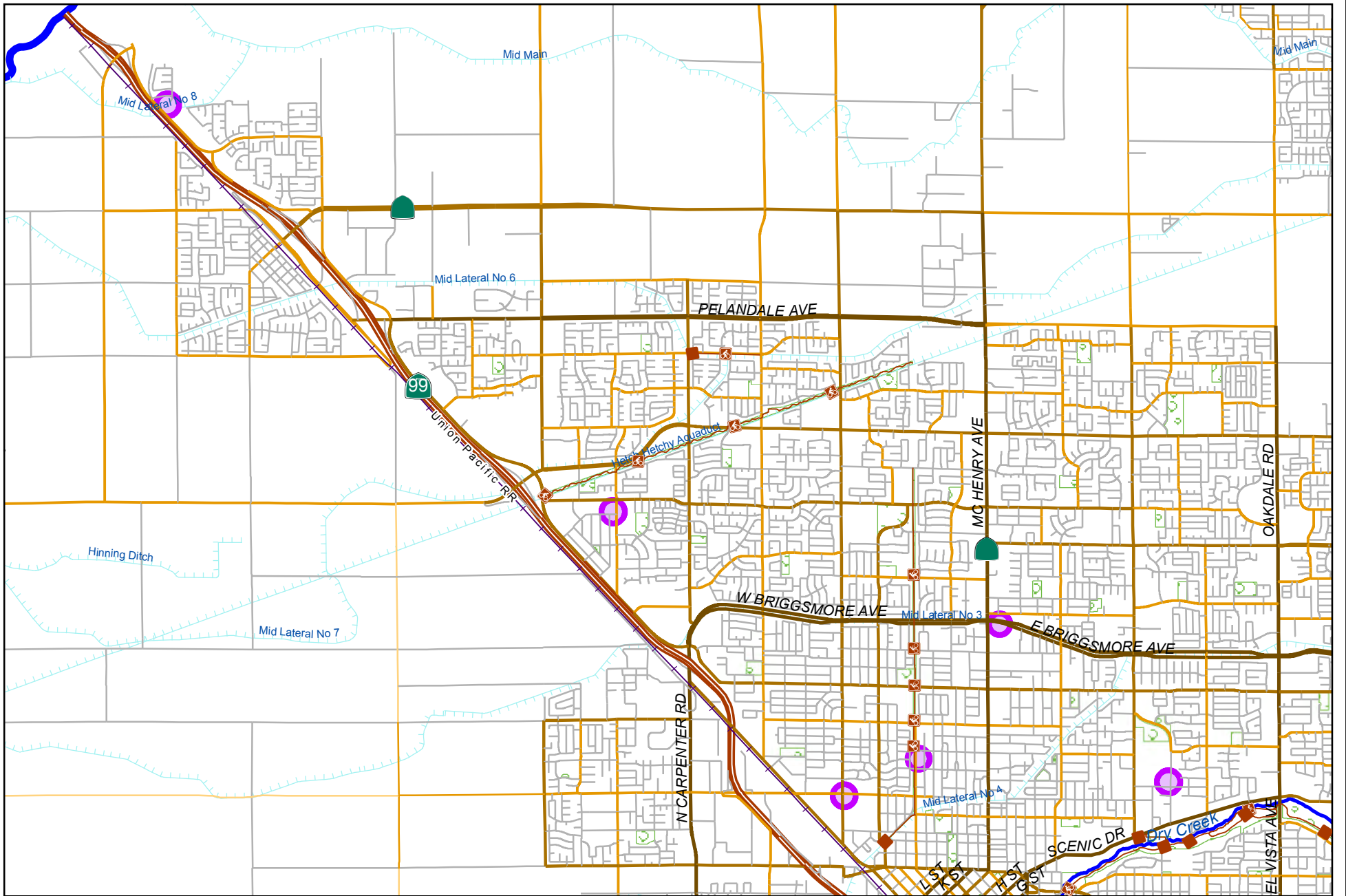
*Proj Desc:* This project will provide funding for removal and replacement of the existing interior coating (epoxy liner) of Tank 9 in order to prevent corrosion of the steel water tank walls. Should there be items that have been damaged due to corrosion, cathodic protection system replacement and other minor repairs may also be replaced.

Project Status Continued: New tank project in Grayson may eliminate project.

*Proj Stat:* Grayson tank recoat was scheduled for design and construction FY 18/19. Project was delayed due to Grayson Well's output and the ability to meet pressure demands with pump station being out of service.

Expenditures	Budget	Actual+Commit	Available	Prop. Inc./Dec. for 21-22	Budget+Prop. Inc./Dec.	Avail.+Prop. Inc./Dec.	22-23	23-24	24-25	25-26	Total Budgeted up to 2026
CA Construction Admin	46,000	0	46,000	0	46,000	46,000	0	0	0	0	46,000
CCF City Construct Force	10,000	0	10,000	0	10,000	10,000	0	0	0	0	10,000
CON Construction	500,000	0	500,000	0	500,000	500,000	0	0	0	0	500,000
CTGY-CIP Contingency - CIP	50,000	0	50,000	0	50,000	50,000	0	0	0	0	50,000
EDA Eng/Design/Admin	77,000	4,210	72,790	0	77,000	72,790	0	0	0	0	77,000
<b>Expenditure Totals:</b>	<b>683,000</b>	<b>4,210</b>	<b>678,790</b>	<b>0</b>	<b>683,000</b>	<b>678,790</b>	<b>0</b>	<b>0</b>	<b>0</b>	<b>0</b>	<b>683,000</b>

<b>Fund Balance Required</b>	Budget+Prop. Inc./Dec.	Available+Prop. Inc./Dec.
Water Fund - CIP Projects-4180	683,000	678,790



# City of Modesto

Project #: 100853

UTL - Well 72 (Replacing 229) Subsurface



**City of Modesto: 2022-26 Capital Improvement Program**

**UTL – Well 72 (Replace Well 229) Subsurface**

**100853**

**Capital Un-sponsored**

<i>Cost Center:</i> 49999	<i>Category:</i> Water	<i>Start Date:</i> 2016
<i>Hosting Fund:</i> Water Fund - CIP Projects-4180	<i>Type Class:</i> Water	<i>End Date:</i> 2021
<i>Element Listing:</i> Comm Svcs & Fac	<i>Area:</i> System Wide	<i>Status:</i> Active
<i>Classification:</i> Maintenance	<i>Manager:</i> Davalos, Robert	<i>Const. Code:</i> Construction Completed

*Proj Desc:* This project will provide funding for engineering design, subsurface investigation, and consultant hydro-geologist work where required, to drill a new well at existing well site 229. This project is intended to limit the amount of treatment and restore the well to its optimum capacity. This project will design and construct the below ground replacement only. Above ground pumps, piping, and electrical work are to be funded by another CIP. As a requirement from the State Department of Water Resources, any new well drilled is required to have a new identifier. The city assigned the new well #72.

*Proj Stat:* Drought/Non-potable use potential of wells has delayed destruction and replacement of various wells. Design began in Spring 2017 and construction was completed in Fall 2019. Project is anticipated to be closed in FY 20/21.

Expenditures	Budget	Actual+Commit	Available	Prop. Inc./Dec. for 21-22	Budget+Prop. Inc./Dec.	Avail.+Prop. Inc./Dec.	22-23	23-24	24-25	25-26	Total Budgeted up to 2026
CA Construction Admin	60,034	39,582	20,452	0	60,034	20,452	0	0	0	0	60,034
CC Consultant Charges	0	0	0	0	0	0	0	0	0	0	0
CCF City Construct Force	17,000	0	17,000	0	17,000	17,000	0	0	0	0	17,000
CON Construction	556,906	556,906	0	0	556,906	0	0	0	0	0	556,906
CTGY-CIP Contingency - CIP	139,227	15,154	124,073	0	139,227	124,073	0	0	0	0	139,227
EDA Eng/Design/Admin	1,109,868	1,074,348	35,520	0	1,109,868	35,520	0	0	0	0	1,109,868
ENV CIP - Environmental	136	136	0	0	136	0	0	0	0	0	136
<b>Expenditure Totals:</b>	<b>1,883,171</b>	<b>1,686,126</b>	<b>197,045</b>	<b>0</b>	<b>1,883,171</b>	<b>197,045</b>	<b>0</b>	<b>0</b>	<b>0</b>	<b>0</b>	<b>1,883,171</b>

<b>Fund Balance Required</b>	Budget+Prop. Inc./Dec.	Available+Prop. Inc./Dec.
Water Fund - CIP Projects-4180	1,883,171	197,045

Mid Lateral No 3

E BRIGGSMORE AVE

Water St

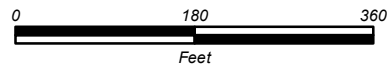
Overholzer Dr

Gary Ln

Lory Ave

Morene Wy

Paulette Ave



**City of Modesto**

Project #: 100855

UTL - Kent Way Water Main



**City of Modesto: 2022-26 Capital Improvement Program**

**UTL - Kent Way Water Main**

**100855**  
**Capital Un-sponsored**

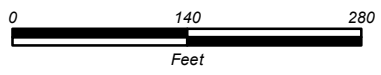
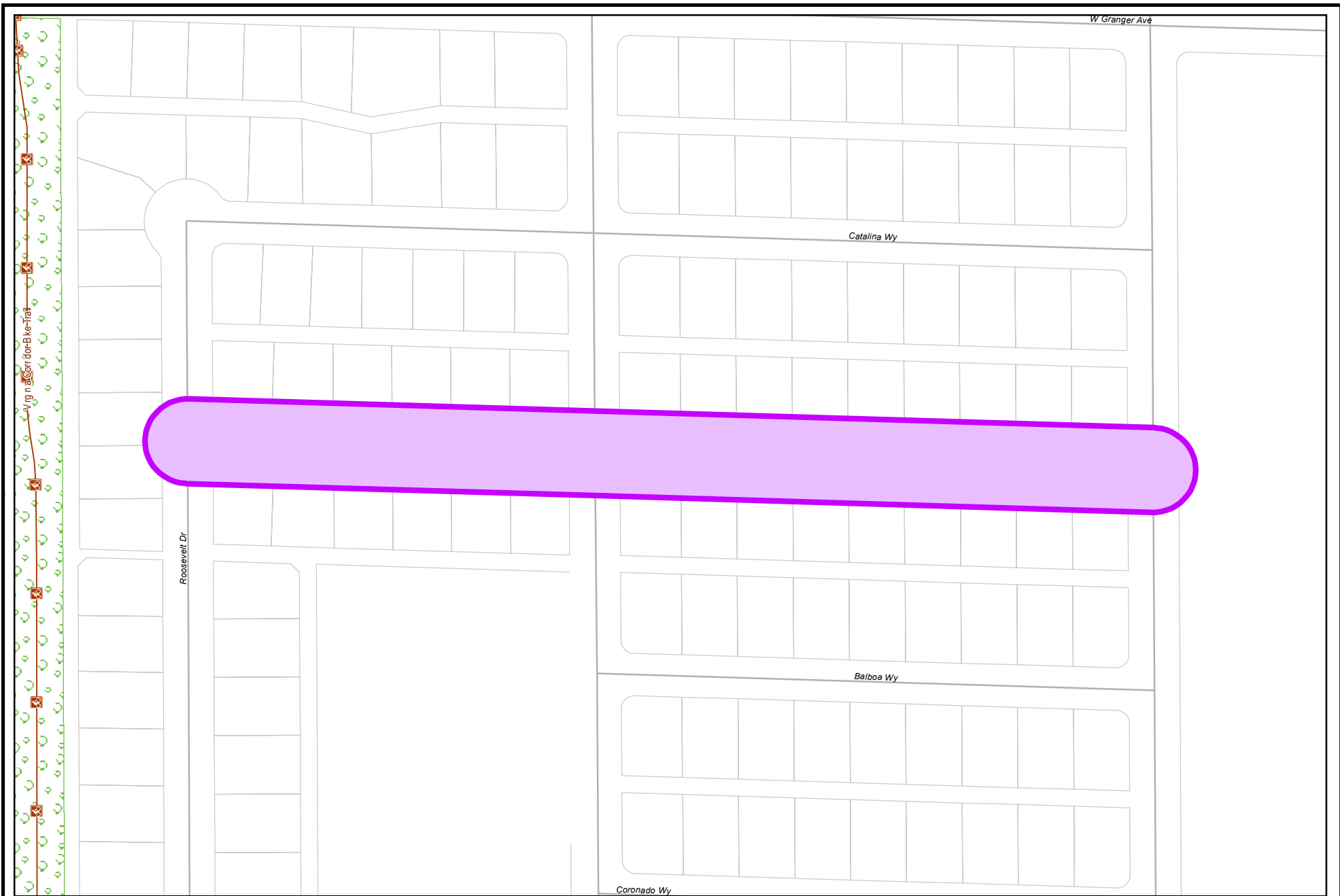
<i>Cost Center:</i> 49999	<i>Category:</i> Water	<i>Start Date:</i>
<i>Hosting Fund:</i> Water Fund - CIP Projects-4180	<i>Type Class:</i> Water	<i>End Date:</i>
<i>Element Listing:</i> Comm Svcs & Fac	<i>Area:</i> Within City	<i>Status:</i> New
<i>Classification:</i> Replacement	<i>Manager:</i> Savidge, David L	<i>Const. Code:</i> Construction Completed

*Proj Desc:* Rehabilitation of water mains in the Kent Way neighborhood – W Lorry Ave to Paulette and S Orangeburg to E Briggsmore: Replace 3,950 feet of water main, 83 services and 8 hydrants.

*Proj Stat:* This project will be completed in FY 18/19 - To be Closed.

Expenditures	Budget	Actual+Commit	Available	Prop. Inc./Dec. for 21-22	Budget+Prop. Inc./Dec.	Avail.+Prop. Inc./Dec.	22-23	23-24	24-25	25-26	Total Budgeted up to 2026
CA Construction Admin	2,000	0	2,000	0	2,000	2,000	0	0	0	0	2,000
CCF City Construct Force	362,105	298,627	63,478	0	362,105	63,478	0	0	0	0	362,105
EDA Eng/Design/Admin	2,000	0	2,000	0	2,000	2,000	0	0	0	0	2,000
<b>Expenditure Totals:</b>	<b>366,105</b>	<b>298,627</b>	<b>67,478</b>	<b>0</b>	<b>366,105</b>	<b>67,478</b>	<b>0</b>	<b>0</b>	<b>0</b>	<b>0</b>	<b>366,105</b>

<b>Fund Balance Required</b>	Budget+Prop. Inc./Dec.	Available+Prop. Inc./Dec.
Water Fund - CIP Projects-4180	366,105	67,478



# City of Modesto

Project #: 100857

UTL - Bermuda Way Strengthen & Replace Water Mains



**City of Modesto: 2022-26 Capital Improvement Program**

**UTL - Bermuda Way Strengthen & Replace Water Mains**

**100857**

**Capital Un-sponsored**

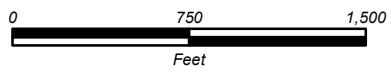
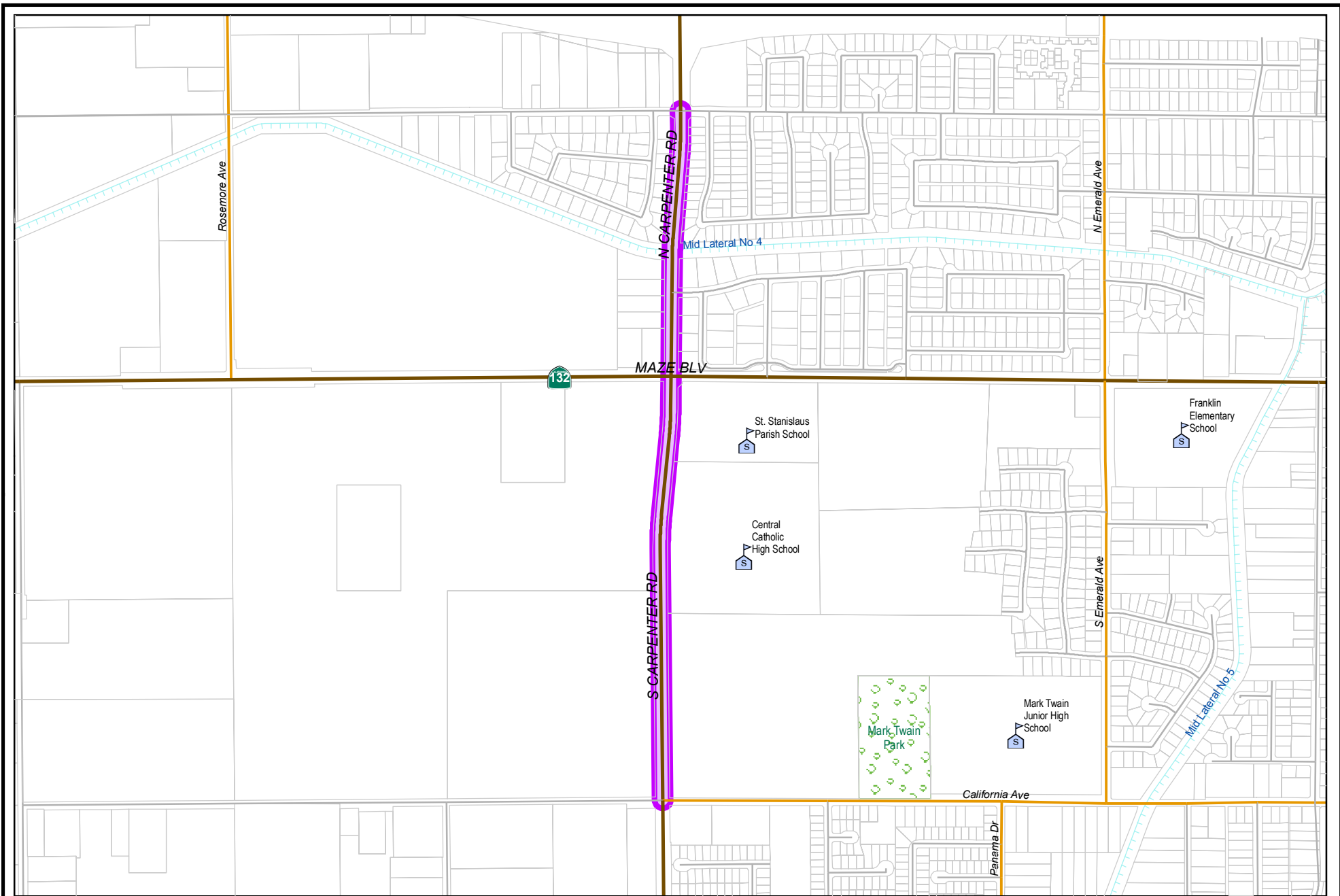
<i>Cost Center:</i> 49999	<i>Category:</i> Water	<i>Start Date:</i> 2017
<i>Hosting Fund:</i> Water Fund - CIP Projects-4180	<i>Type Class:</i> Water	<i>End Date:</i> 2021
<i>Element Listing:</i> Comm Svcs & Fac	<i>Area:</i> Within City	<i>Status:</i> Active
<i>Classification:</i> Replacement	<i>Manager:</i> Davalos, Robert	<i>Const. Code:</i> Construction Completed

*Proj Desc:* Rehabilitation of water mains in the Bermuda Way neighborhood – W Roosevelt Dr to Sherwood Dr, Grainger to Bermuda: Replace 4,840 feet of water main, 77 services and 6 hydrants.

*Proj Stat:* Design to be completed in FY 18/19 with construction anticipated for FY 19/20.  
To be closed in FY 22.

Expenditures	Budget	Actual+Commit	Available	Prop. Inc./Dec. for 21-22	Budget+Prop. Inc./Dec.	Avail.+Prop. Inc./Dec.	22-23	23-24	24-25	25-26	Total Budgeted up to 2026
CA Construction Admin	192,192	122,935	69,257	0	192,192	69,257	0	0	0	0	192,192
CCF City Construct Force	60,000	2,140	57,860	0	60,000	57,860	0	0	0	0	60,000
CON Construction	1,868,250	1,568,249	300,001	0	1,868,250	300,001	0	0	0	0	1,868,250
CTGY-CIP Contingency - cip	155,460	80,614	74,846	0	155,460	74,846	0	0	0	0	155,460
EDA Eng/Design/Admin	158,438	93,771	64,667	0	158,438	64,667	0	0	0	0	158,438
<b>Expenditure Totals:</b>	<b>2,434,340</b>	<b>1,867,710</b>	<b>566,630</b>	<b>0</b>	<b>2,434,340</b>	<b>566,630</b>	<b>0</b>	<b>0</b>	<b>0</b>	<b>0</b>	<b>2,434,340</b>

<b>Fund Balance Required</b>	Budget+Prop. Inc./Dec.	Available+Prop. Inc./Dec.
Water Fund - CIP Projects-4180	2,434,340	566,630



# City of Modesto

Project #: 100923

UTL - SR 132 Relocate Water Mains



**City of Modesto: 2022-26 Capital Improvement Program**

**UTL - SR 132 Relocation - Water Mains**

**100923**  
**Capital Un-sponsored**

<i>Cost Center:</i> 49999	<i>Category:</i> Water	<i>Start Date:</i> 2017
<i>Hosting Fund:</i> Water Fund - CIP Projects-4180	<i>Type Class:</i> Water	<i>End Date:</i> 2023
<i>Element Listing:</i> Comm Svcs & Fac	<i>Area:</i> System Wide	<i>Status:</i> Active
<i>Classification:</i> Replacement	<i>Manager:</i> Davalos, Robert	<i>Const. Code:</i> Under Construction

*Proj Desc:* This project will provide funding for Phase 1A to replace and upsize an existing water main in Carpenter Road across from the proposed new SR132.

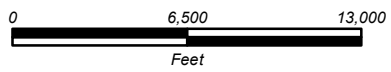
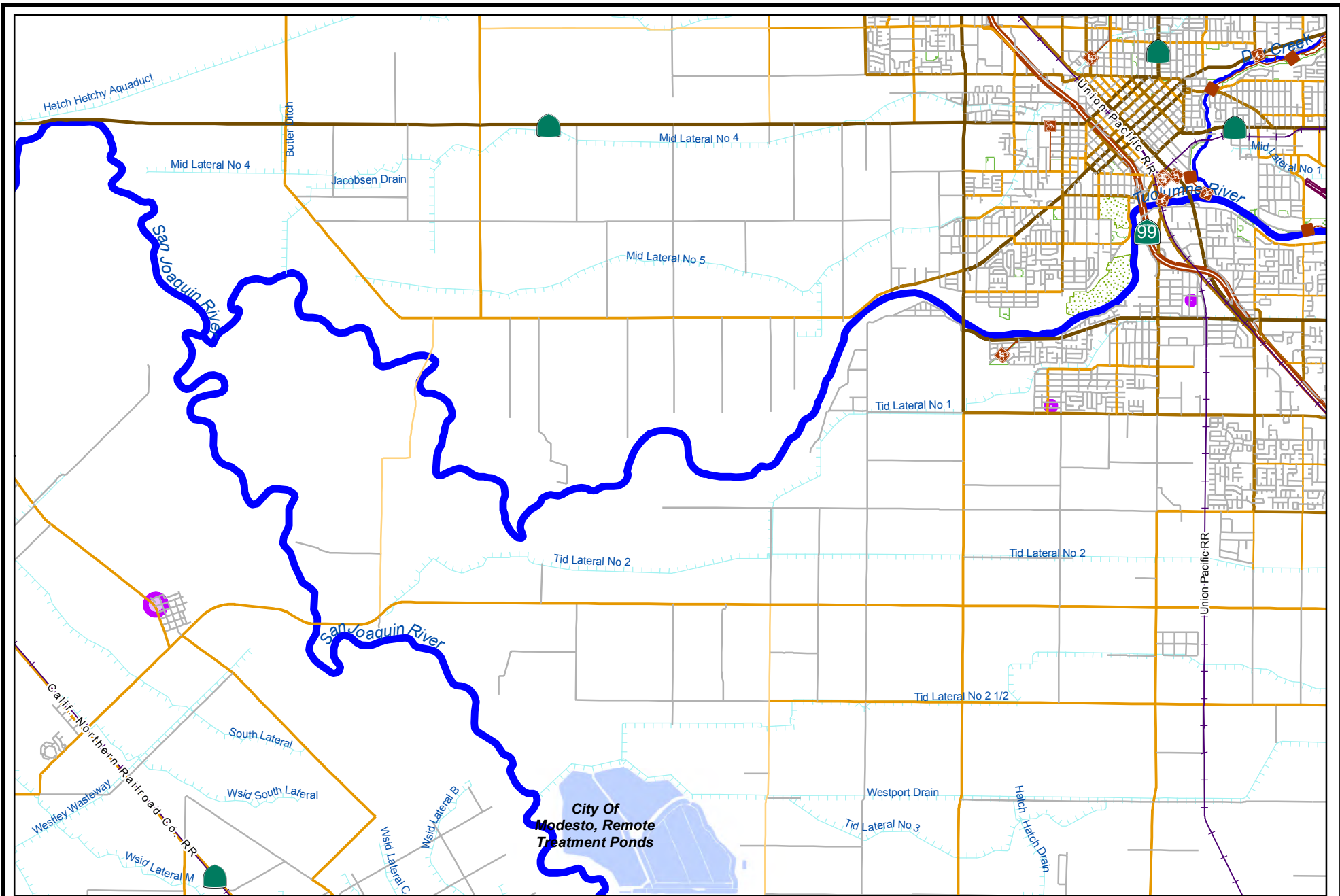
Other impacts occur at Rosemere, Emerald & Kansas where lines will be brought up to City standards or abandoned.

The design will be developed and incorporated into the Community Economic Development project SR132 construction documents.

*Proj Stat:* Project is currently under construction with completion expected in FY 20/21.

Expenditures	Budget	Actual+Commit	Available	Prop. Inc./Dec. for 21-22	Budget+Prop. Inc./Dec.	Avail.+Prop. Inc./Dec.	22-23	23-24	24-25	25-26	Total Budgeted up to 2026
CA Construction Admin	54,103	0	54,103	0	54,103	54,103	0	0	0	0	54,103
CCF City Construct Force	20,000	18,609	1,391	0	20,000	1,391	0	0	0	0	20,000
CON Construction	595,864	312,258	283,606	0	595,864	283,606	0	0	0	0	595,864
CTGY Contingency - CIP	68,169	0	68,169	0	68,169	68,169	0	0	0	0	68,169
EDA Eng/Design/Admin	54,723	9,357	45,366	0	54,723	45,366	0	0	0	0	54,723
<b>Expenditure Totals:</b>	<b>792,859</b>	<b>340,224</b>	<b>452,635</b>	<b>0</b>	<b>792,859</b>	<b>452,635</b>	<b>0</b>	<b>0</b>	<b>0</b>	<b>0</b>	<b>792,859</b>

<b>Fund Balance Required</b>	Budget+Prop. Inc./Dec.	Available+Prop. Inc./Dec.
Water Fund - CIP Projects-4180	792,859	452,635



# City of Modesto

Project #: 100924

UTL - Steel Water Storage Tanks Structural Repairs



**City of Modesto: 2022-26 Capital Improvement Program**

**UTL - Steel Water Storage Tanks Structural Repairs**

**100924**

**Capital Un-sponsored**

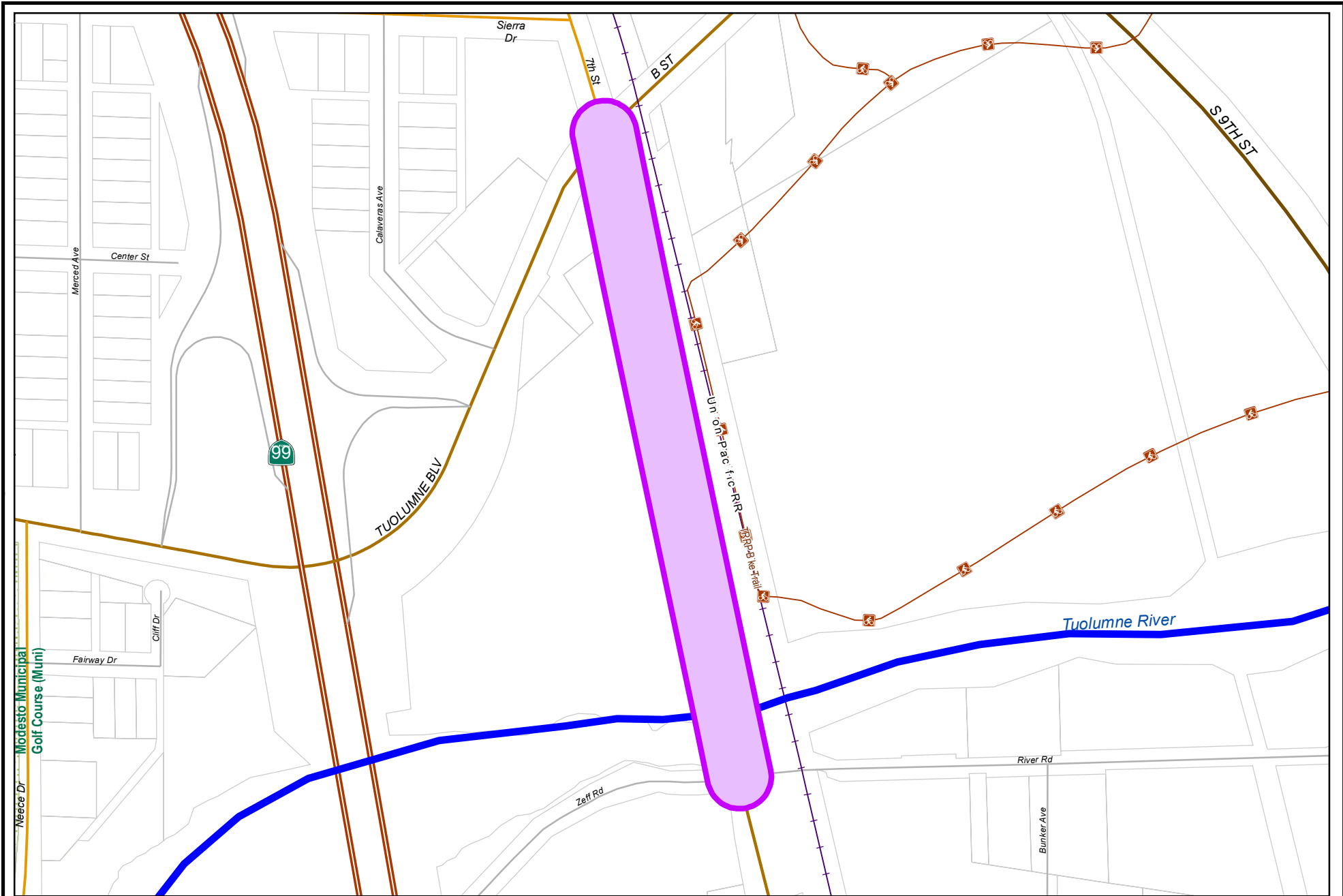
<i>Cost Center:</i> 49999	<i>Category:</i> Water	<i>Start Date:</i> 2017
<i>Hosting Fund:</i> Water Fund - CIP Projects-4180	<i>Type Class:</i> Water	<i>End Date:</i> 2021
<i>Element Listing:</i> Comm Svcs & Fac	<i>Area:</i> System Wide	<i>Status:</i> Active
<i>Classification:</i> Maintenance	<i>Manager:</i> Davalos, Robert	<i>Const. Code:</i> To be Closed

*Proj Desc:* This project will provide structural repairs to Tanks 7, 8 and 9. The need for extensive structural repairs has been identified during the recoating of Tanks 7 and 8, and inspections of Tank 9. Repairs include (but are not limited to) additional plates required around openings installed after Tank construction, repairs/replacement of dollar plate and structural steel roof members. Portions of the tank roof may need to be removed for access (approx 5-feet in diameter), which will need to be replaced following repairs. All surfaces will require recoating.

*Proj Stat:* Proposals received in FY 17/18. Evaluations and reports of tanks completed in FY 17/18. The severity of each tank will determine which tank is repaired first. To be closed.

Expenditures	Budget	Actual+Commit	Available	Prop. Inc./Dec. for 21-22	Budget+Prop. Inc./Dec.	Avail.+Prop. Inc./Dec.	22-23	23-24	24-25	25-26	Total Budgeted up to 2026
CA Construction Admin	146,000	0	146,000	0	146,000	146,000	0	0	0	0	146,000
CCF City Construct Force	30,000	0	30,000	0	30,000	30,000	0	0	0	0	30,000
CON Construction	1,460,000	0	1,460,000	0	1,460,000	1,460,000	300,000	0	0	0	1,760,000
CTGY-CIP Contingency - CIP	146,000	0	146,000	0	146,000	146,000	0	0	0	0	146,000
EDA Eng/Design/Admin	220,000	103,893	116,107	0	220,000	116,107	0	0	0	0	220,000
<b>Expenditure Totals:</b>	<b>2,002,000</b>	<b>103,893</b>	<b>1,898,107</b>	<b>0</b>	<b>2,002,000</b>	<b>1,898,107</b>	<b>300,000</b>	<b>0</b>	<b>0</b>	<b>0</b>	<b>2,302,000</b>

<b>Fund Balance Required</b>	Budget+Prop. Inc./Dec.	Available+Prop. Inc./Dec.
Water Fund - CIP Projects-4180	2,002,000	1,898,107



**City of Modesto**

Project #: 100933

UTL - 7th Street Bridge Water Main



**City of Modesto: 2022-26 Capital Improvement Program**

**UTL - 7th Street Bridge Water Main**

**100933**

**Capital Un-sponsored**

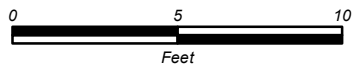

<i>Cost Center:</i> 49999	<i>Category:</i> Water	<i>Start Date:</i> 2017
<i>Hosting Fund:</i> Water Fund - CIP Projects-4180	<i>Type Class:</i> Water	<i>End Date:</i> 2025
<i>Element Listing:</i> Comm Svcs & Fac	<i>Area:</i> System Wide	<i>Status:</i> Active
<i>Classification:</i> Improvements	<i>Manager:</i> Davalos, Robert	<i>Const. Code:</i> Not Awarded

*Proj Desc:* This project will provide funding for design and construction of a approximately 1,560 LF of new 16-inch water main in the 7th Street Bridge, in conjunction with the bridge replacement project. Stanislaus County is the lead agency, Phil Soares is the City contact, CH2MHill is the Consultant Engineer.

*Proj Stat:* The project is in environmental review process as of December 2015. Alternative 2B has been recommended and approved by Council. Bridge design is anticipated to start 2017 with construction anticipated to begin in 2023.

Expenditures	Budget	Actual+Commit	Available	Prop. Inc./Dec. for 21-22	Budget+Prop. Inc./Dec.	Avail.+Prop. Inc./Dec.	22-23	23-24	24-25	25-26	Total Budgeted up to 2026
CA Construction Admin	30,000	0	30,000	70,000	100,000	100,000	0	0	0	0	100,000
CCF City Construct Force	10,000	0	10,000	40,000	50,000	50,000	0	0	0	0	50,000
CON Construction	300,000	29	299,971	700,000	1,000,000	999,971	0	0	0	0	1,000,000
CTGY-CIP Contingency - CIP	30,000	0	30,000	70,000	100,000	100,000	0	0	0	0	100,000
EDA Eng/Design/Admin	100,000	3,502	96,498	0	100,000	96,498	0	0	0	0	100,000
<b>Expenditure Totals:</b>	470,000	3,531	466,469	880,000	1,350,000	1,346,469	0	0	0	0	1,350,000

<b>Fund Balance Required</b>	Budget+Prop. Inc./Dec.	Available+Prop Inc./Dec.
Water Fund - CIP Projects-4180	1,350,000	1,346,469



**City of Modesto**

Project #: 100934

UPP - Intergrated Regional Water Management Plan (IRWMP)



**City of Modesto: 2022-26 Capital Improvement Program**

**UTL - Intergrated Regional Water Management Plan (IRWMP)**

**100934**

**Capital Un-sponsored**

<i>Cost Center:</i> 49999	<i>Category:</i> Water	<i>Start Date:</i> 2017
<i>Hosting Fund:</i> Water Fund - CIP Projects-4180	<i>Type Class:</i> Water	<i>End Date:</i> 2020
<i>Element Listing:</i> Comm Svcs & Fac	<i>Area:</i> System Wide	<i>Status:</i> Active
<i>Classification:</i> Maintenance	<i>Manager:</i> Franco, Jesse	<i>Const. Code:</i> New or Future

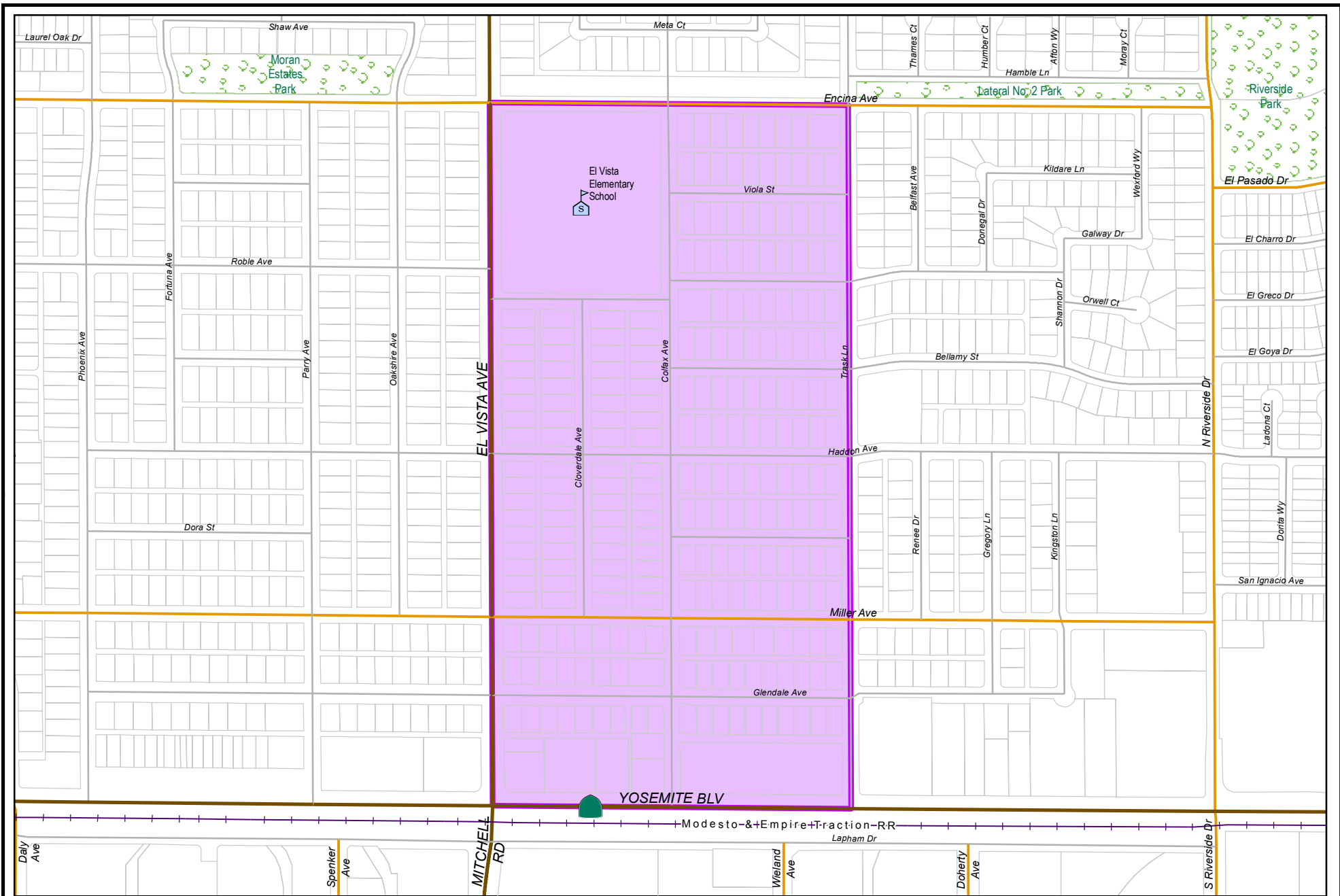
*Proj Desc:* This project is to provide funding for ongoing IRWM coordination, outreach, and management of the Plan including updating of Plan's projects, minor updates to the Plan, restructuring the stakeholder participation requirements and revised cost sharing agreements; and potentially hiring a consultant to assist as a resource in these efforts. Current tasks are also expected to include grant writing for Prop 1 funding opportunities through the IRWM process, participation in DACI Grant Program and possible need for consultant effort to assist in facilitating IRWM activities over the next fiscal year.

*Proj Stat:* Staff has secured Prop 1 funding for IRWMP update in FY 17/18.

Revenues	Budget	Actuals+Commit	Available	Prop. Inc./Dec. for 21-22	Bud + Prop. Incr/Decr	Avail.+ Prop. Incr/Decr	22-23	23-24	24-25	25-26	Total Budgeted up to 2026
42210 Intergov - State - Department of Water Resources	0	147,568	-147,568	0	0	-147,568	0	0	0	0	0
<b>Revenue Totals:</b>	0	147,568	-147,568	0	0	-147,568	0	0	0	0	0

Expenditures	Budget	Actual+Commit	Available	Prop. Inc./Dec. for 21-22	Budget+Prop. Inc./Dec.	Avail.+Prop. Inc./Dec.	22-23	23-24	24-25	25-26	Total Budgeted up to 2026
EDA Eng/Design/Admin	412,300	282,329	129,971	0	412,300	129,971	0	0	0	0	412,300
<b>Expenditure Totals:</b>	412,300	282,329	129,971	0	412,300	129,971	0	0	0	0	412,300

<b>Fund Balance Required</b>	Budget+Prop. Inc./Dec.	Available+Prop. Inc./Dec.
Water Fund - CIP Projects-4180	412,300	277,538



# City of Modesto

Project #: 100953

UTL - La Loma Phase 3A Strengthen and Replace Water Mains



**City of Modesto: 2022-26 Capital Improvement Program**

**UTL - La Loma Phase 3A Strengthen & Replace Water Mains**

**100953**

**Capital Un-sponsored**

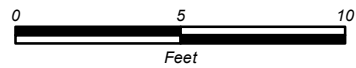

<i>Cost Center:</i> 49999	<i>Category:</i> Water	<i>Start Date:</i> 2017
<i>Hosting Fund:</i> Water Fund - CIP Projects-4180	<i>Type Class:</i> Water	<i>End Date:</i> 2023
<i>Element Listing:</i> Comm Svcs & Fac	<i>Area:</i> System Wide	<i>Status:</i> Active
<i>Classification:</i> Maintenance	<i>Manager:</i> Davalos, Robert	<i>Const. Code:</i> Not Awarded

*Proj Desc:* This project will provide funding to replace approximately 16,400 LF of aged existing water mains within the La Loma Neighborhood generally bounded by Trask Ln on the East , Encina Ave on the North, and El Vista Ave on the West, and Yosemite Blvd on the South. Existing water mains in this area are old, undersized steel mains which are prone to leaking and low pressures. This project will replace the existing system with City standard water mains, valves and hydrants to improve system reliability, flows and pressures.

*Proj Stat:* Project design will begin in early 2017, with construction anticipated to begin in FY 20/21.

Expenditures	Budget	Actual+Commit	Available	Prop. Inc./Dec. for 21-22	Budget+Prop. Inc./Dec.	Avail.+Prop. Inc./Dec.	22-23	23-24	24-25	25-26	Total Budgeted up to 2026
CA Construction Admin	330,000	342	329,658	0	330,000	329,658	0	0	0	0	330,000
CCF City Construct Force	33,000	0	33,000	0	33,000	33,000	0	0	0	0	33,000
CON Construction	3,300,000	0	3,300,000	0	3,300,000	3,300,000	0	0	0	0	3,300,000
CTGY-CIP Contingency - CIP	330,000	0	330,000	0	330,000	330,000	0	0	0	0	330,000
EDA Eng/Design/Admin	263,000	220,499	42,501	0	263,000	42,501	0	0	0	0	263,000
<b>Expenditure Totals:</b>	<b>4,256,000</b>	<b>220,842</b>	<b>4,035,158</b>	<b>0</b>	<b>4,256,000</b>	<b>4,035,158</b>	<b>0</b>	<b>0</b>	<b>0</b>	<b>0</b>	<b>4,256,000</b>

<b>Fund Balance Required</b>	Budget+Prop. Inc./Dec.	Available+Prop. Inc./Dec.
Water Fund - CIP Projects-4180	4,256,000	4,035,158



**City of Modesto**

Project #: 100999

UPP - New Generators at Various Well Locations



**City of Modesto: 2022-26 Capital Improvement Program**

**UTL - New Generators at Various Well Locations**

**100999**

**Capital Un-sponsored**

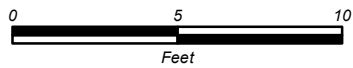

<i>Cost Center:</i> 49999	<i>Category:</i> Water	<i>Start Date:</i> 2018
<i>Hosting Fund:</i> Water Fund - CIP Projects-4180	<i>Type Class:</i> Water	<i>End Date:</i> 2024
<i>Element Listing:</i> Comm Svcs & Fac	<i>Area:</i> System Wide	<i>Status:</i> Active
<i>Classification:</i> Maintenance	<i>Manager:</i> Davalos, Robert	<i>Const. Code:</i> Not Awarded

*Proj Desc:* This project will provide funding to install 18 back-up emergency generators at selected wells to supply additional emergency groundwater storage credit. The installation of the back-up generators will help eliminate the storage capacity deficit currently faced by the City of Modesto. Determination of which wells will be installed first to be determined by ranking and priority. When all locations receive a new generator it will provide the City an additional 21.1 MG of storage credit. Selected wells per the Draft Water Master Plan include wells 1, 4, 7, 16, 45, 47, 48, 50, 51, 58, 217, 237, 241, 267, 278, 284, 287 & 312.

*Proj Stat:* Project to begin fall FY 17/18, first phase of generators to begin in FY 21/22.

Expenditures	Budget	Actual+Commit	Available	Prop. Inc./Dec. for 21-22	Budget+Prop. Inc./Dec.	Avail.+Prop. Inc./Dec.	22-23	23-24	24-25	25-26	Total Budgeted up to 2026
CA Construction Admin	97,300	1,143	96,157	0	97,300	96,157	0	0	0	0	97,300
CCF City Construct Force	400,000	0	400,000	0	400,000	400,000	0	0	0	0	400,000
CON Construction	978,000	0	978,000	0	978,000	978,000	250,000	0	0	0	1,228,000
CTGY-CIP Contingency - CIP	97,300	0	97,300	0	97,300	97,300	0	0	0	0	97,300
EDA Eng/Design/Admin	211,400	14,767	196,633	0	211,400	196,633	0	0	0	0	211,400
<b>Expenditure Totals:</b>	<b>1,784,000</b>	<b>15,910</b>	<b>1,768,090</b>	<b>0</b>	<b>1,784,000</b>	<b>1,768,090</b>	<b>250,000</b>	<b>0</b>	<b>0</b>	<b>0</b>	<b>2,034,000</b>

<b>Fund Balance Required</b>	Budget+Prop. Inc./Dec.	Available+Prop. Inc./Dec.
Water Fund - CIP Projects-4180	1,784,000	1,768,090



**City of Modesto**

Project #: 101000

UPP - Groundwater Monitoring Wells



**City of Modesto: 2022-26 Capital Improvement Program**

**UTL - Groundwater Monitoring Wells 2019**

**101000**

**Capital Un-sponsored**

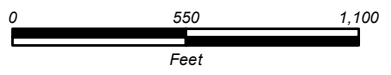
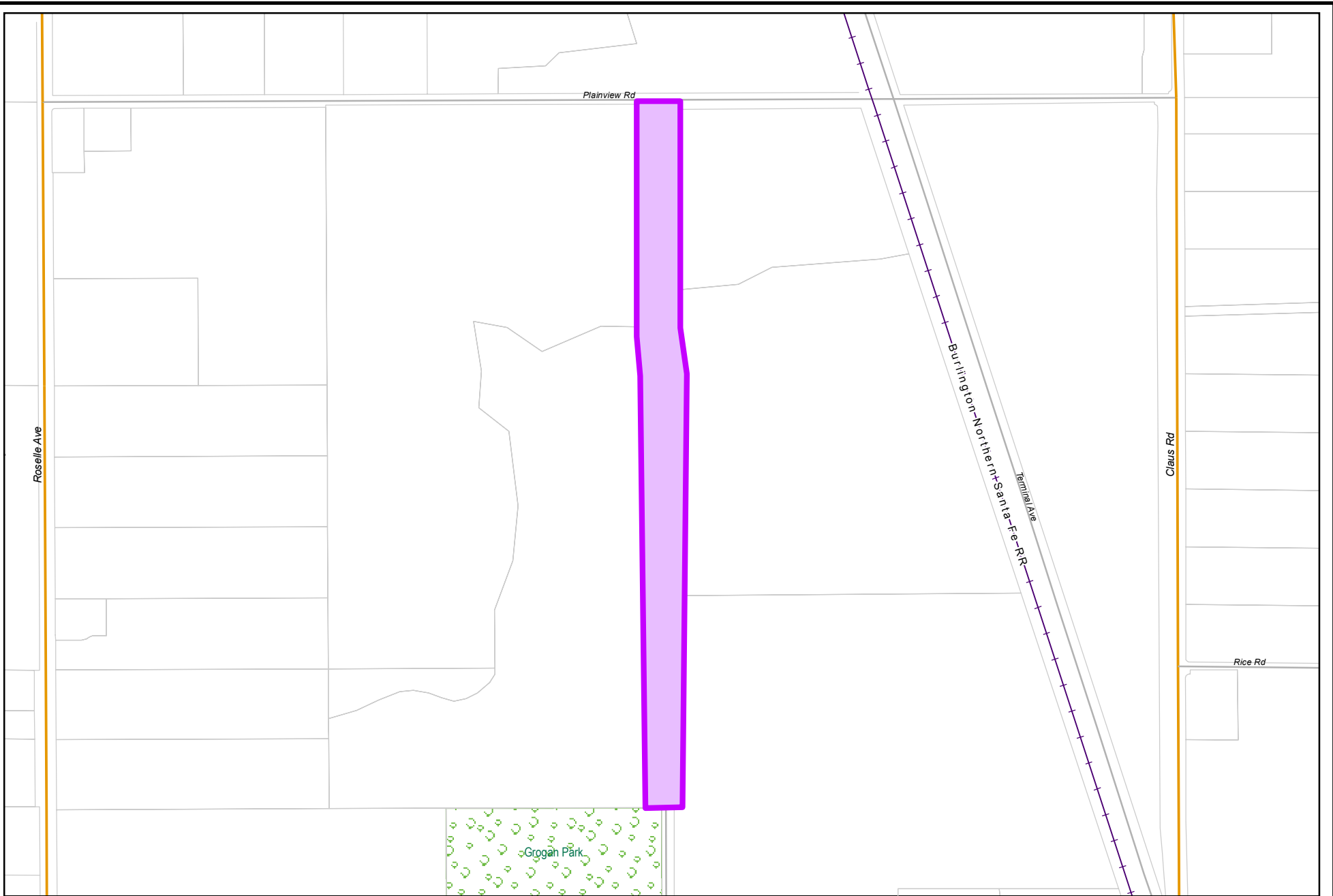
<i>Cost Center:</i> 49999	<i>Category:</i> Water	<i>Start Date:</i> 2017
<i>Hosting Fund:</i> Water Fund - CIP Projects-4180	<i>Type Class:</i> Water	<i>End Date:</i> 2021
<i>Element Listing:</i> Comm Svcs & Fac	<i>Area:</i> System Wide	<i>Status:</i> Active
<i>Classification:</i> Maintenance	<i>Manager:</i> Davalos, Robert	<i>Const. Code:</i> Construction Completed

*Proj Desc:* This project will provide funding to design, install, develop and monitor (8 quarterly monitoring events) 5 monitoring wells throughout the City of Modesto's contiguous water system. In accordance with previous groundwater characterization work performed by the City of Modesto, with the assistance of Todd Groundwater, there are several significant data gaps in the characterization of groundwater. Additional information is needed for characterization, fate and transport of contaminants of concern, and groundwater monitoring, which will benefit the City of Modesto in efficiently operating the well field, and incorporated into the various efforts to comply with SGMA. Nested or clustered groundwater monitoring wells are needed to collect discrete samples of the various subsurface aquifers for contaminants of concern, depth to ground water, and the lithology collected during monitoring well installation will be incorporated into groundwater characterization.

*Proj Stat:* Design anticipated in fall FY17/18, construction in FY 18/19 and completion in FY 19/20. Project to close in FY 20/21.

Expenditures	Budget	Actual+Commit	Available	Prop. Inc./Dec. for 21-22	Budget+Prop. Inc./Dec.	Avail.+Prop. Inc./Dec.	22-23	23-24	24-25	25-26	Total Budgeted up to 2026
CA Construction Admin	125,000	35,741	89,259	0	125,000	89,259	0	0	0	0	125,000
CCF City Construct Force	10,000	0	10,000	0	10,000	10,000	0	0	0	0	10,000
CON Construction	1,250,000	634,307	615,693	0	1,250,000	615,693	0	0	0	0	1,250,000
CTGY-CIP Contingency - CIP	125,000	86,675	38,325	0	125,000	38,325	0	0	0	0	125,000
EDA Eng/Design/Admin	325,000	143,342	181,658	0	325,000	181,658	0	0	0	0	325,000
<b>Expenditure Totals:</b>	<b>1,835,000</b>	<b>900,065</b>	<b>934,935</b>	<b>0</b>	<b>1,835,000</b>	<b>934,935</b>	<b>0</b>	<b>0</b>	<b>0</b>	<b>0</b>	<b>1,835,000</b>

<b>Fund Balance Required</b>	Budget+Prop. Inc./Dec.	Available+Prop. Inc./Dec.
Water Fund - CIP Projects-4180	1,835,000	934,935



# City of Modesto

Project #: 101001

UPP - Litt Road Improvements (Grogan Park to Plainview)



**City of Modesto: 2022-26 Capital Improvement Program**

**UTL - Litt Road Improvements (Grogan Park to Plainview)**

**101001**

**Capital Un-sponsored**

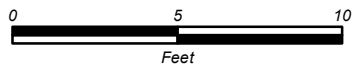

<i>Cost Center:</i> 49999	<i>Category:</i> Water	<i>Start Date:</i> 2017
<i>Hosting Fund:</i> Water Fund - CIP Projects-4180	<i>Type Class:</i> Water	<i>End Date:</i> 2022
<i>Element Listing:</i> Comm Svcs & Fac	<i>Area:</i> System Wide	<i>Status:</i> Active
<i>Classification:</i> Maintenance	<i>Manager:</i> Bryant, Tamorah	<i>Const. Code:</i> Construction Completed

*Proj Desc:* The project will provide funding to extend the existing 12" water line on Litt Road to serve the Water Corporation Project. In addition, street improvements will be made that will extend from the end of Mary Grogan Park to Plainview Road. The design will be developed as a part of the Water Corporation Yard project.

*Proj Stat:* Design anticipated in FY 17/18, construction to be completed in FY 19/20.  
Project close out in FY 21/22.

Expenditures	Budget	Actual+Commit	Available	Prop. Inc./Dec. for 21-22	Budget+Prop. Inc./Dec.	Avail.+Prop. Inc./Dec.	22-23	23-24	24-25	25-26	Total Budgeted up to 2026
CA Construction Admin	155,000	152,438	2,562	0	155,000	2,562	0	0	0	0	155,000
CCF City Construct Force	0	0	0	0	0	0	0	0	0	0	0
CON Construction	1,300,000	1,086,246	213,754	0	1,300,000	213,754	0	0	0	0	1,300,000
CTGY-CIP Contingency - CIP	535,000	305,638	229,362	0	535,000	229,362	0	0	0	0	535,000
EDA Eng/Design/Admin	70,000	59,093	10,907	0	70,000	10,907	0	0	0	0	70,000
<b>Expenditure Totals:</b>	<b>2,060,000</b>	<b>1,603,415</b>	<b>456,585</b>	<b>0</b>	<b>2,060,000</b>	<b>456,585</b>	<b>0</b>	<b>0</b>	<b>0</b>	<b>0</b>	<b>2,060,000</b>

<b>Fund Balance Required</b>	Budget+Prop. Inc./Dec.	Available+Prop. Inc./Dec.
Water Fund - CIP Projects-4180	2,060,000	456,585



**City of Modesto**

Project #: 101003

UPP - SCADA Master Plan



**City of Modesto: 2022-26 Capital Improvement Program**

**UTL - SCADA Master Plan**

**101003**

**Capital Un-sponsored**

<i>Cost Center:</i> 49999	<i>Category:</i> Water	<i>Start Date:</i> 2018
<i>Hosting Fund:</i> Water Fund - CIP Projects-4180	<i>Type Class:</i> Water	<i>End Date:</i> 2024
<i>Element Listing:</i> Comm Svcs & Fac	<i>Area:</i> System Wide	<i>Status:</i> Active
<i>Classification:</i> Maintenance	<i>Manager:</i> Franco, Jesse	<i>Const. Code:</i> New or Future

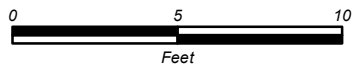

*Proj Desc:* This project will provide funding to prepare a SCADA Master Plan, in accordance with the recommendations of the SCADA System Upgrade Study that was undertaken in FY16/17 with the assistance of EMA, Inc. Major steps included in the master planning process include a Gap Analysis, Conceptual Project Scope Development, Project Prioritization, SCADA Program Implementation, and development of a SCADA Master Plan document.

*Proj Stat:* This project is expected to be initiated in FY 18/19 and completed in FY 21/22.

Revenues	Budget	Actuals+Commit	Available	Prop. Inc./Dec. for 21-22	Bud + Prop. Incr/Decr	Avail.+ Prop. Incr/Decr	22-23	23-24	24-25	25-26	Total Budgeted up to 2026
64210 Transfer In from Fund 4210	5,000,000	5,000,000	0	0	5,000,000	0	0	0	0	0	5,000,000
<b>Revenue Totals:</b>	<b>5,000,000</b>	<b>5,000,000</b>	<b>0</b>	<b>0</b>	<b>5,000,000</b>	<b>0</b>	<b>0</b>	<b>0</b>	<b>0</b>	<b>0</b>	<b>5,000,000</b>

Expenditures	Budget	Actual+Commit	Available	Prop. Inc./Dec. for 21-22	Budget+Prop. Inc./Dec.	Avail.+Prop. Inc./Dec.	22-23	23-24	24-25	25-26	Total Budgeted up to 2026
CA Construction Admin	200,000	0	200,000	0	200,000	200,000	0	0	0	0	200,000
CCF City Construct Force	60,000	0	60,000	0	60,000	60,000	0	0	0	0	60,000
CON Construction	8,700,000	0	8,700,000	0	8,700,000	8,700,000	0	0	0	0	8,700,000
CTGY-CIP Contingency - CIP	520,000	0	520,000	0	520,000	520,000	0	0	0	0	520,000
EDA Eng/Design/Admin	520,000	278,513	241,487	0	520,000	241,487	0	0	0	0	520,000
<b>Expenditure Totals:</b>	<b>10,000,000</b>	<b>278,513</b>	<b>9,721,487</b>	<b>0</b>	<b>10,000,000</b>	<b>9,721,487</b>	<b>0</b>	<b>0</b>	<b>0</b>	<b>0</b>	<b>10,000,000</b>

<b>Fund Balance Required</b>	Budget+Prop. Inc./Dec.	Available+Prop. Inc./Dec.
Water Fund - CIP Projects-4180	5,000,000	9,721,487



**City of Modesto**

Project #: 101015

UPP - Destruction of Wells 2017



**City of Modesto: 2022-26 Capital Improvement Program**

**UTL - Destruction of Wells 2017**

**101015**

**Capital Un-sponsored**

<i>Cost Center:</i> 49999	<i>Category:</i> Water	<i>Start Date:</i> 2017
<i>Hosting Fund:</i> Water Fund - CIP Projects-4180	<i>Type Class:</i> Water	<i>End Date:</i> 2023
<i>Element Listing:</i> Comm Svcs & Fac	<i>Area:</i> System Wide	<i>Status:</i> Active
<i>Classification:</i> Improvements	<i>Manager:</i> Bryant, Tamorah	<i>Const. Code:</i> Under Construction

*Proj Desc:* This project will provide funding to remove 12 aged groundwater supply wells that are currently offline due to reported contaminants of concern that exceed primary MCLs (including nitrates and uranium). Utilities Department has investigated various treatment options and has determined that replacement is more feasible than treatment or blending in the long term. Due to age and construction methods, the wells pose a potential threat to groundwater quality as a potential conduit for poor quality water from upper strata to impact water in lower strata. Project includes destroying existing wells per current standards, and installation of groundwater monitoring wells for future groundwater monitoring. A pre-application for the project was submitted for Proposition 1 Groundwater Quality Funding 7/29/2016. On 10/5/2016, the City received an invitation to submit a final application, which was prepared and submitted 11/18/2016. Based on discussions with SWRCB staff, it is likely that the groundwater monitoring wells portion of the scope of work will not be allowed under Prop 1 Groundwater Quality funding.

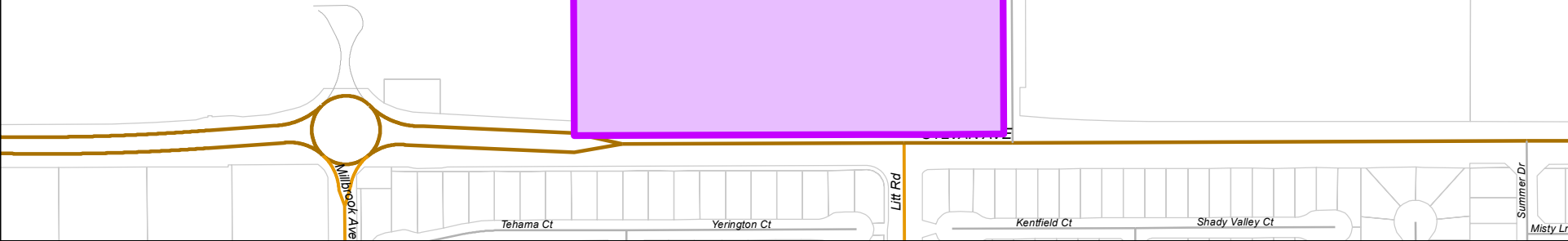

*Proj Stat:* This project will receive 90% Prop 1 Grant Funding. Grant funding agreement anticipated in FY 17/18. Design to be completed in FY 18/19, construction in FY 19/20 and close out in FY 21/22.

Revenues	Budget	Actuals+Commit	Available	Prop. Inc./Dec. for 21-22	Bud + Prop. Inc./Decr	Avail.+ Prop. Inc./Decr	22-23	23-24	24-25	25-26	Total Budgeted up to 2026
42210 Intergov - State - Department of Water Resources	0	443,855	-443,855	0	0	-443,855	0	0	0	0	0
<b>Revenue Totals:</b>	0	443,855	-443,855	0	0	-443,855	0	0	0	0	0

Expenditures	Budget	Actual+Commit	Available	Prop. Inc./Dec. for 21-22	Budget+Prop. Inc./Dec.	Avail.+Prop. Inc./Dec.	22-23	23-24	24-25	25-26	Total Budgeted up to 2026
CA Construction Admin	79,449	61,714	17,735	0	79,449	17,735	0	0	0	0	79,449
CCF City Construct Force	0	638	-638	0	0	-638	0	0	0	0	0
CON Construction	857,050	857,050	0	0	857,050	0	0	0	0	0	857,050
CTGY-CIP Contingency - CIP	128,558	18,714	109,844	0	128,558	109,844	0	0	0	0	128,558
EDA Eng/Design/Admin	90,383	81,948	8,435	0	90,383	8,435	0	0	0	0	90,383
<b>Expenditure Totals:</b>	1,155,440	1,020,064	135,376	0	1,155,440	135,376	0	0	0	0	1,155,440

<b>Fund Balance Required</b>	Budget+Prop. Inc./Dec.	Available+Prop. Inc./Dec.
Water Fund - CIP Projects-4180	1,155,440	579,231

James Enochs  
High School



# City of Modesto

Project #: 101035

UTL - Grogan Park Production Well



**City of Modesto: 2022-26 Capital Improvement Program**

**UTL - Grogan Park Production Well 67**

**101035**

**Capital Un-sponsored**

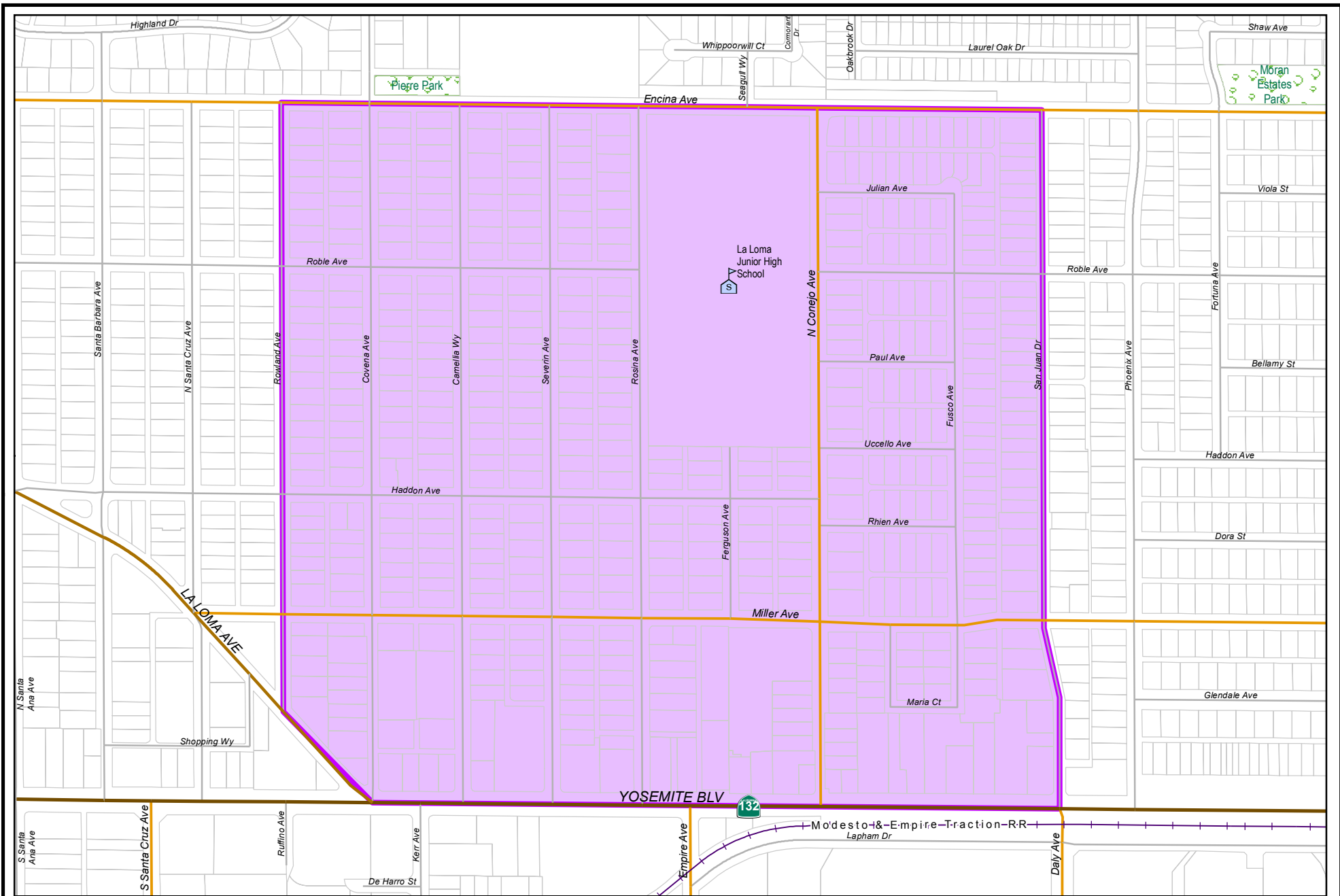
<i>Cost Center:</i> 49999	<i>Category:</i> Water	<i>Start Date:</i> 2017
<i>Hosting Fund:</i> Water Fund - CIP Projects-4180	<i>Type Class:</i> Water	<i>End Date:</i> 2022
<i>Element Listing:</i> Comm Svcs & Fac	<i>Area:</i> System Wide	<i>Status:</i> Active
<i>Classification:</i> Improvements	<i>Manager:</i> Bryant, Tamorah	<i>Const. Code:</i> Construction Completed

*Proj Desc:* The project will provide funding to construct a future potable well to serve the Tivoli specific plan area. This portion of the project includes the construction of all surface improvements which include well pump, yard piping, mechanical, electrical and structural components.

*Proj Stat:* Construction contract awarded in FY 17/18 with completion in FY 19/20. Project close out in FY 20/21.

Expenditures	Budget	Actual+Commit	Available	Prop. Inc./Dec. for 21-22	Budget+Prop. Inc./Dec.	Avail.+Prop. Inc./Dec.	22-23	23-24	24-25	25-26	Total Budgeted up to 2026
CA Construction Admin	202,765	180,848	21,917	0	202,765	21,917	0	0	0	0	202,765
CCF City Construct Force	75,000	4,710	70,290	0	75,000	70,290	0	0	0	0	75,000
CON Construction	2,027,645	2,027,645	0	0	2,027,645	0	0	0	0	0	2,027,645
CTGY-CIP Contingency - CIP	162,212	70,628	91,584	0	162,212	91,584	0	0	0	0	162,212
EDA Eng/Design/Admin	81,106	31,203	49,903	0	81,106	49,903	0	0	0	0	81,106
<b>Expenditure Totals:</b>	<b>2,548,728</b>	<b>2,315,035</b>	<b>233,693</b>	<b>0</b>	<b>2,548,728</b>	<b>233,693</b>	<b>0</b>	<b>0</b>	<b>0</b>	<b>0</b>	<b>2,548,728</b>

<b>Fund Balance Required</b>	Budget+Prop. Inc./Dec.	Available+Prop. Inc./Dec.
Water Fund - CIP Projects-4180	2,548,728	233,693



# City of Modesto

Project #: 101057



UTL - La Loma Phase 2C Strengthen and Replace Water Mains

**City of Modesto: 2022-26 Capital Improvement Program**

**UTL - La Loma Phase 2C Strengthen and Replace Water Mains**

**101057**

**Capital Un-sponsored**

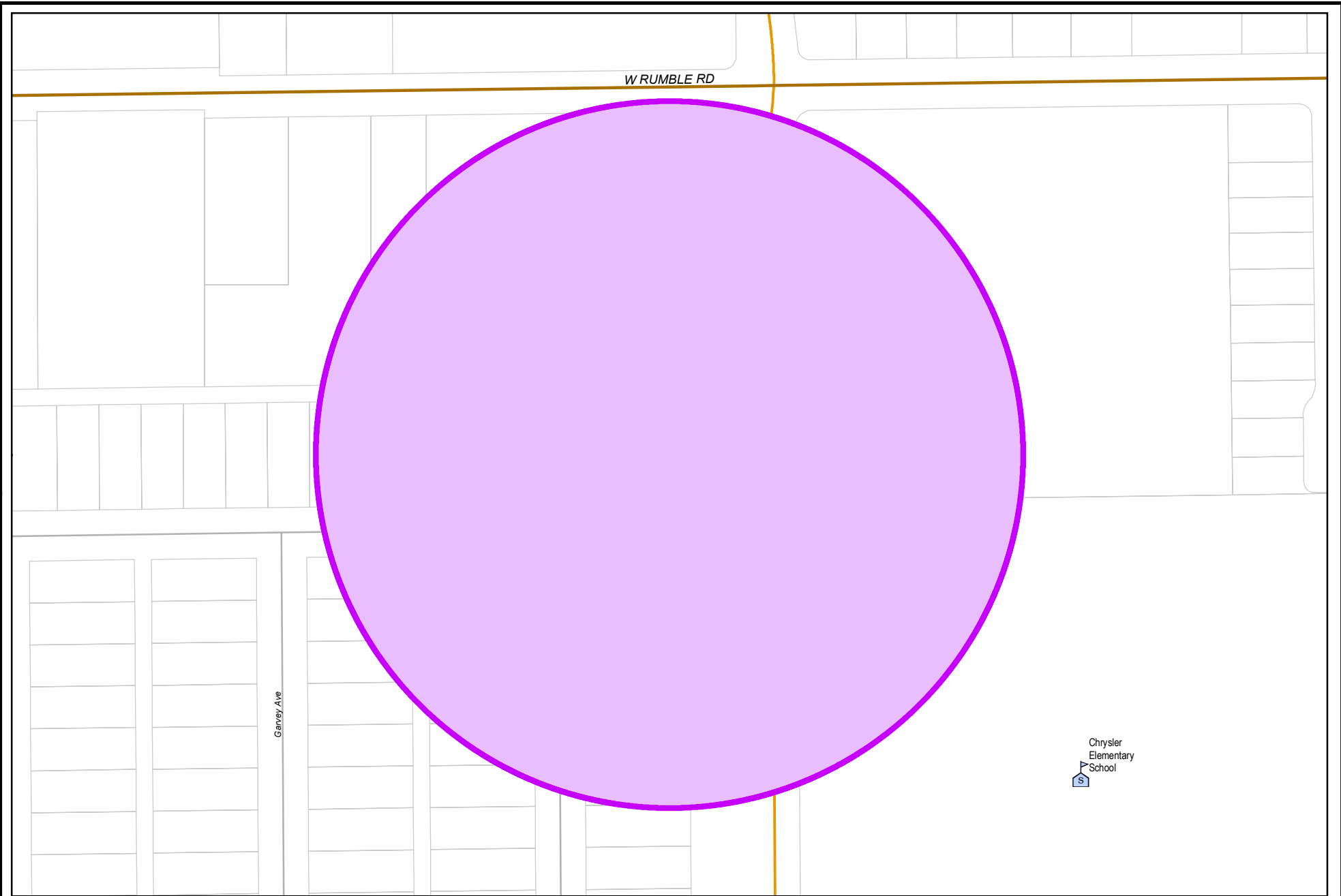
<i>Cost Center:</i> 49999	<i>Category:</i> Water	<i>Start Date:</i> 2017
<i>Hosting Fund:</i> Water Fund - CIP Projects-4180	<i>Type Class:</i> Water	<i>End Date:</i> 2024
<i>Element Listing:</i> Comm Svcs & Fac	<i>Area:</i> System Wide	<i>Status:</i> Active
<i>Classification:</i> Improvements	<i>Manager:</i> Davalos, Robert	<i>Const. Code:</i> Not Awarded

*Proj Desc:* Existing waterlines in the La Loma area are approximately 60 year old steel mains that are small in diameter and need to be replaced in accordance with industry standard practice. The project is to provide funding to install new 8" and 12" waterlines with individual residential services and additional fire hydrants. The project will replace approximately 23,000 LF of new City standard water mains in the area generally bounded by Encina on the north, Yosemite Blvd on the south, San Juan Dr on the east and Rowland Ave to the west. The project area is the second of four phases (2A, 2B, 2C and 2D). Phase 2B is funded through CIP 100797 and phase 2A and 2D will be designed and constructed as a part of separate CIPs.

*Proj Stat:* Phase 2C is the second of four phases. Design is anticipated to be complete in FY 19/20 with construction to be complete in FY 21/22.

Expenditures	Budget	Actual+Commit	Available	Prop. Inc./Dec. for 21-22	Budget+Prop. Inc./Dec.	Avail.+Prop. Inc./Dec.	22-23	23-24	24-25	25-26	Total Budgeted up to 2026
CA Construction Admin	75,000	2,577	72,423	0	75,000	72,423	0	0	0	0	75,000
CCF City Construct Force	40,000	0	40,000	0	40,000	40,000	0	0	0	0	40,000
CON Construction	1,751,000	0	1,751,000	0	1,751,000	1,751,000	0	0	0	0	1,751,000
EDA Eng/Design/Admin	192,140	22,898	169,242	0	192,140	169,242	0	0	0	0	192,140
<b>Expenditure Totals:</b>	<b>2,058,140</b>	<b>25,475</b>	<b>2,032,665</b>	<b>0</b>	<b>2,058,140</b>	<b>2,032,665</b>	<b>0</b>	<b>0</b>	<b>0</b>	<b>0</b>	<b>2,058,140</b>

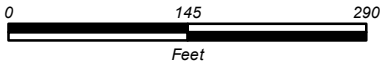
<b>Fund Balance Required</b>	Budget+Prop. Inc./Dec.	Available+Prop. Inc./Dec.
Water Fund - CIP Projects-4180	2,058,140	2,032,665



W RUMBLE RD

GARVEY AVE

Chrysler  
Elementary  
School



# City of Modesto

Project #: 101068

UTL - Well 71 (Replacing Well 226) Subsurface



**City of Modesto: 2022-26 Capital Improvement Program**

**UTL - Well 71 (Replacing Well 226) Subsurface**

**101068**

**Capital Un-sponsored**

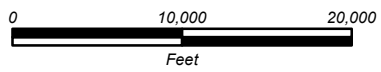
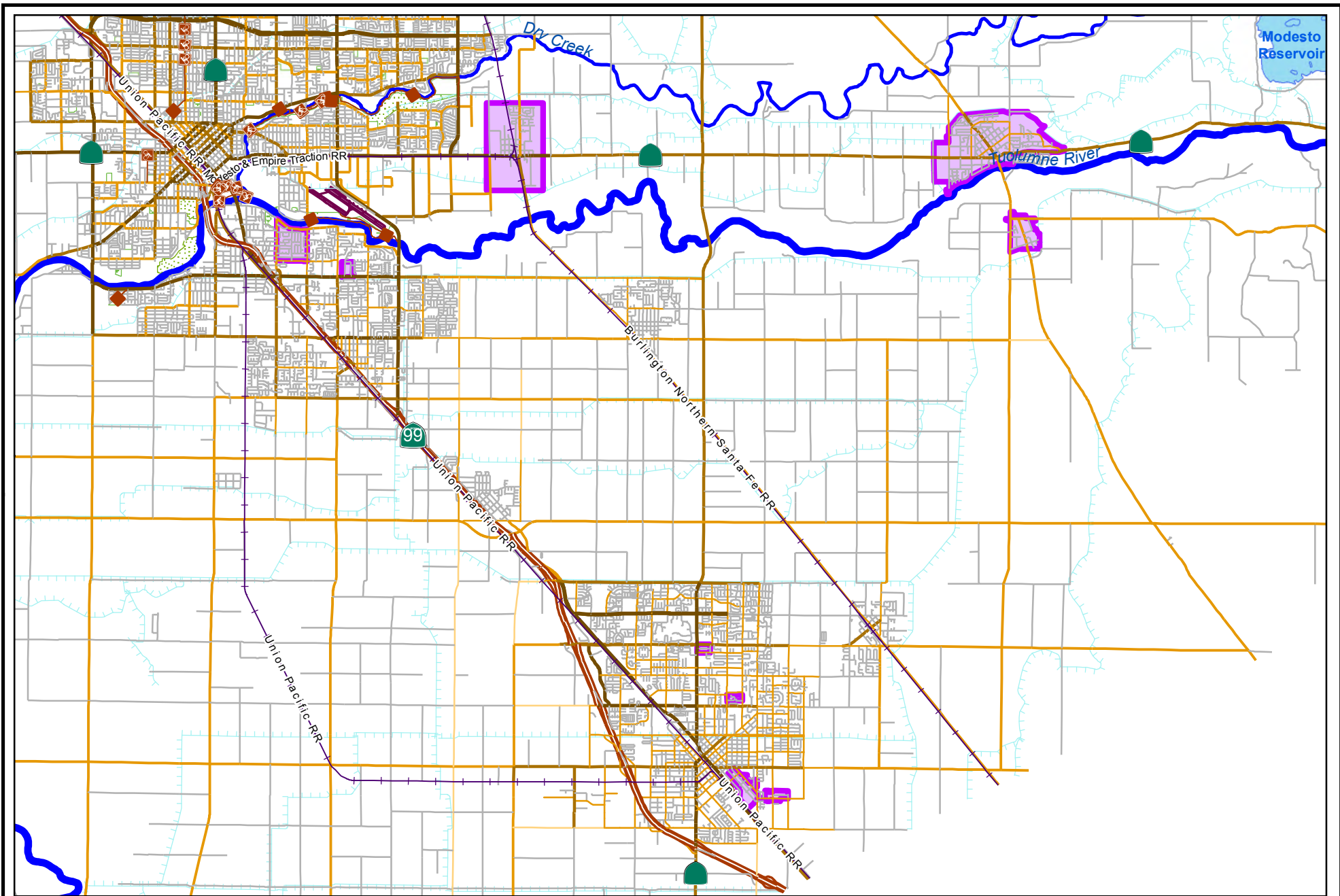
<i>Cost Center:</i> 49999	<i>Category:</i> Water	<i>Start Date:</i> 2018
<i>Hosting Fund:</i> Water Fund - CIP Projects-4180	<i>Type Class:</i> Water	<i>End Date:</i> 2021
<i>Element Listing:</i> Comm Svcs & Fac	<i>Area:</i> System Wide	<i>Status:</i> Active
<i>Classification:</i> Replacement	<i>Manager:</i> Davalos, Robert	<i>Const. Code:</i> Construction Completed

*Proj Desc:* The project will provide funding for engineering design, subsurface investigation, and consultant hydro-geologist work where required to drill a new Well at Well 226. The project is intended to limit the amount of treatment and restore the Well to its optimum capacity. This project will design and construct the below ground replacement Well only. Above ground pumps, piping and electrical work are to be funded by another CIP.

*Proj Stat:* Design completed in FY 17/18, construction to begin in FY 18/19, completed in FY 19/20 and project to be closed out in FY 21/22.

Expenditures	Budget	Actual+Commit	Available	Prop. Inc./Dec. for 21-22	Budget+Prop. Inc./Dec.	Avail.+Prop. Inc./Dec.	22-23	23-24	24-25	25-26	Total Budgeted up to 2026
CA Construction Admin	63,433	49,192	14,241	0	63,433	14,241	0	0	0	0	63,433
CCF City Construct Force	10,000	0	10,000	0	10,000	10,000	0	0	0	0	10,000
CON Construction	629,609	629,609	0	0	629,609	0	0	0	0	0	629,609
CTGY-CIP Contingency - CIP	157,402	8,361	149,041	0	157,402	149,041	0	0	0	0	157,402
EDA Eng/Design/Admin	63,623	19,393	44,230	0	63,623	44,230	0	0	0	0	63,623
<b>Expenditure Totals:</b>	<b>924,067</b>	<b>706,556</b>	<b>217,511</b>	<b>0</b>	<b>924,067</b>	<b>217,511</b>	<b>0</b>	<b>0</b>	<b>0</b>	<b>0</b>	<b>924,067</b>

<b>Fund Balance Required</b>	Budget+Prop. Inc./Dec.	Available+Prop. Inc./Dec.
Water Fund - CIP Projects-4180	924,067	217,511



# City of Modesto

Project #: 101069



UTL - Empire Strengthen and Replace Water Mains Phase 1



**City of Modesto: 2022-26 Capital Improvement Program**

**UTL - Empire S&R Water Mains - Phase 1**

**101069**

**Capital Un-sponsored**

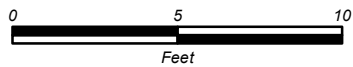

<i>Cost Center:</i> 49999	<i>Category:</i> Water	<i>Start Date:</i> 2018
<i>Hosting Fund:</i> Water Fund - CIP Projects-4180	<i>Type Class:</i> Water	<i>End Date:</i> 2023
<i>Element Listing:</i> Comm Svcs & Fac	<i>Area:</i> System Wide	<i>Status:</i> Active
<i>Classification:</i> Replacement	<i>Manager:</i> Davalos, Robert	<i>Const. Code:</i> Not Awarded

*Proj Desc:* This project will provide funding to replace existing water mains with the Empire Service Area generally bounded by Yosemite Boulevard (SR 123) to the South, Garst Road to the North, Root Road to the East, and Santa Fe Railroad to the West. Existing water mains in this area are old and undersized steel mains which are prone to leaking and low pressures. This project is the first of three phases that will replace the existing systems with City Standard water mains, valves, and hydrants to improve system reliability, flows, and pressures.

*Proj Stat:* Design complete in FY 18/19 and construction in FY 21/22.

Expenditures	Budget	Actual+Commit	Available	Prop. Inc./Dec. for 21-22	Budget+Prop. Inc./Dec.	Avail.+Prop. Inc./Dec.	22-23	23-24	24-25	25-26	Total Budgeted up to 2026
CA Construction Admin	160,000	10,480	149,520	0	160,000	149,520	0	0	0	0	160,000
CCF City Construct Force	25,000	0	25,000	0	25,000	25,000	0	0	0	0	25,000
CON Construction	1,600,000	0	1,600,000	0	1,600,000	1,600,000	0	0	0	0	1,600,000
CTGY-CIP Contingency - CIP	160,000	0	160,000	0	160,000	160,000	0	0	0	0	160,000
EDA Eng/Design/Admin	120,000	47,374	72,626	0	120,000	72,626	0	0	0	0	120,000
<b>Expenditure Totals:</b>	<b>2,065,000</b>	<b>57,854</b>	<b>2,007,146</b>	<b>0</b>	<b>2,065,000</b>	<b>2,007,146</b>	<b>0</b>	<b>0</b>	<b>0</b>	<b>0</b>	<b>2,065,000</b>

<b>Fund Balance Required</b>	Budget+Prop. Inc./Dec.	Available+Prop. Inc./Dec.
Water Fund - CIP Projects-4180	2,065,000	2,007,146



**City of Modesto**

Project #: 101077

UTL - 1,2,3 TCP Wellhead Treatment



**City of Modesto: 2022-26 Capital Improvement Program**

**UTL - 1,2,3 TCP Wellhead Treatment (Suspended)**

**101077**

**Capital Un-sponsored**

<i>Cost Center:</i> 49999	<i>Category:</i> Water	<i>Start Date:</i> 2018
<i>Hosting Fund:</i> Water Fund - CIP Projects-4180	<i>Type Class:</i> Water	<i>End Date:</i> 2024
<i>Element Listing:</i> Comm Svcs & Fac	<i>Area:</i> System Wide	<i>Status:</i> Active
<i>Classification:</i> Maintenance	<i>Manager:</i> Davalos, Robert	<i>Const. Code:</i> New or Future

*Proj Desc:* 1,2,3- TCP is a chlorinated hydrocarbon with high chemical stability. It is a manmade chemical found at industrial or hazardous waste sites. It has been used as a cleaning and degreasing solvent and also is associated with pesticide products. Currently, there are 7 wells inactive due to traces of 1,2,3 - TCP. This project will provide funding for rehabilitation for those wells by evaluating treatment and non-treatment and the possibility of even replacement of a well.

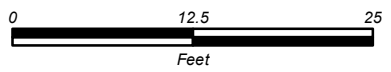
*Proj Stat:* Project currently suspended and is waiting on litigation to begin design/construction.

Expenditures	Budget	Actual+Commit	Available	Prop. Inc./Dec. for 21-22	Budget+Prop. Inc./Dec.	Avail.+Prop. Inc./Dec.	22-23	23-24	24-25	25-26	Total Budgeted up to 2026
CA Construction Admin	120,000	0	120,000	0	120,000	120,000	0	0	0	0	120,000
CCF City Construct Force	40,000	0	40,000	0	40,000	40,000	0	0	0	0	40,000
CON Construction	1,200,000	0	1,200,000	0	1,200,000	1,200,000	0	0	0	0	1,200,000
CTGY-CIP Contingency - CIP	120,000	0	120,000	0	120,000	120,000	0	0	0	0	120,000
EDA Eng/Design/Admin	60,000	279	59,721	0	60,000	59,721	0	0	0	0	60,000
<b>Expenditure Totals:</b>	<b>1,540,000</b>	<b>279</b>	<b>1,539,721</b>	<b>0</b>	<b>1,540,000</b>	<b>1,539,721</b>	<b>0</b>	<b>0</b>	<b>0</b>	<b>0</b>	<b>1,540,000</b>

<b>Fund Balance Required</b>	Budget+Prop. Inc./Dec.	Available+Prop. Inc./Dec.
Water Fund - CIP Projects-4180	1,540,000	1,539,721



Country Club Dr



# City of Modesto

Project #: 101078



UTL - Del Rio Well 70 (Replacing Well 271) Surface Improvements



**City of Modesto: 2022-26 Capital Improvement Program**

**UTL - Del Rio Well 70 (Replacing Well 271) Surface Improvements**

**101078**

**Capital Un-sponsored**

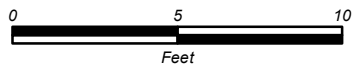

<i>Cost Center:</i> 49999	<i>Category:</i> Water	<i>Start Date:</i> 2018
<i>Hosting Fund:</i> Water Fund - CIP Projects-4180	<i>Type Class:</i> Water	<i>End Date:</i> 2023
<i>Element Listing:</i> Comm Svcs & Fac	<i>Area:</i> System Wide	<i>Status:</i> Active
<i>Classification:</i> Replacement	<i>Manager:</i> Davalos, Robert	<i>Const. Code:</i> Under Construction

*Proj Desc:* This project will provide funding for the construction of the surface improvements for Well 271. The project is intended to limit the amount of treatment and restore the Well to it's optimum capacity in the Del Rio Service Area. This project will provide engineering services during construction and construct the above ground improvements for the Well only. Work will constitute the construction of above ground pumps, piping and electrical work. The drilling of the well is funded by CIP 100506.

*Proj Stat:* Design to be completed in FY 18/19 and construction in FY 20/21. Project closeout in FY 21/22.

Expenditures	Budget	Actual+Commit	Available	Prop. Inc./Dec. for 21-22	Budget+Prop. Inc./Dec.	Avail.+Prop. Inc./Dec.	22-23	23-24	24-25	25-26	Total Budgeted up to 2026
CA Construction Admin	276,200	167,300	108,900	0	276,200	108,900	0	0	0	0	276,200
CCF City Construct Force	25,000	12,566	12,434	0	25,000	12,434	0	0	0	0	25,000
CON Construction	2,537,000	2,320,450	216,550	0	2,537,000	216,550	0	0	0	0	2,537,000
CTGY-CIP Contingency - CIP	265,000	26,727	238,273	0	265,000	238,273	0	0	0	0	265,000
EDA Eng/Design/Admin	700,000	666,741	33,259	0	700,000	33,259	0	0	0	0	700,000
<b>Expenditure Totals:</b>	<b>3,803,200</b>	<b>3,193,784</b>	<b>609,417</b>	<b>0</b>	<b>3,803,200</b>	<b>609,417</b>	<b>0</b>	<b>0</b>	<b>0</b>	<b>0</b>	<b>3,803,200</b>

<b>Fund Balance Required</b>	Budget+Prop. Inc./Dec.	Available+Prop. Inc./Dec.
Water Fund - CIP Projects-4180	3,803,200	609,417



**City of Modesto**

Project #: 101079

UTL - Well Flush Lines 2018-2019



**City of Modesto: 2022-26 Capital Improvement Program**

**UTL - Well Flush Lines 2018-2019**

**101079**

**Capital Un-sponsored**

<i>Cost Center:</i> 49999	<i>Category:</i> Water	<i>Start Date:</i> 2018
<i>Hosting Fund:</i> Water Fund - CIP Projects-4180	<i>Type Class:</i> Water	<i>End Date:</i> 2024
<i>Element Listing:</i> Comm Svcs & Fac	<i>Area:</i> System Wide	<i>Status:</i> Active
<i>Classification:</i> Replacement	<i>Manager:</i> Davalos, Robert	<i>Const. Code:</i> Under Construction

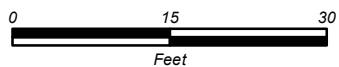

*Proj Desc:* Installations of flush lines at well sites are imperative for the overall health of the water system. Flushing wells facilitate cleaning and aid in the sampling process prior to bringing wells back online. Water is forced through pipes from the well at high velocity, removing accumulated mineral sediment until the water is within acceptable regulatory limits. Water Services identified wells 62, 64, 216, 225, 269, 284, 285 & 312 that are in need of immediate attention and require a flush line to be installed. The project will install a flush line at each well site location wherein a sanitary sewer pipeline will transfer water from the well site to the City's wastewater collections system.

*Proj Stat:* Design to be complete in FY 18/19 and construction in FY 19/20. Staff will evaluate which wells can be installed by Water Services Division.

Expenditures	Budget	Actual+Commit	Available	Prop. Inc./Dec. for 21-22	Budget+Prop. Inc./Dec.	Avail.+Prop. Inc./Dec.	22-23	23-24	24-25	25-26	Total Budgeted up to 2026
CA Construction Admin	90,000	0	90,000	0	90,000	90,000	0	0	0	0	90,000
CCF City Construct Force	150,000	0	150,000	-100,000	50,000	50,000	0	0	0	0	50,000
CON Construction	750,000	0	750,000	-350,000	400,000	400,000	0	0	0	0	400,000
CTGY-CIP Contingency - CIP	90,000	0	90,000	0	90,000	90,000	0	0	0	0	90,000
EDA Eng/Design/Admin	122,000	113,681	8,319	0	122,000	8,319	0	0	0	0	122,000
<b>Expenditure Totals:</b>	<b>1,202,000</b>	<b>113,681</b>	<b>1,088,319</b>	<b>-450,000</b>	<b>752,000</b>	<b>638,319</b>	<b>0</b>	<b>0</b>	<b>0</b>	<b>0</b>	<b>752,000</b>

<b>Fund Balance Required</b>	Budget+Prop. Inc./Dec.	Available+Prop. Inc./Dec.
Water Fund - CIP Projects-4180	752,000	638,319

Mary St



# City of Modesto

Project #: 101080

UTL - Grayson Well 69 (Replacing Well 274) Surface



**City of Modesto: 2022-26 Capital Improvement Program**

**UTL - Grayson Well 69 (Replacing Well 274)**

**101080**

**Capital Un-sponsored**

<i>Cost Center:</i> 49999	<i>Category:</i> Water	<i>Start Date:</i> 2018
<i>Hosting Fund:</i> Water Fund - CIP Projects-4180	<i>Type Class:</i> Water	<i>End Date:</i> 2023
<i>Element Listing:</i> Comm Svcs & Fac	<i>Area:</i> System Wide	<i>Status:</i> Active
<i>Classification:</i> Replacement	<i>Manager:</i> Davalos, Robert	<i>Const. Code:</i> Not Awarded

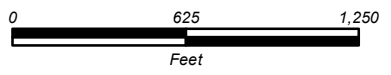
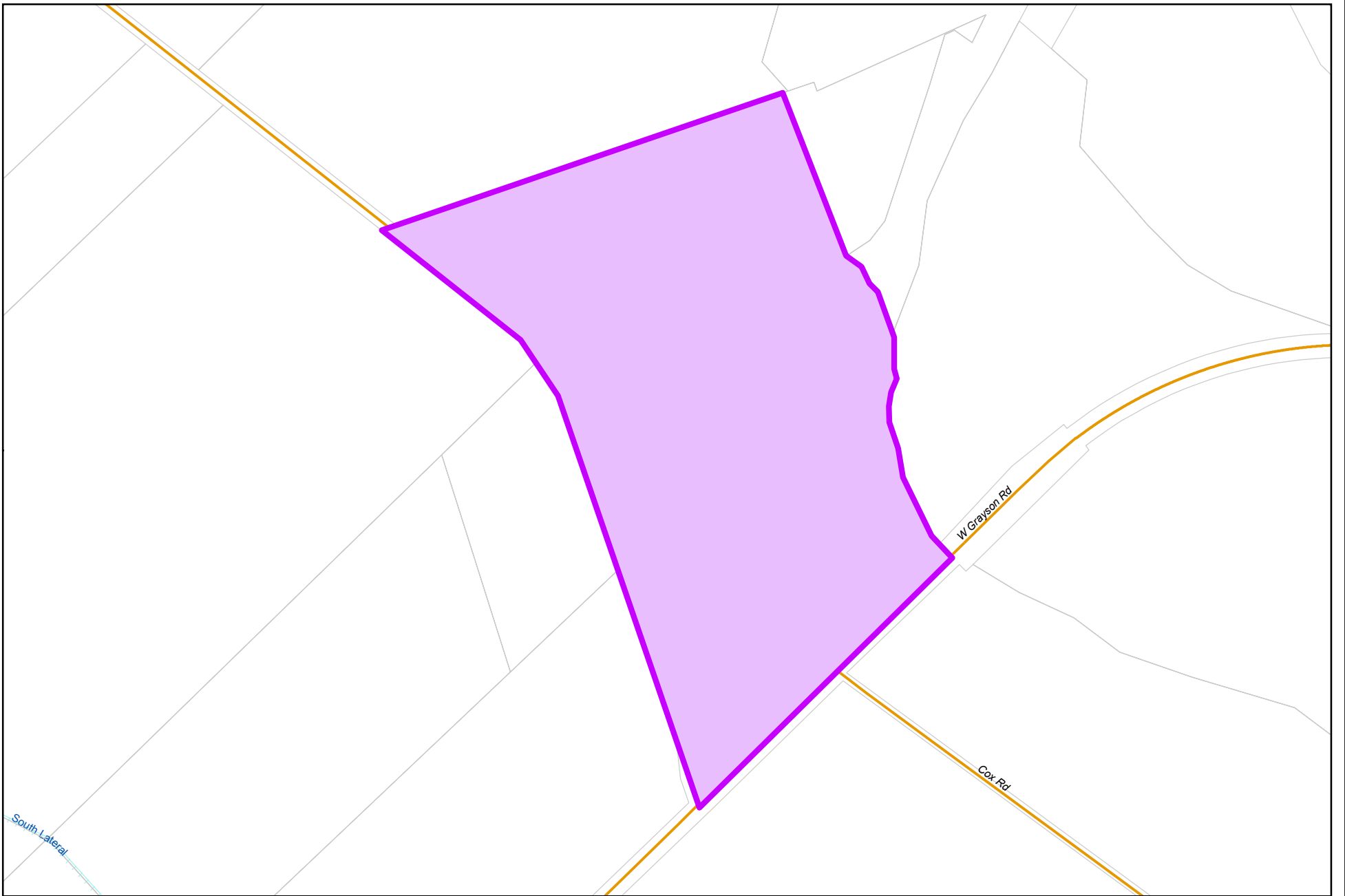
*Proj Desc:* This project will provide funding for the replacement of Well 274 in Grayson. Well 274 was constructed in 1987 by cable tool method to a total depth of 188 bgs for production of 220 gpm. Well 274 is currently active active and serves Grayson. The project intends to limit the potential of nitrates and restore the Well to it's optimum production. The funding for this portion of the project will fund only the surface improvements which will consist of the well pump, above ground piping, mehcanical and electrical work.

As a requirement from the State Department of Water Resources, any new well is required to have a new identifier. As a result, the City assigned the new well # 69.

*Proj Stat:* Design to be complete in FY 19/20 with construction to begin in FY 20/21.

Expenditures	Budget	Actual+Commit	Available	Prop. Inc./Dec. for 21-22	Budget+Prop. Inc./Dec.	Avail.+Prop. Inc./Dec.	22-23	23-24	24-25	25-26	Total Budgeted up to 2026
CA Construction Admin	220,000	2,681	217,319	0	220,000	217,319	0	0	0	0	220,000
CCF City Construct Force	25,000	0	25,000	0	25,000	25,000	0	0	0	0	25,000
CON Construction	1,870,000	0	1,870,000	0	1,870,000	1,870,000	0	0	0	0	1,870,000
CTGY-CIP Contingency - CIP	187,000	0	187,000	0	187,000	187,000	0	0	0	0	187,000
EDA Eng/Design/Admin	483,000	414,738	68,262	0	483,000	68,262	0	0	0	0	483,000
<b>Expenditure Totals:</b>	<b>2,785,000</b>	<b>417,419</b>	<b>2,367,581</b>	<b>0</b>	<b>2,785,000</b>	<b>2,367,581</b>	<b>0</b>	<b>0</b>	<b>0</b>	<b>0</b>	<b>2,785,000</b>

<b>Fund Balance Required</b>	Budget+Prop. Inc./Dec.	Available+Prop. Inc./Dec.
Water Fund - CIP Projects-4180	2,785,000	2,367,581



# City of Modesto

Project #: 101081

UTL - Grayson System Improvements



**City of Modesto: 2022-26 Capital Improvement Program**

**UTL - Grayson System Improvements**

**101081**

**Capital Un-sponsored**

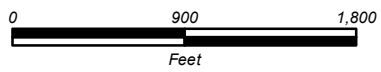
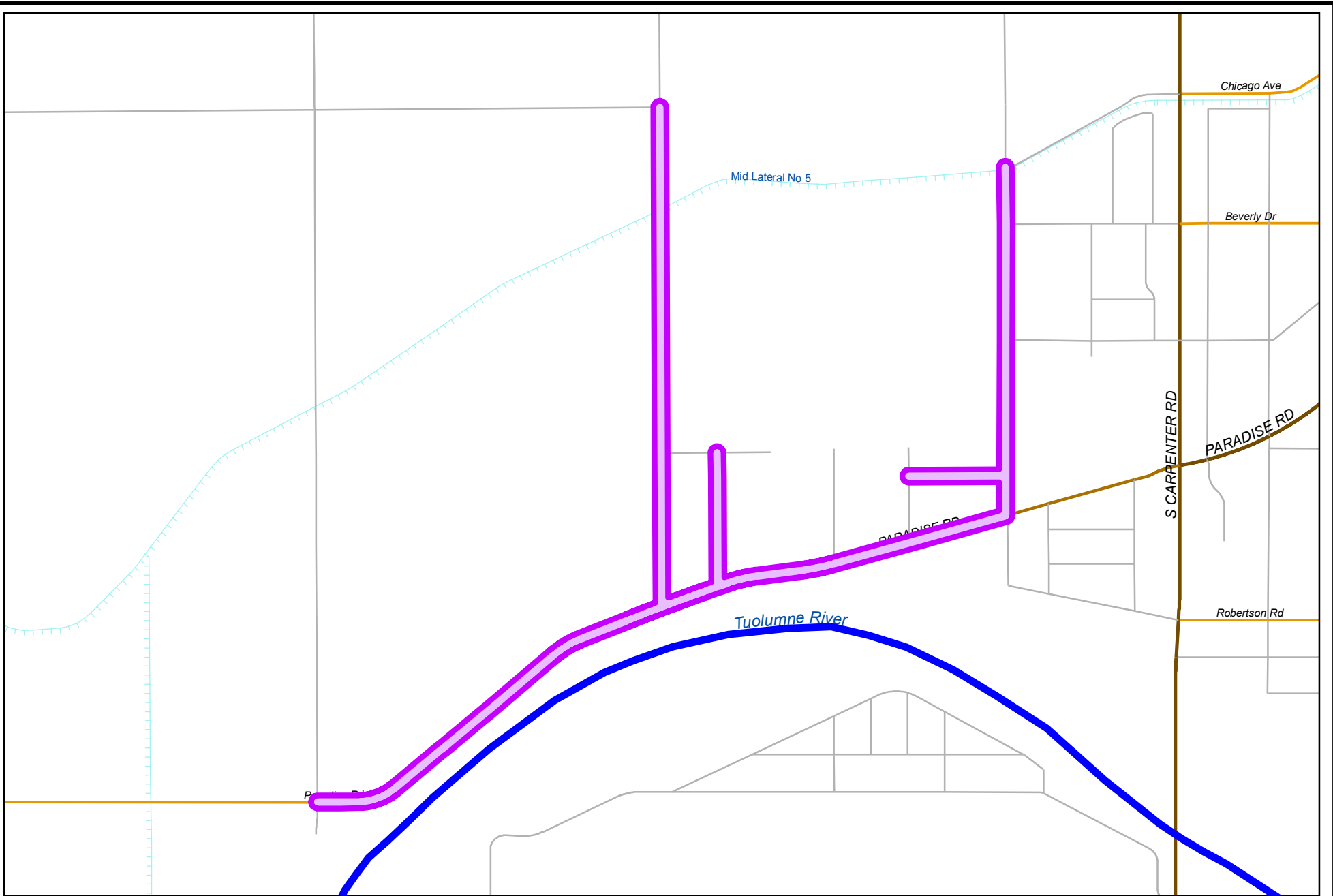
<i>Cost Center:</i> 49999	<i>Category:</i> Water	<i>Start Date:</i> 2018
<i>Hosting Fund:</i> Water Fund - CIP Projects-4180	<i>Type Class:</i> Water	<i>End Date:</i> 2024
<i>Element Listing:</i> Comm Svcs & Fac	<i>Area:</i> System Wide	<i>Status:</i> Active
<i>Classification:</i> Maintenance	<i>Manager:</i> Franco, Jesse	<i>Const. Code:</i> New or Future

*Proj Desc:* The project will seek alternative funding sources for the specific improvements required for the Grayson Service Area (per the Water System Engineer's Report and Water Master Plan), including replacement of existing wells, addition of a wellhead treatment system, replacement of Tank 9, addition of booster pump capacity, and replacement of distribution mains. The project will fund the preparation and submittal of applications for \$500k in Prop 1 Planning grants, and implementation funding for the estimated \$8.7M in improvements (includes Replacement Well 274), with the potential of receiving up to \$5M in grant assistance, along with additional grants or principal forgiveness. One the alternative funding sources are in place, the project will design and construct improvements as funding permits.

*Proj Stat:* Requests for proposals expected to be reviewed and completed in FY 19/20. Design to begin in FY 21/22.

Expenditures	Budget	Actual+Commit	Available	Prop. Inc./Dec. for 21-22	Budget+Prop. Inc./Dec.	Avail.+Prop. Inc./Dec.	22-23	23-24	24-25	25-26	Total Budgeted up to 2026
CCF City Construct Force	10,000	0	10,000	0	10,000	10,000	0	0	0	0	10,000
EDA Eng/Design/Admin	1,100,000	14,505	1,085,495	0	1,100,000	1,085,495	0	0	0	0	1,100,000
<b>Expenditure Totals:</b>	1,110,000	14,505	1,095,495	0	1,110,000	1,095,495	0	0	0	0	1,110,000

<b>Fund Balance Required</b>	Budget+Prop. Inc./Dec.	Available+Prop. Inc./Dec.
Water Fund - CIP Projects-4180	1,110,000	1,095,495



**City of Modesto**

Project #: 101082



UTL - Paradise Strengthen & Replace Water Mains Phase 2



**City of Modesto: 2022-26 Capital Improvement Program**

**UTL - Paradise Strengthen & Replace Water Mains Phase 2 (Suspended)**

**101082**

**Capital Un-sponsored**

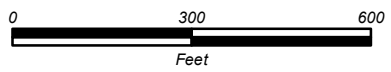
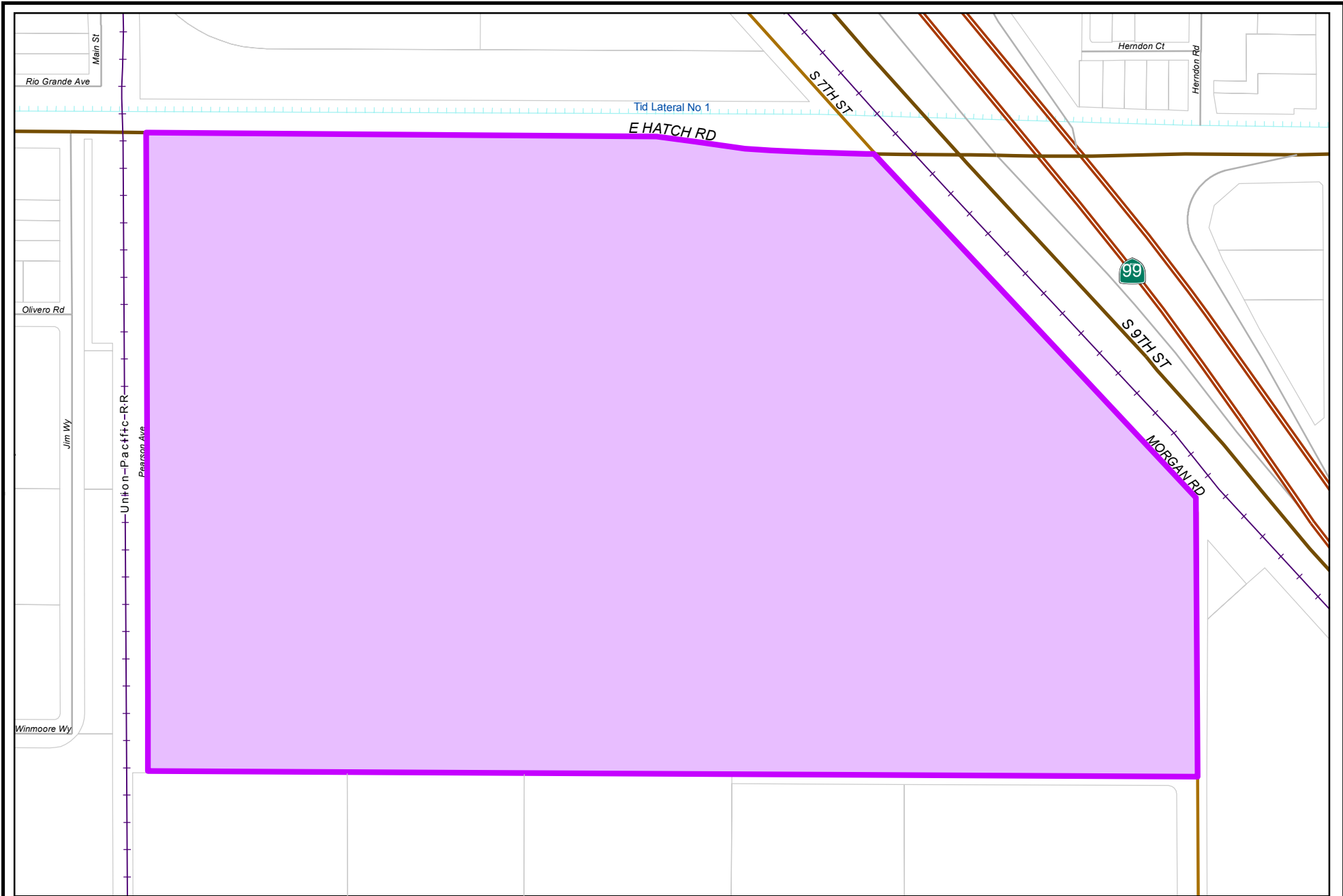
<i>Cost Center:</i> 49999	<i>Category:</i> Water	<i>Start Date:</i> 2018
<i>Hosting Fund:</i> Water Fund - CIP Projects-4180	<i>Type Class:</i> Water	<i>End Date:</i> 2025
<i>Element Listing:</i> Comm Svcs & Fac	<i>Area:</i> System Wide	<i>Status:</i> Active
<i>Classification:</i> Replacement	<i>Manager:</i> Davalos, Robert	<i>Const. Code:</i> New or Future

*Proj Desc:* Existing water lines in the Paradise/Ohio/Grimes Area are approximately 60-year old steel mains that are small in diameter and need to be replaced in accordance with industry standard practice. This project is to provide funding to install new 8" and 12" water lines with individual residential services and additional fire hydrants. Improvements will be made to Grimes Ave. north of Paradise, Ohio Ave. north of Paradise to MID canal, Michel Ave., Mosher Ave. and Paradise (Pauline Ave. to Ohio Ave.). In March 2016, per Water Operations request, scope of work was expanded to include Beverly Drive, Lynn Avenue, Wolf Drive, Swalls Lane, and alleys between Stockton Avenue, Giahos Avenue and Carpenter Road.

*Proj Stat:* Design to be completed in FY 21/22 and construction to be completed in FY 22/23.

Expenditures	Budget	Actual+Commit	Available	Prop. Inc./Dec. for 21-22	Budget+Prop. Inc./Dec.	Avail.+Prop. Inc./Dec.	22-23	23-24	24-25	25-26	Total Budgeted up to 2026
CA Construction Admin	230,000	0	230,000	0	230,000	230,000	0	0	0	0	230,000
CCF City Construct Force	25,000	0	25,000	0	25,000	25,000	0	0	0	0	25,000
CON Construction	2,300,000	0	2,300,000	0	2,300,000	2,300,000	0	0	0	0	2,300,000
EDA Eng/Design/Admin	45,000	0	45,000	0	45,000	45,000	0	0	0	0	45,000
LA Land Acquisition	11,000	0	11,000	0	11,000	11,000	0	0	0	0	11,000
<b>Expenditure Totals:</b>	<b>2,611,000</b>	<b>0</b>	<b>2,611,000</b>	<b>0</b>	<b>2,611,000</b>	<b>2,611,000</b>	<b>0</b>	<b>0</b>	<b>0</b>	<b>0</b>	<b>2,611,000</b>

<b>Fund Balance Required</b>	Budget+Prop. Inc./Dec.	Available+Prop. Inc./Dec.
Water Fund - CIP Projects-4180	2,611,000	2,611,000



**City of Modesto**

Project #: 101083



UTL - Parklawn Neighborhood Strengthen & Replace Water Mains



**City of Modesto: 2022-26 Capital Improvement Program**

**UTL - Parklawn Neighborhood Strengthen & Replace Water Mains (Suspended)**

**101083**

**Capital Un-sponsored**

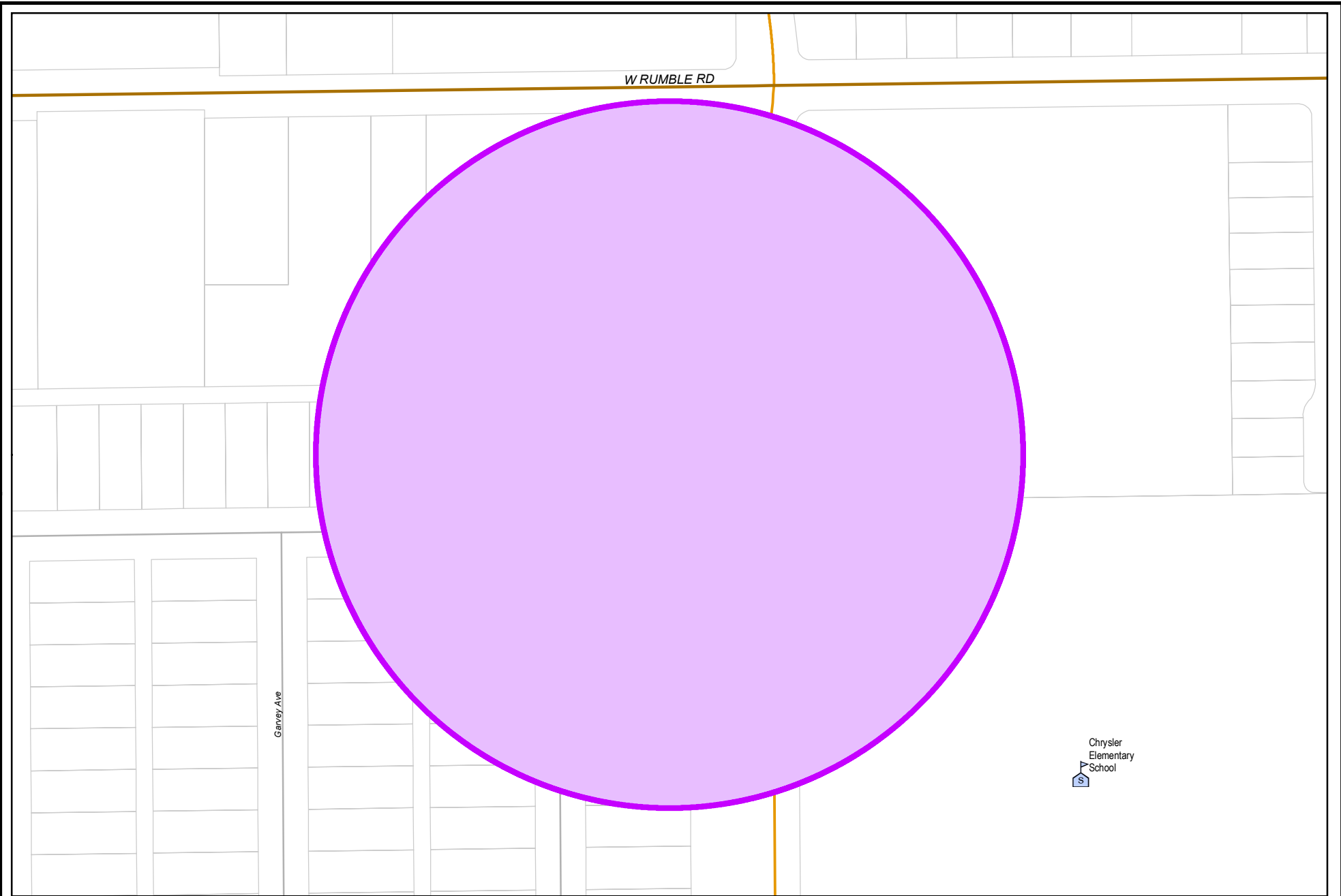
<i>Cost Center:</i> 49999	<i>Category:</i> Water	<i>Start Date:</i> 2018
<i>Hosting Fund:</i> Water Fund - CIP Projects-4180	<i>Type Class:</i> Water	<i>End Date:</i> 2025
<i>Element Listing:</i> Comm Svcs & Fac	<i>Area:</i> System Wide	<i>Status:</i> Active
<i>Classification:</i> Replacement	<i>Manager:</i> Davalos, Robert	<i>Const. Code:</i> New or Future

*Proj Desc:* This project will replace existing water mains within the Parklawn Neighborhood area generally bounded by Morgan on the East , Hatch on the North, Pearson on the West, and Nelson on the South. Existing water mains in this area are old, undersized steel mains which are prone to leaking and low pressures. This project will replace the existing system with City standard water mains, valves and hydrants to improve system reliability, flows and pressures.

*Proj Stat:* Due to project priority design has been deferred. Staff will reevaluate start of design as priority projects are completed.

Expenditures	Budget	Actual+Commit	Available	Prop. Inc./Dec. for 21-22	Budget+Prop. Inc./Dec.	Avail.+Prop. Inc./Dec.	22-23	23-24	24-25	25-26	Total Budgeted up to 2026
CA Construction Admin	171,000	0	171,000	0	171,000	171,000	0	0	0	0	171,000
CCF City Construct Force	50,000	0	50,000	0	50,000	50,000	0	0	0	0	50,000
CON Construction	2,200,000	0	2,200,000	0	2,200,000	2,200,000	0	0	0	0	2,200,000
CTGY-CIP Contingency - CIP	176,000	0	176,000	0	176,000	176,000	0	0	0	0	176,000
EDA Eng/Design/Admin	250,000	0	250,000	0	250,000	250,000	0	0	0	0	250,000
<b>Expenditure Totals:</b>	<b>2,847,000</b>	<b>0</b>	<b>2,847,000</b>	<b>0</b>	<b>2,847,000</b>	<b>2,847,000</b>	<b>0</b>	<b>0</b>	<b>0</b>	<b>0</b>	<b>2,847,000</b>

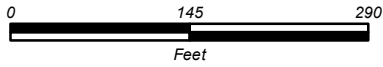
<b>Fund Balance Required</b>	Budget+Prop. Inc./Dec.	Available+Prop. Inc./Dec.
Water Fund - CIP Projects-4180	2,847,000	2,847,000



W RUMBLE RD

Garvey Ave

Chrysler  
Elementary  
School



# City of Modesto

Project #: 101084

UTL - Well 71 (Replacing Well 226) Surface



**City of Modesto: 2022-26 Capital Improvement Program**

**UTL - Well 71 (Replacing Well 226) Surface Improvements**

**101084**

**Capital Un-sponsored**

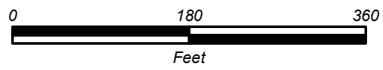
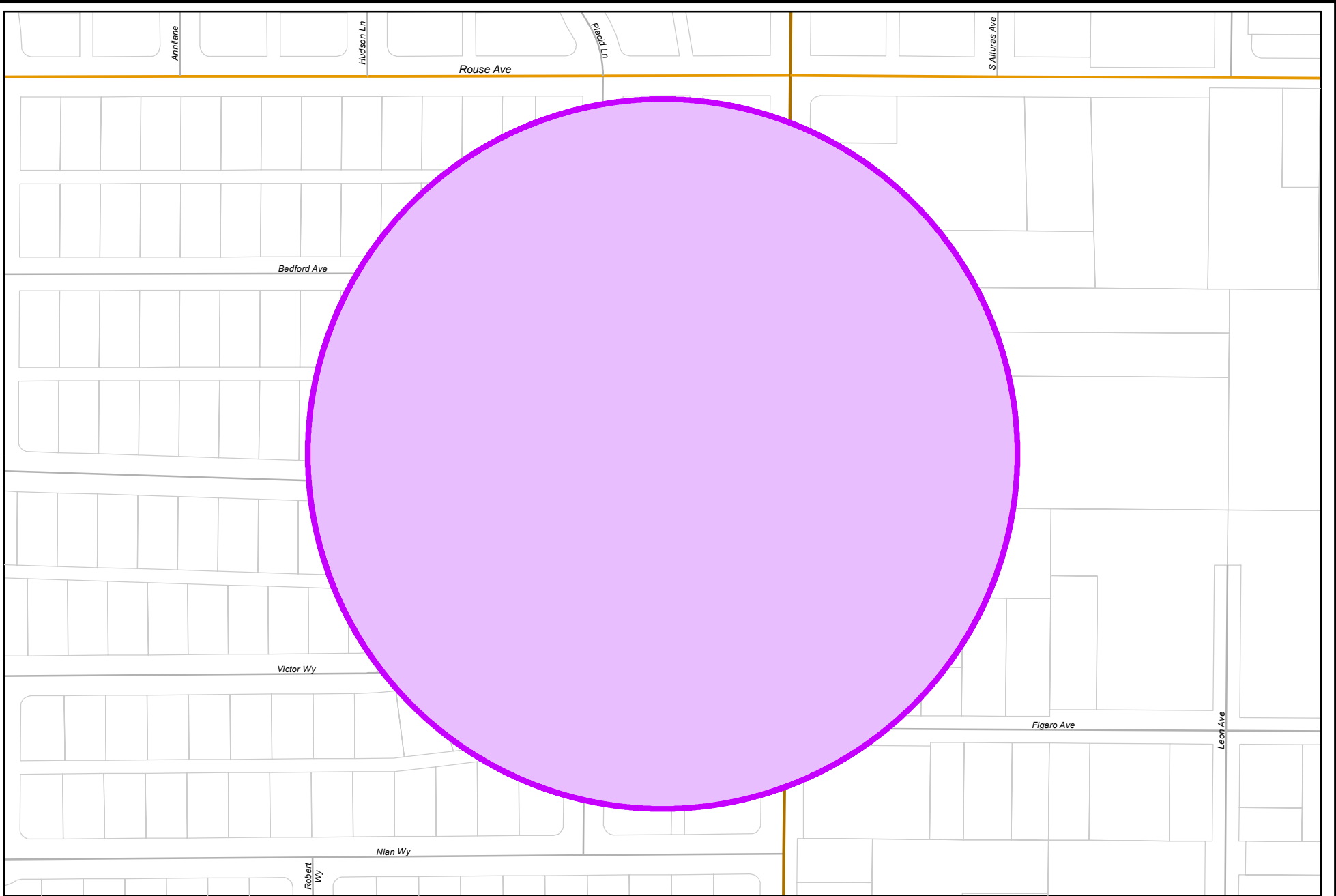
<i>Cost Center:</i> 49999	<i>Category:</i> Water	<i>Start Date:</i> 2018
<i>Hosting Fund:</i> Water Fund - CIP Projects-4180	<i>Type Class:</i> Water	<i>End Date:</i> 2023
<i>Element Listing:</i> Comm Svcs & Fac	<i>Area:</i> System Wide	<i>Status:</i> Active
<i>Classification:</i> Replacement	<i>Manager:</i> Davalos, Robert	<i>Const. Code:</i> Under Construction

*Proj Desc:* This project will provide funding for the construction of the surface improvements for Well 226. The project is intended to limit the amount of treatment and restore the Well to it's optimum capacity. This project will provide engineering services during construction and construct the above ground improvements for the Well only. Work will constitute the construction of above ground pumps, piping and electrical work. The drilling of the well will be funded by another CIP.

*Proj Stat:* Design completed in FY 19/20 and construction to begin in FY 20/21.

Expenditures	Budget	Actual+Commit	Available	Prop. Inc./Dec. for 21-22	Budget+Prop. Inc./Dec.	Avail.+Prop. Inc./Dec.	22-23	23-24	24-25	25-26	Total Budgeted up to 2026
CA Construction Admin	237,996	531	237,465	0	237,996	237,465	0	0	0	0	237,996
CCF City Construct Force	25,000	0	25,000	0	25,000	25,000	0	0	0	0	25,000
CON Construction	2,376,000	0	2,376,000	0	2,376,000	2,376,000	0	0	0	0	2,376,000
CTGY-CIP Contingency - CIP	285,120	0	285,120	0	285,120	285,120	0	0	0	0	285,120
EDA Eng/Design/Admin	136,059	46,118	89,941	0	136,059	89,941	0	0	0	0	136,059
<b>Expenditure Totals:</b>	<b>3,060,175</b>	<b>46,649</b>	<b>3,013,526</b>	<b>0</b>	<b>3,060,175</b>	<b>3,013,526</b>	<b>0</b>	<b>0</b>	<b>0</b>	<b>0</b>	<b>3,060,175</b>

<b>Fund Balance Required</b>	Budget+Prop. Inc./Dec.	Available+Prop. Inc./Dec.
Water Fund - CIP Projects-4180	3,060,175	3,013,526



# City of Modesto

Project #: 101085

UTL - Well 72 (Replacing Well 229) Surface



**City of Modesto: 2022-26 Capital Improvement Program**

**UTL - Well 72 (Replacing Well 229) Surface Improvements**

**101085**

**Capital Un-sponsored**

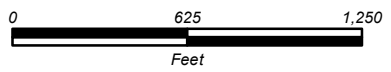
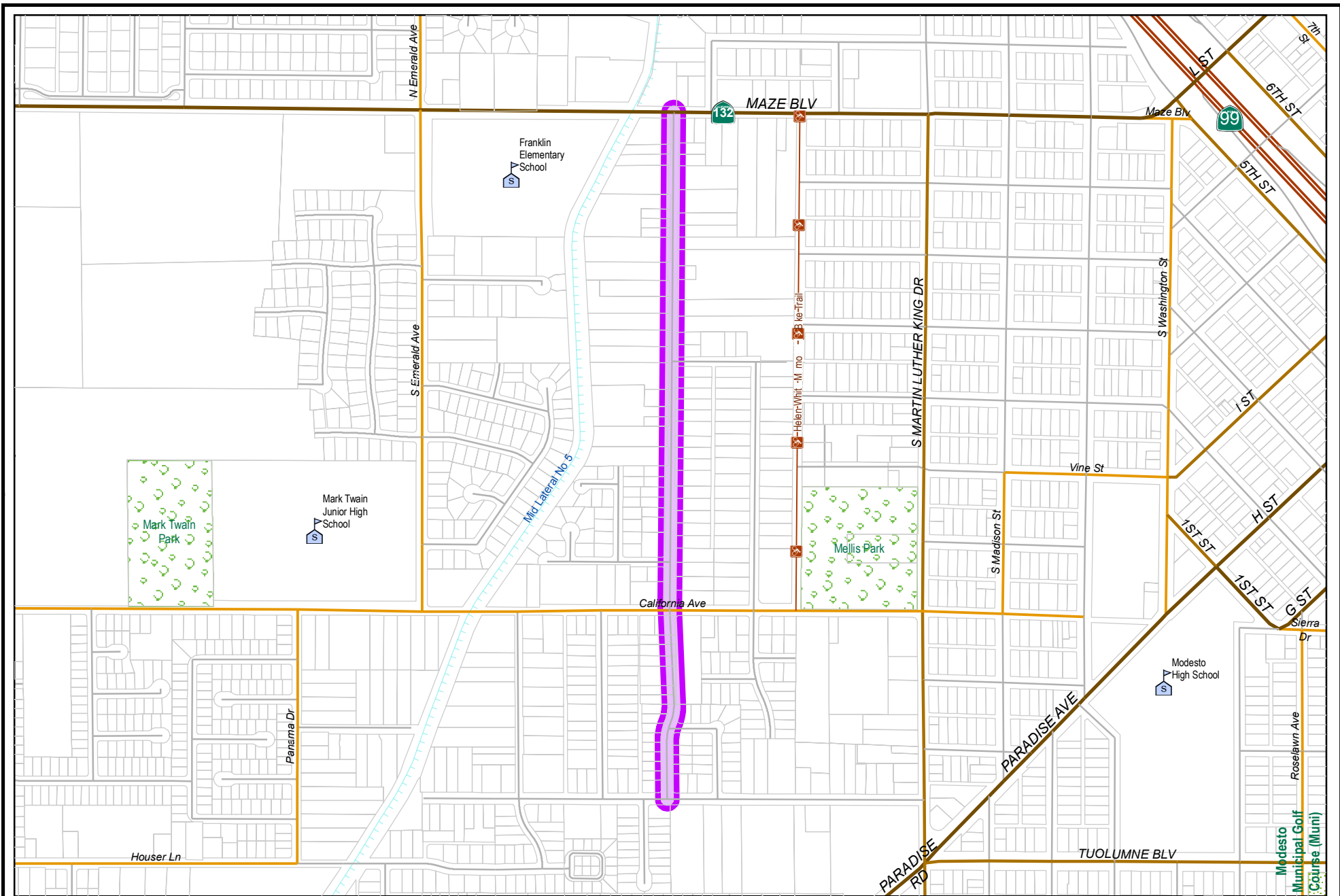
<i>Cost Center:</i> 49999	<i>Category:</i> Water	<i>Start Date:</i> 2018
<i>Hosting Fund:</i> Water Fund - CIP Projects-4180	<i>Type Class:</i> Water	<i>End Date:</i> 2023
<i>Element Listing:</i> Comm Svcs & Fac	<i>Area:</i> System Wide	<i>Status:</i> Active
<i>Classification:</i> Replacement	<i>Manager:</i> Davalos, Robert	<i>Const. Code:</i> Not Awarded

*Proj Desc:* This project will provide funding for the construction of the surface improvementst for Well 72. The project is intended to limit the amount of treatment and restore the Well to it's optimum capacity. This project will provide engineering services during construction and construct the above ground improvements for the Well only. Work will constitute the construction of above ground pumps, piping and electrical work The drilling of the well will be funded by CIP #100853.

*Proj Stat:* Design to be completed in FY 19/20. In FY 21/22 a sampling plan will be conducted to determine if the project should move forward with construction.

Expenditures	Budget	Actual+Commit	Available	Prop. Inc./Dec. for 21-22	Budget+Prop. Inc./Dec.	Avail.+Prop. Inc./Dec.	22-23	23-24	24-25	25-26	Total Budgeted up to 2026
CA Construction Admin	220,000	0	220,000	0	220,000	220,000	0	0	0	0	220,000
CCF City Construct Force	25,000	0	25,000	0	25,000	25,000	0	0	0	0	25,000
CON Construction	2,200,000	0	2,200,000	0	2,200,000	2,200,000	0	0	0	0	2,200,000
CTGY-CIP Contingency - CIP	200,000	0	200,000	0	200,000	200,000	0	0	0	0	200,000
EDA Eng/Design/Admin	264,000	949	263,051	0	264,000	263,051	0	0	0	0	264,000
<b>Expenditure Totals:</b>	<b>2,909,000</b>	<b>949</b>	<b>2,908,051</b>	<b>0</b>	<b>2,909,000</b>	<b>2,908,051</b>	<b>0</b>	<b>0</b>	<b>0</b>	<b>0</b>	<b>2,909,000</b>

<b>Fund Balance Required</b>	Budget+Prop. Inc./Dec.	Available+Prop. Inc./Dec.
Water Fund - CIP Projects-4180	2,909,000	2,908,051



# City of Modesto

Project #: 101110

UPP - Spencer Ave Strengthen and Replace Water Mains



**City of Modesto: 2022-26 Capital Improvement Program**

**UTL - Spencer Ave Strengthen & Replace Water Mains**

**101110**

**Capital Un-sponsored**

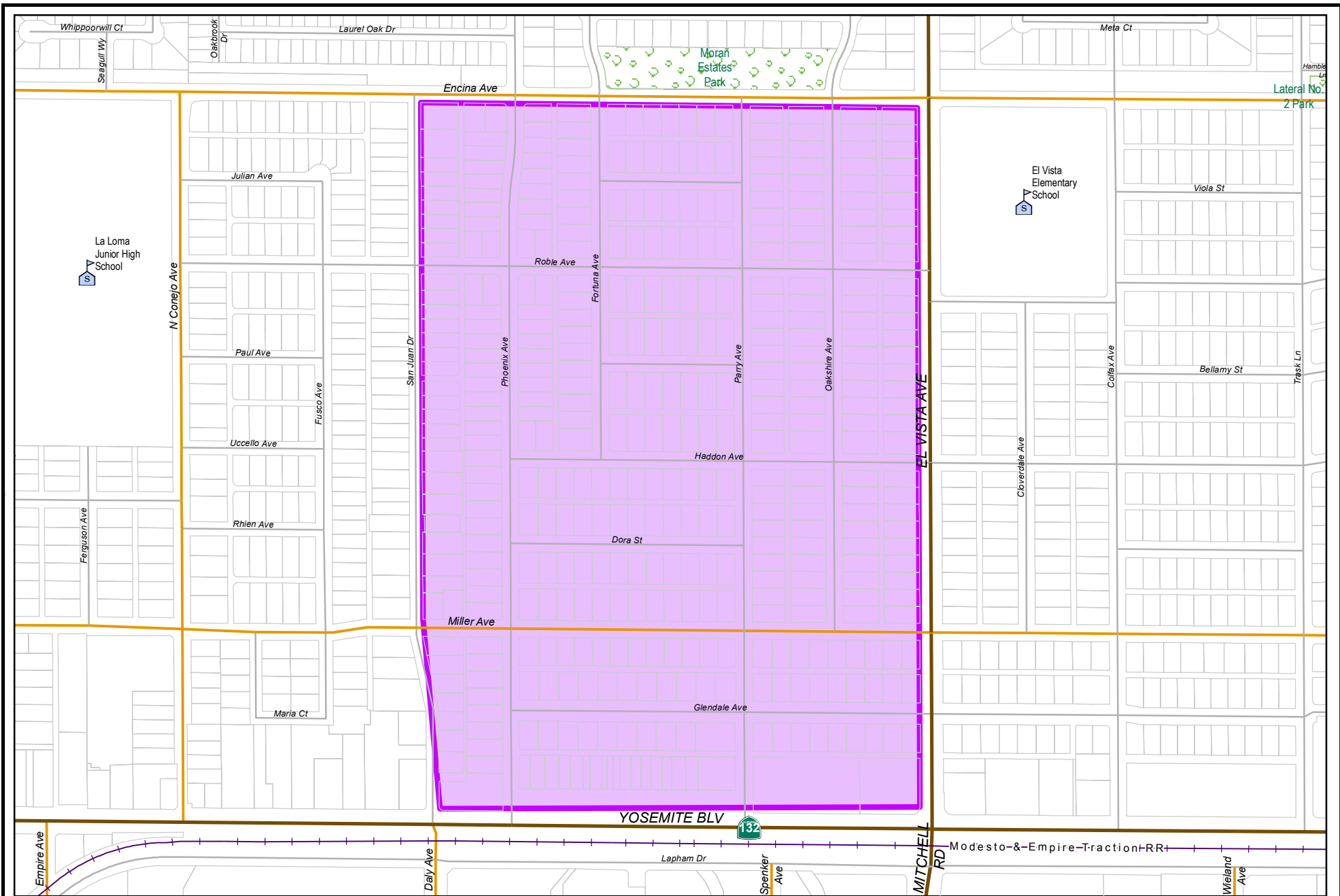
<i>Cost Center:</i> 49999	<i>Category:</i> Water	<i>Start Date:</i> 2018
<i>Hosting Fund:</i> Water Fund - CIP Projects-4180	<i>Type Class:</i> Water	<i>End Date:</i> 2022
<i>Element Listing:</i> Comm Svcs & Fac	<i>Area:</i> Within City	<i>Status:</i> Active
<i>Classification:</i> Replacement	<i>Manager:</i> Davalos, Robert	<i>Const. Code:</i> Under Construction

*Proj Desc:* The project will provide funding to replace existing water mains within the Spencer Ave area generally bounded by Maze Blvd (SR 132) on the north, Spencer Ave to the West, Martin Luther King Dr to the east and California Ave to the south. Existing water mains in this area are old, undersized steel mains which are prone to leaks and low pressure. The project will replace the existing water system with City standard water mains, valves and hydrants to improve system reliability, flows and pressure.

*Proj Stat:* Design in FY 19/20 and Construction to be Complete in FY 20/21.

Expenditures	Budget	Actual+Commit	Available	Prop. Inc./Dec. for 21-22	Budget+Prop. Inc./Dec.	Avail.+Prop. Inc./Dec.	22-23	23-24	24-25	25-26	Total Budgeted up to 2026
CA Construction Admin	160,000	102,816	57,184	0	160,000	57,184	0	0	0	0	160,000
CCF City Construct Force	25,000	10,598	14,402	0	25,000	14,402	0	0	0	0	25,000
CON Construction	1,600,000	1,275,618	324,382	0	1,600,000	324,382	0	0	0	0	1,600,000
CTGY-CIP Contingency - CIP	160,000	58,226	101,774	0	160,000	101,774	0	0	0	0	160,000
EDA Eng/Design/Admin	125,000	43,172	81,828	0	125,000	81,828	0	0	0	0	125,000
LA Land Acquisition	10,000	104	9,896	0	10,000	9,896	0	0	0	0	10,000
<b>Expenditure Totals:</b>	<b>2,080,000</b>	<b>1,490,534</b>	<b>589,466</b>	<b>0</b>	<b>2,080,000</b>	<b>589,466</b>	<b>0</b>	<b>0</b>	<b>0</b>	<b>0</b>	<b>2,080,000</b>

<b>Fund Balance Required</b>	Budget+Prop. Inc./Dec.	Available+Prop. Inc./Dec.
Water Fund - CIP Projects-4180	2,080,000	589,466



# City of Modesto

Project #: 10111

UPP - La Loma Phase 2B Fire Hydrant Additions



**City of Modesto: 2022-26 Capital Improvement Program**

**UTL - La Loma Phase 2B Fire Hydrant Additions**

**101111**

**Capital Un-sponsored**

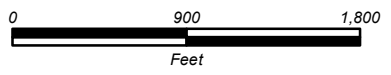
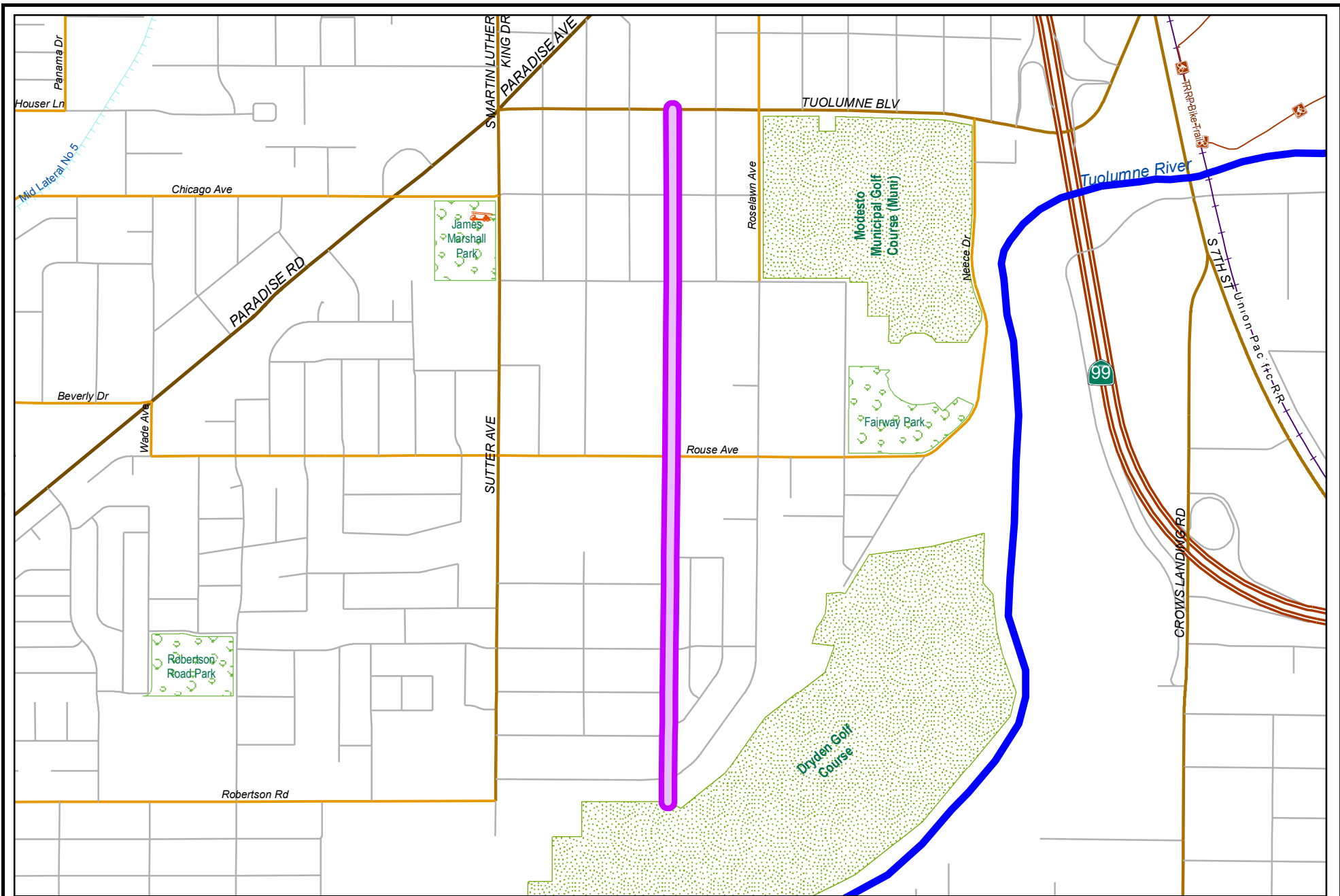
<i>Cost Center:</i> 49999	<i>Category:</i> Water	<i>Start Date:</i> 2018
<i>Hosting Fund:</i> Water Fund - CIP Projects-4180	<i>Type Class:</i> Water	<i>End Date:</i> 2021
<i>Element Listing:</i> Comm Svcs & Fac	<i>Area:</i> Within City	<i>Status:</i> Active
<i>Classification:</i> Replacement	<i>Manager:</i> Davalos, Robert	<i>Const. Code:</i> To be Closed

*Proj Desc:* The project will install approximately 17 fire hydrants in the La Loma Neighborhood to meet current City standard spacing requirements. The installation of the hydrants will assist in providing reliability, flow, pressure and the added safety for the La Loma neighborhood. In addition, another three fire hydrants will be installed along Yosemite Blvd (SR 132). The project is bounded by Yosemite Blvd (SR 132) to the south, San Juan Dr to the west, Encina Ave to the north and El Vista Ave to the east. The majority of the funding will be applied by Community Development Block Grants (CDBG) and the Water Fund will contribute the remaining amount. It is expected that the project will be fully complete by April 30,2019 to meet CDBG and HUD requirements.

*Proj Stat:* Design and construction to be completed in FY 18/19. Project acceptance in FY 19/20, Project anticipated to be closed in FY 20/21.

Expenditures	Budget	Actual+Commit	Available	Prop. Inc./Dec. for 21-22	Budget+Prop. Inc./Dec.	Avail.+Prop. Inc./Dec.	22-23	23-24	24-25	25-26	Total Budgeted up to 2026
CA Construction Admin	69,296	32,223	37,073	0	69,296	37,073	0	0	0	0	69,296
CCF City Construct Force	10,000	11,108	-1,108	0	10,000	-1,108	0	0	0	0	10,000
CON Construction	124,554	124,554	0	0	124,554	0	0	0	0	0	124,554
CTGY-CIP Contingency - CIP	69,296	0	69,296	0	69,296	69,296	0	0	0	0	69,296
EA Equip Acquisition	0	0	0	0	0	0	0	0	0	0	0
EDA Eng/Design/Admin	56,854	26,009	30,845	0	56,854	30,845	0	0	0	0	56,854
<b>Expenditure Totals:</b>	<b>330,000</b>	<b>193,893</b>	<b>136,107</b>	<b>0</b>	<b>330,000</b>	<b>136,107</b>	<b>0</b>	<b>0</b>	<b>0</b>	<b>0</b>	<b>330,000</b>

<b>Fund Balance Required</b>	Budget+Prop. Inc./Dec.	Available+Prop. Inc./Dec.
Water Fund - CIP Projects-4180	330,000	136,107



**City of Modesto**

Project #: 101152

UTL - Colorado Avenue Strengthen & Replace Water Main



**City of Modesto: 2022-26 Capital Improvement Program**

**UTL - Colorado Avenue Water Main**

**101152**

**Capital Un-sponsored**

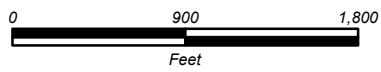
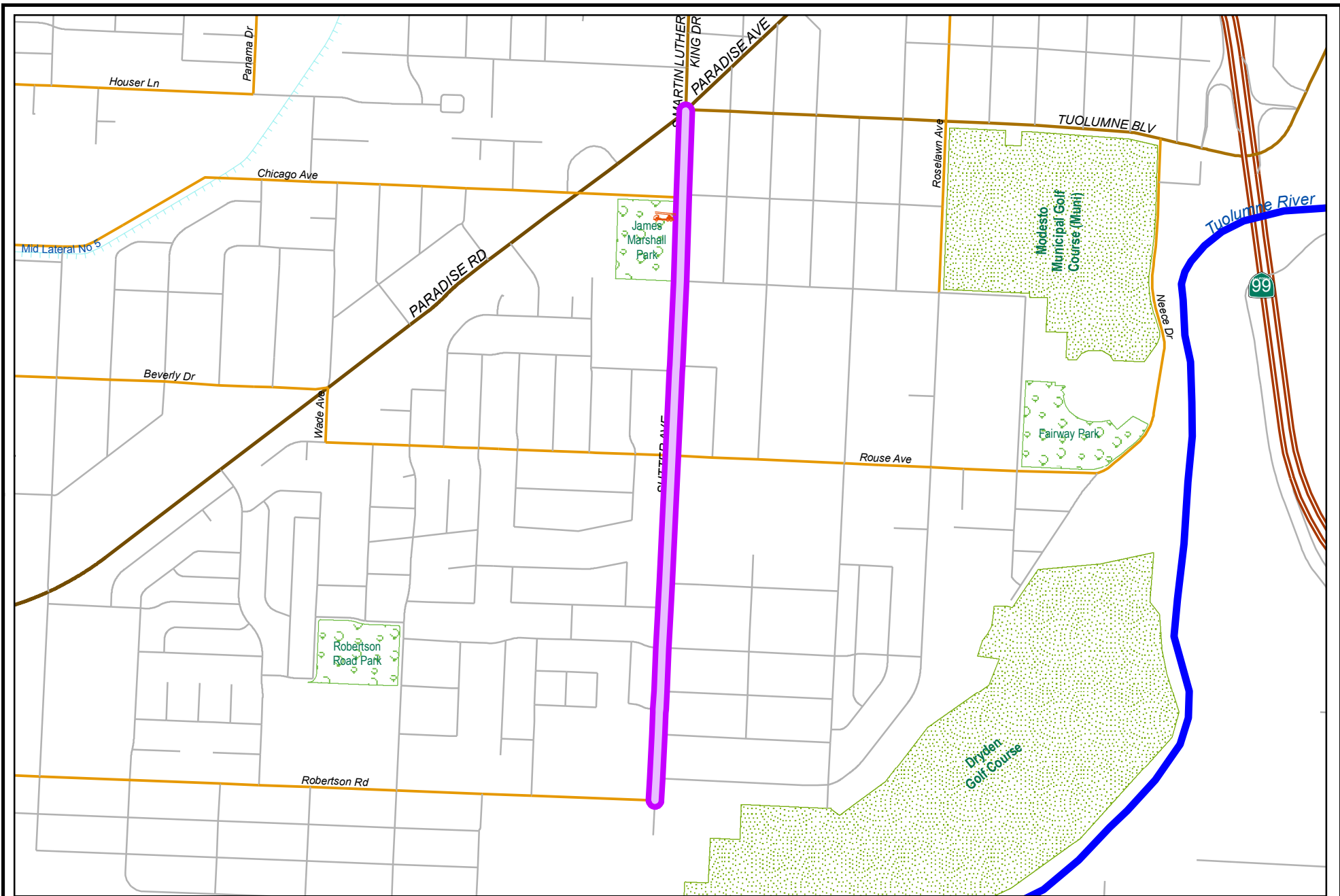
<i>Cost Center:</i> 49999	<i>Category:</i> Water	<i>Start Date:</i> 2018
<i>Hosting Fund:</i> Water Fund - CIP Projects-4180	<i>Type Class:</i> Water	<i>End Date:</i> 2024
<i>Element Listing:</i> Comm Svcs & Fac	<i>Area:</i> System Wide	<i>Status:</i> Active
<i>Classification:</i> Replacement	<i>Manager:</i> Davalos, Robert	<i>Const. Code:</i> Not Awarded

*Proj Desc:* This project will provide funding to replace the existing water main along Colorado Avenue generally bounded by Pelton Avenue to the South, South Avenue to the North, Roselawn Avenue to the East and Sutter Avenue to the West. The water line will be installed as a part of the Sutter Trunk realignment project which will install a 16" trunk line down Colorado Avenue. The existing water main along Colorado in this area is an old 4" undersized steel main which is prone to leaking and low pressures. The project will replace the existing system with City Standard water mains, valves and hydrants to improve system reliability, flows and pressures.

*Proj Stat:* Project was recently approved by Council in January 2019 with design beginning in FY 19/20. Construction expected to begin in FY 21/22.

Expenditures	Budget	Actual+Commit	Available	Prop. Inc./Dec. for 21-22	Budget+Prop. Inc./Dec.	Avail.+Prop. Inc./Dec.	22-23	23-24	24-25	25-26	Total Budgeted up to 2026
CA Construction Admin	60,000	614	59,386	100,000	160,000	159,386	0	0	0	0	160,000
CCF City Construct Force	25,000	0	25,000	0	25,000	25,000	0	0	0	0	25,000
CON Construction	600,000	0	600,000	1,000,000	1,600,000	1,600,000	0	0	0	0	1,600,000
CTGY-CIP Contingency - CIP	60,000	0	60,000	100,000	160,000	160,000	0	0	0	0	160,000
EDA Eng/Design/Admin	256,447	146,945	109,502	0	256,447	109,502	0	0	0	0	256,447
<b>Expenditure Totals:</b>	<b>1,001,447</b>	<b>147,559</b>	<b>853,888</b>	<b>1,200,000</b>	<b>2,201,447</b>	<b>2,053,888</b>	<b>0</b>	<b>0</b>	<b>0</b>	<b>0</b>	<b>2,201,447</b>

<b>Fund Balance Required</b>	Budget+Prop. Inc./Dec.	Available+Prop. Inc./Dec.
Water Fund - CIP Projects-4180	2,201,447	2,053,888



# City of Modesto

Project #: 101154

UTL -Sutter Avenue Strengthen & Replace Water Mains



**City of Modesto: 2022-26 Capital Improvement Program**

**UTL - Sutter Avenue Strengthen & Replace Water Mains**

**101154**

**Capital Un-sponsored**

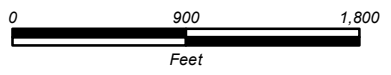
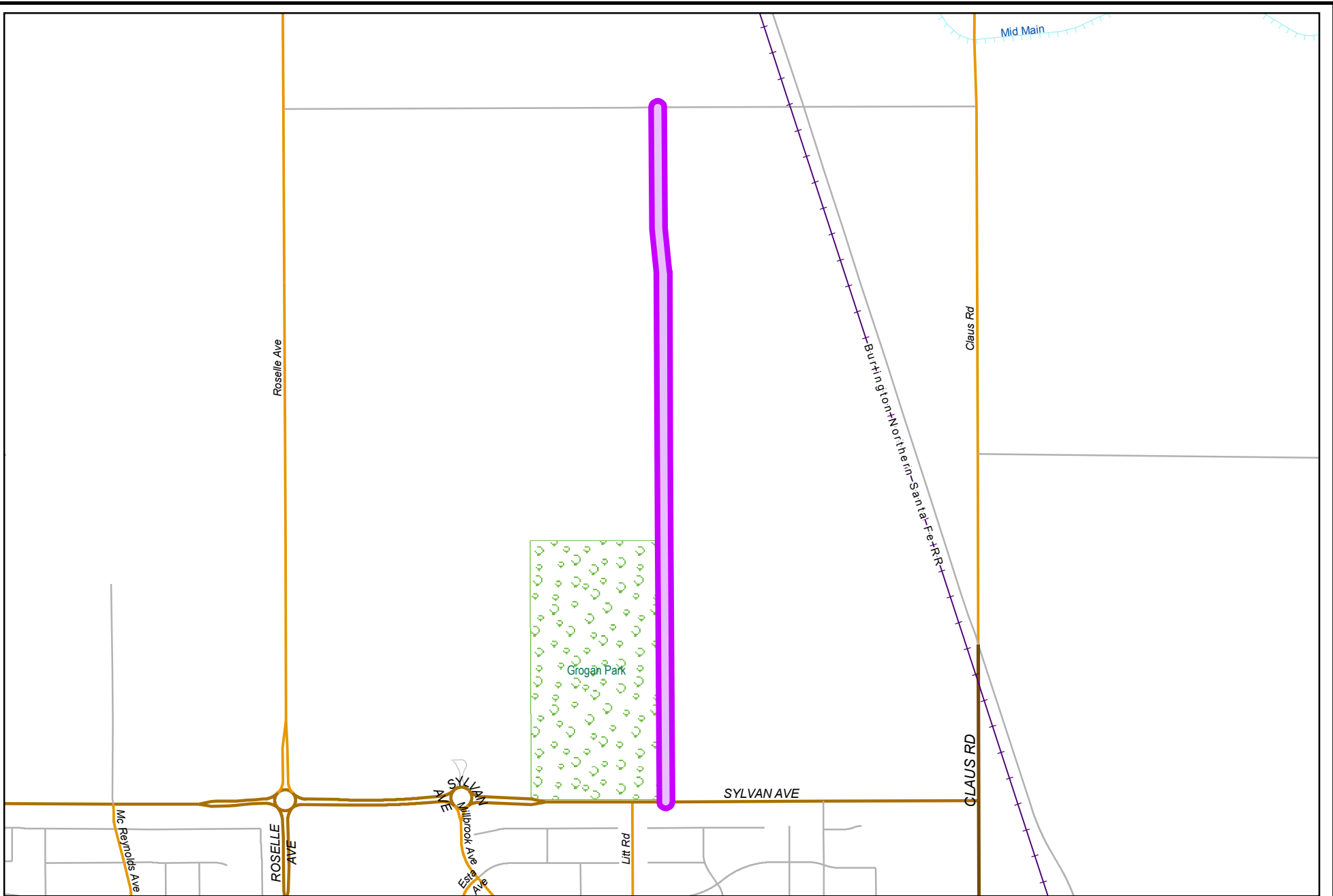
<i>Cost Center:</i> 49999	<i>Category:</i> Water	<i>Start Date:</i> 2019
<i>Hosting Fund:</i> Water Fund - CIP Projects-4180	<i>Type Class:</i> Water	<i>End Date:</i> 2023
<i>Element Listing:</i> Comm Svcs & Fac	<i>Area:</i> System Wide	<i>Status:</i> Active
<i>Classification:</i> Replacement	<i>Manager:</i> Davalos, Robert	<i>Const. Code:</i> Not Awarded

*Proj Desc:* This project will provide funding to replace approximately 3,747 LF of aged existing water mains within Stanislaus County generally bounded by Sunset Avenue on the East, Rouse Ave to the North, Sutter Ave on the West, and Pelton Avenue on the South. Existing water mains in this area are old, undersized steel mains which are prone to leaking and low pressures. This project will replace the existing system with City standard water mains, valves and hydrants to improve system reliability, flows and pressures. Project design will begin in early 2019, with construction anticipated to begin in late Winter 2019 / Spring 2020.

*Proj Stat:* Project design to begin in FY 19/20 with construction expected to begin in FY 22/23.

Expenditures	Budget	Actual+Commit	Available	Prop. Inc./Dec. for 21-22	Budget+Prop. Inc./Dec.	Avail.+Prop. Inc./Dec.	22-23	23-24	24-25	25-26	Total Budgeted up to 2026
CA Construction Admin	75,000	0	75,000	0	75,000	75,000	0	0	0	0	75,000
CCF City Construct Force	25,000	0	25,000	0	25,000	25,000	0	0	0	0	25,000
CON Construction	750,000	0	750,000	0	750,000	750,000	0	0	0	0	750,000
CTGY-CIP Contingency - CIP	75,000	0	75,000	0	75,000	75,000	0	0	0	0	75,000
EDA Eng/Design/Admin	160,000	131,817	28,183	0	160,000	28,183	0	0	0	0	160,000
<b>Expenditure Totals:</b>	<b>1,085,000</b>	<b>131,817</b>	<b>953,183</b>	<b>0</b>	<b>1,085,000</b>	<b>953,183</b>	<b>0</b>	<b>0</b>	<b>0</b>	<b>0</b>	<b>1,085,000</b>

<b>Fund Balance Required</b>	Budget+Prop. Inc./Dec.	Available+Prop. Inc./Dec.
Water Fund - CIP Projects-4180	1,085,000	953,183



**City of Modesto**

Project #: 101155

UTL - Litt Road Gas Extension



**City of Modesto: 2022-26 Capital Improvement Program**

**UTL - Litt Road Gas Extension (Suspended)**

**101155**

**Capital Un-sponsored**

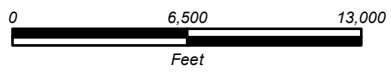
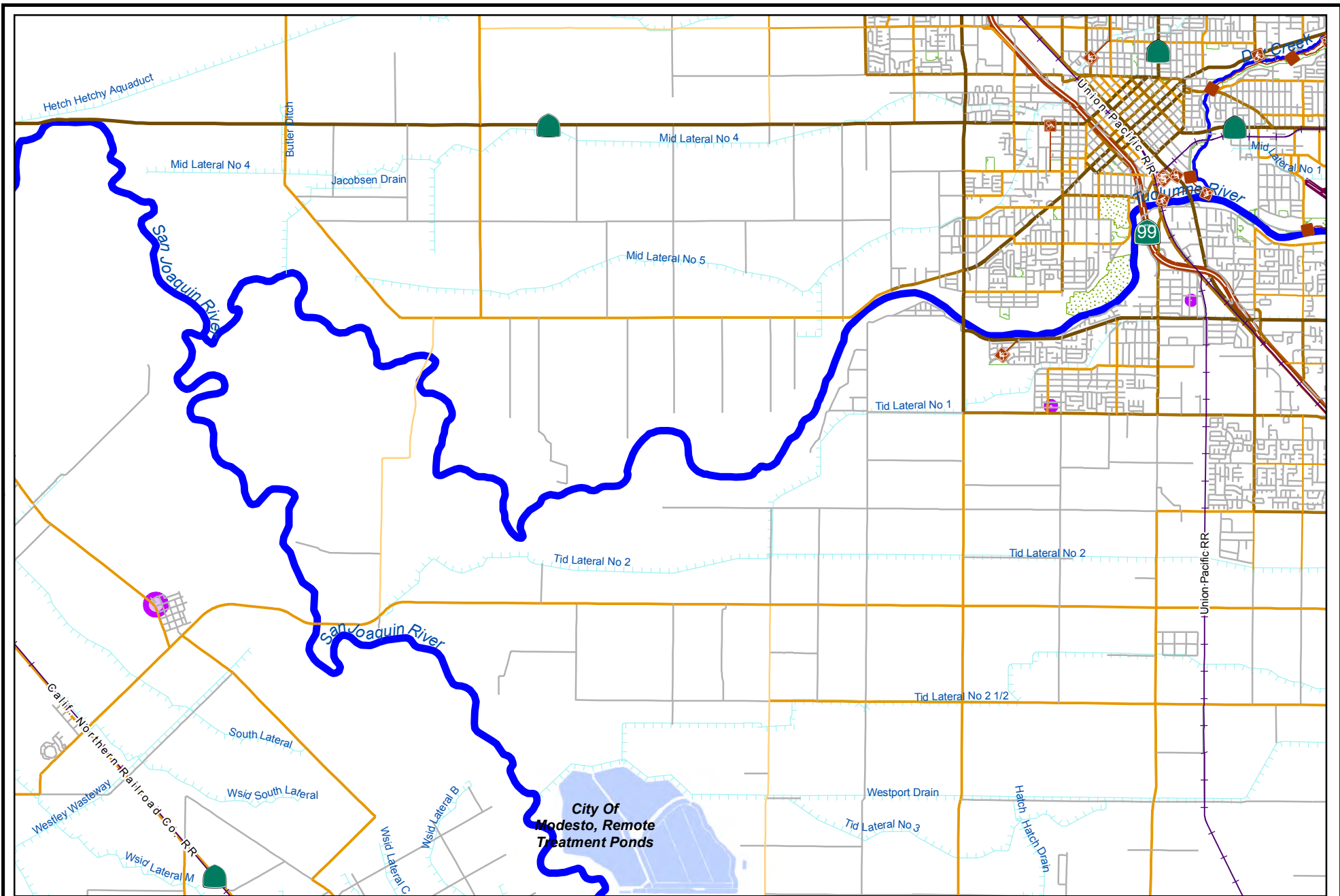
<i>Cost Center:</i> 49999	<i>Category:</i> Water	<i>Start Date:</i> 2019
<i>Hosting Fund:</i> Water Fund - CIP Projects-4180	<i>Type Class:</i> Water	<i>End Date:</i> 2024
<i>Element Listing:</i> Comm Svcs & Fac	<i>Area:</i> System Wide	<i>Status:</i> Active
<i>Classification:</i> Replacement	<i>Manager:</i> Davalos, Robert	<i>Const. Code:</i> New or Future

*Proj Desc:* A new 4" gas line will be installed approximately 3,300 lineal feet from Sylvan Avenue along Litt Road to serve the new Water Corporation Yard Project.

*Proj Stat:* Project design to begin in FY 19/20, construction expected in FY 21/22.

Expenditures	Budget	Actual+Commit	Available	Prop. Inc./Dec. for 21-22	Budget+Prop. Inc./Dec.	Avail.+Prop. Inc./Dec.	22-23	23-24	24-25	25-26	Total Budgeted up to 2026
CA Construction Admin	31,500	0	31,500	0	31,500	31,500	0	0	0	0	31,500
CCF City Construct Force	10,000	0	10,000	0	10,000	10,000	0	0	0	0	10,000
CON Construction	315,000	0	315,000	0	315,000	315,000	0	0	0	0	315,000
CTGY-CIP Contingency - CIP	31,500	0	31,500	0	31,500	31,500	0	0	0	0	31,500
EDA Eng/Design/Admin	50,000	3,016	46,984	0	50,000	46,984	0	0	0	0	50,000
<b>Expenditure Totals:</b>	<b>438,000</b>	<b>3,016</b>	<b>434,984</b>	<b>0</b>	<b>438,000</b>	<b>434,984</b>	<b>0</b>	<b>0</b>	<b>0</b>	<b>0</b>	<b>438,000</b>

Fund Balance Required	Budget+Prop. Inc./Dec.	Available+Prop. Inc./Dec.
Water Fund - CIP Projects-4180	438,000	434,984



# City of Modesto

Project #: 101205

UTL - Grayson Well 295 Salt Tank Platforms



**City of Modesto: 2022-26 Capital Improvement Program**

**UTL - Grayson Well 295 Salt Tank Platforms**

**101205**

**Capital Un-sponsored**

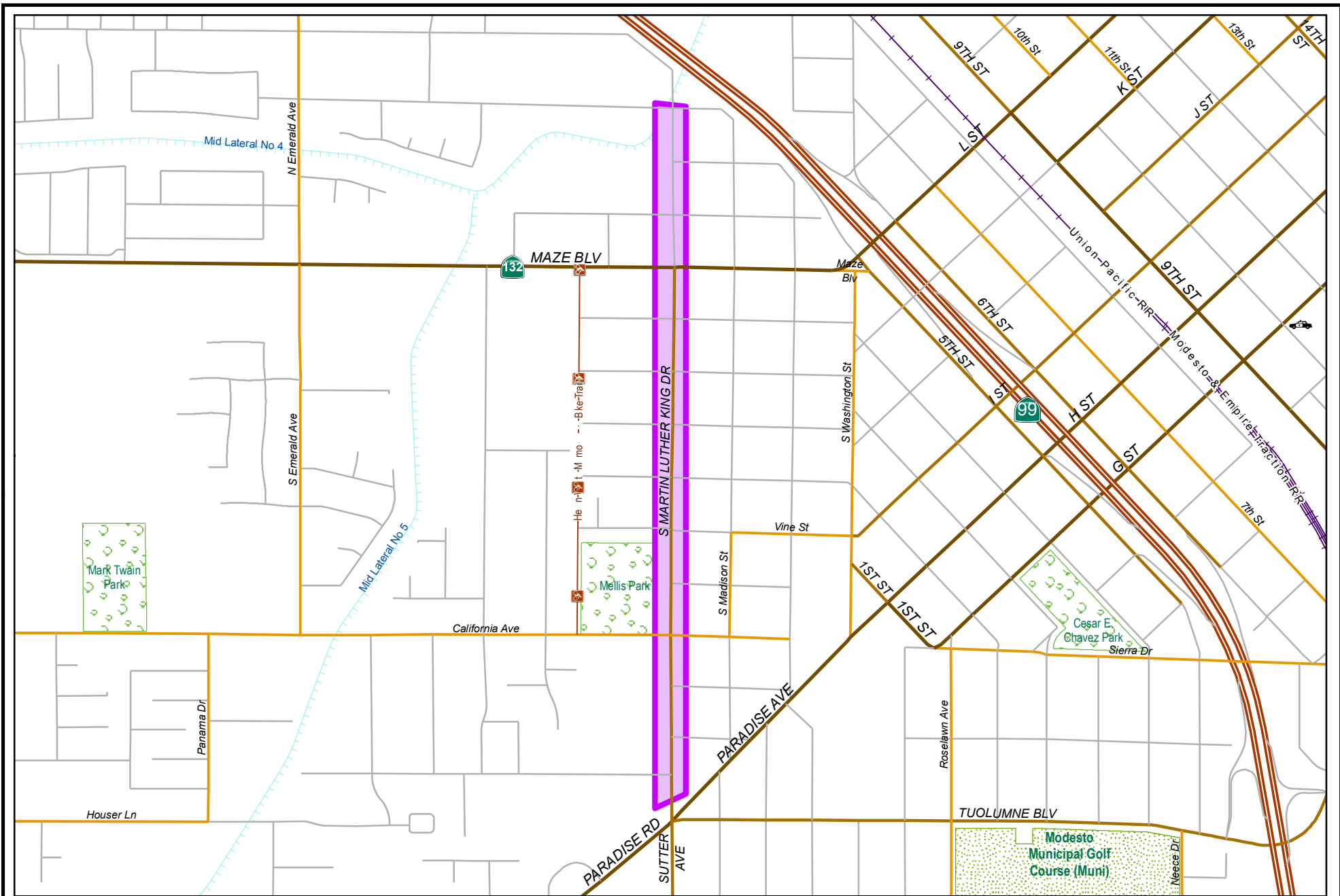
<i>Cost Center:</i> 49999	<i>Category:</i> Water	<i>Start Date:</i> 2019
<i>Hosting Fund:</i> Water Fund - CIP Projects-4180	<i>Type Class:</i> Water	<i>End Date:</i> 2022
<i>Element Listing:</i> Comm Svcs & Fac	<i>Area:</i> System Wide	<i>Status:</i> Active
<i>Classification:</i> Replacement	<i>Manager:</i> Davalos, Robert	<i>Const. Code:</i> To be Closed

*Proj Desc:* Well site 295 is equipped with an ion exchange water treatment system. The system utilizes a sodium brine soaked resin for the ion exchange process. The sodium brine is produced from salt stored in two polyethylene tanks which are regularly filled by City operations staff. When the salt levels run low, operators refill the tanks by using ladders to maneuver heavy, flexible hoses to the top of the tanks to reach access hatches. Once the hoses are in place, salt is pumped into the hatch openings. This current process of refilling the salt tanks is unsafe and time consuming. A permanent working platform is required where operators can safely stand and refill the tanks as needed. The project will fund the construction of new platforms for the salt tanks as Well 295 in Grayson.

*Proj Stat:* Project design completed in FY 18/19, construction completed in FY 19/20, project closeout in FY 20/21.

Expenditures	Budget	Actual+Commit	Available	Prop. Inc./Dec. for 21-22	Budget+Prop. Inc./Dec.	Avail.+Prop. Inc./Dec.	22-23	23-24	24-25	25-26	Total Budgeted up to 2026
CA Construction Admin	25,000	37,107	-12,107	0	25,000	-12,107	0	0	0	0	25,000
CCF City Construct Force	10,000	0	10,000	0	10,000	10,000	0	0	0	0	10,000
CON Construction	76,600	76,600	0	0	76,600	0	0	0	0	0	76,600
CTGY-CIP Contingency - CIP	15,000	999	14,001	0	15,000	14,001	0	0	0	0	15,000
EDA Eng/Design/Admin	25,000	21,235	3,765	0	25,000	3,765	0	0	0	0	25,000
<b>Expenditure Totals:</b>	<b>151,600</b>	<b>135,940</b>	<b>15,660</b>	<b>0</b>	<b>151,600</b>	<b>15,660</b>	<b>0</b>	<b>0</b>	<b>0</b>	<b>0</b>	<b>151,600</b>

<b>Fund Balance Required</b>	Budget+Prop. Inc./Dec.	Available+Prop. Inc./Dec.
Water Fund - CIP Projects-4180	151,600	15,660



# City of Modesto

Project #: 101209

CED - PFI - South MLK S&R



**City of Modesto: 2022-26 Capital Improvement Program**

**CED - PFI - South MLK S&R**

**101209**  
**Capital Un-sponsored**

<i>Cost Center:</i> 14999	<i>Category:</i> Water	<i>Start Date:</i>
<i>Hosting Fund:</i> Capital Grants - HUD CIP Projects-3170	<i>Type Class:</i> Water	<i>End Date:</i>
<i>Element Listing:</i> Comm Svcs & Fac	<i>Area:</i> System Wide	<i>Status:</i> New
<i>Classification:</i> Replacement	<i>Manager:</i> Davalos, Robert	<i>Const. Code:</i> New or Future

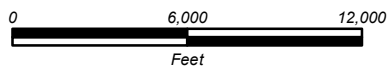
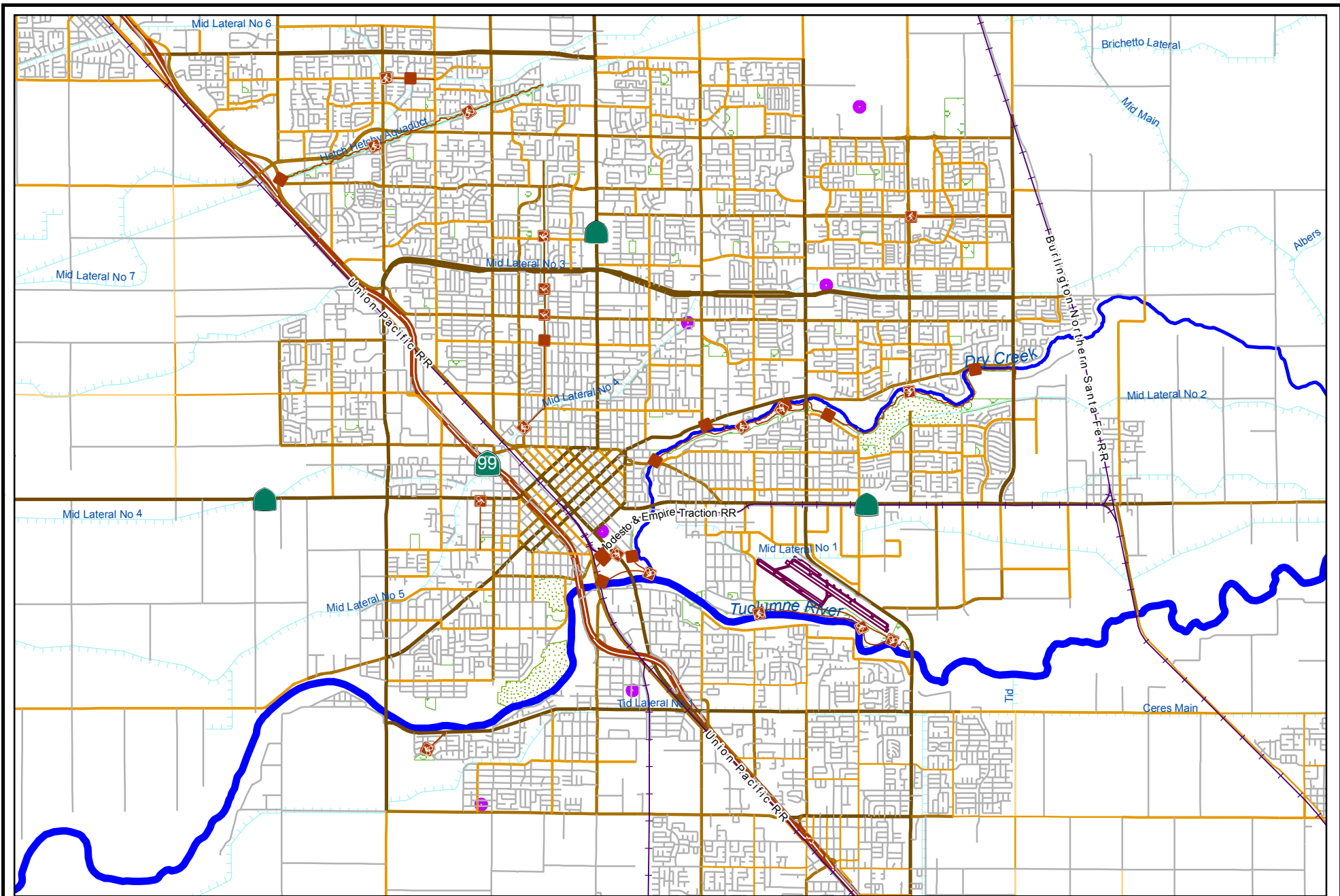
*Proj Desc:*

*Proj Stat:*

Revenues	Budget	Actuals+Commit	Available	Prop. Inc./Dec. for 21-22	Bud + Prop. Incr/Decr	Avail.+ Prop. Incr/Decr	22-23	23-24	24-25	25-26	Total Budgeted up to 2026
61130 Transfer In from Fund 1130	500,000	450,884	49,116	0	500,000	49,116	0	0	0	0	500,000
64100 Transfer In from Fund 4100	648,224	501,628	146,596	0	648,224	146,596	0	0	0	0	648,224
<b>Revenue Totals:</b>	<b>1,148,224</b>	<b>952,512</b>	<b>195,712</b>	<b>0</b>	<b>1,148,224</b>	<b>195,712</b>	<b>0</b>	<b>0</b>	<b>0</b>	<b>0</b>	<b>1,148,224</b>

Expenditures	Budget	Actual+Commit	Available	Prop. Inc./Dec. for 21-22	Budget+Prop. Inc./Dec.	Avail.+Prop. Inc./Dec.	22-23	23-24	24-25	25-26	Total Budgeted up to 2026
CA Construction Admin	86,550	55,819	30,731	0	86,550	30,731	0	0	0	0	86,550
CCF City Construct Force	25,000	4,441	20,559	0	25,000	20,559	0	0	0	0	25,000
CON Construction	415,504	415,504	0	0	415,504	0	0	0	0	0	415,504
CON 1335 (2019-20 CDBG) CON 1335(19-20 CDBG)	450,000	450,000	0	0	450,000	0	0	0	0	0	450,000
CTGY-CIP Contingency - CIP	86,550	7,951	78,599	0	86,550	78,599	0	0	0	0	86,550
EDA Eng/Design/Admin	34,620	17,966	16,654	0	34,620	16,654	0	0	0	0	34,620
EDA 1335 (2018-19 CDBG) EDA 1335(18-19 CDBG)	50,000	14,065	35,935	0	50,000	35,935	0	0	0	0	50,000
<b>Expenditure Totals:</b>	<b>1,148,224</b>	<b>965,746</b>	<b>182,478</b>	<b>0</b>	<b>1,148,224</b>	<b>182,478</b>	<b>0</b>	<b>0</b>	<b>0</b>	<b>0</b>	<b>1,148,224</b>

Fund Balance Required	Budget+Prop. Inc./Dec.	Available+Prop. Inc./Dec.
Capital Grants - HUD CIP Projects-3170	0	-13,234



# City of Modesto

Project #: 101210

UTL - Tank 5 Recoat & Repairs



**City of Modesto: 2022-26 Capital Improvement Program**

**UTL - Tank 5 Recoat & Repairs**

**101210**  
**Capital Un-sponsored**

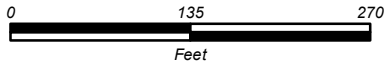

<i>Cost Center:</i> 49999	<i>Category:</i> Water	<i>Start Date:</i> 2019
<i>Hosting Fund:</i> Water Fund - CIP Projects-4180	<i>Type Class:</i> Water	<i>End Date:</i> 2023
<i>Element Listing:</i> Comm Svcs & Fac	<i>Area:</i> System Wide	<i>Status:</i> Active
<i>Classification:</i> Replacement	<i>Manager:</i> Davalos, Robert	<i>Const. Code:</i> Not Awarded

*Proj Desc:* This project will provide funding for removal and replacement of the existing interior and exterior coating (epoxy liner) of Tank 5 in order to prevent corrosion of the steel water tank walls. Based on a 2018 inspection report, minor repairs will be required on the interior and exterior of the tank. Other repairs to the tank include the exterior ladder, manways, vents and inlets and should there be items that have been damaged due to corrosion, other minor repairs will be made.

*Proj Stat:* Project design to begin in FY 19/20. Construction to begin in FY 21/22.

Expenditures	Budget	Actual+Commit	Available	Prop. Inc./Dec. for 21-22	Budget+Prop. Inc./Dec.	Avail.+Prop. Inc./Dec.	22-23	23-24	24-25	25-26	Total Budgeted up to 2026
CA Construction Admin	130,000	0	130,000	0	130,000	130,000	0	0	0	0	130,000
CCF City Construct Force	25,000	0	25,000	0	25,000	25,000	0	0	0	0	25,000
CON Construction	1,300,000	0	1,300,000	0	1,300,000	1,300,000	0	0	0	0	1,300,000
CTGY-CIP Contingency - CIP	130,000	0	130,000	0	130,000	130,000	0	0	0	0	130,000
EDA Eng/Design/Admin	100,000	19,224	80,776	0	100,000	80,776	0	0	0	0	100,000
<b>Expenditure Totals:</b>	<b>1,685,000</b>	<b>19,224</b>	<b>1,665,776</b>	<b>0</b>	<b>1,685,000</b>	<b>1,665,776</b>	<b>0</b>	<b>0</b>	<b>0</b>	<b>0</b>	<b>1,685,000</b>

<b>Fund Balance Required</b>	Budget+Prop. Inc./Dec.	Available+Prop. Inc./Dec.
Water Fund - CIP Projects-4180	1,685,000	1,665,776



**City of Modesto**

Project #: 101211

UTL - Tank 12 Recoat & Repairs



**City of Modesto: 2022-26 Capital Improvement Program**

**UTL - Tank 12 Recoat & Repairs**

**101211**

**Capital Un-sponsored**


<i>Cost Center:</i> 49999	<i>Category:</i> Water	<i>Start Date:</i> 2019
<i>Hosting Fund:</i> Water Fund - CIP Projects-4180	<i>Type Class:</i> Water	<i>End Date:</i> 2023
<i>Element Listing:</i> Comm Svcs & Fac	<i>Area:</i> System Wide	<i>Status:</i> Active
<i>Classification:</i> Replacement	<i>Manager:</i> Davalos, Robert	<i>Const. Code:</i> Not Awarded

*Proj Desc:* This project will provide funding for removal and replacement of the existing interior and exterior coating (epoxy liner) of Tank 12 in order to prevent corrosion of the steel water tank walls. Based on a 2018 inspection report, minor repairs will be required on the interior and exterior of the tank. Other repairs to the tanks include the exterior ladder, manways, vents, inlets and should there be items that have been damaged due to corrosion, other minor repairs will be made.

*Proj Stat:* Project design to begin in FY 19/20. Construction in FY 21/22.

Expenditures	Budget	Actual+Commit	Available	Prop. Inc./Dec. for 21-22	Budget+Prop. Inc./Dec.	Avail.+Prop. Inc./Dec.	22-23	23-24	24-25	25-26	Total Budgeted up to 2026
CA Construction Admin	324,500	2,336	322,164	-74,500	250,000	247,664	0	0	0	0	250,000
CCF City Construct Force	25,000	0	25,000	0	25,000	25,000	0	0	0	0	25,000
CON Construction	3,245,000	0	3,245,000	-745,000	2,500,000	2,500,000	0	0	0	0	2,500,000
CTGY-CIP Contingency - CIP	324,500	0	324,500	-74,500	250,000	250,000	0	0	0	0	250,000
EDA Eng/Design/Admin	200,000	37,742	162,258	0	200,000	162,258	0	0	0	0	200,000
<b>Expenditure Totals:</b>	<b>4,119,000</b>	<b>40,078</b>	<b>4,078,922</b>	<b>-894,000</b>	<b>3,225,000</b>	<b>3,184,922</b>	<b>0</b>	<b>0</b>	<b>0</b>	<b>0</b>	<b>3,225,000</b>

<b>Fund Balance Required</b>	Budget+Prop. Inc./Dec.	Available+Prop. Inc./Dec.
Water Fund - CIP Projects-4180	3,225,000	3,184,922



# City of Modesto

Project #: 101212

UTL - Riverdale Park Water System



**City of Modesto: 2022-26 Capital Improvement Program**

**UTL - Riverdale Park Water System**

**101212**  
**Capital Un-sponsored**

<i>Cost Center:</i> 49999	<i>Category:</i> Water	<i>Start Date:</i> 2019
<i>Hosting Fund:</i> Water Fund - CIP Projects-4180	<i>Type Class:</i> Water	<i>End Date:</i> 2024
<i>Element Listing:</i> Comm Svcs & Fac	<i>Area:</i> System Wide	<i>Status:</i> Active
<i>Classification:</i> Replacement	<i>Manager:</i> Davalos, Robert	<i>Const. Code:</i> New or Future

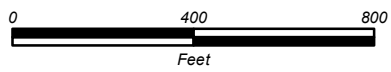
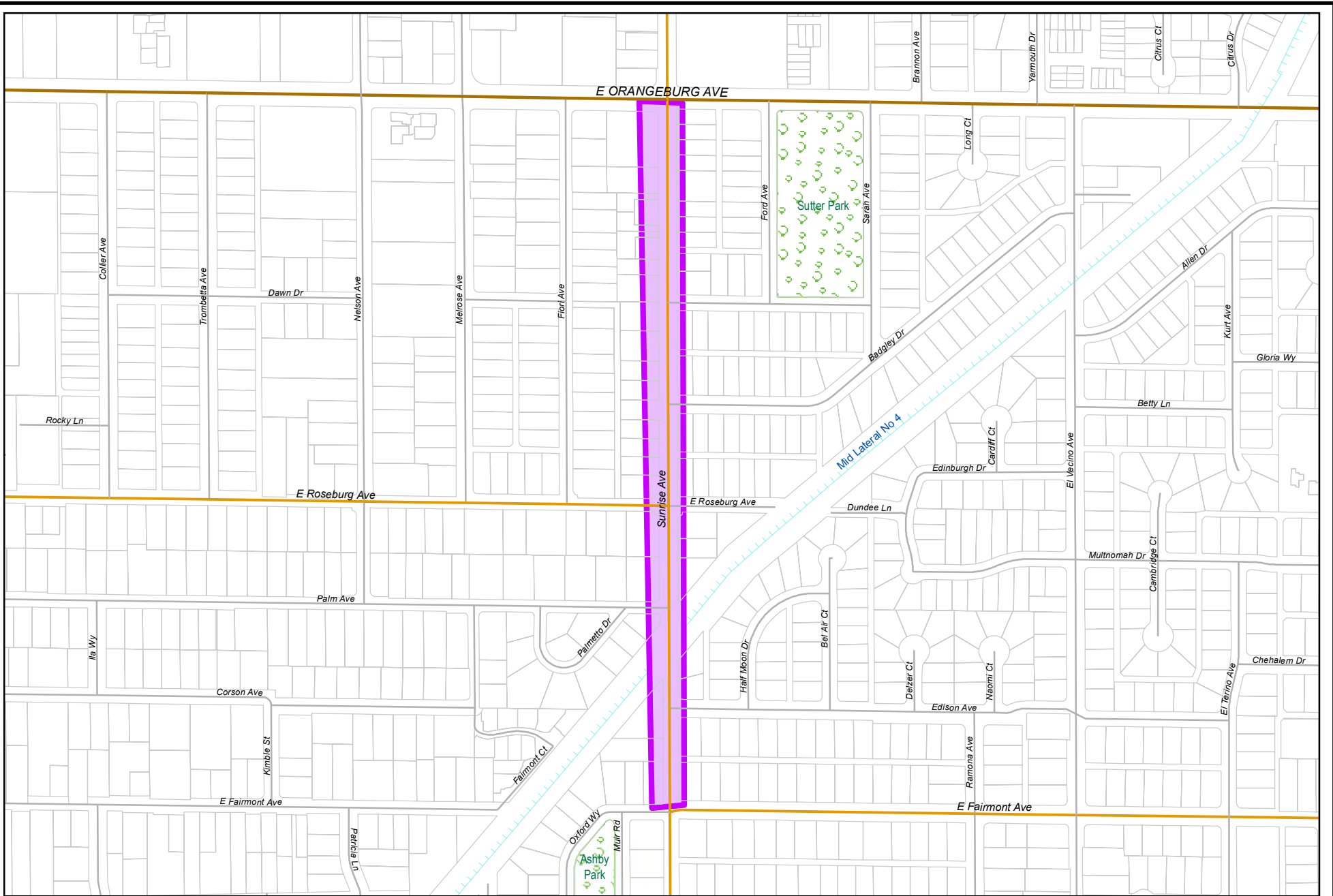
*Proj Desc:* The project will seek grant funds for the Riverdale Park Tract Community to improve the water system. The Riverdale Park Tract Community consists of 178 developed parcels located on the south side of the Tuolumne River west of Carpenter Rd and north of W Hatch Rd. Staff is coordinating with Self Help Enterprises to work with the State of California for SRF Grant funding to pay for all necessary water system improvements. The Riverdale water system is an isolated system whose well has had Uranium contaminant concerns which have on occasion exceeded the maximum containment level (MCL).

City staff initiated a hydraulic modeling effort to identify the specific improvements that would be needed to serve Riverdale to meet the City's buildout expectation. Improvements include upsizing the existing water main in W Hatch Rd, west of Carpenter Rd to a 12", and all 4" and 6" mains within the Riverdale service area to an 8". Other water assets also would be brought up to City standards including residential services, valves and hydrants. The State is agreeing to provide SRF grant funding to pay for all the necessary water system improvements. The CIP will provide funding for staff to manage and coordinate with Self Help Enterprises, the design consultant and the State of California.

*Proj Stat:* Design to begin in FY 19/20 with CEQA and Grant Application to be completed in late Summer 2020. Construction to be led by the City of Modesto and is anticipated to begin in FY 21/22.

Expenditures	Budget	Actual+Commit	Available	Prop. Inc./Dec. for 21-22	Budget+Prop. Inc./Dec.	Avail.+Prop. Inc./Dec.	22-23	23-24	24-25	25-26	Total Budgeted up to 2026
CA Construction Admin	60,000	0	60,000	0	60,000	60,000	0	0	0	0	60,000
CCF City Construct Force	10,000	0	10,000	0	10,000	10,000	0	0	0	0	10,000
EDA Eng/Design/Admin	100,000	18,784	81,216	0	100,000	81,216	0	0	0	0	100,000
<b>Expenditure Totals:</b>	<b>170,000</b>	<b>18,784</b>	<b>151,216</b>	<b>0</b>	<b>170,000</b>	<b>151,216</b>	<b>0</b>	<b>0</b>	<b>0</b>	<b>0</b>	<b>170,000</b>

<b>Fund Balance Required</b>	Budget+Prop. Inc./Dec.	Available+Prop. Inc./Dec.
Water Fund - CIP Projects-4180	170,000	151,216



**City of Modesto**

Project #: 101213

UTL - Sunrise Water Mains



**City of Modesto: 2022-26 Capital Improvement Program**

**UTL - Sunrise Water Mains**

**101213**  
**Capital Un-sponsored**

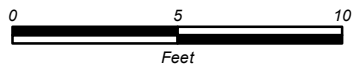

<i>Cost Center:</i> 49999	<i>Category:</i> Water	<i>Start Date:</i> 2019
<i>Hosting Fund:</i> Water Fund - CIP Projects-4180	<i>Type Class:</i> Water	<i>End Date:</i> 2022
<i>Element Listing:</i> Comm Svcs & Fac	<i>Area:</i> System Wide	<i>Status:</i> Active
<i>Classification:</i> Replacement	<i>Manager:</i> Davalos, Robert	<i>Const. Code:</i> Not Awarded

*Proj Desc:* The project will rehabilitate the water main on Sunrise Ave from Fairmont Ave to E Orangeburg Ave. The water main on Sunrise is old steel and undersized which is prone to leaks and low pressure. The project will replace the existing system with City Standard water mains, valves and hydrants to improve system reliability, flows and pressure.

*Proj Stat:* Project design to begin in FY 19/20 with construction anticipated in FY 21/22.

Expenditures	Budget	Actual+Commit	Available	Prop. Inc./Dec. for 21-22	Budget+Prop. Inc./Dec.	Avail.+Prop. Inc./Dec.	22-23	23-24	24-25	25-26	Total Budgeted up to 2026
CA Construction Admin	85,000	0	85,000	15,000	100,000	100,000	0	0	0	0	100,000
CCF City Construct Force	50,000	0	50,000	0	50,000	50,000	0	0	0	0	50,000
CON Construction	850,000	0	850,000	150,000	1,000,000	1,000,000	0	0	0	0	1,000,000
CTGY-CIP Contingency - CIP	85,000	0	85,000	15,000	100,000	100,000	0	0	0	0	100,000
EDA Eng/Design/Admin	85,000	23,956	61,044	0	85,000	61,044	0	0	0	0	85,000
LA Land Acquisition	0	0	0	25,000	25,000	25,000	0	0	0	0	25,000
<b>Expenditure Totals:</b>	<b>1,155,000</b>	<b>23,956</b>	<b>1,131,044</b>	<b>205,000</b>	<b>1,360,000</b>	<b>1,336,044</b>	<b>0</b>	<b>0</b>	<b>0</b>	<b>0</b>	<b>1,360,000</b>

<b>Fund Balance Required</b>	Budget+Prop. Inc./Dec.	Available+Prop. Inc./Dec.
Water Fund - CIP Projects-4180	1,360,000	1,336,044



**City of Modesto**

Project #: 101228

UTL- Kansas Avenue 12-inch water main upgrade



**City of Modesto: 2022-26 Capital Improvement Program**

**UTL - Kansas Avenue 12-Inch Water Main Upgrade**

**101228**

**Capital Un-sponsored**

<i>Cost Center:</i> 49999	<i>Category:</i> Water	<i>Start Date:</i> 2019
<i>Hosting Fund:</i> Water Fund - CIP Projects-4180	<i>Type Class:</i> Water	<i>End Date:</i> 2022
<i>Element Listing:</i> Comm Svcs & Fac	<i>Area:</i> System Wide	<i>Status:</i> Active
<i>Classification:</i> Replacement	<i>Manager:</i> Davalos, Robert	<i>Const. Code:</i> Construction Completed

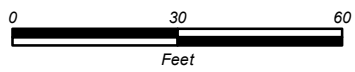
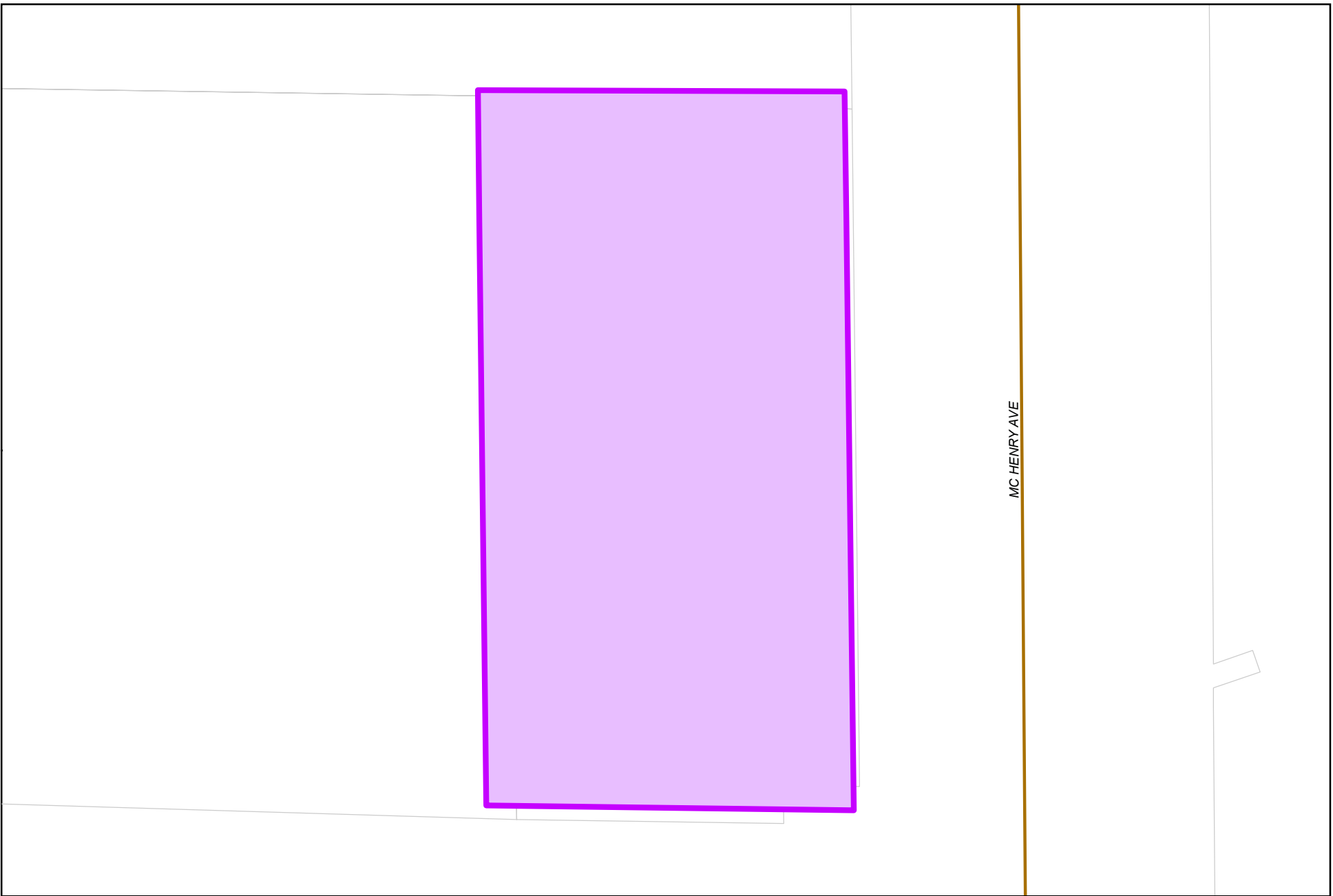
*Proj Desc:*

*Proj Stat:*

Revenues	Budget	Actuals+Commit	Available	Prop. Inc./Dec. for 21-22	Bud + Prop. Incr/Decr	Avail.+ Prop. Incr/Decr	22-23	23-24	24-25	25-26	Total Budgeted up to 2026
61130 Transfer In from Fund 1130	148,500	0	148,500	0	148,500	148,500	0	0	0	0	148,500
Revenue Totals:	148,500	0	148,500	0	148,500	148,500	0	0	0	0	148,500

Expenditures	Budget	Actual+Commit	Available	Prop. Inc./Dec. for 21-22	Budget+Prop. Inc./Dec.	Avail.+Prop. Inc./Dec.	22-23	23-24	24-25	25-26	Total Budgeted up to 2026
CA Construction Admin	107,809	106,871	938	0	107,809	938	0	0	0	0	107,809
CA-1358-(2019-20 CDBG)	1,916	0	1,916	0	1,916	1,916	0	0	0	0	1,916
CCF City Construct Force	25,000	6,612	18,388	0	25,000	18,388	0	0	0	0	25,000
CON Construction	638,916	638,916	0	0	638,916	0	0	0	0	0	638,916
CTGY-1358-(2019-20 CDBG) Contingency - CDBG	136,584	104,455	32,129	0	136,584	32,129	0	0	0	0	136,584
CTGY-CIP Contingency - CIP	127,783	0	127,783	0	127,783	127,783	0	0	0	0	127,783
EDA Eng/Design/Admin	50,557	28,975	21,582	0	50,557	21,582	0	0	0	0	50,557
EDA-1358-(2019-20 CDBG) Eng/Design/Admin	10,000	19	9,981	0	10,000	9,981	0	0	0	0	10,000
Expenditure Totals:	1,098,565	885,848	212,717	0	1,098,565	212,717	0	0	0	0	1,098,565

Fund Balance Required	Budget+Prop. Inc./Dec.	Available+Prop. Inc./Dec.
Water Fund - CIP Projects-4180	950,065	64,217



**City of Modesto**

Project #: 101267

UTL - Del Rio Well 70 Landscaping



**City of Modesto: 2022-26 Capital Improvement Program**

**UTL - Del Rio Well 70 Landscaping**

**101267**  
**Capital Un-sponsored**

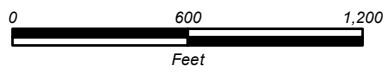
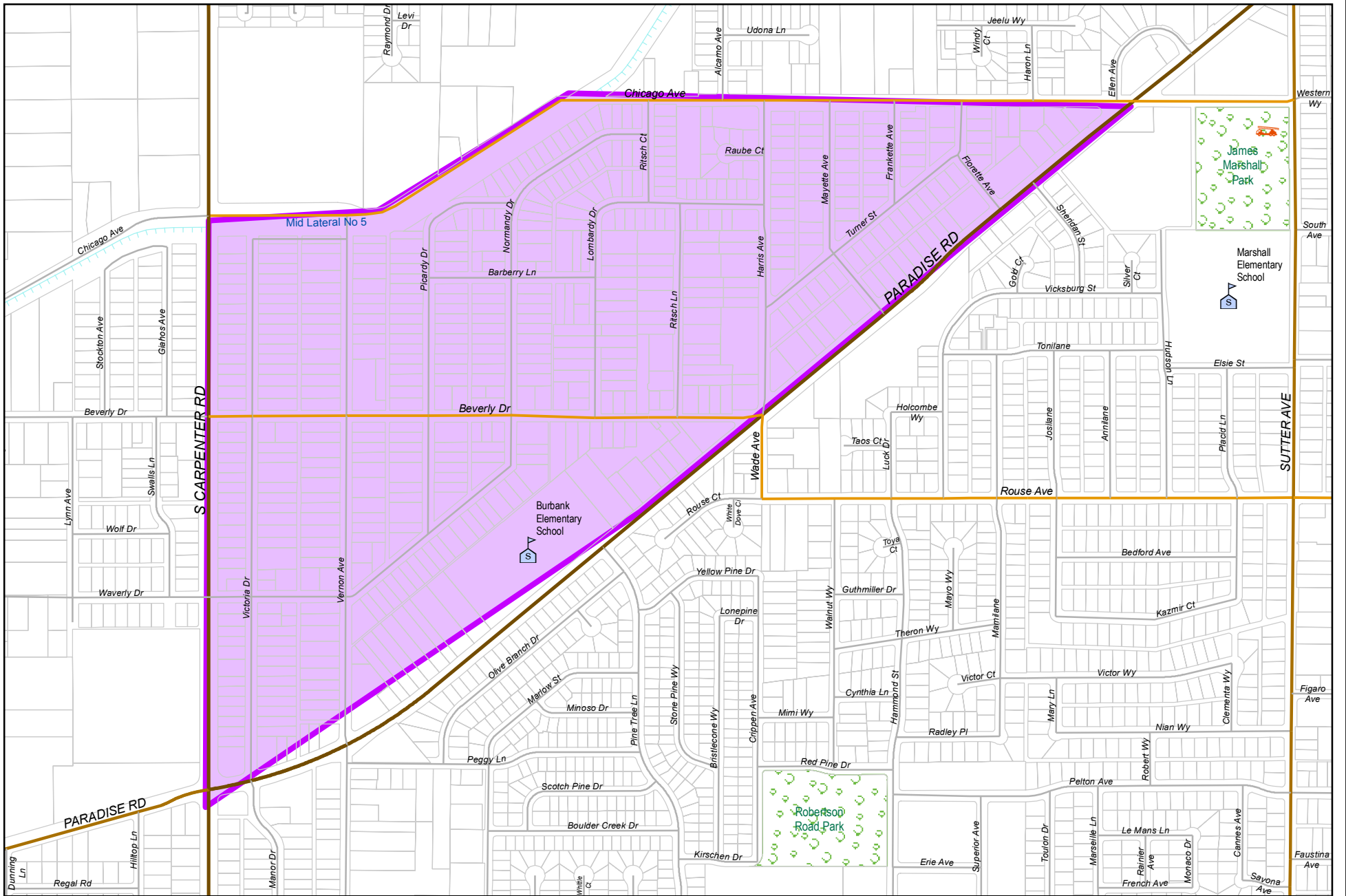
<i>Cost Center:</i> 49999	<i>Category:</i> Water	<i>Start Date:</i> 2020
<i>Hosting Fund:</i> Water Fund - CIP Projects-4180	<i>Type Class:</i> CFD Landscaping	<i>End Date:</i> 2022
<i>Element Listing:</i> Comm Svcs & Fac	<i>Area:</i> System Wide	<i>Status:</i> New
<i>Classification:</i> Improvements	<i>Manager:</i> Davalos, Robert	<i>Const. Code:</i> Not Awarded

*Proj Desc:* This project will install landscaping improvements at the Del Rio Well 70 site to meet the state storm drain runoff and rainfall capture requirements.

*Proj Stat:* Design is anticipated to be complete in FY 20/21 & Construction in FY 21/22

Expenditures	Budget	Actual+Commit	Available	Prop. Inc./Dec. for 21-22	Budget+Prop. Inc./Dec.	Avail.+Prop. Inc./Dec.	22-23	23-24	24-25	25-26	Total Budgeted up to 2026
CA Construction Admin	15,000	0	15,000	0	15,000	15,000	0	0	0	0	15,000
CCF City Construct Force	10,000	0	10,000	0	10,000	10,000	0	0	0	0	10,000
CON Construction	150,000	0	150,000	0	150,000	150,000	0	0	0	0	150,000
CTGY-CIP Contingency - CIP	25,000	0	25,000	0	25,000	25,000	0	0	0	0	25,000
EDA Eng/Design/Admin	40,000	15,272	24,728	0	40,000	24,728	0	0	0	0	40,000
<b>Expenditure Totals:</b>	<b>240,000</b>	<b>15,272</b>	<b>224,728</b>	<b>0</b>	<b>240,000</b>	<b>224,728</b>	<b>0</b>	<b>0</b>	<b>0</b>	<b>0</b>	<b>240,000</b>

<b>Fund Balance Required</b>	Budget+Prop. Inc./Dec.	Available+Prop. Inc./Dec.
Water Fund - CIP Projects-4180	240,000	224,728



# City of Modesto

Project #: 101285

UTL - Chicago-Paradise Strengthen & Replace Water Mains



**City of Modesto: 2022-26 Capital Improvement Program**

**UTL - Chicago-Paradise Strengthen & Replace Water Mains**

**101285**

**Capital Un-sponsored**

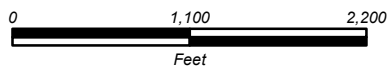
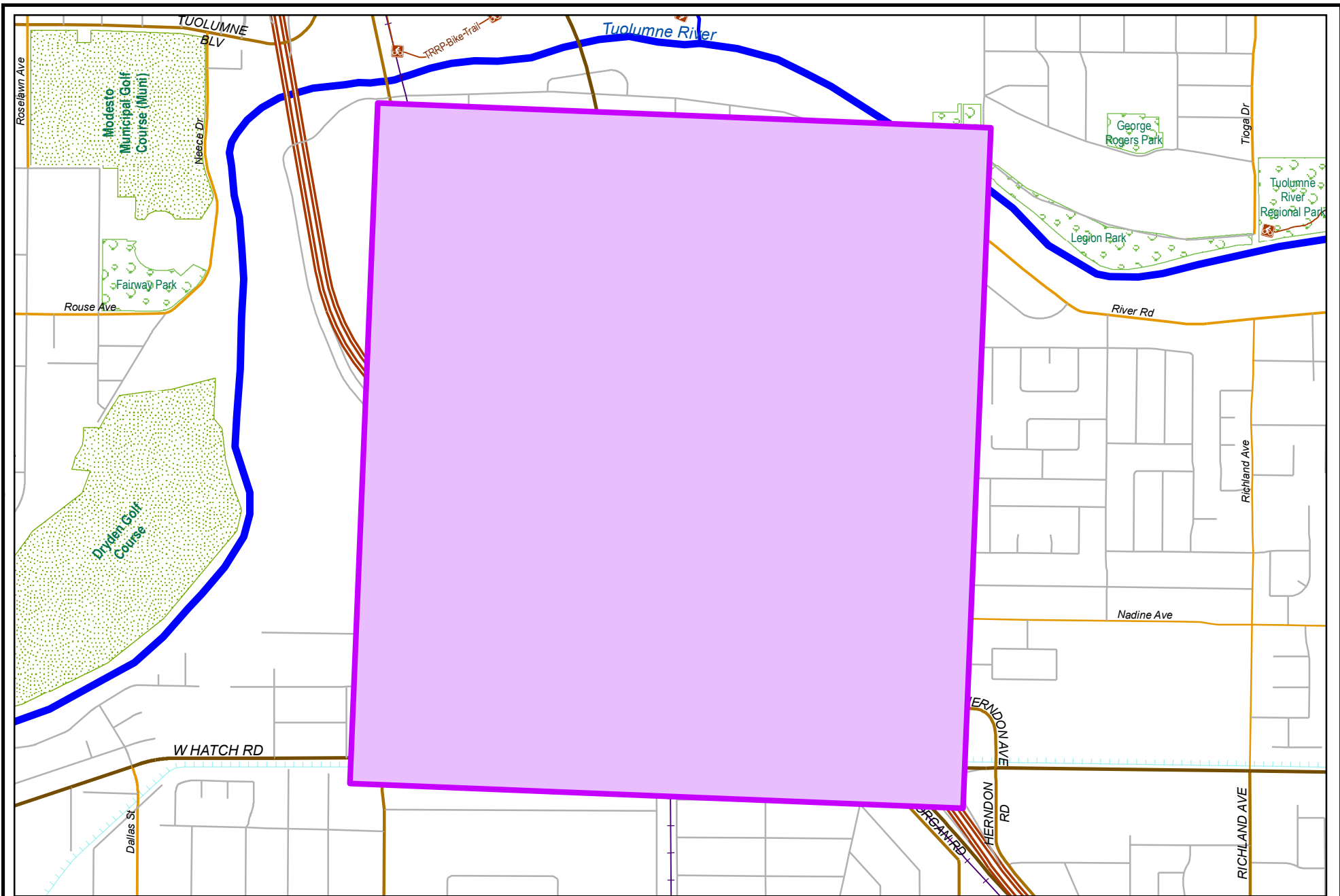
<i>Cost Center:</i> 49999	<i>Category:</i> Water	<i>Start Date:</i> 2020
<i>Hosting Fund:</i> Water Fund - CIP Projects-4180	<i>Type Class:</i> Water	<i>End Date:</i> 2025
<i>Element Listing:</i> Comm Svcs & Fac	<i>Area:</i> System Wide	<i>Status:</i> New
<i>Classification:</i> Replacement	<i>Manager:</i> Davalos, Robert	<i>Const. Code:</i> Not Awarded

*Proj Desc:* The project will rehabilitate over 30,000 LF of water mains in an area bounded by Carpenter Rd, Chicago Ave and Paradise Rd. The water mains are old, steel and undersized and are prone to leaks and low pressure. The project will replace the existing systems with City standard water mains, valves and hydrants to improve system reliability, flows and pressures. Not a part of this project, the County will install sewer to the same area where coordination between the City and County will be required.

*Proj Stat:* Project being developed to determine phasing of project area. First phase anticipated to begin design in FY 21/22.

Expenditures	Budget	Actual+Commit	Available	Prop. Inc./Dec. for 21-22	Budget+Prop. Inc./Dec.	Avail.+Prop. Inc./Dec.	22-23	23-24	24-25	25-26	Total Budgeted up to 2026
CCF City Construct Force	50,000	0	50,000	0	50,000	50,000	0	0	0	0	50,000
EDA Eng/Design/Admin	500,000	59	499,941	0	500,000	499,941	0	0	0	0	500,000
ENV CIP - Environmental	25,000	0	25,000	0	25,000	25,000	0	0	0	0	25,000
<b>Expenditure Totals:</b>	<b>575,000</b>	<b>59</b>	<b>574,941</b>	<b>0</b>	<b>575,000</b>	<b>574,941</b>	<b>0</b>	<b>0</b>	<b>0</b>	<b>0</b>	<b>575,000</b>

<b>Fund Balance Required</b>	Budget+Prop. Inc./Dec.	Available+Prop. Inc./Dec.
Water Fund - CIP Projects-4180	575,000	574,941



# City of Modesto

Project #: 101286

UTL - Bystrom Strengthen & Replace Water Mains



**City of Modesto: 2022-26 Capital Improvement Program**

**UTL - Bystrom Strengthen & Replace Water Mains**

**101286**

**Capital Un-sponsored**

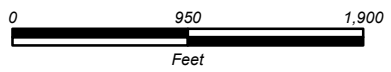
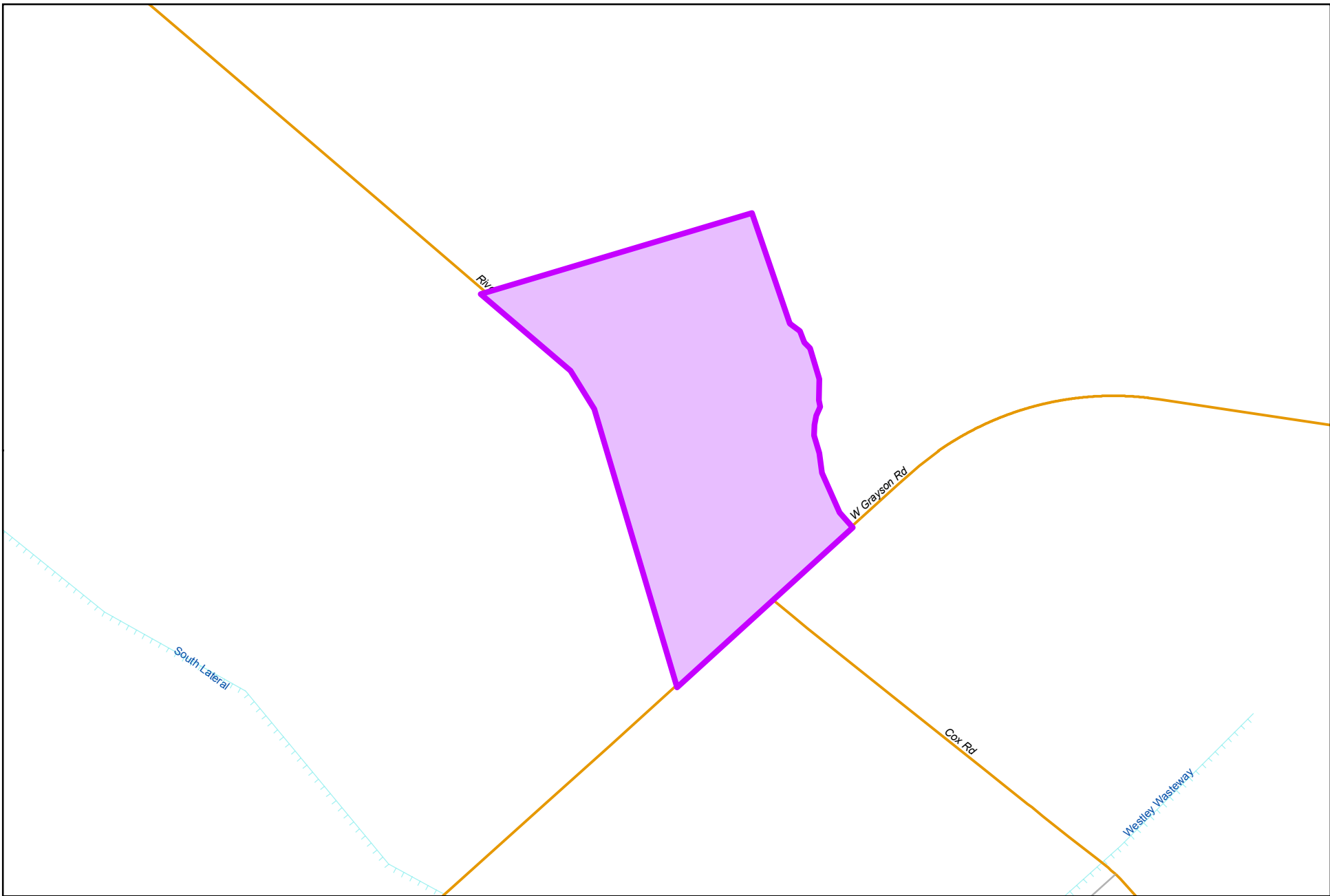
<i>Cost Center:</i> 49999	<i>Category:</i> Water	<i>Start Date:</i> 2020
<i>Hosting Fund:</i> Water Fund - CIP Projects-4180	<i>Type Class:</i> Water	<i>End Date:</i> 2024
<i>Element Listing:</i> Comm Svcs & Fac	<i>Area:</i> System Wide	<i>Status:</i> New
<i>Classification:</i> Replacement	<i>Manager:</i> Davalos, Robert	<i>Const. Code:</i> Not Awarded

*Proj Desc:* The project will rehabilitate the water mains off of Bystrom Rd. The water mains in the Bystrom Rd Neighborhood are old, steel and undersized which are prone to leaks and low pressure. The project will replace the existing system with City standard water mains, valves and hydrants to improve system reliability, flows and pressures. The project is bounded by Bystrom Rd to the west, Pecos to the north, Musick to the east and Hatch Rd to the south.

*Proj Stat:* Design to begin in FY 20/21 & construction in FY 22/23.

Expenditures	Budget	Actual+Commit	Available	Prop. Inc./Dec. for 21-22	Budget+Prop. Inc./Dec.	Avail.+Prop. Inc./Dec.	22-23	23-24	24-25	25-26	Total Budgeted up to 2026
CA Construction Admin	250,000	0	250,000	0	250,000	250,000	0	0	0	0	250,000
CCF City Construct Force	50,000	0	50,000	0	50,000	50,000	0	0	0	0	50,000
CON Construction	2,500,000	0	2,500,000	0	2,500,000	2,500,000	0	0	0	0	2,500,000
CTGY-CIP Contingency - CIP	250,000	0	250,000	0	250,000	250,000	0	0	0	0	250,000
EDA Eng/Design/Admin	150,000	1,715	148,285	0	150,000	148,285	0	0	0	0	150,000
<b>Expenditure Totals:</b>	<b>3,200,000</b>	<b>1,715</b>	<b>3,198,285</b>	<b>0</b>	<b>3,200,000</b>	<b>3,198,285</b>	<b>0</b>	<b>0</b>	<b>0</b>	<b>0</b>	<b>3,200,000</b>

<b>Fund Balance Required</b>	Budget+Prop. Inc./Dec.	Available+Prop. Inc./Dec.
Water Fund - CIP Projects-4180	3,200,000	3,198,285



# City of Modesto

Project #: 101287

UTL - Grayson Strengthen & Replace Water Mains



**City of Modesto: 2022-26 Capital Improvement Program**

**UTL - Grayson Strengthen & Replace Water Mains**

**101287**

**Capital Un-sponsored**

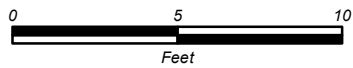

<i>Cost Center:</i> 49999	<i>Category:</i> Water	<i>Start Date:</i> 2020
<i>Hosting Fund:</i> Water Fund - CIP Projects-4180	<i>Type Class:</i> Water	<i>End Date:</i> 2023
<i>Element Listing:</i> Comm Svcs & Fac	<i>Area:</i> System Wide	<i>Status:</i> New
<i>Classification:</i> Replacement	<i>Manager:</i> Davalos, Robert	<i>Const. Code:</i> Not Awarded

*Proj Desc:* The project will rehabilitate the water mains in the town of Grayson. The water mains bounded by Mary St to the south, River Rd to the west, Minnie St to the north and Charles St to the east. The existing mains are old, steel and undersized which are prone to leaks and low pressure. The project will replace the existing system with City standard water mains, valves and hydrants to improve system reliability, flows and pressures.

*Proj Stat:* Project currently in design.

Expenditures	Budget	Actual+Commit	Available	Prop. Inc./Dec. for 21-22	Budget+Prop. Inc./Dec.	Avail.+Prop. Inc./Dec.	22-23	23-24	24-25	25-26	Total Budgeted up to 2026
CA Construction Admin	150,000	0	150,000	30,000	180,000	180,000	0	0	0	0	180,000
CCF City Construct Force	50,000	0	50,000	0	50,000	50,000	0	0	0	0	50,000
CON Construction	1,500,000	0	1,500,000	300,000	1,800,000	1,800,000	0	0	0	0	1,800,000
CTGY-CIP Contingency - CIP	150,000	0	150,000	30,000	180,000	180,000	0	0	0	0	180,000
EDA Eng/Design/Admin	150,000	7,551	142,449	0	150,000	142,449	0	0	0	0	150,000
<b>Expenditure Totals:</b>	<b>2,000,000</b>	<b>7,551</b>	<b>1,992,449</b>	<b>360,000</b>	<b>2,360,000</b>	<b>2,352,449</b>	<b>0</b>	<b>0</b>	<b>0</b>	<b>0</b>	<b>2,360,000</b>

<b>Fund Balance Required</b>	Budget+Prop. Inc./Dec.	Available+Prop Inc./Dec.
Water Fund - CIP Projects-4180	2,360,000	2,352,449



**City of Modesto**

Project #: 101292

UTL - SCADA System Replacement



**City of Modesto: 2022-26 Capital Improvement Program**

**UTL - SCADA System Replacement**

**101292**

**Capital Un-sponsored**

<i>Cost Center:</i> 49999	<i>Category:</i> Water	<i>Start Date:</i> 2019
<i>Hosting Fund:</i> Water Fund - CIP Projects-4180	<i>Type Class:</i> Water	<i>End Date:</i> 2025
<i>Element Listing:</i> Comm Svcs & Fac	<i>Area:</i> System Wide	<i>Status:</i> Active
<i>Classification:</i> Replacement	<i>Manager:</i> Franco, Jesse	<i>Const. Code:</i> New or Future

*Proj Desc:* The City uses a Supervisory Control and Data Acquisition (SCADA) System to operate over 200 water, wastewater, and storm drain facilities (including groundwater wells, tanks, wastewater treatment plant equipment, and lift stations). The SCADA System is comprised of computer hardware, software and a telemetry system that is critical in controlling and delivering a safe drinking water supply to customers and helps in controlling the conveyance and treatment of the City's wastewater. This project will replace the Utilities SCADA System. The project delivery method for this project will be Design-Build (DB).

*Proj Stat:* Three DB teams have been prequalified to receive the request for proposal. It is anticipated that a DB team will be selected by end of FY 20-21 with the project beginning in FY 21-22.

Expenditures	Budget	Actual+Commit	Available	Prop. Inc./Dec. for 21-22	Budget+Prop. Inc./Dec.	Avail.+Prop. Inc./Dec.	22-23	23-24	24-25	25-26	Total Budgeted up to 2026
EDA Eng/Design/Admin	2,240,544	1,948,553	291,991	0	2,240,544	291,991	0	0	0	0	2,240,544
<b>Expenditure Totals:</b>	<b>2,240,544</b>	<b>1,948,553</b>	<b>291,991</b>	<b>0</b>	<b>2,240,544</b>	<b>291,991</b>	<b>0</b>	<b>0</b>	<b>0</b>	<b>0</b>	<b>2,240,544</b>

<b>Fund Balance Required</b>	Budget+Prop. Inc./Dec.	Available+Prop. Inc./Dec.
Water Fund - CIP Projects-4180	2,240,544	291,991