MODESTO CALIFORNIA	**CITY OF MODESTO** **PLANNING COMMISSION & FINANCE COMMITTEE AGENDA REPORT**	**DATE OF MEETING:** May 20, 2013

Date: April 23, 2013

TO: Planning Commission & Finance Committee Members

THROUGH: Greg Nyhoff, City Manager

FROM: Gloriette Genereux, Director of Finance

SUBJECT: Fiscal Year 2013-14 Capital Improvement Program

CONTACT: Steve Christensen, Budget and Financial Analysis Manager, schristensen@modestogov.com, 209-577-5390

DESCRIPTION:
Consider adopting the attached resolution finding that 1) all new and active projects within the Capital Improvement Program (CIP) budget for Fiscal Year (FY) 2013-14 are in conformance with the Modesto Urban Area General Plan and 2) that the Finance Committee recommend to City Council approval of the FY 2013-14 CIP Budget. (Funding Source: Various Funds)

FISCAL IMPACT:
The CIP budget for FY 2013-14 includes funding from a variety of funding sources. This information is provided in the detail pages of the CIP Budget document as part of this report.

There are 179 projects in the City's Capital Improvement Program funding primarily in the project areas of water, wastewater, and traffic.

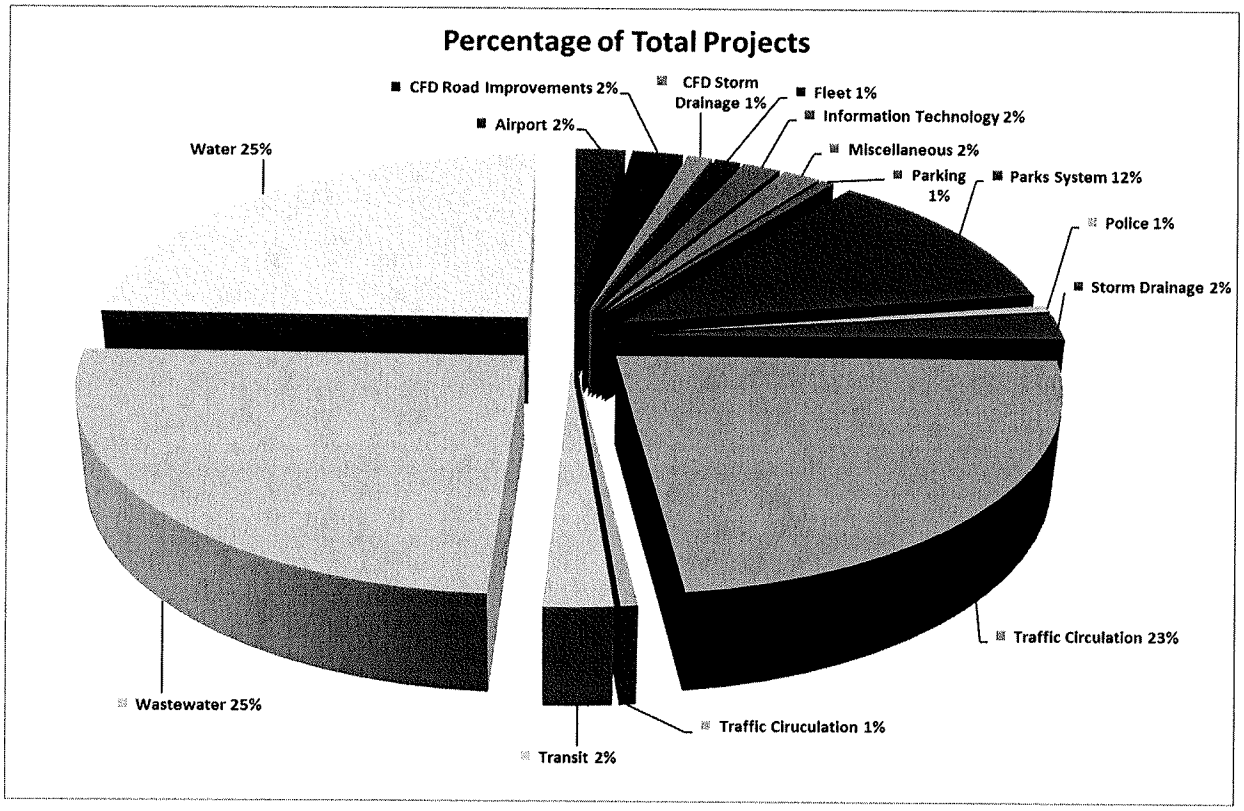

Of these 179 projects, 8 are new projects in FY 2013-14. These 8 new projects add $6.15 million to the CIP budget in FY 2013-14. The chart below breaks out this information by category of project.

Fund	# of New Projects	FY 2013-14 Budget
Water Fund	4	$ 881,500
Sewer Operations Fund	4	$5,274,000
Total New Projects	**8**	**$6,155,500**

BACKGROUND:

The FY 2013-14 CIP Budget marks the continuation of the CIP Task Force charged by the Director of the Community and Economic Development Department. The CIP Task Force consists of one City Councilmember, one Planning Commission member, one member of the public at large, one StanCOG Citizen Advisory member, one member from the Manufacturer's Council, the Chairperson of the Land Use & Transportation Committee of the Modesto Chamber of Commerce, and key City of Modesto personnel.

The goals of the Capital Improvement Program Task Force are to:

- Develop a credible process for identifying top priority projects.
- Use a coordinated approach to linking capital projects with other planning efforts and community goals.

- Engage staff, elected officials, and citizens in the CIP process to garner greater community support and attention.
- Employ effective monitoring and coordination efforts to ensure top priority projects moving to completion expeditiously.

To achieve these goals, the CIP Task Force meets regularly to review project status, develop evaluation criteria, and to develop weights for the ranking of projects. This process will be reviewed in greater depth with the Finance Committee and Planning Commission at their joint meeting on May 20, 2013.

CEQA/NEPA REQUIREMENTS:
The determination of whether or not the Draft 2013-2014 CIP is consistent with the Modesto Urban General Plan is exempt from the California Environmental Quality Act (CEQA) pursuant to CEQA Guidelines Section 15061(b)(3) since it can be seen with certainty that there is no possibility that the activity in question – a determination as to the General Plan consistency – may have a significant effect on the environment.

STRATEGIC PLAN ELEMENT:
Not applicable.

Approved by:

Gloriette Genereux, Director of Finance

Greg Nyhoff, City Manager

Attachments:
1. Resolution

THIS PAGE LEFT BLANK INTENTIONALLY

PLANNING COMMISSION
RESOLUTION NO. 2013-XX

A RESOLUTION OF THE PLANNING COMMISSION OF THE CITY OF MODESTO FINDING THE FISCAL YEAR 2013-2014 CAPITAL IMPROVEMENT PROGRAM IN CONFORMANCE WITH THE MODESTO URBAN AREA GENERAL PLAN PURSUANT TO SECTION 65401 OF THE GOVERNMENT CODE (CITY OF MODESTO)

WHEREAS, each year the Planning Commission must review all capital projects that will be planned, initiated or constructed during the ensuing fiscal year for conformity with the General Plan as required by State Planning and Zoning Law (Government Code Section 65401); and

WHEREAS, the Planning Commission has been furnished a copy of and reviewed the Draft 2013-2014 Capital Improvement Program (CIP), which includes all capital projects to be planned, initiated or constructed during the 2013-2014 fiscal year for conformity with the General Plan; and

WHEREAS, the Planning Commission held a duly noticed public hearing on May 20, 2013 at which it considered the proposed CIP, the General Plan, staff reports, oral and written, and the testimony and evidence of all those wishing to be heard; and

WHEREAS, the Planning Commission finds that the determination of whether the Draft 2013-2014 CIP is consistent with the Modesto Urban Area General Plan is exempt from the California Environmental Quality Act (CEQA) pursuant to CEQA Guidelines Section 15061(b)(3) since it can be seen with certainty that there is no possibility that the activity in question - a determination as to General Plan consistency - may have a significant effect on the environment; and

NOW, THEREFORE, BE IT RESOLVED that the Planning Commission of the City of Modesto hereby determines that those projects in the Draft 2013-2014 CIP conform to and are consistent with the Modesto Urban Area General Plan.

The foregoing resolution was introduced at the regular meeting of the Planning Commission held on May 20, 2013, by Commissioner *, who moved its adoption, which motion was seconded by Commissioner *, and carried by the following vote:

Ayes:
Noes:
Absent:
Recused:

BY ORDER OF THE PLANNING COMMISSION OF THE CITY OF MODESTO

Original, signed copy on file in CEDD
Patrick Kelly, Secretary

Attachment: Exhibit "A"

EXHIBIT A

2013-2014 Capital Improvement Program

On file with the City Clerk and the
Community & Economic Development Department, Planning Division

SPECIAL AGENDA

MODESTO PLANNING COMMISSION AND
FINANCE COMMITTEE
MONDAY, MAY 20, 2013 - 6:00 PM
BASEMENT CHAMBERS
1010 TENTH STREET – MODESTO, CA

I. ROLL CALL

II. Capital Improvement Program, FY 2013-2014

Consider 1) finding that all new and active projects within the Capital Improvement Program (CIP) budget for Fiscal Year (FY) 2013-14 are in conformance with the Modesto Urban Area General Plan (Planning Commission) and 2) recommending to the City Council approval of the FY 2013-14 CIP Budget (Finance Committee).

III. Oral Communications

These matters may be presented only by interested persons in the audience, staff or Commissioners. Under State law, Commissioners may respond to matters being presented under this item only as follows:

(a) Briefly respond to statements made or questions raised.
(b) Ask a question for clarification.
(c) Provide a reference to staff or other resources for factual information.
(d) Request staff to report back at a subsequent meeting.
(e) Finally, a Commissioner or the Commission itself may take action to direct staff to place a matter of business on a future agenda.

IV. Matters too Late for the Agenda

These may be presented by members of the Planning Commission and staff, upon determination by a majority vote that an emergency exists, as defined by State law, or by a 2/3 vote that: 1) there is a need to take immediate action, and 2) that the need for action came to the City's attention after the agenda was posted.

V. Adjournment

Notice: Copies of the agenda are on file at the Stanislaus Library Reference Room, 1500 I Street, Modesto, and in the office of the Planning Division, third floor, 1010 Tenth Street, Modesto. In compliance with the Americans with Disabilities Act, if you need special assistance to participate in this meeting, please contact the Planning Commission Secretary (209) 577-5267. Assistive listening devices are available upon request to the Planning Commission Secretary. **Notification 48 hours prior to the meeting** will enable the City to make reasonable arrangements to ensure accessibility to this meeting.

Posted pursuant to Government Code Section 54956 on _____ at

by _____ on the bulletin board at Tenth Street Place.

THIS PAGE LEFT BLANK INTENTIONALLY

Introduction

Table of Contents

Introduction

CIP Document Structure and Approval Process *1*

Sample of a Detail Project Page *4*

CIP Glossary of Terms *5*

Policy **7**

Task Force **11**

Airport **17**

Fleet **29**

Information Technology **35**

Miscellaneous **47**

Parking **55**

Parks **59**

Public Safety **105**

Storm Drainage **111**

Transportation **123**

Transit **223**

Wastewater **238**

Water **331**

THIS PAGE LEFT BLANK INTENTIONALLY

Capital Improvement Program
Document Structure and Approval Process

CIP Comprehensive Document

The Capital Improvement Program document presents the ten-year capital program for the city. This document includes detailed project information broken out by the major infrastructure categories shown below. In addition, a narrative that gives an overview of the projects, project highlights, major accomplishments, policy issues and unmet needs has been provided by the department overseeing these projects.

- Airport
- Fleet
- Information Technology
- Miscellaneous
- Parking
- Parks Systems
- Public Safety
- Storm Drainage
- Traffic Circulation
- Transit
- Wastewater
- Water

The Detail Page for each project reflects the following information:

- CIP Number
- Fund and Cost Center
- Element {Community Growth, Community Development, Housing, Community Services & Facilities, Public Safety or Environmental Resources & Open Spaces}
- Manager Responsible for Project
- Year project started and Year project is expected to be completed
- Project Status {New, Future, Active}
- All Expenditure accounts with current and future budget amounts
- All Revenue sources with current and future budgets amounts
- Any Transfers from other City of Modesto funds
- Any Fund Balance requirements in order to supplement the cost of the project

This year the reader will find a spreadsheet included in the inside flap of the CIP binder that provides a summary of all projects that are included in the proposed CIP budget. The spreadsheet also serves as an Index to the detail page categories and CIP numbers.

Capital Improvement Program
Document Structure and Approval Process

Annual Capital Improvement Program (CIP)
The process of developing the CIP normally proceeds in parallel with the operating budget.

1. Existing Project Review: Existing projects are reviewed by department staff, with the assistance of the Finance department, to identify any projects which should be closed – either because they are complete, or because they have been inactive for an extended period of time.

2. Resource Estimation: The Finance department, in coordination with other departments, develops estimates of the City resources available for spending on capital improvements and other projects.

3. Project & Funding Source Identification: Departments identify projects to be included in the CIP document. The goal is to include both current projects and any future projects, which should commence within the ten-year timeframe of the CIP plan. Departments also identify likely project-specific funding sources (primarily State and Federal grant funds). Other resources – such as City revenues or borrowing – are identified to cover the remaining costs of projects, as far as possible.

4. CIP Balancing: The Finance department compiles project-level information prepared by departments and determines whether any City funding sources are "over-committed" – i.e. whether the amount earmarked for projects total more than the available revenues. If so, departments are asked to select projects to defer until future years in which resources may become available.

5. CIP Task Force: In 2008, a CIP Task Force was created to look at the overall needs of the City and to prioritize projects (more information of the Task Force can by located in the tab "Task Force"). All scores determined by the task force have been added to the detail pages as well as the spreadsheet view of projects. Due to decreased activity and funding over the last year, the Task Force maintained the Ranked Project list from FY 12-13. The project scores range from -53 to 138 with the most desirable project receiving a score of 138.

6. Planning Commission/Finance Committee Presentation: Once the CIP program is balanced and ranked by the Task Force, it is presented to the joint session of the Planning Commission and the Finance Committee, which determines whether the CIP is consistent with the City's comprehensive land use plan and financial

reasonableness. Once this finding has been made, the document is forwarded to the City Council for adoption.

7. City Council Action: Normally, City Council action on the CIP occurs at the same time as its action on the operating budget. The CIP is forwarded to the full Council for a public hearing and adoption.

PRN - Agricultural Wells - Community Parks

100295

Capital Unsponsored

Cost Center: 39999
Hosting Fund: Parks Fund-3130
Element Listing: Comm Svcs & Fac
Classification: Improvements

Description

Category: Parks System
Type Class: Infrastructure Preservation
Area: System Wide
Manager: Holt, Loren R

Start Date: 2010
End Date: 2013
Status: Active
Const. Code: Under Construction

Active, New or Future

Status

Proj Desc: This project is to install Ag wells in Community Parks to provide non-potable water for irrigation use in order to reduce utility costs to the Parks system. The parks that have been identified include Beyer Community Park, Davis Community Park and Downey Community Park.

Proj Stat: Project is currently in the construction phase with completion anticipated in spring 2012.

Expenditures	Budget	Actual+Commit	Available	Prop. Inc./Dec. for 12-13	Budget+Prop. Inc./Dec.	Avail.+Prop. Inc./Dec.	13-14	14-15	15-16	16-17	Total Budgeted up to 2017
CA Construction Admin	51,896	18,880	33,016	0	51,896	33,016	0	0	0	0	51,896
CO Construction	519,034	+15,184	103,850	0	519,034	103,850	0	0	0	0	519,034
CTGY Contingency - CIP	41,000	0	41,000	0	41,000	41,000	0	0	0	0	41,000
EDA Eng/Design/Admin	28,070	34,186	-6,116	0	28,070	-6,116	0	0	0	0	28,070
Expenditure Totals:	640,000	468,250	171,750	0	640,000	171,750	0	0	0	0	640,000

Fund Balance Required	Budget+Prop. Inc./Dec.	Available+Prop. Inc./Dec.
Parks Fund-3130	640,000	171,750

Current Budget

Proposed Additions To Budget

Project Detail Sample

CIP Glossary of Terms

Appropriation - An authorization granted by a legislative body to make expenditures and incur obligations for a specific purpose. An appropriation is usually limited in amount and as to time when it may be expended. Operational appropriations usually expire at fiscal year end, and Capital appropriations are multi-year.

Capital Facilities Fees – A fee charged on development projects to pay for the infrastructure needed to support growth. The fees are collected on new building permits to be used for, but are not limited to, police and fire facility expansion, streets, public transit and air quality improvements.

Capital Improvement - A permanent addition to the City's assets, including the design, construction, or purchase of land, buildings, or facilities, or major renovations.

Capital Improvement Program Budget - A financial plan of proposed capital improvement projects with single and multiple-year capital expenditures. These include the construction of new streets, sewer lines, fire stations, development of a new park, or a significant study with long-term benefits to the Community. The Capital Program plan is a ten-year plan, which is updated annually. This program is often referred to as the "CIP".

Capital Outlay - A budget category which includes all equipment having a unit cost of more than $5,000 and an estimated useful life of over one year. Non-CIP capital outlay is budgeted in the City's operating budget.

Capital Fund – A governmental accounting fund in which the services provided are financed and operated similarly to those of a private business. The rate schedules for these services are established to insure that revenues are adequate to meet all necessary expenditures. Enterprise funds are established for services such as water and sewer, parking facilities, transit systems, airport, and golf courses.

Community Facilities Districts – Special Taxes collected for the construction of public improvements.

Enterprise Fund - A governmental accounting fund in which the services provided are financed and operated similarly to those of a private business. The rate schedules for these services are established to insure that revenues are adequate to meet all necessary expenditures. Enterprise funds are established for services such as water and sewer, parking facilities, transit systems, airport, and golf courses.

CIP Glossary of Terms

Fixed Assets - Assets of a long-term character such as land, building, machinery, furniture, and other equipment with a value greater than $5,000 and a useful life longer than one year.

Fund - An independent fiscal and accounting entity with a self-balancing set of accounts recording cash and/or other resources together with all related liabilities, obligations, reserves, and equities which are segregated for the purpose of carrying on specific activities or attaining certain objectives in accordance with special regulations, restrictions, or limitations

Grant - Contributions of cash or other assets from another governmental entity to be used or expended for a specific purpose, activity, or facility. An example is the Community Development Block Grant given by the Federal Government.

Hosted Project - A project whose direct expenditures are budgeted in a particular fund is said to be "hosted" by that fund. A project may "cause" expenditures in funds other than the host fund. For example, transfers from another fund into the hosting fund. For each fund, CIP-related expenditures may be categorized as either (a) costs of hosted projects or (b) transfers out to pay for projects in other funds.

Interfund Transfers - Amounts transferred from one fund to another.

Internal Service Fund - Funds used to account for the financing of goods or services provided by one department to another department on a cost reimbursement basis, for example; the Fleet Management Fund, which maintains the City's equipment pool; or the Central Services Fund, which provides office supplies and various materials for maintenance and construction.

Operating Budget - The portion of the budget pertaining to the daily operations that provides basic governmental services. The operating budget contains appropriations for such expenditures as personnel, supplies, utilities, materials, travel and fuel.

Project-Specific Resources – Revenues such as grants, which are available exclusively for specific projects and whose receipt is contingent on the project going forward.

Revenue - Funds that the government receives as income. It includes such items as taxes, fees, permits, licenses, grants and interest.

Special Revenue Fund - A fund in which revenue is collected and is restricted by the City, State or Federal Government as to how the city might spend its resources.

Policy

CAPITAL IMPROVEMENT PROGRAM POLICY

Policies and Procedures Related to the City of Modesto's Capital Improvement Program (CIP)

Purpose

The 10-year Capital Improvement Program (CIP) strives to reflect the goals and policies established by the General Plan by systematically planning, scheduling, managing, monitoring and financing capital projects to ensure cost-effectiveness and conformity with established policies and adopted Specific Plans. The CIP guides the funding and construction of all public improvements constructed by the City, including roads, wastewater treatment facilities and lines, water lines, and parks. The CIP reflects a balance between capital replacement projects that repair, replace or enhance existing facilities, equipment or infrastructure and capital facility projects that significantly expand or add to the City's existing fixed assets. Attention should be given to utilize available resources and grants in a manner that legitimately maximizes the city's capacity to complete the capital improvements described above.

I. Budgeting Process

A. Budgeting Process – Generally

Section 65401 of the Government Code and Section 10-1.102 of the Modesto Municipal Code, requires the Planning Commission to review all new capital projects to determine if they conform with the City's adopted Modesto Urban Area General Plan. Existing CIP's will be reviewed quarterly by the CIP Task Force. This review will utilize not only financial information to identify project progress and completion timelines but also project status updates from Project Managers. This will be integrated into the budget proforma review process. The CIP budget will be organized into the same functional groupings used for the operating programs.

Based on the recommendation from the CIP Task Force, the City of Modesto Planning Commission will review for General Plan conformity and will forward a final recommendation to the City Council. The City Council will then review the final CIP recommendation and approve the funding of new projects and the re-appropriation of funds for existing projects as part of the annual CIP budget cycle.

CAPITAL IMPROVEMENT PROGRAM POLICY

B. Budgeting Policies

1. Project costs are appropriated only when the required revenues are available.

2. For projects financed with grant monies, the grant award must be accepted by the City Council. (Note: a copy of the final grant award must be provided to the Finance Department.)

3. For projects financed with debt, it can be considered for inclusion in the CIP but the appropriation will not be released until the financing has been completed.

4. Budget actions involving any Federal, State, or grant funded CIP's are restrained by the conditions of the funding award.

5. Project costs will be included in the CIP in phases, i.e. projects that are not bid-ready will reflect appropriations only through the design phase.

6. Appropriations needed for the construction phase are based on the bid awarded at the time the appropriation(s) for construction, contingency and construction management costs are requested.

7. Projects to be closed will be identified by the Project Managers and submitted by the appropriate Department Director through the Finance Director to the City Manager for closure. The City Manager has the final authority to close the projects using the CIP Closure Form. The reasons for closing a project may include Project Completion, delays due to unanticipated costs or events and change in City Council direction.

8. All new CIP's must be submitted to the CIP Task Force for consideration and review before they are presented to the City Council for appropriation approval.

CAPITAL IMPROVEMENT PROGRAM POLICY

C. Requirements to Qualify as a CIP

1. A "Project" description and cost estimate should include all phases, from environmental assessment and right of way acquisition through construction, regardless of whether or not all funding will be available within the current fiscal year budgeting cycle.

2. Typically, the cost of a Project should be $100,000 or greater over the life of the Project. Also, a CIP will have a useful life of five or more years. Exceptions to this threshold may be approved by the CIP Task Force.

3. Project revenues and expenditures must be clearly identified and balanced.

4. Projects must have identifiable timelines that include periodic milestones.

5. While (1) maintenance costs to increase the life of the City's infrastructure, (2) replacement costs for infrastructure and (3) set-aside reserve amounts to create future funding for a project are not considered a "Project"; they are included in the CIP budget. Examples include pavement maintenance, water system downstream improvements and accumulation of funds for the Pelandale-99 interchange.

6. Certain purchases and installation of fixed assets may also be included in the CIP budget plan.

7. Every capital project will have a Project Manager who will prepare the project proposal, ensure that required phases are completed on schedule, authorize all project expenditures, ensure that all regulations and laws are observed, and periodically report project status to the CIP Task Force. The Project Manager ensures that projects comply with the requirements imposed by the guidelines controlling the various revenue sources that are used to finance capital project costs. The Project Manager shall also coordinate project accounting with the Finance Department.

CAPITAL IMPROVEMENT PROGRAM POLICY

D. Primary-Secondary Project Relationships

The City Council previously approved grouping similar projects together in a "primary-secondary" relationship. An example would be replacement of upgrade of traffic signals at different intersection throughout the City. "Traffic Signals" would be the primary" project and individual "secondary" projects would then be indentified when either construction or construction design on each specific intersection begins. The primary project description must include a description of each of the secondary projects related to it. The primary project was designed to serve as the budgetary control device for both the primary and secondary components. This approach was designed to allow for greater flexibility and efficiency when programming multiple projects of the same type.

With the creation and empowerment of the CIP Task Force, the primary-secondary project budgeting relationship creates difficulty for the CIP Task Force in reviewing and ranking projects. The stand-alone budgeting method has proven more effective and it allows the CIP Task Force to review and rank a specific "project" rather than being tasked to review and rank a primary account that may contain several secondary projects.

For all capital projects, existing primary-secondary budgeting relationships are being converted to stand-alone projects. All new CIP's should be budgeted using the stand-alone budgeting method.

E. Project Status Reports

Project milestones will be listed as objectives in the CIP program narratives to facilitate project tracking. Status reports for all CIP's should be provided to the CIP Task Force on a quarterly basis and then referred to the City Council for informational purposes. The format and content of the report will be coordinated between the CIP Task Force Administrator and the Finance Department.

Task Force

CIP Task Force Members Fiscal Year – 2013/2014

Councilmember:	Joseph Muratore
Planning Commission Member:	Steve Carter
StanCOG Citizen Advisory Member:	Joe Hollstein
Manufacturer's Council Member:	Jennifer Carlson
Chairperson, Land Use & Transportation Modesto Chamber of Commerce:	Craig Lewis
Citizen Members:	Ronald Jeske
Staff Members:	Galen Carroll, Chief of Police Dennis Turner, Director of Public Works H. Brent Sinclair, Director of C&ED Julie Hannon, Director of PRN Rich Ulm, Director of UP&P Gloriette Genereux, Director of Finance

Capital Improvement Program Task Force

The General Plan calls for the creation of an organization-wide method for identifying and ranking CIP's for proposed inclusion in the annual CIP and to guide the City's applications for regional, state, federal, or other funds. Initiated in fiscal year 2008-2009, the Capital Improvement Program Task Force (CIP Task Force) was fully implemented during the fiscal year 2009-2010 CIP process. This new approach incorporates a CIP Task Force that is broader in scope and purpose and includes interdepartmental representation. Additional opportunity for the City Council and the community to participate in the CIP process promotes its importance and relevance to daily life.

Each CIP Task Force member participates in the evaluation and prioritization of projects and each member has equal voting weight. The process is designed to promote open dialogue and consensus building. Preapproved evaluation criteria and protocol guide the CIP Task Force through the prioritization process.

The General Plan outlines the following criteria by which the organization-wide method for identifying and ranking capital improvement projects should be structured:

1. Establish an objective rating system that includes criteria that are appropriate for each facility type (bridges, roadways, traffic signals, pedestrian, drainage, water, sewer, parks, libraries, fire, police, etc.).

2. Ensure projects conform to community plans and Infrastructure Financing Plans (IFP) and incorporate community-level priorities identified in each of the plans in the ranking process.

3. Develop broad-based regional financing options for regional-serving capital projects.

4. Assign "high priority" preference to projects located within existing and potential Specific Plan Areas that are also located within communities not meeting General Plan-identified public facilities guidelines or acceptable levels of service for the type of facility or service being considered.
   This is followed by preference to projects in areas generally located outside existing and potential Specific Plan Area locations, as previously described, in areas that are not meeting public facilities

guidelines or acceptable levels of service as identified in the General Plan for the type of facility or service being considered.

5. Include in the ranking process preference for funding of new or expanded public facilities and services which can address needs in multiple areas.

6. Coordinate with other public, private, and not-for-profit entities to include areas with existing needs as a major criterion for allocating resources for new or expanded infrastructure, facilities, or amenities.

A. Objectives:

1. Develop a credible process for identifying top priority projects.

2. Use a coordinated approach to linking CIP projects with other planning efforts and community goals.

3. Engage staff, elected officials and citizens in the process of developing and administering the CIP to garner greater community support and attention.

B. Membership:

The CIP Task Force Membership consists of one City Councilmember, one Planning Commission member, one member of the public at large, one StanCOG Citizen Advisory Member, one member from the Manufacturer's Council, the Chairperson of the Land Use & Transportation Committee of the Modesto Chamber of Commerce and key City personnel.

C. Evaluation Criteria

Seven evaluation criteria have been developed for project evaluation. Every project is evaluated against all seven criteria and assigned points on a scale of -5 to +5. This ensures the most objective process possible and leads to consistent decision making.

1. **Public Health, Safety and Other Mandates**

    - Does the project improve or specifically address a health, safety or other regulatory mandate in the community?
    - Does the project specifically address a legal requirement or abate a potential health or safety crisis?

2. **Supports Stated Community Goals and Policies**

    - Does the project help implement policies in the General Plan, Strategic Plan, or other adopted plan?
    - Is the project a part of or consistent with an articulated, acceptable mid, short or long-range program or departmental strategic plan?
    - Does the request implement some or all of the recommendations of a previous study?
    - Has the project been specifically identified by the public in previous community forums, surveys, etc.?
    - Has the project consistently been included in previous capital improvement programs?

3. **Capital Fiscal Impact**

    - Does the project have a positive impact on the General Fund budget?
    - Does the project bring in additional outside funds or grants in some proportion?
    - Is the project realistic from a financial standpoint? (Consider direct costs, as well as ongoing and additional costs such as those to provide temporary services during implementation of the project.)
    - Are funds already dedicated or available for the project?
    - Will funding the project now result in a significant savings or economies of scale?

4. **Promotes Economic Development**

- Does the project facilitate a job producing development?
- Does the project facilitate development that will provide positive revenue enhancement to the City?
- Does the project help prevent revenue leakage?

5. **Operation and Maintenance Fiscal Impact**

- Does the project have a positive impact on the City's Operating and Maintenance (O&M) budget?
- Is the project an efficiency improvement project?
- Is the project a low-maintenance project?
- Does the City have the ability (staff, funds, etc.) to support the project in O&M?

6. **Impact on Service Levels**

- Does the project bring the service up to a desired level?
- Does the project improve service levels?

7. **Relationship to Other Projects/Coordination**

- Does the project coordinate well with other projects underway?
- Can the project be effectively coordinated with other projects (for instance, water and/or sewer line repairs done in conjunction with road work?)
- Will all prerequisite projects be complete before this project is scheduled?
- Is the project timely or does it provide a critical window of opportunity?
- Is the project planned to create minimal disruption or inconvenience to the public?
- Is the project the best use of funding for the fund category (as ranked by sponsoring department)?

D. Criteria Weights

The CIP Task Force determined that certain criteria are worthy of greater emphasis. In the evaluation process, this is accomplished by creating "weighting points" that are assigned to each of the seven criteria. These weighting points are automatically calculated as the CIP Task Force scores each project.

Criteria	Weighting Points
Public Health and Safety Mandates	95
Community Goals	85
Promotes Economic Development	85
Capital Fiscal Impact	75
Operation and Maintenance Fiscal Impact	75
Impact on Service Levels	65
Relationship to Other Projects/Coordination	65

E. Final Project Scoring

Projects should first be grouped into categories based on their project location. Using the evaluation criteria and weights above, the CIP Task Force will score each project. Some of the projects may not be scored by the Task Force because they are under a legal or regulatory mandate to be completed. Because the City is already obligated to complete these projects expeditiously, scoring them would serve no purpose.

The CIP Task Force will review and prioritize all existing capital projects to assure consistency with the City's General Plan and the City's vision statement. A recommendation will then be made to the Planning Commission.

Airport

AIRPORT

SYSTEM OVERVIEW

The Modesto City-County Airport serves as a key air transportation hub for over 1.9 Million residents in Stanislaus County and the greater San Joaquin Valley area.

The Airport offers air travelers in this region easy access to the national and international air travel systems. Airport facilities support scheduled air passenger service, leisure air charter flights to Nevada resorts, and military operations, as well as general aviation services, including recreational flying, medical and law enforcement response, a flight school, corporate and business aviation, and cargo transport. Modesto's airport is home base to more than 185 general aviation aircraft. The Air Traffic Control Tower reported nearly 42,500 aircraft operations during 2012. .

Modesto City-County Airport (MOD), located immediately north of the Tuolumne River and west of Mitchell Road, consists of 450 acres of government owned property. Measuring 5,911 feet in length, runway 28R/10L is the Airport's main runway and is able to accommodate up to a 150-passenger MD-80, B737-800 or A-320 size aircraft. A modern instrument landing system allows most aircraft to continue operations even during poor weather. Runway 28L/10R, parallel to the main runway, is a 3,451 foot long general aviation runway. More than 300 acres of Airport property are used in direct support of aircraft and passenger services. The remaining 150 acres include the Airport Operations Area and the Tuolumne River Regional Park on the South side of the airport.

The Airport currently has 21 businesses and organizations based on the airfield. On-airport companies provide approximately 130 jobs to local residents, with an annual payroll approaching $4 million dollars.

HIGHLIGHTS

The Airport's capital improvement plan (CIP) is aligned to focus on areas of interest by the Federal Aviation Administration and the Transportation Security Administration; safety, security and infrastructure. Guidance for development of the ACIP comes, in-part, from the Airport Master Plan and FAA directives. The ACIP is a schedule of planned improvements spanning typically 5-7 years into the future.

The Airport's CIP schedule of improvements is reviewed and approved by the Airport Advisory Committee and the City Council annually. The approved ACIP is forwarded to the Federal Aviation Administration and Cal-Trans Aeronautics for planning purposes.

Funding for the ACIP comes from federal aviation grants matched with Passenger Facility Charge (PFC) collections and local airport operating funds.

MAJOR ACCOMPLISHMENTS 2013

- Reconstructed NW portion of the airline terminal ramp through a federal grant project costing $600,800.
- Installed new revenue control equipment and enhanced security features for a "pay" parking lot adjacent to the airline terminal.
- Initiated environmental studies in support of removing obstructions near the airport.
- Installed a security camera system for the West general aviation complex, located on Tioga Drive.
- Successfully booked large aircraft operations; 166-168 seat charter airliners, MD80/B737-800

PROPOSED FY2013-14 AIRPORT DEVELOPMENT PROJECTS

Federal Grant Funded Projects (90% FAA grant, 10% PFC or local share):

- Design and strengthen the West general aviation ramp and access route.
- Complete airfield electrical and drainage studies.
- Initiate obstruction removal (tree trimming) after completion of environmental studies.
- Design airfield perimeter security fence reconstruction, add an access control system.

Locally Funded:

- Improvements to historic 1927 Hangar #1 (roof, structure and restrooms)
- Improvements to general aviation business Hangar #3 (roof, lighting, flooring)
- Focused efforts to attract scheduled airline service to LAX airport.

THIS PAGE LEFT BLANK INTENTIONALLY

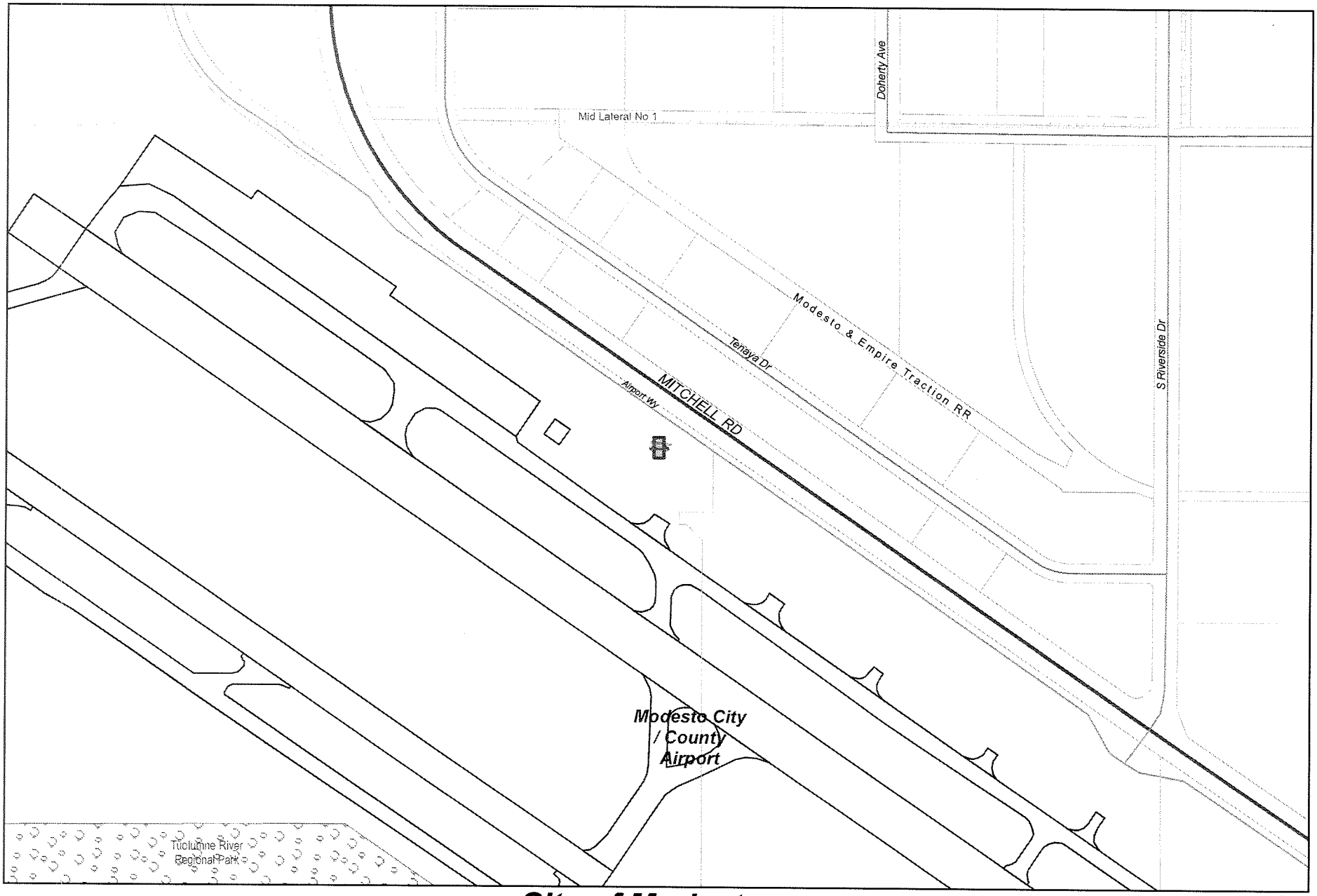

0 387.5 775
Feet

City of Modesto

Project #: 100422

PW - Air Rescue MFD Fight Vehicle

MODESTO
CALIFORNIA

PW - Air Rescue MFD Fight Vehicle

100422

Capital Unsponsored

Cost Center: 59999
Hosting Fund: Special Aviation Fund-4320
Element Listing: Comm Svcs & Fac
Classification: Replacement

Category: Airport
Type Class: Airport Improvements
Area: Within City
Manager: Thiele, Jerome

Start Date: 2008
End Date: 2013
Status: Active
Const. Code: Under Construction

Proj Desc: Procure an Air Rescue Fire Fighting (ARFF) vehicle to comply with Federal Aviation Regulation (FAR) Part 139 Requirements. The project provides the airport with primary and back-up ARFF vehicle capabilities, and is consistent with direction and guidance from the FAA.

Proj Stat: Airport Fire Truck delivered Sept. 2010. Currently seeking to acquire fire tools and rescue equipment by separate bid. Expected completion, Summer 2012.

Revenues	Budget	Actuals+Commit	Available	Prop. Inc./Dec. for 13-14	Bud + Prop. Incr/Decr	Avail.+ Prop. Incr/Decr	14-15	15-16	16-17	17-18	Total Budgeted up to 2018
42010 Intergov - Federal - Federal Aviation Administration	807,500	672,605	134,895	0	807,500	134,895	0	0	0	0	807,500
43883 CS - PW - Passenger Facility Charge	42,500	32,454	10,046	0	42,500	10,046	0	0	0	0	42,500
Revenue Totals:	850,000	705,059	144,941	0	850,000	144,941	0	0	0	0	850,000

Expenditures	Budget	Actual+Commit	Available	Prop. Inc./Dec. for 13-14	Budget+Prop. Inc./Dec.	Avail.+Prop. Inc./Dec.	14-15	15-16	16-17	17-18	Total Budgeted up to 2018
CTGY Contingency - CIP	42,500	17	42,483	0	42,500	42,483	0	0	0	0	42,500
EA Equip Acquisition	807,500	707,747	99,753	0	807,500	99,753	0	0	0	0	807,500
Expenditure Totals:	850,000	707,764	142,236	0	850,000	142,236	0	0	0	0	850,000

Fund Balance Required	Budget+Prop. Inc./Dec.	Available+Prop. Inc./Dec.
Special Aviation Fund-4320	0	-2,705

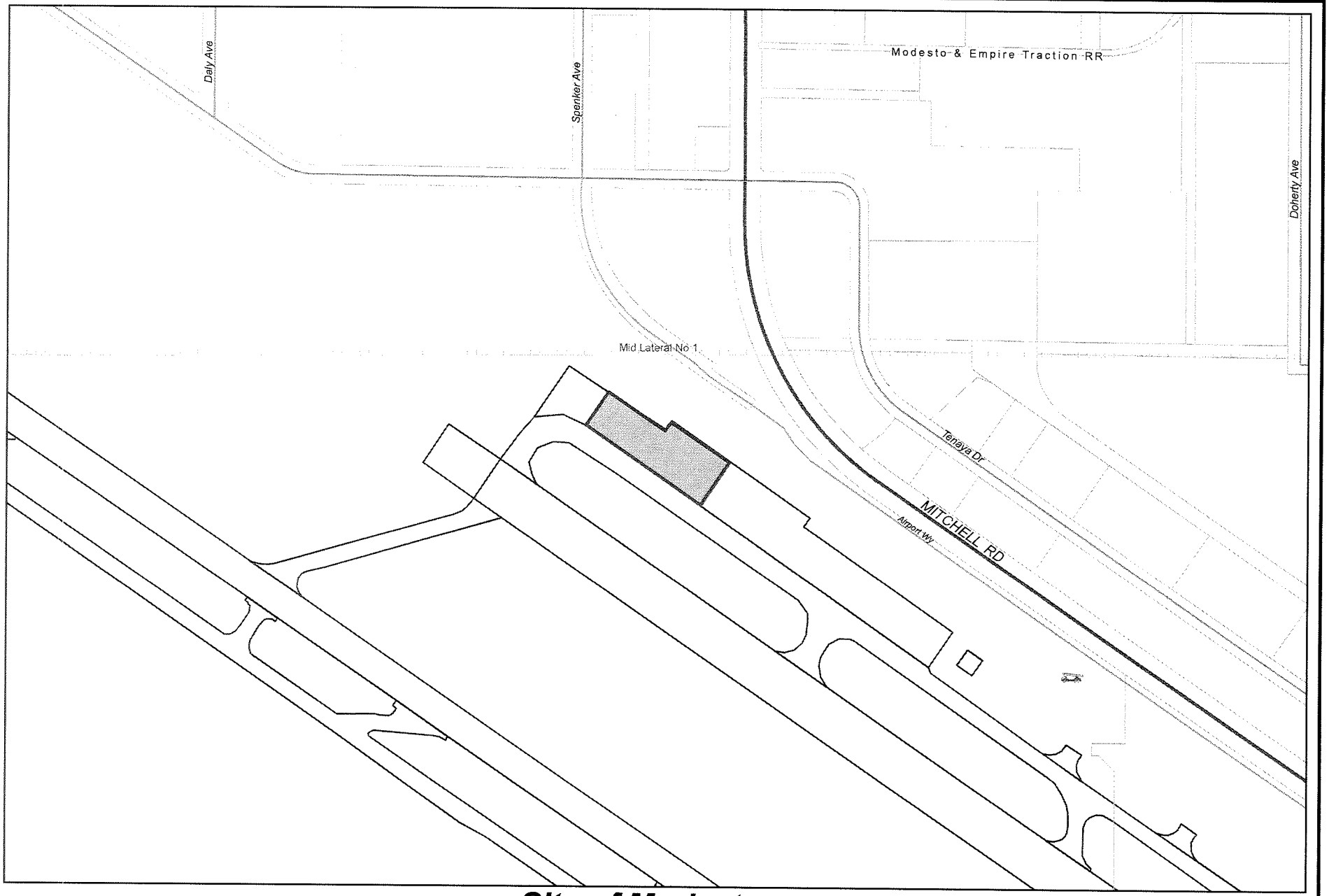

0 387.5 775
Feet

City of Modesto

Project #: 100430

PW - Rehab Northwest Terminal Apron

N

MODESTO
CALIFORNIA

PW - Rehab Northwest Terminal Apron

100430

Capital Unsponsored

Cost Center: 59999
Hosting Fund: Special Aviation Fund-4320
Element Listing: Comm Svcs & Fac
Classification: Improvements

Category: Airport
Type Class: Airport Improvements
Area: Within City
Manager: Thiele, Jerome

Start Date: 2008
End Date: 2014
Status: Active
Const. Code: Not Awarded

Proj Desc: Design to reconstruct the NW portion of the concrete airline ramp near the terminal building. Concrete panels have failed.

Proj Stat: Design, by Kimley-Horn Associates, is complete. Construction expected to be completed, Fall 2013.

Revenues	Budget	Actuals+Commit	Available	Prop. Inc./Dec. for 13-14	Bud + Prop. Incr/Decr	Avail.+ Prop. Incr/Decr	14-15	15-16	16-17	17-18	Total Budgeted up to 2018
42010 Intergov - Federal - Federal Aviation Administration	831,816	296,563	535,253	0	831,816	535,253	0	0	0	0	831,816
43883 CS - PW - Passenger Facility Charge	44,124	14,936	29,188	0	44,124	29,188	0	0	0	0	44,124
64310 Transfer in from Fund 4310	49,614	0	49,614	0	49,614	49,614	0	0	0	0	49,614
Revenue Totals:	925,554	311,499	614,055	0	925,554	614,055	0	0	0	0	925,554

Expenditures	Budget	Actual+Commit	Available	Prop. Inc./Dec. for 13-14	Budget+Prop. Inc./Dec.	Avail.+Prop. Inc./Dec.	14-15	15-16	16-17	17-18	Total Budgeted up to 2018
CA Construction Admin	95,325	72,009	23,316	0	95,325	23,316	0	0	0	0	95,325
CON Construction	635,499	635,526	-27	0	635,499	-27	0	0	0	0	635,499
CTGY Contingency-CIP	63,550	0	63,550	0	63,550	63,550	0	0	0	0	63,550
EDA Eng/Design/Admin	131,180	135,815	-4,635	0	131,180	-4,635	0	0	0	0	131,180
Expenditure Totals:	925,554	843,350	82,204	0	925,554	82,204	0	0	0	0	925,554

Fund Balance Required	Budget+Prop. Inc./Dec.	Available+Prop. Inc./Dec.
Special Aviation Fund-4320	0	-531,851

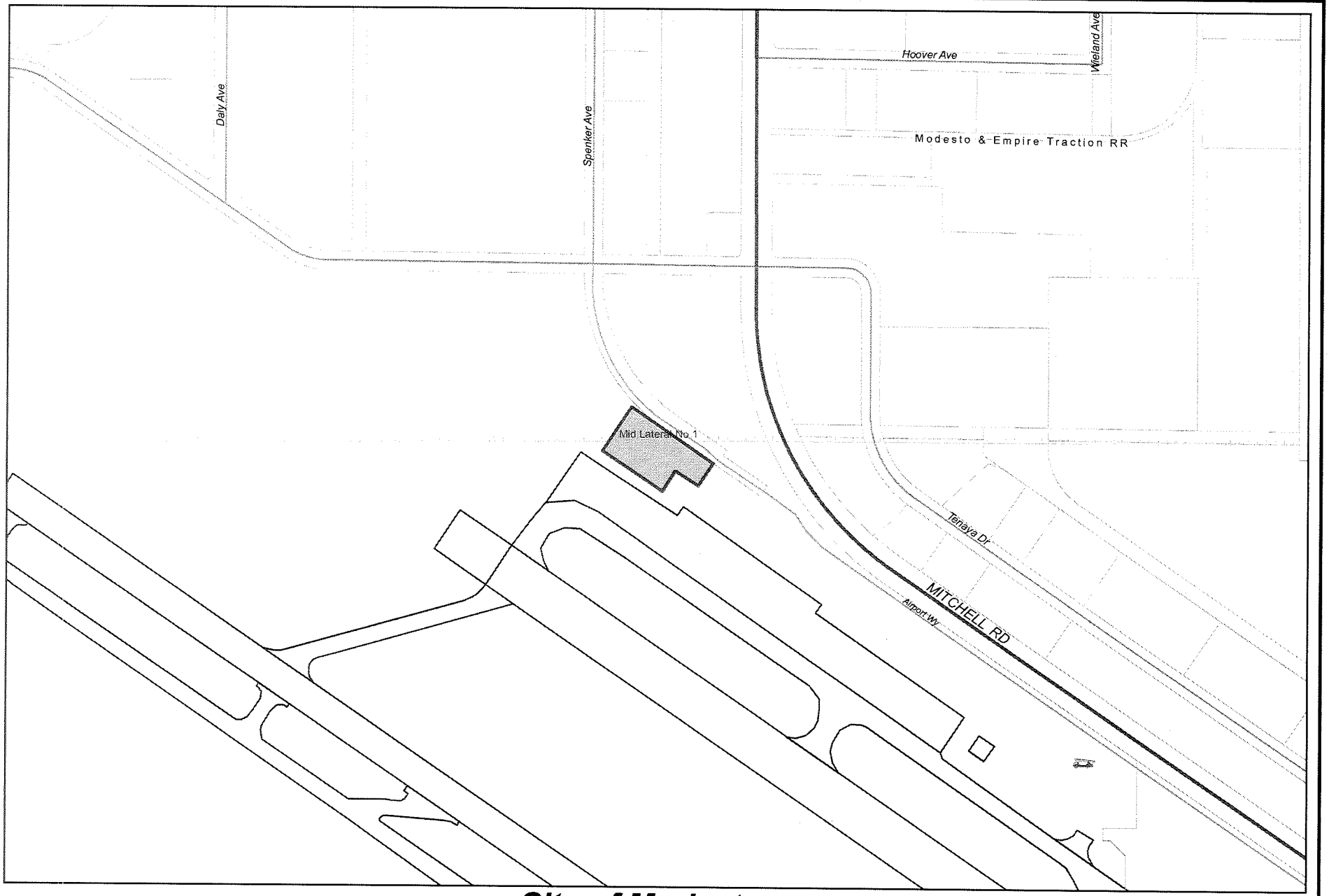

0 387.5 775
Feet

City of Modesto

Project #: 100433

PW - Parking Lot Improvements North Terminal

N

MODESTO
CALIFORNIA

PW - Parking Lot Improvements North Terminal

100433

Capital Unsponsored

Cost Center: 59999
Hosting Fund: Special Aviation Fund-4320
Element Listing: Comm Svcs & Fac
Classification: Improvements

Category: Airport
Type Class: Airport Improvements
Area: Within City
Manager: Thiele, Jerome

Start Date: 2012
End Date: 2013
Status: Active
Const. Code: Under Construction

Proj Desc: Phase-I: Security - In order to improve public parking security pursue installation of parking lot security fence, additional overhead outdoor lighting (solar powered) and installation of several cameras and digital recorder.

Proj Stat: For installation, 2012.

Revenues

	Budget	Actuals+Commit	Available	Prop. Inc./Dec. for 13-14	Bud + Prop. Incr/Decr	Avail.+ Prop. Incr/Decr	14-15	15-16	16-17	17-18	Total Budgeted up to 2018
64310 Transfer In from Fund 4310	127,178	9,985	117,193	0	127,178	117,193	0	0	0	0	127,178
Revenue Totals:	127,178	9,985	117,193	0	127,178	117,193	0	0	0	0	127,178

Expenditures

	Budget	Actual+Commit	Available	Prop. Inc./Dec. for 13-14	Budget+Prop. Inc./Dec.	Avail.+Prop. Inc./Dec.	14-15	15-16	16-17	17-18	Total Budgeted up to 2018
CA Construction Admin	0	0	0	0	0	0	0	0	0	0	0
CCF City Construct Force	19,178	9,985	9,193	0	19,178	9,193	0	0	0	0	19,178
EA Equip Acquisition	108,000	47,871	60,129	0	108,000	60,129	0	0	0	0	108,000
EDA Eng/Design/Admin	0	0	0	0	0	0	0	0	0	0	0
Expenditure Totals:	127,178	57,856	69,322	0	127,178	69,322	0	0	0	0	127,178

Fund Balance Required	Budget+Prop. Inc./Dec.	Available+Prop. Inc./Dec.
Special Aviation Fund-4320	0	-47,871

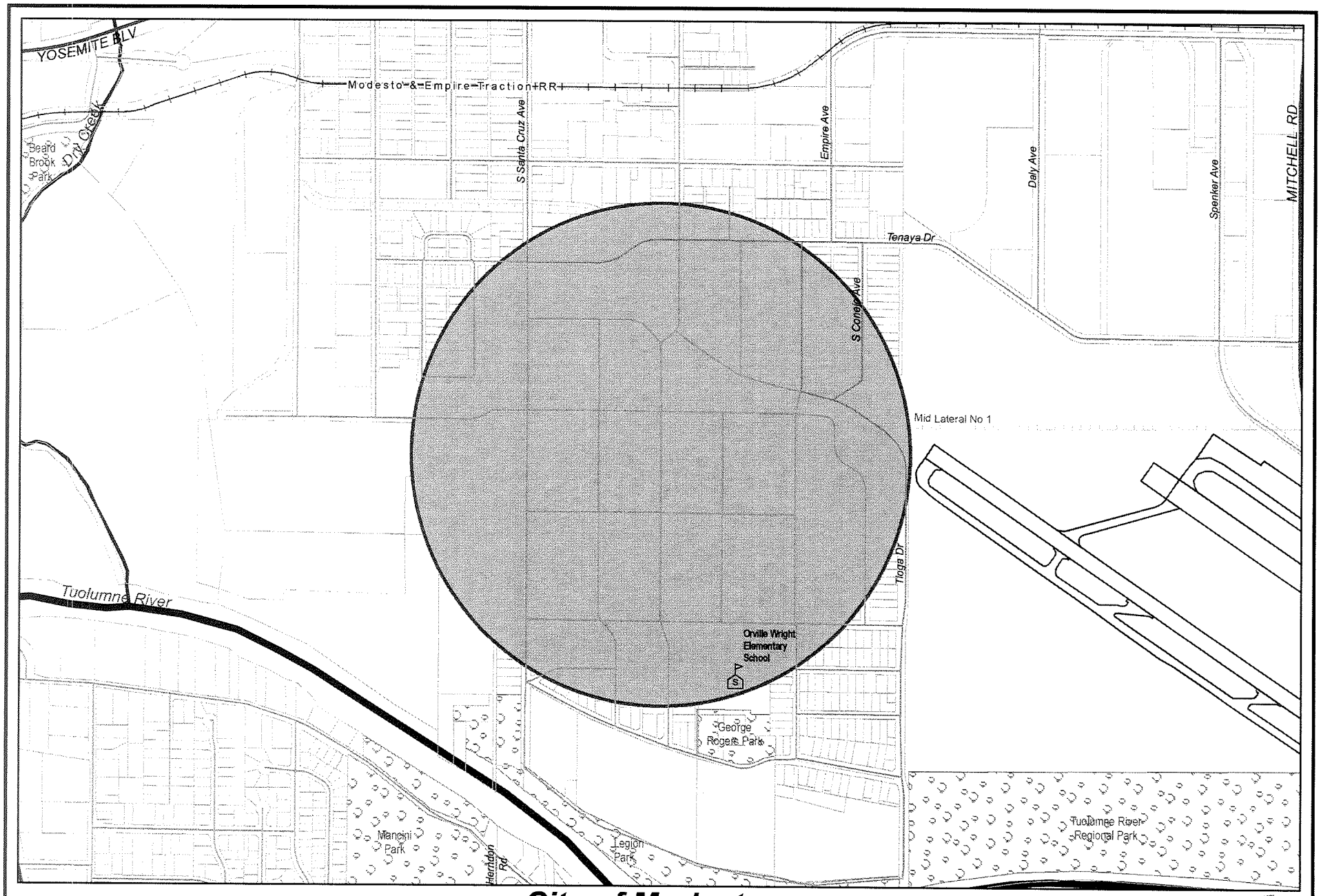

0 750 1,500
Feet

City of Modesto

Project #: 100698

Airport Neighborhood Community Center

MODESTO
CALIFORNIA

Airport Neighborhood Community Center

100698

Capital Unsponsored

Cost Center: 39999
Hosting Fund: Capital Grants - Parks CIP Projects-3150
Element Listing: Comm Svcs & Fac
Classification: Improvements

Category: Airport
Type Class: General Improvements
Area: Within City
Manager: Horrillo, Kenneth C

Start Date: 2012
End Date: 2014
Status: New
Const. Code: New or Future

Proj Desc: This project will provide funding for designing and remodeling the Community Center located in the Airport Neighborhood.

Proj Stat: This project was approved by Council on the February 7, 2012 agenda.

Revenues	Budget	Actuals+Commit	Available	Prop. Inc./Dec. for 13-14	Bud + Prop. Incr/Decr	Avail.+ Prop. Incr/Decr	14-15	15-16	16-17	17-18	Total Budgeted up to 2018
61100 Transfer In from Fund 1100	50,000	50,000	0	0	50,000	0	0	0	0	0	50,000
61130 Transfer In from Fund 1130	200,000	0	200,000	0	200,000	200,000	0	0	0	0	200,000
61131 Transfer In from Fund 1131	72,142	0	72,142	0	72,142	72,142	0	0	0	0	72,142
61151 Transfer in from Fund 1151	116,000	0	116,000	0	116,000	116,000	0	0	0	0	116,000
Revenue Totals:	438,142	50,000	388,142	0	438,142	388,142	0	0	0	0	438,142

Expenditures	Budget	Actual+Commit	Available	Prop. Inc./Dec. for 13-14	Budget+Prop. Inc./Dec.	Avail.+Prop. Inc./Dec.	14-15	15-16	16-17	17-18	Total Budgeted up to 2018
CA Construction Admin	17,705	52	17,653	0	17,705	17,653	0	0	0	0	17,705
CON Construction	327,450	327,450	0	0	327,450	0	0	0	0	0	327,450
CTGY-CIP Contingency - CIP	23,986	0	23,986	0	23,986	23,986	0	0	0	0	23,986
EDA Eng/Design/Admin	69,000	65,008	3,992	0	69,000	3,992	0	0	0	0	69,000
Expenditure Totals:	438,141	392,510	45,631	0	438,141	45,631	0	0	0	0	438,141

Fund Balance Required	Budget+Prop. Inc./Dec.	Available+Prop. Inc./Dec.
Capital Grants - Parks CIP Projects-3150	-1	-342,511

THIS PAGE LEFT BLANK INTENTIONALLY

FLEET MANAGEMENT

SYSTEM OVERVIEW

The City's Fleet system consists of 55 buses, 531 vehicles, and 342 other equipment assets. Replacement equipment and vehicles are purchased primarily from a replacement fund managed by the Fleet Division. Buses are purchased using federal funds with a local match.

HIGHLIGHTS

The new Bus Maintenance Facility has been completed and is fully operational. This completes Phase One of the Corporation Yard Master Plan. Phase Two includes replacement of the Fleet Maintenance Facility and is in the preliminary design stage. Phase Two will also include a new vehicle wash system.


AERIAL VIEW OF FACILITY LOOKING SOUTH-EAST

MAJOR ACCOMPLISHMENTS

- The construction of Phase One of the Fleet Maintenance Bus Facility is complete.
- Preliminary designing of Phase Two is underway.

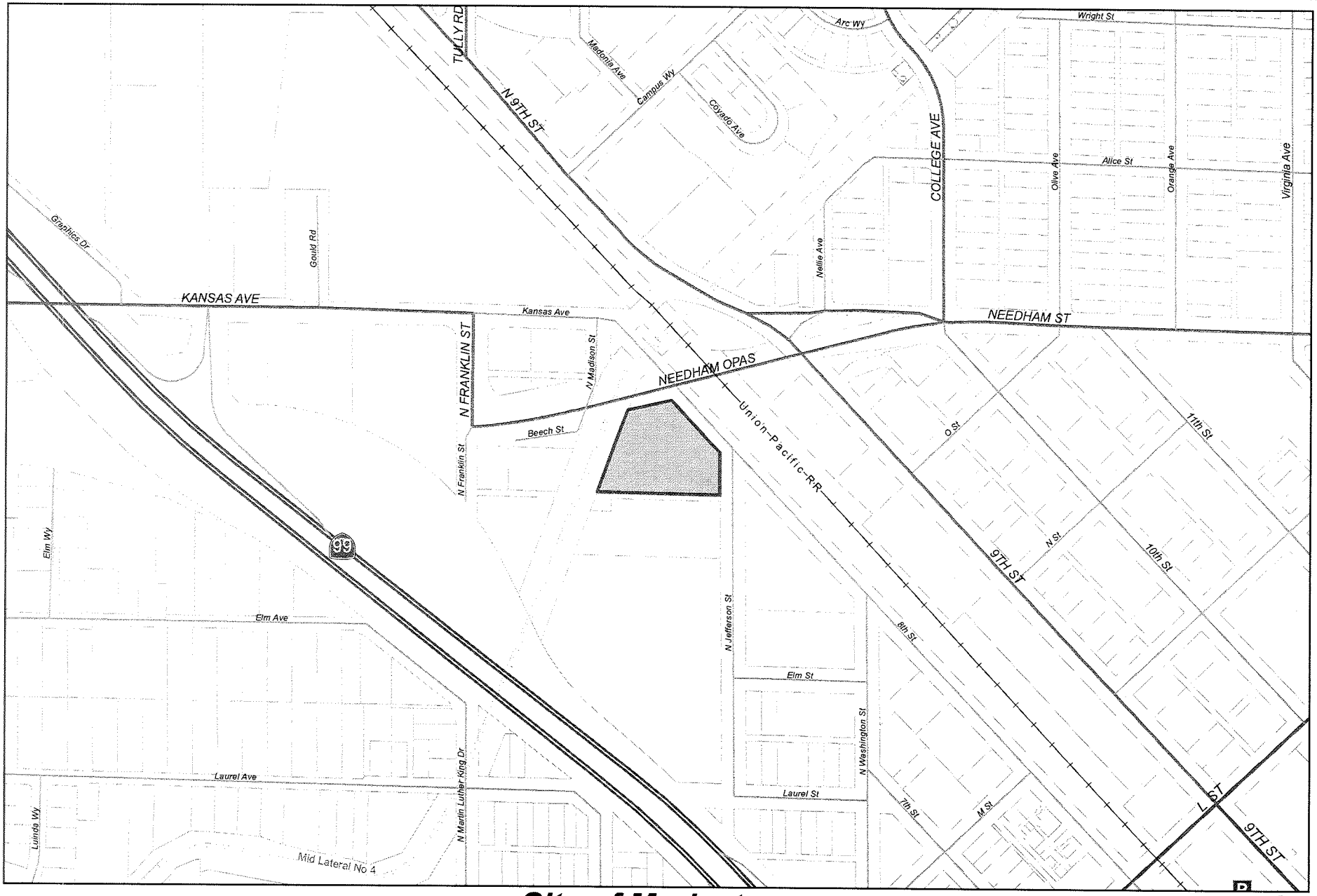

0 387.5 775
Feet

City of Modesto

Project #: 100451

PW - Fleet Maintenance Facility

MODESTO
CALIFORNIA

PW - Fleet Maintenance Facility

100451

Capital Unsponsored

Cost Center:	59999	*Category:*	Fleet	*Start Date:*	2010
Hosting Fund:	Fleet Management Fund-5400	*Type Class:*	General Improvements	*End Date:*	2014
Element Listing:	Comm Svcs & Fac	*Area:*	Within City	*Status:*	Active
Classification:	Replacement	*Manager:*	Fischio, Steven J.	*Const. Code:*	Under Construction

Proj Desc: This project provides funding for the Fleet Maintenance Facility Phase II project, including the Fleet Fund's contribution for Phase I - Bus Maintenance Facility. Additional Funds for this project will come from 5400 Fleet fund reserves, an increase of $5M approved by City Manager 04/11/12.

Proj Stat: In design for Phase I. Design is 65% complete.

Revenues

	Budget	Actuals+Commit	Available	Prop. Inc./Dec. for 13-14	Bud + Prop. Incr/Decr	Avail.+ Prop. Incr/Decr	14-15	15-16	16-17	17-18	Total Budgeted up to 2018
63470 Transfer In from Fund 3470	422,500	422,500	0	0	422,500	0	0	0	0	0	422,500
Revenue Totals:	422,500	422,500	0	0	422,500	0	0	0	0	0	422,500

Expenditures

	Budget	Actual+Commit	Available	Prop. Inc./Dec. for 13-14	Budget+Prop. Inc./Dec.	Avail.+Prop. Inc./Dec.	14-15	15-16	16-17	17-18	Total Budgeted up to 2018
CON Construction	5,698,000	168,147	5,529,853	0	5,698,000	5,529,853	0	0	0	0	5,698,000
EDA Eng/Design/Admin	308,124	93,725	214,399	0	308,124	214,399	0	0	0	0	308,124
LA Land Acquistion	0	-17,018	17,018	0	0	17,018	0	0	0	0	0
Expenditure Totals:	6,006,124	244,854	5,761,270	0	6,006,124	5,761,270	0	0	0	0	6,006,124

Fund Balance Required	Budget+Prop. Inc./Dec.	Available+Prop. Inc./Dec.
Fleet Management Fund-5400	5,583,624	5,761,270

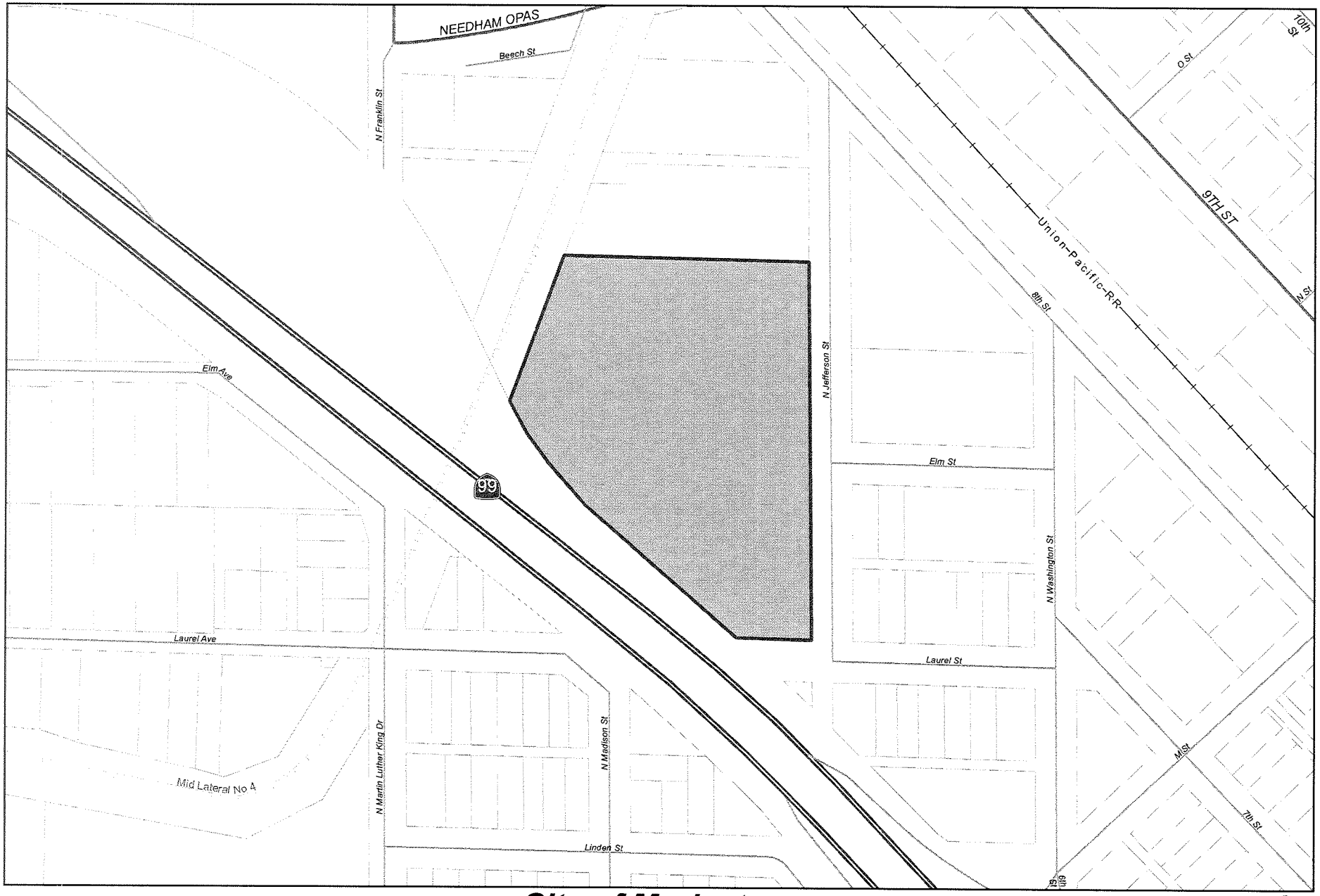

0 230 460
Feet

City of Modesto

Project #: 100703

Corporation Yard Paving

MODESTO
CALIFORNIA

Corporation Yard Paving

100703

Capital Unsponsored

Cost Center:	59999	*Category:*	Fleet	*Start Date:*	2012
Hosting Fund:	Fleet Management Fund-5400	*Type Class:*	General Improvements	*End Date:*	2013
Element Listing:	Comm Svcs & Fac	*Area:*	Within City	*Status:*	Active
Classification:	Improvements	*Manager:*	Fischio, Steven J.	*Const. Code:*	Under Construction

Proj Desc: This project will replace the valley gutters and pavement in our Corporation Yard. Funds for this project will be transfer in from Fleet fund 5400 reserves.

Proj Stat: This project is approximately 60% complete.

Expenditures	Budget	Actual+Commit	Available	Prop. Inc./Dec. for 13-14	Budget+Prop. Inc./Dec.	Avail.+Prop. Inc./Dec.	14-15	15-16	16-17	17-18	Total Budgeted up to 2018
CCF City Construct Force	0	27,700	-27,700	27,700	27,700	0	0	0	0	0	27,700
CON Construction	200,000	71,360	128,640	-27,700	172,300	100,940	0	0	0	0	172,300
Expenditure Totals:	200,000	99,060	100,940	0	200,000	100,940	0	0	0	0	200,000

Fund Balance Required	Budget+Prop. Inc./Dec.	Available+Prop. Inc./Dec.
Fleet Management Fund-5400	200,000	100,940

THIS PAGE LEFT BLANK INTENTIONALLY

INFORMATION TECHNOLOGY

SYSTEM OVERVIEW

Financial System

Description: The City of Modesto utilizes CGI-AMS financial software to handle its accounting, purchasing, accounts payable, payroll, budgeting, and auditing requirements. Unfortunately, the existing system is not integrated with other city applications, and it runs on outdated technology. It does not provide timely and detailed reports, it is not user-friendly, and the vendor has announced that without a commitment to upgrade to its current flagship software it will discontinue support for the current version used by the City of Modesto. Discontinued support would lead to the potential for paying higher technical support costs when support is needed as well as significant fees in order to upgrade to the newest, supported version. These system shortcomings lead to duplicate data entry overhead, and multiple side systems created by users who need to track data not available in the system. There is also the potential for monetary losses, such as those which occurred prior to the implementation of an Accounts Receivable system.

In 2007, the Information Technology and Finance staff completed a Request for Proposal (RFP) process for an Enterprise Resource Planning (ERP) independent services contract to assist the City of Modesto with the ERP project. Gartner, Inc. was awarded the ERP services contract in January, 2008 in the amount of $316,000. The extent of contracted ERP services includes an in-depth requirements definition, RFP development, RFP proposal submission and evaluation, contract negotiation and vendor selection, procurement method analysis, return on investment analysis and an implementation strategy. The financial functional areas to be included in the ERP system are: General Ledger Maintenance, Accounts Payable, Accounts Receivable, Budgeting, Grants and Project Management, Requisition and Purchase Orders and Encumbrances, Payroll Processing, Job Cost and Work Order Maintenance. The functional areas to be included from the Human Resources Department are: Performance Management, Position Control and Applicant Tracking, Benefits Administration, Salary Forecasting and Modeling and Equal Employment Opportunity Reporting.

City of Modesto functional teams, including department decision makers, subject matter experts and representative end-user staff have been developed. Gartner conducted interviews with team members to develop the RFP requirements and ensuing tasks necessary to complete the ERP services project. In coordination with Gartner, a comprehensive Request for Proposals (RFP) was created and approved by Council for release. The RFP was completed February 17, 2009 with nine vendors responding with proposals. The city project team has evaluated the submitted proposals and brought the results/recommendations to Council in May, 2010. Staff estimates the total project cost to be $7.4 million with funding identified from multiple sources.

Status: Wave 1, which includes financial modules (general ledger, procurement, project accounting, cash management, accounts payable and fixed assets) and the basic human resource structure, was implemented on April 4, 2011. Wave 2, payroll, time and labor,

employee benefits, and additional inventory management modules, was implemented on October 4, 2011. The Public Sector Budgeting (PSB) module was not implemented for this project because Oracle is phasing PSB out for a more comprehensive budget and forecasting model, Hyperion. Hyperion was not available for public sector when the City of Modesto created and approved the ERP project. Additional restructuring to the performance management and absence management modules need to be completed before these modules can be utilized. The absence management module delivered by Oracle requires supervisor staff to enter all staff absences, which equates to duplicate data entry, since absences are required to be entered on the timecard by staff. The time and labor module can be used as an absence management repository if additional absence types are added. This procedure has been reviewed with Human Resource and Finance staff for needed approvals. IT staff will create reports needed by the supervisors in order to track, report and take appropriate actions on staff absences. Due to existing workloads, estimated availability of the absence management process is projected for the late 2013. The performance management module has a performance management objectives library functionality which would provide usability of this module for City staff. The current employee performance model is under review by Human Resources; if it is decided to stay with the current process a sample library of objectives will be created and the performance management module will be reconfigured, tested and evaluated for production usage. The direction on the budget module has yet to be decided.

THIS PAGE LEFT BLANK INTENTIONALLY

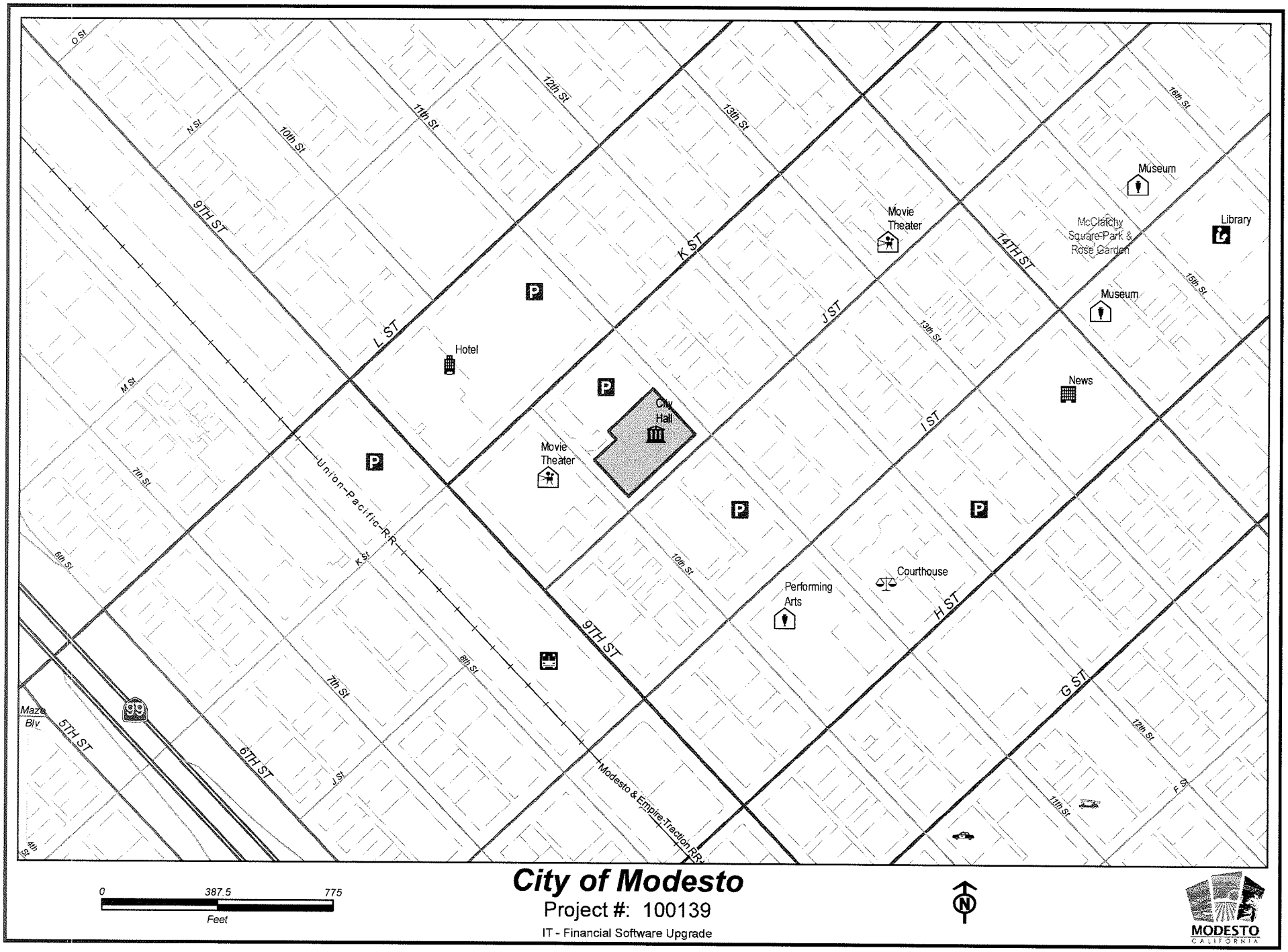

0 387.5 775
Feet

City of Modesto

Project #: 100139

IT - Financial Software Upgrade

N

MODESTO
CALIFORNIA

IT - Financial Software Upgrade

100139

Capital Unsponsored

Cost Center: 07999
Hosting Fund: Information Technology Fund-5230
Element Listing: Comm Svcs & Fac
Classification: Replacement

Category: Information Technology
Type Class: Information Technology
Area: Within City
Manager: Harless, Kevin R

Start Date: 2005
End Date: 2013
Status: Active
Const. Code: Under Construction

Proj Desc: Upgrade or replace the City's current financial software system with a current, state of the art financial system ERP that is integrated where applicable with other City applications that include human resources and utility billing.

Proj Stat: Project currently active, one outstanding change order still exists for payroll costing to G/L and Year-End processing.

Revenues	Budget	Actuals+Commit	Available	Prop. Inc./Dec. for 13-14	Bud + Prop. Incr/Decr	Avail.+ Prop. Incr/Decr	14-15	15-16	16-17	17-18	Total Budgeted up to 2018
60100 Transfer In from Fund 0100	2,893,497	2,893,497	0	0	2,893,497	0	0	0	0	0	2,893,497
61200 Transfer In from Fund 1200	1,230	1,230	0	0	1,230	0	0	0	0	0	1,230
61300 Transfer In from Fund 1300	136,378	136,378	0	0	136,378	0	0	0	0	0	136,378
61320 Transfer In from Fund 1320	2,226	2,226	0	0	2,226	0	0	0	0	0	2,226
61330 Transfer In from Fund 1330	1,255	1,255	0	0	1,255	0	0	0	0	0	1,255
61360 Transfer In from Fund 1360	3,007	3,007	0	0	3,007	0	0	0	0	0	3,007
61510 Transfer In from Fund 1510	4,728	4,728	0	0	4,728	0	0	0	0	0	4,728
61520 Transfer In from Fund 1520	666	666	0	0	666	0	0	0	0	0	666
61700 Transfer In from Fund 1700	239,437	239,437	0	0	239,437	0	0	0	0	0	239,437
61800 Transfer In from Fund 1800	6,954	6,954	0	0	6,954	0	0	0	0	0	6,954
61905 Transfer In from Fund 1905	3,414	0	3,414	0	3,414	3,414	0	0	0	0	3,414
61906 Transfer In from Fund 1906	10,697	0	10,697	0	10,697	10,697	0	0	0	0	10,697
61908 Transfer In from Fund 1908	9,443	0	9,443	0	9,443	9,443	0	0	0	0	9,443
62902 Transfer In from Fund 2902	12,906	0	12,906	0	12,906	12,906	0	0	0	0	12,906
63220 Transfer In from Fund 3220	105,235	42,094	63,141	0	105,235	63,141	0	0	0	0	105,235
63410 Transfer In from Fund 3410	72,339	72,339	0	0	72,339	0	0	0	0	0	72,339
63420 Transfer In from Fund 3420	160	160	0	0	160	0	0	0	0	0	160
63430 Transfer In from Fund 3430	1,994	1,994	0	0	1,994	0	0	0	0	0	1,994
63440 Transfer In from Fund 3440	655	655	0	0	655	0	0	0	0	0	655
63450 Transfer In from Fund 3450	228	228	0	0	228	0	0	0	0	0	228
63460 Transfer In from Fund 3460	14,356	14,356	0	0	14,356	0	0	0	0	0	14,356
63470 Transfer In from Fund 3470	1,124	1,124	0	0	1,124	0	0	0	0	0	1,124
63480 Transfer In from Fund 3480	2,862	2,862	0	0	2,862	0	0	0	0	0	2,862
64000 Transfer In from Fund 4000	55,007	55,007	0	0	55,007	0	0	0	0	0	55,007
64100 Transfer In from Fund 4100	668,611	668,611	0	0	668,611	0	0	0	0	0	668,611
64210 Transfer In from Fund 4210	690,687	690,687	0	0	690,687	0	0	0	0	0	690,687

64310 Transfer In from Fund 4310	62,824	62,824	0	0	62,824	0	0	0	0	0	62,824
64480 Transfer In from Fund 4480	111,744	111,744	0	0	111,744	0	0	0	0	0	111,744
64510 Transfer In from Fund 4510	107,611	107,611	0	0	107,611	0	0	0	0	0	107,611
64520 Transfer In from Fund 4520	8,242	8,242	0	0	8,242	0	0	0	0	0	8,242
64530 Transfer In from Fund 4530	10,858	10,858	0	0	10,858	0	0	0	0	0	10,858
64540 Transfer In from Fund 4540	97,861	97,861	0	0	97,861	0	0	0	0	0	97,861
64550 Transfer In from Fund 4550	5,172	5,172	0	0	5,172	0	0	0	0	0	5,172
64600 Transfer In from Fund 4600	18,712	0	18,712	0	18,712	18,712	0	0	0	0	18,712
64700 Transfer In from Fund 4700	44,476	44,476	0	0	44,476	0	0	0	0	0	44,476
64710 Transfer In from Fund 4710	9,060	9,060	0	0	9,060	0	0	0	0	0	9,060
64890 Transfer In from Fund 4890	90,440	90,440	0	0	90,440	0	0	0	0	0	90,440
65510 Transfer In from Fund 5510	0	0	0	0	0	0	0	0	0	0	0
66100 Transfer In from Fund 6100	583	0	583	0	583	583	0	0	0	0	583
66600 Transfer In from Fund 6600	68,573	0	68,573	0	68,573	68,573	0	0	0	0	68,573
66700 Transfer In from Fund 6700	20,542	0	20,542	0	20,542	20,542	0	0	0	0	20,542
66710 Transfer In from Fund 6710	665	0	665	0	665	665	0	0	0	0	665
Revenue Totals:	5,596,459	5,387,783	208,676	0	5,596,459	208,676	0	0	0	0	6,018,959

Expenditures	Budget	Actual+Commit	Available	Prop. Inc./Dec. for 13-14	Budget+Prop. Inc./Dec.	Avail.+Prop. Inc./Dec.	14-15	15-16	16-17	17-18	Total Budgeted up to 2018
Appr Unit C Appr Unit C	6,602,466	6,021,039	581,427	0	6,602,466	581,427	0	0	0	0	6,602,466
CC Consultant Charges	48,406	41,791	6,615	0	48,406	6,615	0	0	0	0	48,406
EDA Eng/Design/Admin	487,920	574,456	-86,536	0	487,920	-86,536	0	0	0	0	487,920
Expenditure Totals:	7,138,792	6,637,285	501,507	0	7,138,792	501,507	0	0	0	0	7,138,792

Fund Balance Required	Budget+Prop. Inc./Dec.	Available+Prop. Inc./Dec.
Information Technology Fund-5230	1,542,333	292,831

THIS PAGE LEFT BLANK INTENTIONALLY

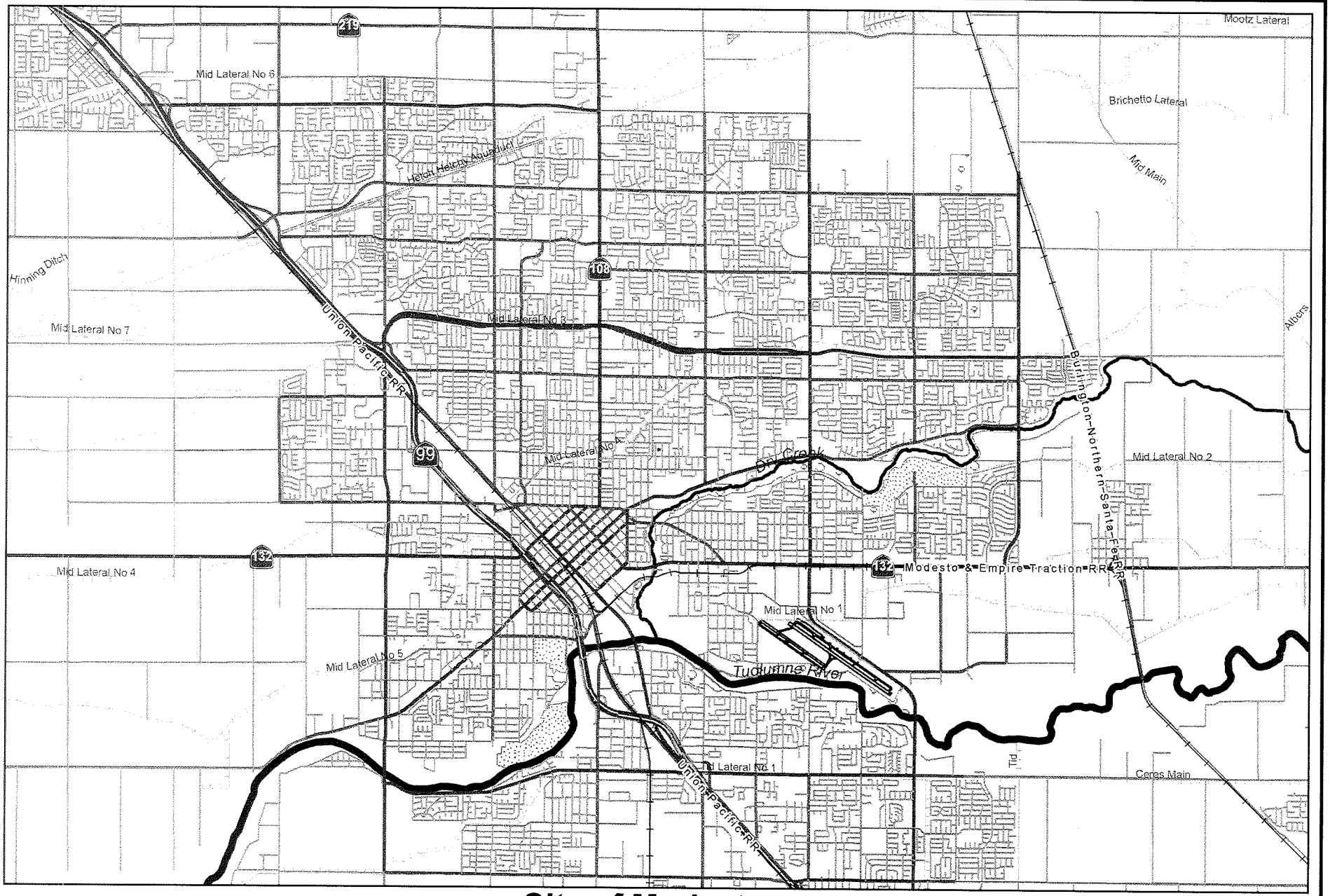

0 5,500 11,000
Feet

City of Modesto

Project #: 100195

MPD - FY 2007 Byrne Justice Grant (100198)

N

MODESTO
CALIFORNIA

MPD - FY 2007 Byrne Justice Grant (100198)

100195

Capital Unsponsored

Cost Center:	19999	*Category:*	Information Technology	*Start Date:*	2006
Hosting Fund:	Information Technology Fund-5230	*Type Class:*	Information Technology	*End Date:*	2013
Element Listing:	Public Safety	*Area:*	Within City	*Status:*	Active
Classification:	Improvements	*Manager:*	Harless, Kevin R	*Const. Code:*	Under Construction

Proj Desc: Replacement of the existing outdated Computer Aided Dispatch (CAD) System with a current, state of the art CAD system. The new system would provide improved functionality and communication capabilities as well as integration with other Public Safety Systems such as the MPD Records Management System (RMS) and MPD/MFD Mobile Data Computers (MDC's). Grant number 2007-DJ-BX-0598.

Proj Stat: The Coplink product has been installed, staff have been trained and the system "Went Live" April 2011. The new records sytem was imported into the Coplink program November 2011. Staff are awaiting approval of final acceptance test in 2013.

Revenues	Budget	Actuals+Commit	Available	Prop. Inc./Dec. for 13-14	Bud + Prop. Incr/Decr	Avail.+ Prop. Incr/Decr	14-15	15-16	16-17	17-18	Total Budgeted up to 2018
42090 Intergov - Federal - Miscellaneous	142,462	142,462	0	0	142,462	0	0	0	0	0	142,462
Revenue Totals:	142,462	142,462	0	0	142,462	0	0	0	0	0	142,462

Expenditures	Budget	Actual+Commit	Available	Prop. Inc./Dec. for 13-14	Budget+Prop. Inc./Dec.	Avail.+Prop. Inc./Dec.	14-15	15-16	16-17	17-18	Total Budgeted up to 2018
CON Construction	142,462	142,462	0	0	142,462	0	0	0	0	0	142,462
Expenditure Totals:	142,462	142,462	0	0	142,462	0	0	0	0	0	142,462

Fund Balance Required	Budget+Prop. Inc./Dec.	Available+Prop. Inc./Dec.
Information Technology Fund-5230	0	0

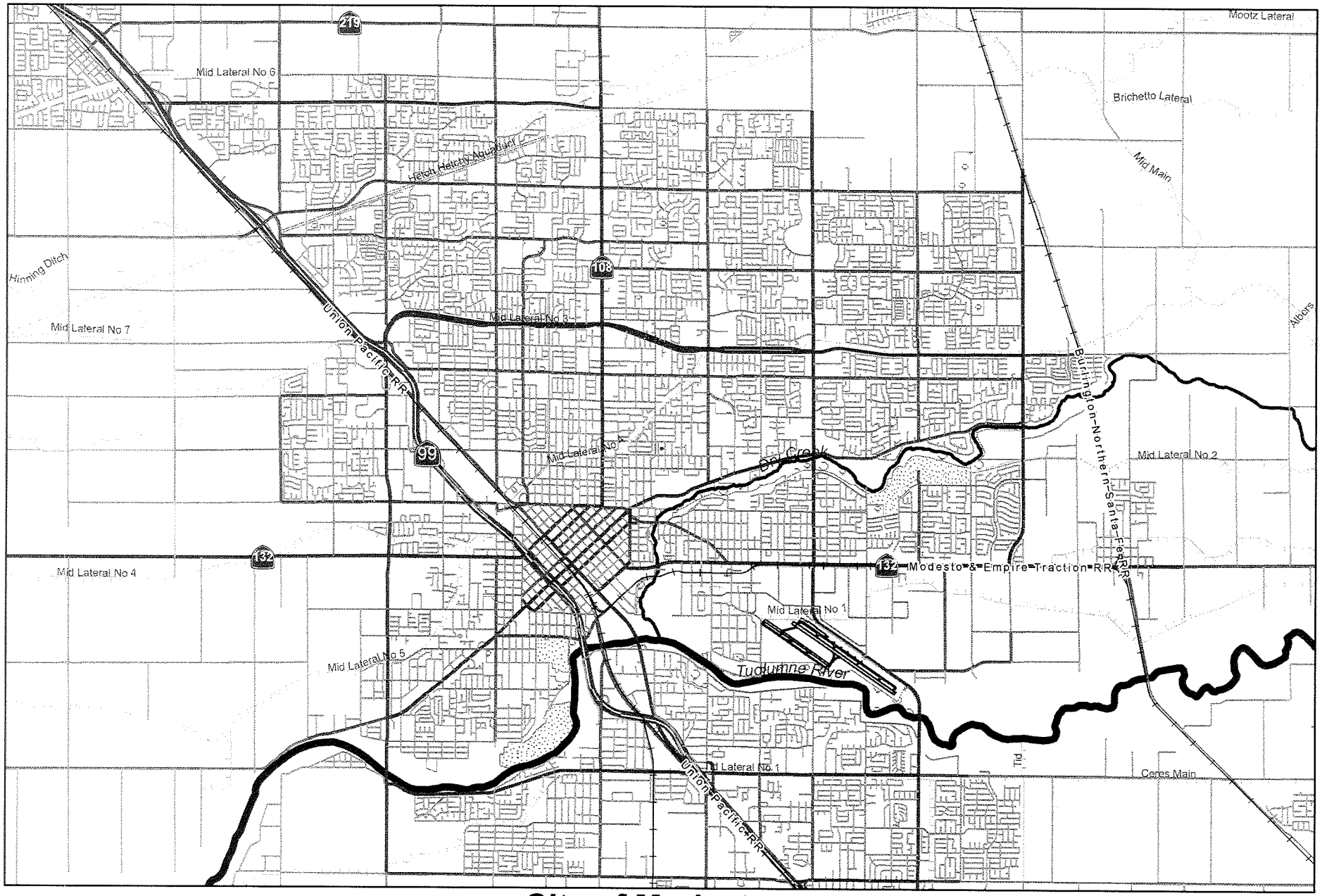

0 5,500 11,000
Feet

City of Modesto

Project #: 100198

MPD - CAD Computer Aided Dispatch

MODESTO
CALIFORNIA

MPD - CAD Computer Aided Dispatch

100198

Capital Unsponsored

Cost Center:	19999	*Category:*	Information Technology	*Start Date:*	2006
Hosting Fund:	Information Technology Fund-5230	*Type Class:*	Information Technology	*End Date:*	2013
Element Listing:	Public Safety	*Area:*	Within City	*Status:*	Active
Classification:	Improvements	*Manager:*	Harless, Kevin R	*Const. Code:*	Under Construction

Proj Desc: Replacement of the existing outdated Computer Aided Dispatch (CAD) System with a current, state of the art CAD system. The new system would provide improved functionality and communication capabilities as well as integration with other Public Safety Systems such as the MPD Records Management System (RMS) and MPD/MFD Mobile Data Computers (MDC's).

Proj Stat: The vendor has delivered a majority of final system acceptance items and testing and certification will be conducted and a complete delivery is expeted 1st quarter of CY2012. Staff are awaiting approval of final acceptance test in 2013.

Revenues	Budget	Actuals+Commit	Available	Prop. Inc./Dec. for 13-14	Bud + Prop. Incr/Decr	Avail.+ Prop. Incr/Decr	14-15	15-16	16-17	17-18	Total Budgeted up to 2018
49001 Sales of Fixed Assets	0	0	0	0	0	0	0	0	0	0	0
49002 Gain on Sale of Fixed Assets	0	-33,335	33,335	0	0	33,335	0	0	0	0	0
60100 Transfer In from Fund 0100	819,680	819,680	0	0	819,680	0	0	0	0	0	819,680
63440 Transfer In from Fund 3440	651,925	651,925	0	0	651,925	0	0	0	0	0	651,925
Revenue Totals:	1,471,605	1,438,270	33,335	0	1,471,605	33,335	0	0	0	0	1,614,067

Expenditures	Budget	Actual+Commit	Available	Prop. Inc./Dec. for 13-14	Budget+Prop. Inc./Dec.	Avail.+Prop. Inc./Dec.	14-15	15-16	16-17	17-18	Total Budgeted up to 2018
CON Construction	1,471,605	1,291,234	180,371	0	1,471,605	180,371	0	0	0	0	1,471,605
Expenditure Totals:	1,471,605	1,291,234	180,371	0	1,471,605	180,371	0	0	0	0	1,471,605

Fund Balance Required	Budget+Prop. Inc./Dec.	Available+Prop. Inc./Dec.
Information Technology Fund-5230	0	147,036

THIS PAGE LEFT BLANK INTENTIONALLY

Miscellaneous

THIS PAGE LEFT BLANK INTENTIONALLY

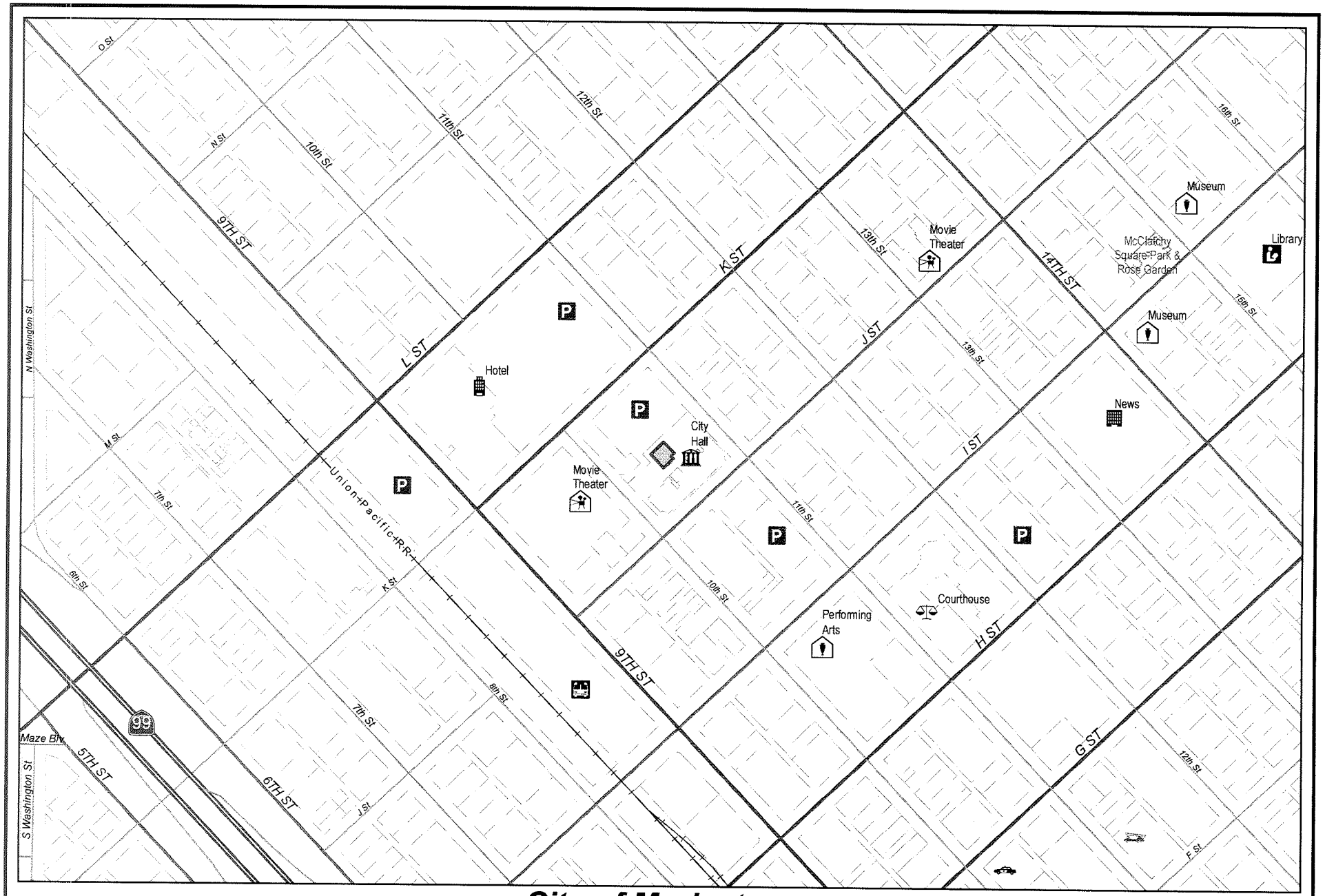

City of Modesto

Project #: 100135

FIN - Counter Reconstruction

0 387.5 775
Feet

N

MODESTO
CALIFORNIA

FIN - Counter Reconstruction

100135

Capital Unsponsored

Cost Center:	12999	*Category:*	Miscellaneous	*Start Date:*	2005
Hosting Fund:	Special Fund for Capital Outlay-3120	*Type Class:*	Miscellaneous	*End Date:*	2013
Element Listing:	Comm Svcs & Fac	*Area:*	Within City	*Status:*	Active
Classification:	Improvements	*Manager:*	Curtin, Leslie Suzanne	*Const. Code:*	Not Awarded

Proj Desc: Replacement of the Customer Services lobby security glass/counter which will provide a secure ergonomically correct environment for both employees and customers. After moving into Tenth Street Place, the Customer Services counter was found to be ergonomically inadequate for prolonged, consistent use. The Glass window openings and counter configuration are a safety hazard for citizens and a security hazard for staff. Due to ergonomic deficiencies, two staff have filed workers compensation claims. In addition, the Customer Services staff processes and receipts all incoming revenue. In order to assure the safekeeping of revenue and the safety of staff it is necessary to have a secure window opening to receipt monies. Modification of the existing Customer Services counter/glass will provide a safe, secure and ergonomically correct environment for both employees and citizens.

Proj Stat: Currently in the process of preparing an amendment to Pacific Design's original contract to proceed with the design of the project. The completion of this project is anticipated by the end of calendar year 2013.

Revenues

	Budget	Actuals+Commit	Available	Prop. Inc./Dec. for 13-14	Bud + Prop. Incr/Decr	Avail.+ Prop. Incr/Decr	14-15	15-16	16-17	17-18	Total Budgeted up to 2018
60100 Transfer In from Fund 0100	12,950	0	12,950	0	12,950	12,950	0	0	0	0	12,950
64100 Transfer In from Fund 4100	126,375	15,015	111,360	0	126,375	111,360	0	0	0	0	126,375
64210 Transfer In from Fund 4210	126,376	15,015	111,361	0	126,376	111,361	0	0	0	0	126,376
Revenue Totals:	265,701	30,031	235,670	0	265,701	235,670	0	0	0	0	265,701

Expenditures

	Budget	Actual+Commit	Available	Prop. Inc./Dec. for 13-14	Budget+Prop. Inc./Dec.	Avail.+Prop. Inc./Dec.	14-15	15-16	16-17	17-18	Total Budgeted up to 2018
	0	0	0	0	0	0	0	0	0	0	0
CA Construction Admin	29,950	0	29,950	0	29,950	29,950	0	0	0	0	29,950
CON Construction	156,545	0	156,545	0	156,545	156,545	0	0	0	0	156,545
CTGY-CIP Contingency - CIP	16,000	0	16,000	0	16,000	16,000	0	0	0	0	16,000
EDA Eng/Design/Admin	63,206	46,379	16,827	0	63,206	16,827	0	0	0	0	63,206
Expenditure Totals:	265,701	46,379	219,322	0	265,701	219,322	0	0	0	0	265,701

Fund Balance Required	Budget+Prop. Inc./Dec.	Available+Prop. Inc./Dec.
Special Fund for Capital Outlay-3120	0	-16,348

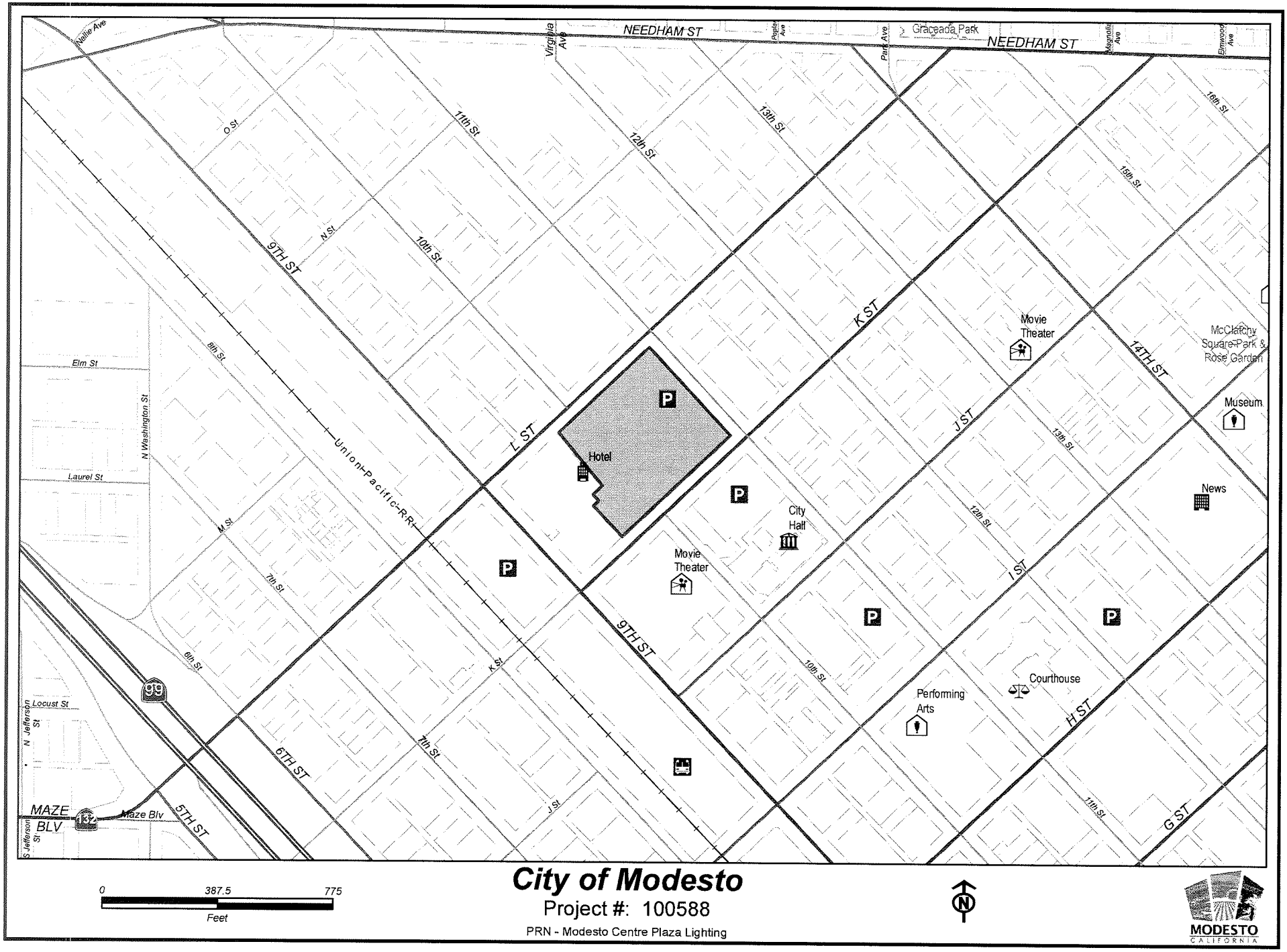

City of Modesto

Project #: 100588

PRN - Modesto Centre Plaza Lighting

MODESTO
CALIFORNIA

PRN - Modesto Centre Plaza Lighting

100588

Capital Unsponsored

Cost Center:	39999	*Category:*	Miscellaneous	*Start Date:*	2011
Hosting Fund:	Capital Grants - PRN-3100	*Type Class:*	Maintenance	*End Date:*	2012
Element Listing:	Comm Dev	*Area:*	Within City	*Status:*	Active
Classification:	Improvements	*Manager:*	Holt, Loren R	*Const. Code:*	Under Construction

Proj Desc: This project would replace and/or remove approximately 1,400 old, inefficient lighting bulbs/fixtures at the City-owned Modesto Centre Plaza with energy efficient bulbs/fixtures. In addition, occupancy sensors and photocells will be used in appropriate locations to increase the efficiency of the new lighting.

Proj Stat: Project is under construction with a completion date of September 2012 anticipated.

Revenues

	Budget	Actuals+Commit	Available	Prop. Inc./Dec. for 13-14	Bud + Prop. Incr/Decr	Avail.+ Prop. Incr/Decr	14-15	15-16	16-17	17-18	Total Budgeted up to 2018
42020 Intergov - Federal - American Rec Reimb Act	745,500	745,500	0	0	745,500	0	0	0	0	0	745,500
64890 Transfer In from Fund 4890	16,000	66,000	-50,000	0	16,000	-50,000	0	0	0	0	16,000
Revenue Totals:	761,500	811,500	-50,000	0	761,500	-50,000	0	0	0	0	761,500

Expenditures

	Budget	Actual+Commit	Available	Prop. Inc./Dec. for 13-14	Budget+Prop . Inc./Dec.	Avail.+Prop. Inc./Dec.	14-15	15-16	16-17	17-18	Total Budgeted up to 2018
CA Construction Admin	53,219	22,909	30,310	0	53,219	30,310	0	0	0	0	53,219
CON Construction	665,237	665,237	0	0	665,237	0	0	0	0	0	665,237
CTGY Contingency - CIP	43,219	23,233	19,986	0	43,219	19,986	0	0	0	0	43,219
EDA Eng/Design/Admin	49,368	48,405	963	0	49,368	963	0	0	0	0	49,368
Expenditure Totals:	811,043	759,784	51,259	0	811,043	51,259	0	0	0	0	811,043

Fund Balance Required	Budget+Prop. Inc./Dec.	Available+Prop. Inc./Dec.
Capital Grants - PRN-3100	49,543	101,259

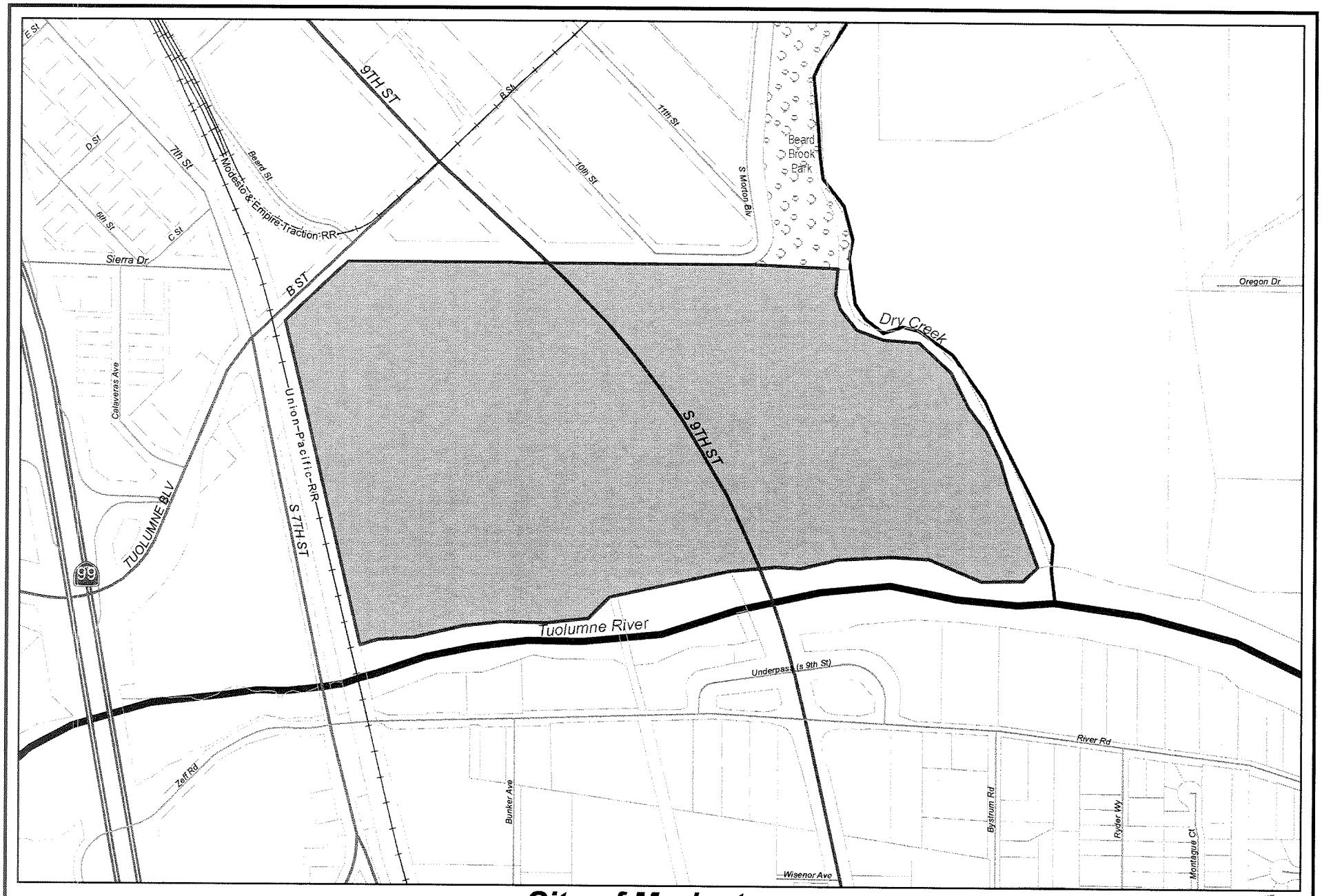

0 462.5 925
Feet

City of Modesto

Project #: 100709

TRRP Gateway Phase 1.3 Trails

N

MODESTO
CALIFORNIA

TRRP Gateway Phase 1.3 Trails

100709

Capital Unsponsored

Cost Center: 39999
Hosting Fund: JPA - TRRP Special Revenue Fund - CIP-6710
Element Listing: Comm Dev
Classification: Improv

Category: Miscellaneous
Type Class: Non-Motorized Trail System
Area: Within City
Manager: Holt, Loren R

Start Date: 2011
End Date: Ongoing
Status: Active
Const. Code: Under Construction

Proj Desc: TRRP Gateway Phase 1.3 Cottonwood & Arroyo Willow Trails

Proj Stat: This project is currently in progress.

Revenues	Budget	Actuals+Commit	Available	Prop. Inc./Dec. for 13-14	Bud + Prop. Incr/Decr	Avail.+ Prop. Incr/Decr	14-15	15-16	16-17	17-18	Total Budgeted up to 2018
42015 Intergov - Federal - Federal Highway Administration	350,000	0	350,000	0	350,000	350,000	0	0	0	0	350,000
42197 Intergov - State - Habitat Conservation	200,000	0	200,000	1,148	201,148	201,148	0	0	0	0	201,148
Revenue Totals:	550,000	0	550,000	1,148	551,148	551,148	0	0	0	0	551,148

Expenditures	Budget	Actual+Commit	Available	Prop. Inc./Dec. for 13-14	Budget+Prop. Inc./Dec.	Avail.+Prop. Inc./Dec.	14-15	15-16	16-17	17-18	Total Budgeted up to 2018
CA Construction Admin	46,188	16,223	29,965	0	46,188	29,965	0	0	0	0	46,188
CON Construction	384,900	384,900	0	0	384,900	0	0	0	0	0	384,900
CTGY Contingency - CIP	38,490	0	38,490	0	38,490	38,490	0	0	0	0	38,490
EDA Eng/Design/Admin	27,000	28,136	-1,136		27,000	-1,136	0	0	0	0	27,000
Expenditure Totals:	496,578	429,259	67,319	0	496,578	67,319	0	0	0	0	496,578

Fund Balance Required	Budget+Prop. Inc./Dec.	Available+Prop. Inc./Dec.
JPA - TRRP Special Revenue Fund - CIP-6710	-54,570	-483,829

THIS PAGE LEFT BLANK INTENTIONALLY

Parking

THIS PAGE LEFT BLANK INTENTIONALLY

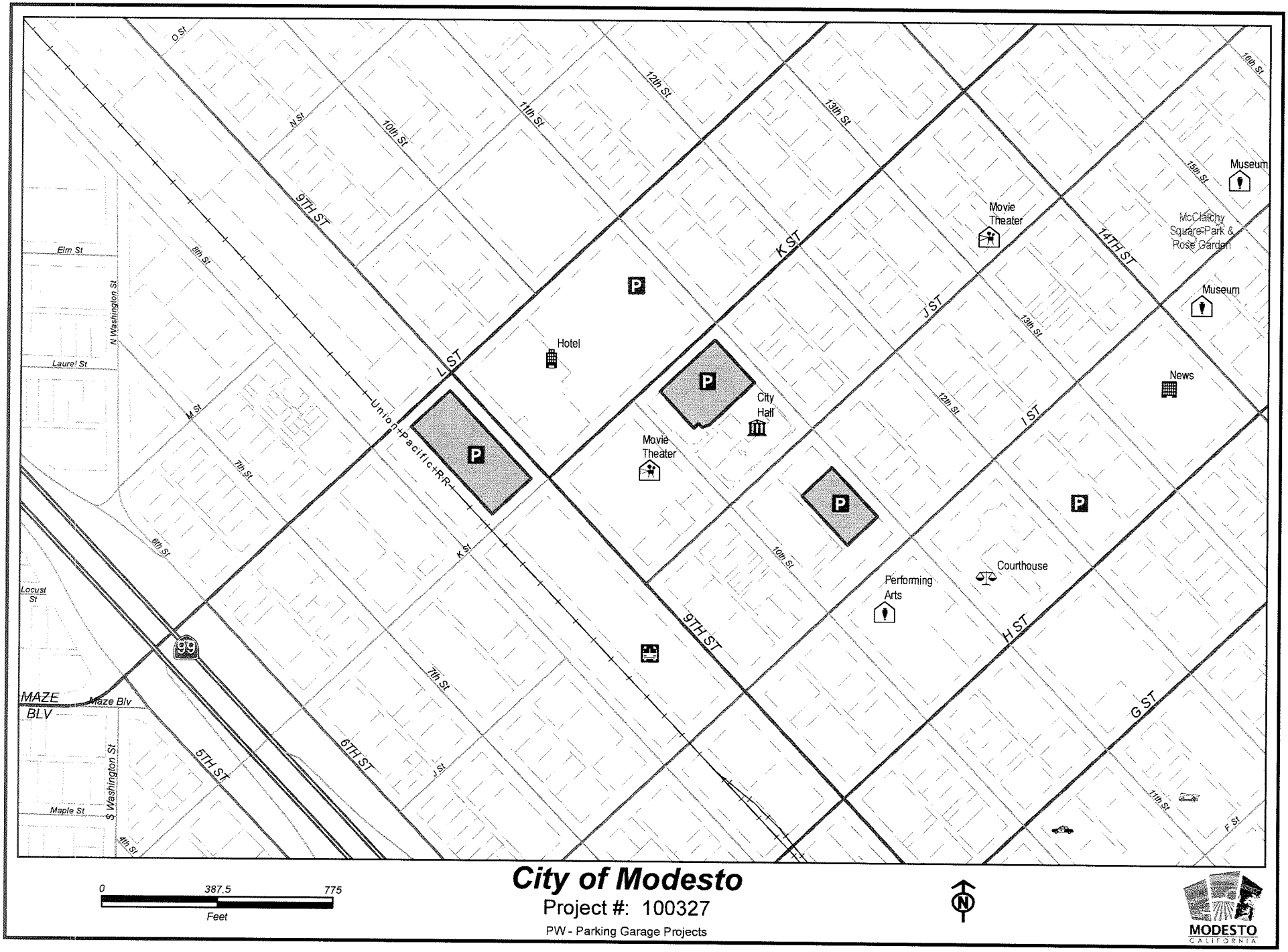

City of Modesto

Project #: 100327

PW - Parking Garage Projects

MODESTO
CALIFORNIA

PW - Parking Garage Projects

100327

Capital Unsponsored

Cost Center:	59999	*Category:*	Parking	*Start Date:*	2006
Hosting Fund:	Parking Fund-4000	*Type Class:*	Miscellaneous	*End Date:*	2014
Element Listing:	Comm Svcs & Fac	*Area:*	Within City	*Status:*	Active
Classification:	Improvements	*Manager:*	Fischio, Steven J.	*Const. Code:*	Under Construction

Proj Desc: This project will up-grade the 9th, 10th, and 11street parking garages in the areas of parking garage equipment automation, lighting and painting. Currently the garage automated equipment is a series 1 that is over 7 years old. The industry is currently at a series 3. We are finding parts and knowledgeable repair facilities harder to acquire. Our parking division has just finished a 5 year study that suggests that we move in the direction of pay-on-foot automated systems. These systems will move our parking division into a 24 hour 7 day per week program with less employees.

As recommended in the Walker report and accepted by Council the parking divisions in the process of purchasing automated equipment for three parking garages and three flat lots. In addition the 11th and 9th street parking garages are in the process of being relamped with a more efficient lighting system and also include modernization of the 11th Street parking garage elevator.

In addition this CIP will be funding automated equipment, lighting and parking lot surface repairs for the Centre Plaza parking lot as well at the two lots on 9th street and a new fence to secure the 8th Street Parking Lot.

Proj Stat: Automation is complete. The lighting upgrade is in progress. This project is scheduled to be completed by 2014.

Expenditures	Budget	Actual+Commit	Available	Prop. Inc./Dec. for 13-14	Budget+Prop. Inc./Dec.	Avail.+Prop. Inc./Dec.	14-15	15-16	16-17	17-18	Total Budgeted up to 2018
CON Construction	1,307,282	1,306,798	484	0	1,307,282	484	0	0	0	0	1,307,282
EDA Eng/Design/Admin	35,226	31,103	4,123	0	35,226	4,123	0	0	0	0	35,226
Expenditure Totals:	1,342,508	1,337,901	4,607	0	1,342,508	4,607	0	0	0	0	1,342,508

Fund Balance Required	Budget+Prop. Inc./Dec.	Available+Prop. Inc./Dec.
Parking Fund-4000	1,342,508	4,607

THIS PAGE LEFT BLANK INTENTIONALLY

Parks

PARK SYSTEM

SYSTEM OVERVIEW

The 2013-2014 program has been formulated to address the current goals and policies established by Council and as established in the 2008 City of Modesto Urban Area General Plan and the2006 Non-Motorized Transportation Plan This program is a continuation of the FY 12-13 program and continues to provide a financing structure to allow for the completion of park development in Village One, continued development of the full build-out of existing CFF funded parks, continued work on the Non-Motorized Transportation System, park land acquisition in the outlying areas and community center development in the urban core. The Parks, Recreation and Neighborhoods Department has formulated a program with objectives that will accomplish these goals. These objectives include: compliance with Urban Area General Plan and Council mandates for park development and maintenance, advanced and current park planning, park land acquisition, park improvements, maximizing revenue potential of enterprise funds, relationships with community groups to form entrepreneurial partnerships, and continued expansion of the Fund Development Program.

Nine years ago the allocation from the General Fund to the Parks Fund for infrastructure preservation of the older Park System in Modesto was removed from the budget. This severely reduced the ability of the Parks Maintenance Division to maintain the older parks in Modesto. Consequently, the backlog of urgently needed repairs to these older parks has risen to over $10.0 million. A recent infrastructure study of the Tuolumne River Regional Park demonstrated a greater than $3 million shortfall in infrastructure funding. As the years without funding have progressed, the Park System becomes more expensive to replace and is experiencing loss of initial investment value. To meet these challenges, the City Council adopted a policy to allow for the creation and operation of a fund development program through which private investment in the entire Parks and Trails System could come in the form of financial gifts with appropriate recognition, such as "presented by" recognition and sponsorship, term naming of facilities in return for term sponsorship, gifts and donations, and other benevolent giving opportunities. Coupled with this, the City Council adopted a policy of selling non-conforming buildings and lands for the purposes of improving the existing park system. Community involvement in the form of volunteer efforts, materials donations, non-profit support, Park Partners programs and NEAT teams are strongly encouraged to help offset losses in General Fund support. Grant funding continues to be sought, although funding for maintenance is rarely available. Options for a citywide parks facilities district, and other local and regional financing options are being explored. New park development is financed through Capital Facilities Fee revenues and is maintained by Community Facilities Districts. The Parks, Recreation and Neighborhoods Department is also looking to acquire new parkland ahead of development to secure better land costs.

The Parks, Recreation and Neighborhoods Department has taken an aggressive role in applying for grant funding and has been successful in securing grant funding for development of the Tuolumne River Regional Park and the Virginia Corridor. This has generated over $24 Million in new park funding, including over $7 Million for park funding this last fiscal year. Added to that for this Fiscal Year is an allocation $2.2million in California River Parkways grant funding for the Phase 2 development of the Tuolumne River Regional Park Gateway Parcel, $3,02 million of Bicycle Transportation Act (BTA) and Congestion Mitigation and Air Quality (CMAQ) funds for the development of the Virginia Corridor Phase VI bike trail.

BUDGET HIGHLIGHTS

This year's CIP budget includes the continuation and completion of several of last year's CIP projects, including the Mary E. Grogan Community Park, Virginia Corridor Phase VI, Tuolumne River Regional Park Phase 2, John Thurman Field Improvements and miscellaneous park system improvement projects.

This past year, Council awarded the construction contract for the first phase of the Mary E. Grogan Community Park which included the installation of three (3) synthetic turf soccer field and a natural turf area sized to accommodate four (4) additional soccer fields, a concession stand, restrooms, office building parking lot, sports field lighting, perimeter fencing and a pedestrian pathway that will be paved and lighted. The Mary E. Grogan Community Park is scheduled to be open to the public in fall 2013.

As the John Thurman Field Improvement project comes to completion, expansion of the west concession stand and improvements to the west ticket booth provided needed improvements that will enhance the fan experience at the ballpark. All remaining projects will continue to enhance the customer and fan experience so that John Thurman Field will continue to be an exciting venue to spend an afternoon or evening watching our local professional baseball team, the Modesto Nuts.

Plans are underway for the development of Construction Documents for the TRRP Gateway Phase 2 project; a $3 million development of the Gateway Parcel which completes the initial phases of developing the riparian habitat areas of the parcel and restoring approximately 50 acres to riverine habitat. Included in the construction will be continued development of the Riverwalk Trail system, linking the existing trail to a new trail system that will extend to underneath the State Highway 99 overpass.

Phase VI of the Virginia Corridor will commence late summer 2013 and will continue the development of the bicycle and pedestrian trail north from Bowen Avenue to Woodrow Ave. Typical improvements will include landscaped plazas at the intersections of the

trail with the streets, paved and lighted trail, annual and perennial native hydroseeding, trees and site amenities including picnic tables, benches and split rail fencing.

MAJOR ACCOMPLISHMENTS

- Completion of the $2 million EECBG program including, HVAC upgrades and replacement of approximately 640 streetlights with LED lights.
- Completed construction of the $5 million Virginia Corridor Phase V – Briggsmore Overcrossing project
- Completed the construction of the $10.9 million Mary E. Grogan Community Park project, including the installation of 287,000 square feet of synthetic turf.
- Development and construction of four (4) irrigation wells in community parks.
- Purchased and renovated a dilapidated duplex into the Airport Neighborhood Community Center.
- Completed the street improvements to Empire Avenue.
- Removed the water tower at 17th and G Street Park.

POLICY ISSUES

The Parks, Recreation and Neighborhoods Department will continue to assist the City Council to develop and strengthen existing policy issues over the next fiscal year. These issues include: construction of the Virginia Corridor Briggsmore Phase VI, maintenance of existing neighborhood and community parks and reduce reliance on potable water to irrigate City parks by continuing to install irrigation wells in our parks. Staff will also make recommendations to fund existing park renovation and maintenance through various funding sources.

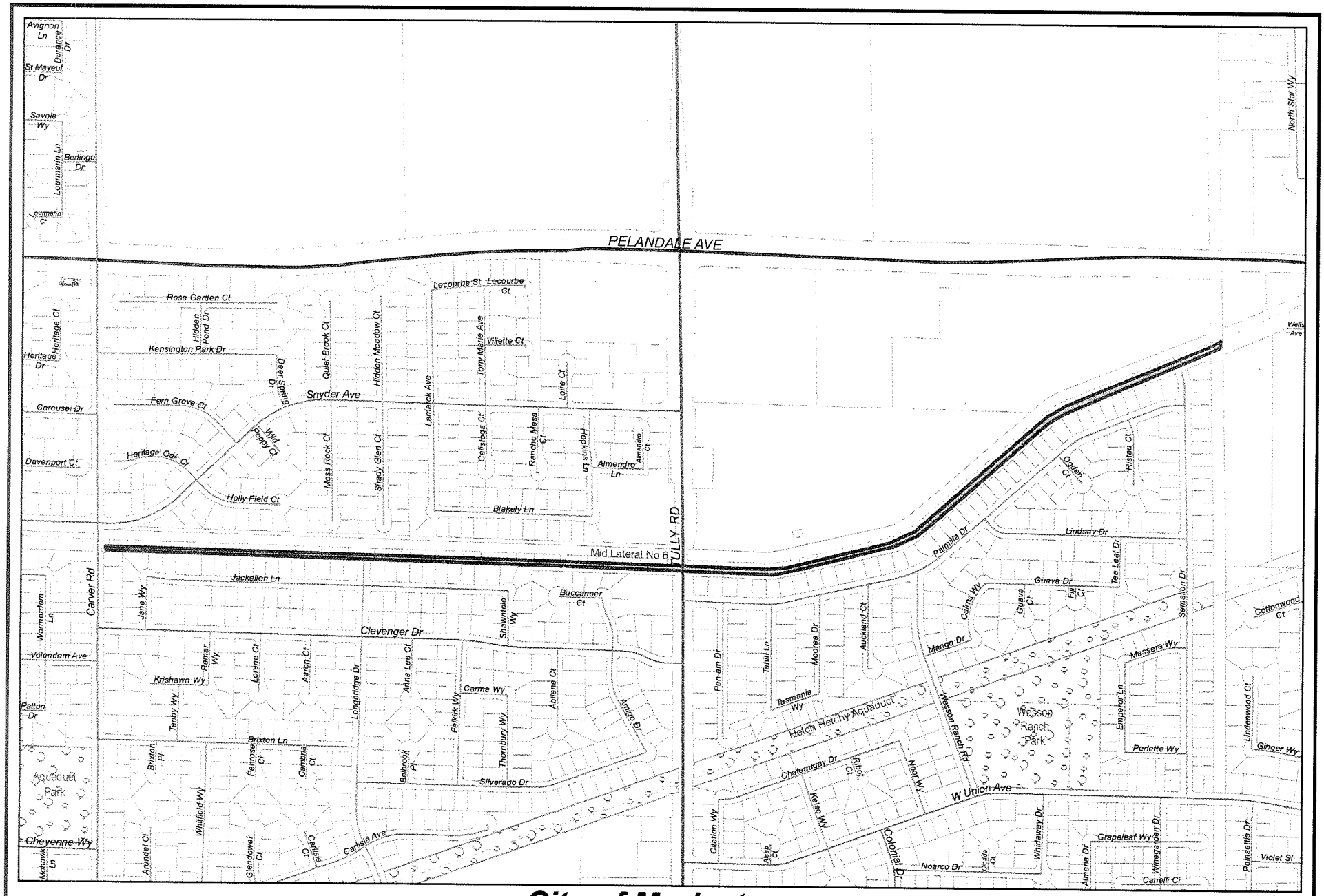

0 550 1,100
Feet

City of Modesto

Project #: 100092

CED - Carver/Bangs Pelandale/Snyder Bike Trail System

MODESTO
CALIFORNIA

CED - Carver/Bangs Pelandale/Snyder Bike Trail System

100092

Capital Unsponsored

Cost Center:	14999	*Category:*	Parks System	*Start Date:*	2010
Hosting Fund:	Pelandale/Snyder CFD Fund - CIP Projects-3280	*Type Class:*	CFF Construction	*End Date:*	2015
Element Listing:	Comm Svcs & Fac	*Area:*	Pelandale-Snyder	*Status:*	Active
Classification:	Improvements	*Manager:*	Dion, Victoria Michelle	*Const. Code:*	Not Awarded

Proj Desc: This project will provide funding to construct a Class I bike trail between Carver Rd. and the Union Pacific Railroad along the MID canal. Improvements include fencing, landscaping and 10' wide bike path. A portion of the project was constructed by a developer. The developer was reimbursed per the terms of the CFD Acquisition and Shortfall Agreement.

Proj Stat: Design has begun on the next segment of the bike trail between Carver and Tully.

Revenues	Budget	Actuals+Commit	Available	Prop. Inc./Dec. for 13-14	Bud + Prop. Incr/Decr	Avail.+ Prop. Incr/Decr	14-15	15-16	16-17	17-18	Total Budgeted up to 2018
63270 Transfer In from Fund 3270	60,000	60,000	0	0	60,000	0	0	0	0	0	60,000
Revenue Totals:	60,000	60,000	0	0	60,000	0	0	0	0	0	60,000

Expenditures	Budget	Actual+Commit	Available	Prop. Inc./Dec. for 13-14	Budget+Prop. Inc./Dec.	Avail.+Prop. Inc./Dec.	14-15	15-16	16-17	17-18	Total Budgeted up to 2018
CA Construction Admin	59,000	0	59,000	0	59,000	59,000	0	0	0	0	59,000
CON Construction	605,072	11,572	593,500	0	605,072	593,500	0	0	0	0	605,072
CTGY Contingency - CIP	59,000	0	59,000	0	59,000	59,000	0	0	0	0	59,000
EDA Eng/Design/Admin	97,222	10,159	87,063	0	97,222	87,063	0	0	0	0	97,222
LA Land Acquistion	66,169	66,169	0	0	66,169	0	0	0	0	0	66,169
Expenditure Totals:	886,463	87,899	798,564	0	886,463	798,564	0	0	0	0	886,463

Fund Balance Required	Budget+Prop. Inc./Dec.	Available+Prop. Inc./Dec.
Pelandale/Snyder CFD Fund - CIP Projects-3280	826,463	798,564

0 387.5 775
Feet

City of Modesto

Project #: 100275

PRN - Empire Street Project

MODESTO
CALIFORNIA

PRN - Empire Street Project

100275

Capital Unsponsored

Cost Center:	39999	*Category:*	Parks System	*Start Date:*	2010
Hosting Fund:	Capital Grants - Parks CIP Projects-3150	*Type Class:*	General Improvements	*End Date:*	2013
Element Listing:	Comm Dev	*Area:*	Empire North	*Status:*	Active
Classification:	Improvements	*Manager:*	Horrillo, Kenneth C	*Const. Code:*	Under Construction

Proj Desc: Street improvement project on Empire Street from Monterey to Hillside Drive. Project includes curbs, gutters, sidewalks, catch basins, fire hydrants, lighting and street paving.

Proj Stat: Survey work for property lines and construction easements is done. Other pre-construction work is underway with construction scheduled to begin in summer 2011. Property acquisition is underway, project out to bid.

Revenues

	Budget	Actuals+Commit	Available	Prop. Inc./Dec. for 13-14	Bud + Prop. Incr/Decr	Avail.+ Prop. Incr/Decr	14-15	15-16	16-17	17-18	Total Budgeted up to 2018
42030 Intergov - Federal - Housing Urban Development - Current Year	400,000	84,762	315,238	0	400,000	315,238	0	0	0	0	400,000
47020 Refunds, Damages, and Cost Recovery	0	510	-510	0	0	-510	0	0	0	0	0
61130 Transfer In from Fund 1130	940,910	113,200	827,710	0	940,910	827,710	0	0	0	0	940,910
61150 Transfer In from Fund 1150	0	44,811	-44,811	0	0	-44,811	0	0	0	0	0
61151 Transfer in from Fund 1151	93,298	77,178	16,120	0	93,298	16,120	0	0	0	0	93,298
Revenue Totals:	1,434,208	320,461	1,113,748	0	1,434,208	1,113,748	0	0	0	0	1,434,208

Expenditures

	Budget	Actual+Commit	Available	Prop. Inc./Dec. for 13-14	Budget+Prop. Inc./Dec.	Avail.+Prop. Inc./Dec.	14-15	15-16	16-17	17-18	Total Budgeted up to 2018
CA Construction Admin	250,262	41,167	209,095	0	250,262	209,095	0	0	0	0	250,262
CCF City Construct Force	94,000	0	94,000	0	94,000	94,000	0	0	0	0	94,000
CON Construction	807,104	521,705	285,399	0	807,104	285,399	0	0	0	0	807,104
CTGY Contingency - CIP	76,000	0	76,000	0	76,000	76,000	0	0	0	0	76,000
EDA Eng/Design/Admin	175,132	124,466	50,666	0	175,132	50,666	0	0	0	0	175,132
LA Land Acquisition	31,710	48,577	-16,867	0	31,710	-16,867	0	0	0	0	31,710
Expenditure Totals:	1,434,208	735,916	698,292	0	1,434,208	698,292	0	0	0	0	1,434,208

Fund Balance Required	Budget+Prop. Inc./Dec.	Available+Prop. Inc./Dec.
Capital Grants - Parks CIP Projects-3150	0	-415,455

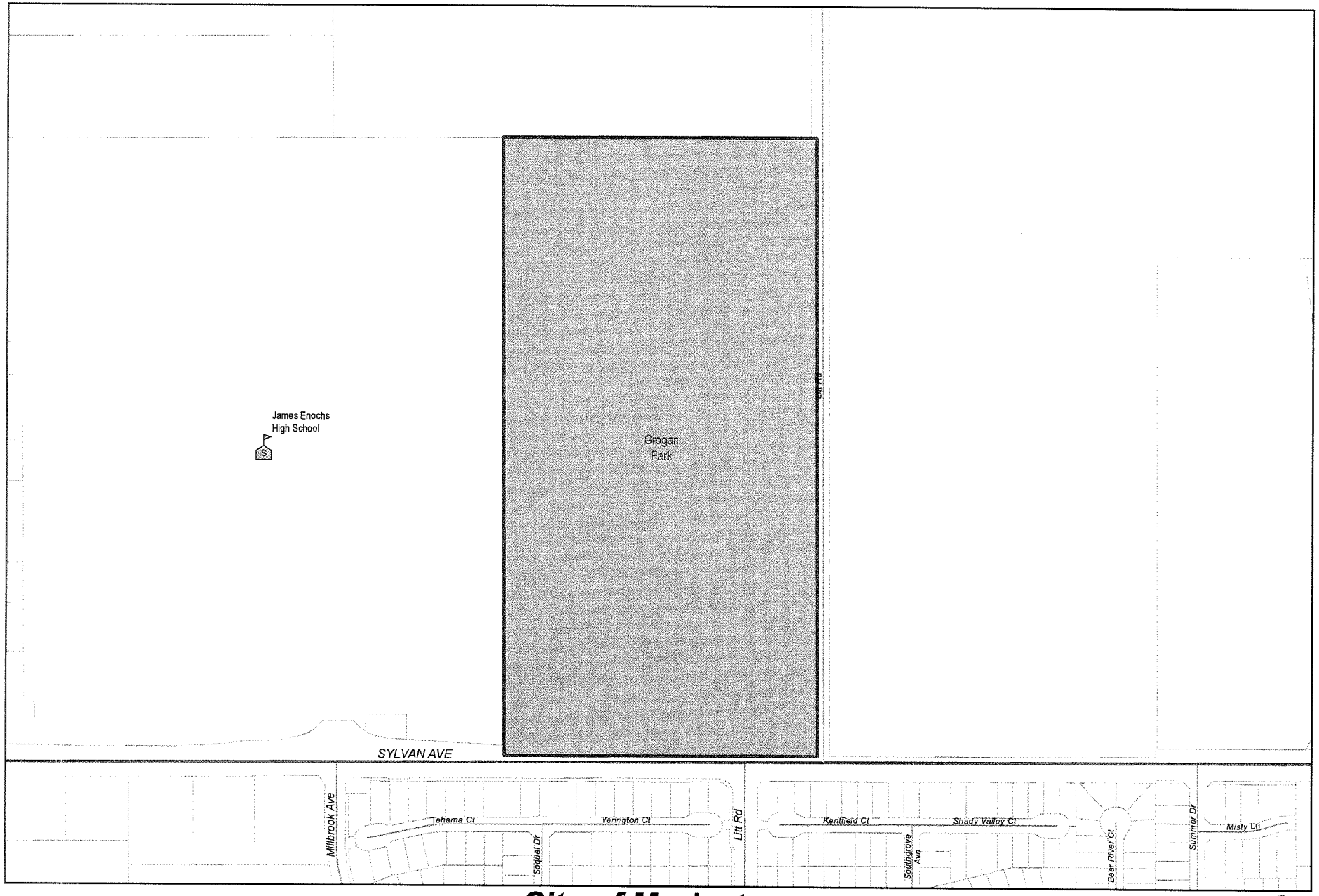

0 387.5 775
Feet

City of Modesto

Project #: 100288

PRN - Mary E. Grogan Community Park

MODESTO
CALIFORNIA

PRN - Mary E. Grogan Community Park

100288

Capital Unsponsored

Cost Center:	39999	*Category:*	Parks System	*Start Date:*	2005
Hosting Fund:	Parks Capital Facility Fee Fund-3460	*Type Class:*	CFF Construction	*End Date:*	2014
Element Listing:	Comm Svcs & Fac	*Area:*	Village One	*Status:*	Active
Classification:	Improvements	*Manager:*	Holt, Loren R	*Const. Code:*	Under Construction

Proj Desc: This project will construct the initial phase of Mary E. Grogan Community Park, including the sidewalk along the west side of Litt Road, rough grade the entire park site, develop the storm water basin and final grade the parking and soccer areas, construct the parking lot and develop the soccer fields. Project Funding from Parks CFF in the amount of $2,000,000 for construction of the Liit Road/Sylvan intersection and extension. $6,132,300 in Village One CFD funding will develop this initial phase of the park.

Proj Stat: Project is under construction with an anticipated construction end date in the fall of 2012 and an anticipated plant maintenance end date in spring 2013.

Revenues

	Budget	Actuals+Commit	Available	Prop. Inc./Dec. for 13-14	Bud + Prop. Incr/Decr	Avail.+ Prop. Incr/Decr	14-15	15-16	16-17	17-18	Total Budgeted up to 2018
47005 Miscellaneous Revenue	1,300	1,300	0	0	1,300	0	0	0	0	0	1,300
63130 Transfer In from Fund 3130	75,000	75,000	0	0	75,000	0	0	0	0	0	75,000
63200 Transfer In from Fund 3200	2,700,000	628,841	2,071,159	0	2,700,000	2,071,159	0	0	0	0	2,700,000
63290 Transfer In from Fund 3290	1,401,300	216,991	1,184,309	0	1,401,300	1,184,309	0	0	0	0	1,401,300
63291 Transfer In from Fund 3291	2,031,000	314,500	1,716,500	0	2,031,000	1,716,500	0	0	0	0	2,031,000
Revenue Totals:	6,208,600	1,236,632	4,971,968	0	6,208,600	4,971,968	0	0	0	0	6,208,600

Expenditures

	Budget	Actual+Commit	Available	Prop. Inc./Dec. for 13-14	Budget+Prop . Inc./Dec.	Avail.+Prop. Inc./Dec.	14-15	15-16	16-17	17-18	Total Budgeted up to 2018
CA Construction Admin	395,755	169,419	226,336	0	395,755	226,336	0	0	0	0	395,755
CON Construction	9,065,100	7,926,603	1,138,497	0	9,065,100	1,138,497	0	0	0	0	9,065,100
CTGY Contingency - CIP	395,755	58,193	337,562	0	395,755	337,562	0	0	0	0	395,755
EDA Eng/Design/Admin	980,000	814,839	165,161	0	980,000	165,161	0	0	0	0	980,000
ENV CIP - Environmental	125,000	124,161	839	0	125,000	839	0	0	0	0	125,000
F-CTGY Finance Contingency	0	0	0	0	0	0	0	0	0	0	0
Expenditure Totals:	10,961,610	9,093,216	1,868,394	0	10,961,610	1,868,394	0	0	0	0	10,961,610

Fund Balance Required	Budget+Prop. Inc./Dec.	Available+Prop. Inc./Dec.
Parks Capital Facility Fee Fund-3460	4,753,010	-3,103,573

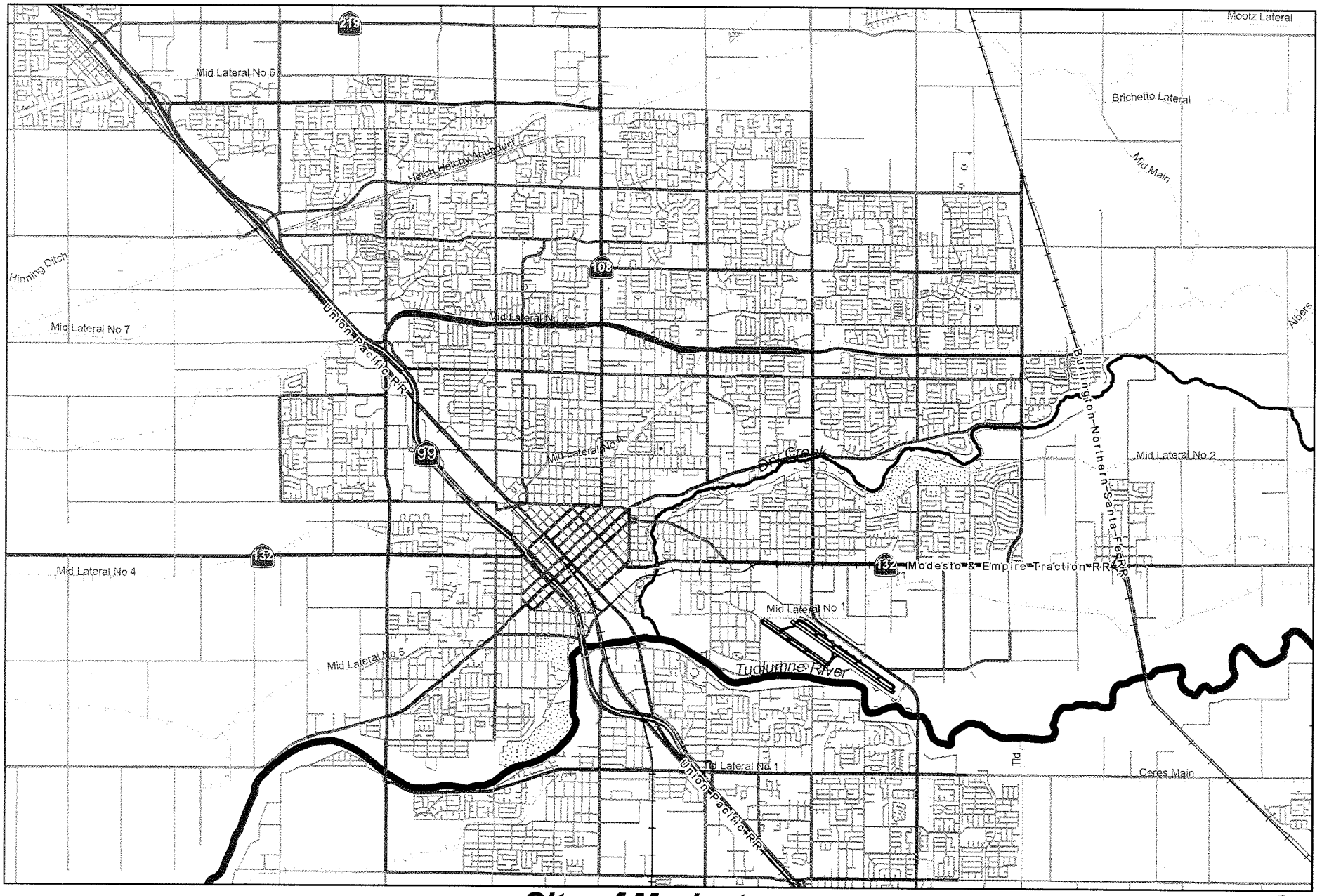

0 5,500 11,000
Feet

City of Modesto

Project #: 100289

PRN - New Park Land Acquisition

MODESTO
CALIFORNIA

PRN - New Park Land Acquisition

100289

Capital Unsponsored

Cost Center:	39999	*Category:*	Parks System	*Start Date:*	2005
Hosting Fund:	Parks Capital Facility Fee Fund-3460	*Type Class:*	CFF Construction	*End Date:*	2015
Element Listing:	Env Rsrcs & Opn Spcs	*Area:*	Within City	*Status:*	Active
Classification:	Improvements	*Manager:*	Holt, Loren R	*Const. Code:*	Not Awarded

Proj Desc: This is for acquisition of new park land as it becomes available. In order for Modesto to achieve its Urban Area General Plan standard of 3 acres of park land per 1,000 residents, park land must be acquired in an efficient and strategic manner. The recent rise in land values and competitive nature of the real estate market necessitates the establishment of this fund in order to allow for the City to strategically position itself and to maximize its use of public funds. This project was reduced to $200,000 from $565,485 by the CIP Task Force. Balance was returned to Fund Balance.

Proj Stat: Ongoing - accumulating funds

Revenues

	Budget	Actuals+Commit	Available	Prop. Inc./Dec. for 13-14	Bud + Prop. Incr/Decr	Avail.+ Prop. Incr/Decr	14-15	15-16	16-17	17-18	Total Budgeted up to 2018
49001 Sales of Fixed Assets	0	0	0	0	0	0	0	0	0	0	0
Revenue Totals:	0	0	0	0	0	0	0	0	0	0	0

Expenditures

	Budget	Actual+Commit	Available	Prop. Inc./Dec. for 13-14	Budget+Prop. Inc./Dec.	Avail.+Prop. Inc./Dec.	14-15	15-16	16-17	17-18	Total Budgeted up to 2018
EDA Eng/Design/Admin	5,000	0	5,000	0	5,000	5,000	0	0	0	0	5,000
LA Land Acquistion	200,000	0	200,000	0	200,000	200,000	0	0	0	0	200,000
Expenditure Totals:	205,000	0	205,000	0	205,000	205,000	0	0	0	0	205,000

Fund Balance Required	Budget+Prop. Inc./Dec.	Available+Prop. Inc./Dec.
Parks Capital Facility Fee Fund-3460	205,000	205,000

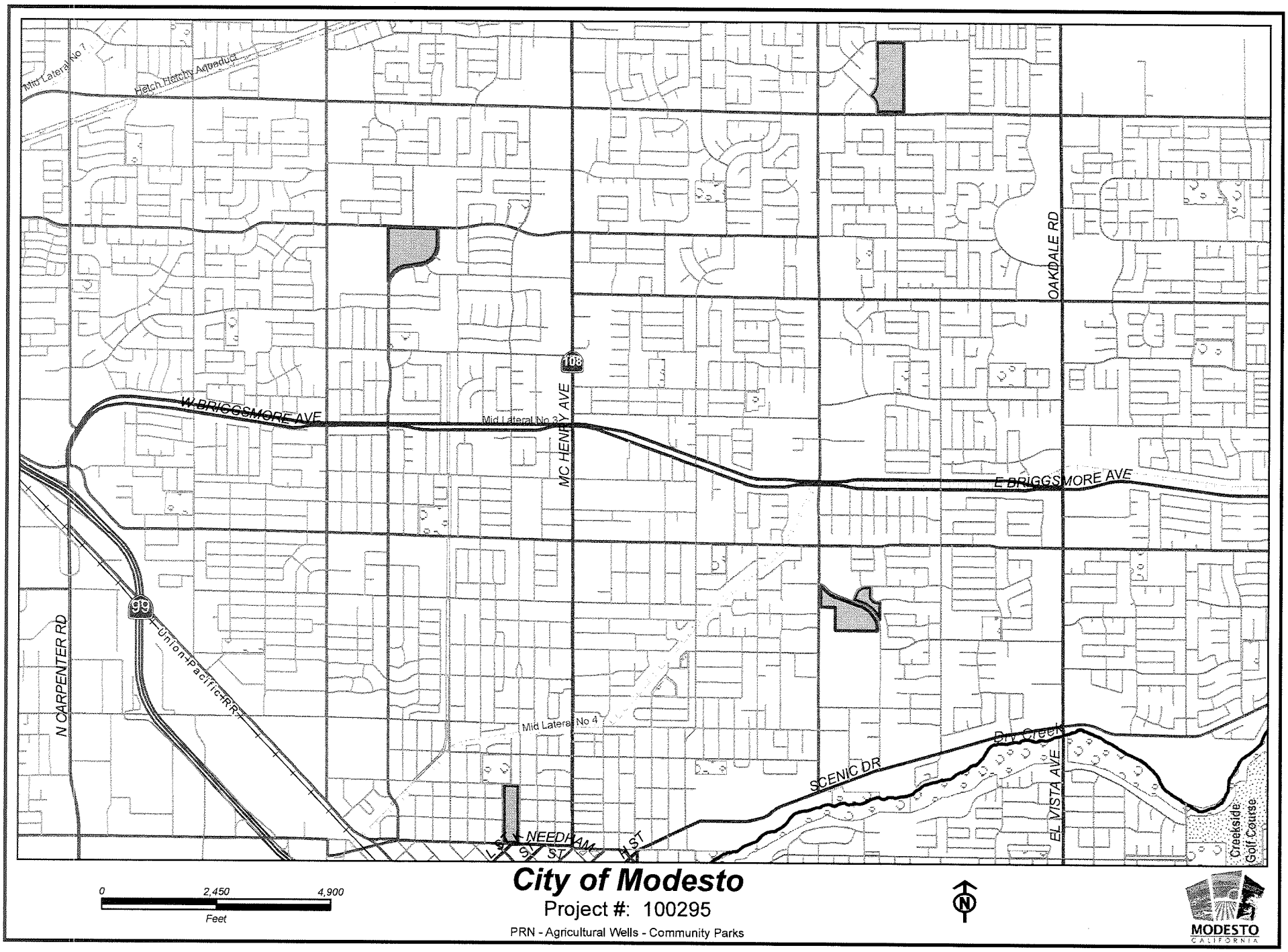
Mid Lateral No 1
Hetch Hetchy Aqueduct
W BRIGGSMORE AVE
Mid Lateral No 3
MC HENRY AVE
108
E BRIGGSMORE AVE
OAKDALE RD
N CARPENTER RD
99
Union Pacific RR
Mid Lateral No 4
Dry Creek
SCENIC DR
EL VISTA AVE
NEEDHAM
L ST
S ST
T ST
Creekside Golf Course
0
2,450
4,900
Feet
City of Modesto
Project #: 100295
PRN - Agricultural Wells - Community Parks
N
MODESTO
CALIFORNIA

PRN - Agricultural Wells - Community Parks

100295

Capital Unsponsored

Cost Center:	39999	*Category:*	Parks System	*Start Date:*	2010
Hosting Fund:	Parks Fund-3130	*Type Class:*	Infrastructure Preservation	*End Date:*	2013
Element Listing:	Comm Svcs & Fac	*Area:*	System Wide	*Status:*	Active
Classification:	Improvements	*Manager:*	Holt, Loren R	*Const. Code:*	Under Construction

Proj Desc: This project is to install Ag wells in Community Parks to provide non-potable water for irrigation use in order to reduce utility costs to the Parks system. The parks that have been identified include Beyer Community Park, Davis Community Park and Downey Community Park.

Proj Stat: Project is currently in the construction phase with completion anticipated in spring 2012.

Revenues

	Budget	Actuals+Commit	Available	Prop. Inc./Dec. for 13-14	Bud + Prop. Incr/Decr	Avail.+ Prop. Incr/Decr	14-15	15-16	16-17	17-18	Total Budgeted up to 2018
60100 Transfer In from Fund 0100	0	350,000	-350,000	0	0	-350,000	0	0	0	0	0
Revenue Totals:	0	350,000	-350,000	0	0	-350,000	0	0	0	0	0

Expenditures

	Budget	Actual+Commit	Available	Prop. Inc./Dec. for 13-14	Budget+Prop . Inc./Dec.	Avail.+Prop. Inc./Dec.	14-15	15-16	16-17	17-18	Total Budgeted up to 2018
CA Construction Admin	51,896	37,340	14,556	0	51,896	14,556	0	0	0	0	51,896
CON Construction	519,034	519,791	-757	0	519,034	-757	0	0	0	0	519,034
CTGY Contingency - CIP	41,000	28,590	12,410	0	41,000	12,410	0	0	0	0	41,000
EDA Eng/Design/Admin	28,070	39,586	-11,516	0	28,070	-11,516	0	0	0	0	28,070
Expenditure Totals:	640,000	625,306	14,694	0	640,000	14,694	0	0	0	0	640,000

Fund Balance Required	Budget+Prop. Inc./Dec.	Available+Prop. Inc./Dec.
Parks Fund-3130	640,000	364,694

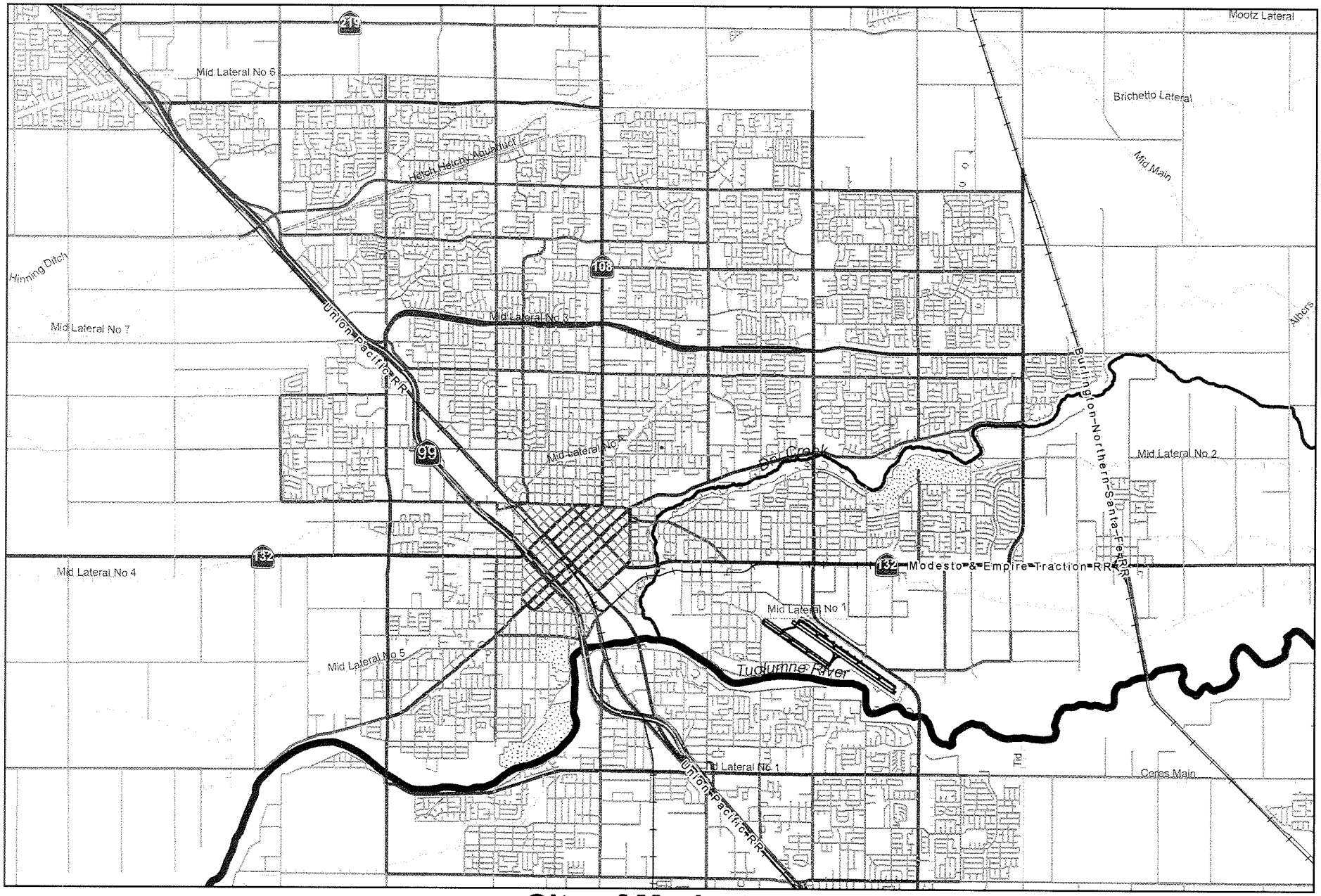

0 5,500 11,000
Feet

City of Modesto

Project #: 100300

PRN - Park Partners

MODESTO
CALIFORNIA

PRN - Park Partners

100300

Capital Unsponsored

Cost Center:	39999	*Category:*	Parks System	*Start Date:*	2000
Hosting Fund:	Parks Fund-3130	*Type Class:*	General Improvements	*End Date:*	2015
Element Listing:	Comm Dev	*Area:*	System Wide	*Status:*	Active
Classification:	Improvements	*Manager:*	Holt, Loren R	*Const. Code:*	Under Construction

Proj Desc: This project provides funding to help implement community-driven and supported park improvement projects. The community provides the bulk of the funding for these projects while the City provides the management and some capital.

Proj Stat: Ongoing - Projects are identified and reviewed as volunter organizations come forward with a proposal to improve a park and ask PRN's help to accomplish the project.

Revenues

	Budget	Actuals+Commit	Available	Prop. Inc./Dec. for 13-14	Bud + Prop. Incr/Decr	Avail.+ Prop. Incr/Decr	14-15	15-16	16-17	17-18	Total Budgeted up to 2018
63120 Transfer In from Fund 3120	22,500	22,500	0	0	22,500	0	0	0	0	0	22,500
63460 Transfer In from Fund 3460	67,500	67,500	0	0	67,500	0	0	0	0	0	67,500
Revenue Totals:	90,000	90,000	0	0	90,000	0	0	0	0	0	90,000

Expenditures

	Budget	Actual+Commit	Available	Prop. Inc./Dec. for 13-14	Budget+Prop . Inc./Dec.	Avail.+Prop. Inc./Dec.	14-15	15-16	16-17	17-18	Total Budgeted up to 2018
CCF City Construct Force	8,920	2,590	6,330	0	8,920	6,330	0	0	0	0	8,920
CON Construction	196,314	179,860	16,454	0	196,314	16,454	0	0	0	0	196,314
EDA Eng/Design/Admin	24,900	19,656	5,244	0	24,900	5,244	0	0	0	0	24,900
Expenditure Totals:	230,134	202,106	28,028	0	230,134	28,028	0	0	0	0	230,134

Fund Balance Required	Budget+Prop. Inc./Dec.	Available+Prop. Inc./Dec.
Parks Fund-3130	140,134	28,028

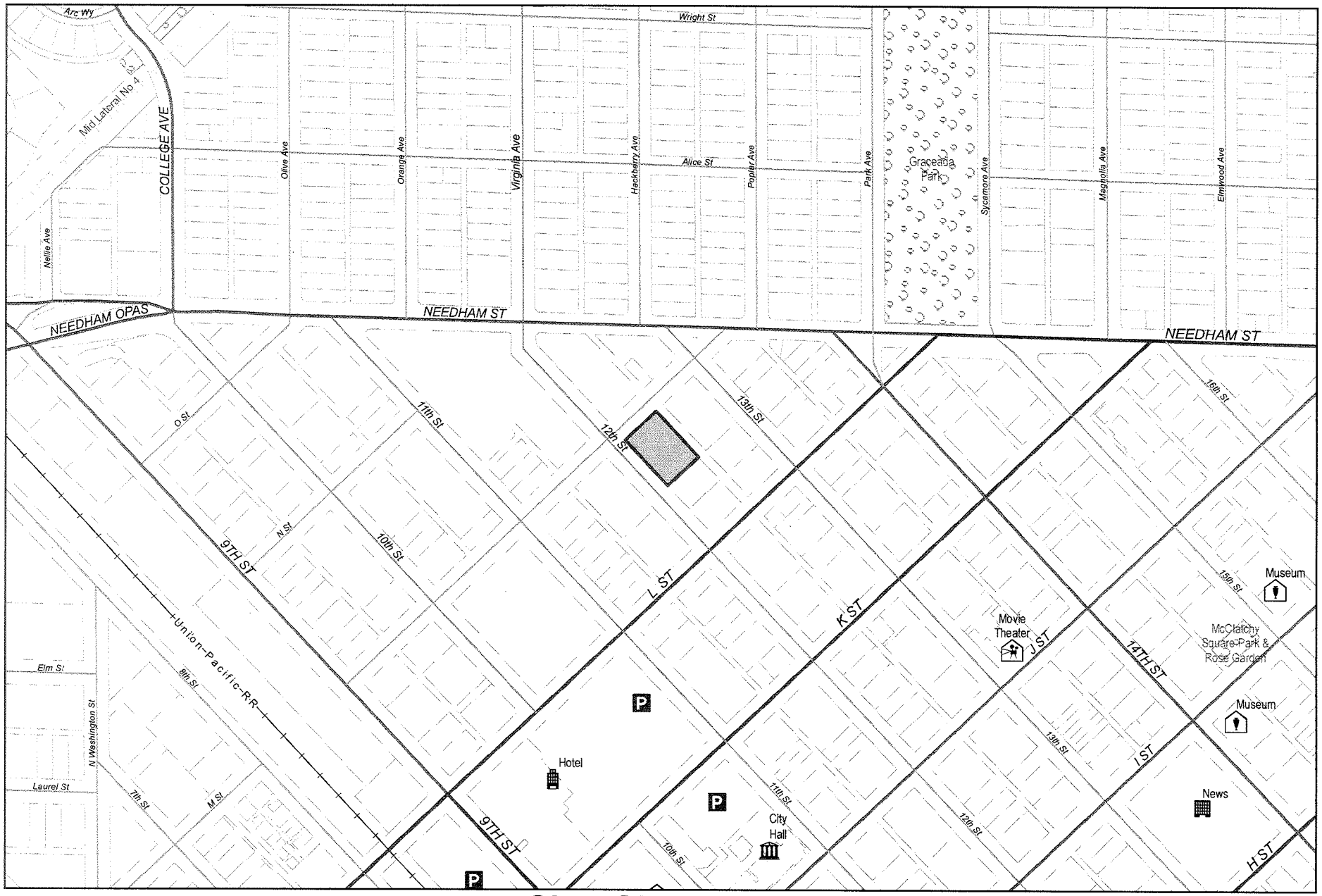

0 387.5 775
Feet

City of Modesto

Project #: 100302

PRN - 1230 12th Street Retrofit

MODESTO
CALIFORNIA

PRN - 1230 12th Street Retrofit

100302

Capital Unsponsored

Cost Center: 39999
Hosting Fund: Capital Grants - CIP Projects-3140
Element Listing: Comm Svcs & Fac
Classification: Improv

Category: Parks System
Type Class: General Improvements
Area: Within City
Manager: Averell, Carol Amanda

Start Date: 2003
End Date: 2013
Status: Active
Const. Code: Not Awarded

Proj Desc: Improvements and repairs to former Social Security building property (1230 12th Street) for use as a one-stop shop providing support services to Modesto's homeless population. Facility acquired from federal government through public benefit conveyance in 2005.

Proj Stat: City acquired property from General Services Agency (GSA) to develop a one-stop shop for homeless services. For various reasons that has proven to not be feasible. City is maintaining propoerty until it can be returned to GSA to be surplused

Revenues

	Budget	Actuals+Commit	Available	Prop. Inc./Dec. for 13-14	Bud + Prop. Incr/Decr	Avail.+ Prop. Incr/Decr	14-15	15-16	16-17	17-18	Total Budgeted up to 2018
61130 Transfer In from Fund 1130	305,752	117,694	188,058	0	305,752	188,058	0	0	0	0	305,752
61150 Transfer In from Fund 1150	251,498	117,694	133,804	0	251,498	133,804	0	0	0	0	251,498
Revenue Totals:	557,250	235,388	321,862	0	557,250	321,862	0	0	0	0	557,250

Expenditures

	Budget	Actual+Commit	Available	Prop. Inc./Dec. for 13-14	Budget+Prop. Inc./Dec.	Avail.+Prop. Inc./Dec.	14-15	15-16	16-17	17-18	Total Budgeted up to 2018
CA Construction Admin	30,000	22,848	7,152	0	30,000	7,152	0	0	0	0	30,000
CON Construction	370,000	64,935	305,065	0	370,000	305,065	0	0	0	0	370,000
EA Equip Acquisition	50,000	0	50,000	0	50,000	50,000	0	0	0	0	50,000
EDA Eng/Design/Admin	157,250	147,680	9,570	0	157,250	9,570	0	0	0	0	157,250
Expenditure Totals:	607,250	235,463	371,787	0	607,250	371,787	0	0	0	0	607,250

Fund Balance Required	Budget+Prop. Inc./Dec.	Available+Prop. Inc./Dec.
Capital Grants - CIP Projects-3140	50,000	49,924

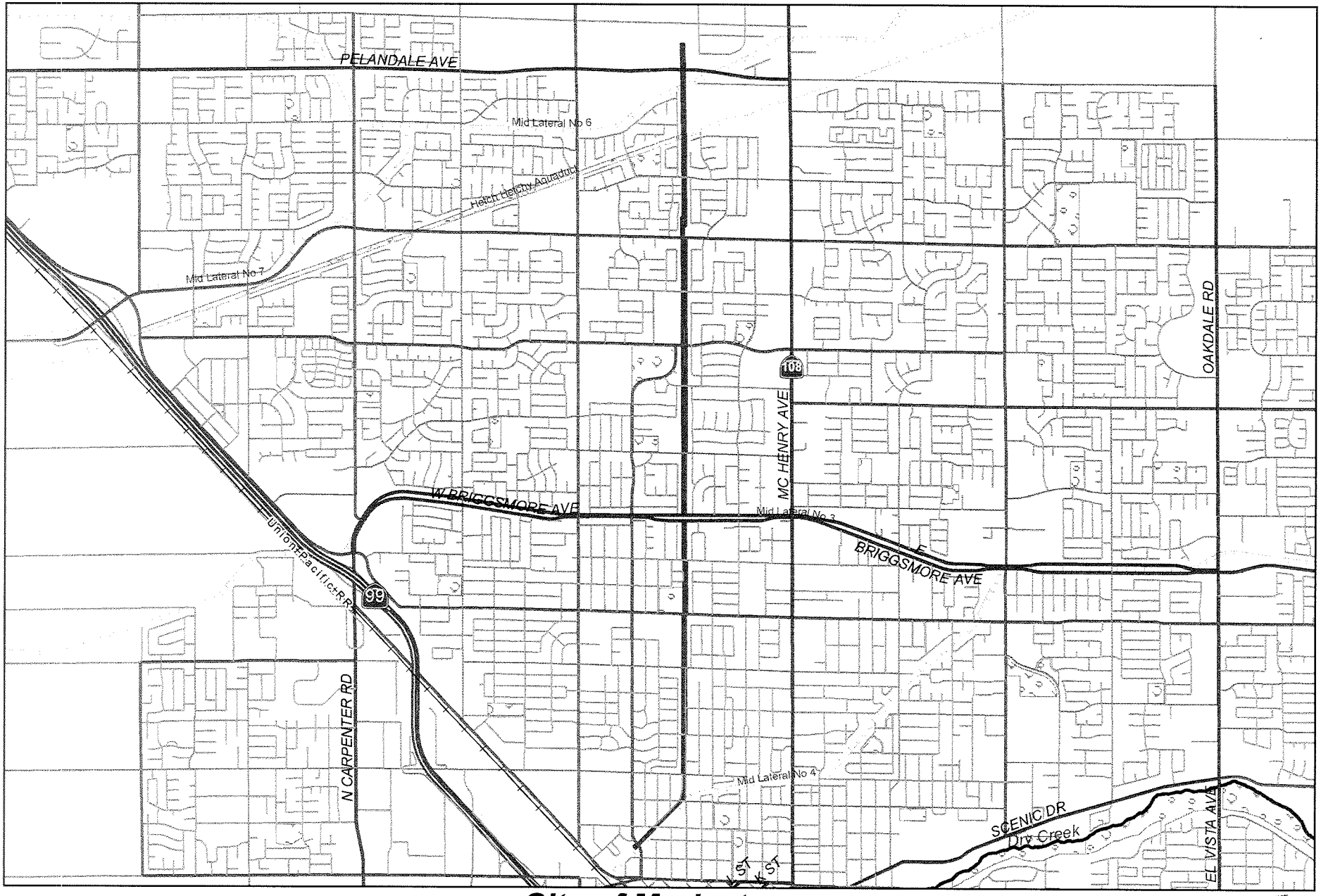

0 2,950 5,900
Feet

City of Modesto

Project #: 100304

PRN - Virginia Corridor Phase 1 Construction

N

MODESTO
CALIFORNIA

PRN - Virginia Corridor Phase 1 Construction

100304

Capital Unsponsored

Cost Center:	39999	*Category:*	Parks System	*Start Date:*	1998
Hosting Fund:	Capital Grants - CIP Projects-3140	*Type Class:*	Non Motorized Trail System	*End Date:*	2013
Element Listing:	Comm Svcs & Fac	*Area:*	Within City	*Status:*	Active
Classification:	Improvements	*Manager:*	Holt, Loren R	*Const. Code:*	To Be Closed

Proj Desc: This account is the Primary Account for all Virginia Corridor projects, and all revenues are listed in this project. In addition this project has been used to assist the Five Rotary Clubs of Modesto in their volunteer work.

The following funding sources are able to be used for either Phase II or III work: Bikes Belong Grant of $5,000, FTA Boxer Grant of $400,000, Remove Grant of $100,000, State Bicycle Transportation Act 2004 of $698,798, CFF Air Quality (Fund 1430) of $43,000, Non-Motorozed (Fund 0520) of $84,000, and Parks CFF (Fund 1350) of $300,000. The following funding sources areavailble for Phase III work: Proposition 40- Urban Park Act of $2,867,000 and Land and Water Conservation Fund Grant of $43,000. In addition the CMAQ of $500,000 and the FHWA of $3,000,000 is available for Phase V only (Granger Ave to Bowen Ave including the Pedestrian Bridge over Briggsmore Ave), and the State STIP Grant of $700,000 is availble for Phase VI (Bowen Ave to Woodrow Ave).

Proj Stat: This project is the Primary account for the development of the Virginia Corridor. Phase V is under construction and this project will be closed out shortly. Need reconciliation of the grants and match funding of the parent and secondaries.

Revenues	Budget	Actuals+Commit	Available	Prop. Inc./Dec. for 13-14	Bud + Prop. Incr/Decr	Avail.+ Prop. Incr/Decr	14-15	15-16	16-17	17-18	Total Budgeted up to 2018
42110 Intergov - State - CA Department of Transportation	400,000	400,000	0	0	400,000	0	0	0	0	0	400,000
42161 Intergov - State - Bicycle Trans Act (BTA)	698,798	698,798	0	0	698,798	0	0	0	0	0	698,798
42163 Intergov - State - FHWA	0	0	0	0	0	0	0	0	0	0	0
42190 Intergov - State - Prop 40	2,867,000	2,867,000	0	0	2,867,000	0	0	0	0	0	2,867,000
42199 Intergov - State - Miscellaneous Grants	143,000	43,000	100,000	0	143,000	100,000	0	0	0	0	143,000
42440 Intergov - Local - San Joaquin Valley Air Pollution Control District	0	100,000	-100,000	0	0	-100,000	0	0	0	0	0
48010 Interest Revenue on Bank Accounts	0	13,192	-13,192	0	0	-13,192	0	0	0	0	0
61520 Transfer In from Fund 1520	159,000	159,000	0	0	159,000	0	0	0	0	0	159,000
63430 Transfer In from Fund 3430	43,000	43,000	0	0	43,000	0	0	0	0	0	43,000
63460 Transfer In from Fund 3460	638,606	638,606	0	0	638,606	0	0	0	0	0	638,606
69999 Transfer In (AFIN Fix)	0	0	0	0	0	0	0	0	0	0	0
Revenue Totals:	4,949,404	4,962,596	-13,192	0	4,949,404	-13,192	0	0	0	0	4,949,404

Expenditures	Budget	Actual+Commit	Available	Prop. Inc./Dec. for 13-14	Budget+Prop. Inc./Dec.	Avail.+Prop. Inc./Dec.	14-15	15-16	16-17	17-18	Total Budgeted up to 2018
CA Construction Admin	18,544	18,544	0	0	18,544	0	0	0	0	0	18,544
CON Construction	130,316	130,315	1	0	130,316	1	0	0	0	0	130,316

EDA Eng/Design/Admin	212,191	212,191	0	0	212,191	0	0	0	0	0	212,191
Expenditure Totals:	361,051	361,050	1	0	361,051	1	0	0	0	0	361,051

Fund Balance Required	Budget+Prop. Inc./Dec.	Available+Prop. Inc./Dec.
Capital Grants - CIP Projects-3140	-4,588,353	13,193

THIS PAGE LEFT BLANK
INTENTIONALLY

0 387.5 775
Feet

City of Modesto

Project #: 100307

PRN - Virginia Corridor Phase V (100304)

MODESTO CALIFORNIA

PRN - Virginia Corridor Phase V (100304)

100307

Capital Unsponsored

Cost Center:	39999	*Category:*	Parks System	*Start Date:*	2007
Hosting Fund:	Capital Grants - CIP Projects-3140	*Type Class:*	Non Motorized Trail System	*End Date:*	2013
Element Listing:	Comm Svcs & Fac	*Area:*	Infill Areas	*Status:*	Active
Classification:	Improvements	*Manager:*	Holt, Loren R	*Const. Code:*	Under Construction

Proj Desc: This project will develop Phase V of the Virginia Corridor Trail; inclduing approximately .5 mile of trail and a pedestrian/bicycle brdige over Briggsmore Avenue. Included in this project is landscaping, lighting and site amenities.

Funded by CMAQ $529,000, RSTP $350,000, SAFET-LU $2.66 million, REMOVE $65,500, Air Quality CFF and local funds.

Proj Stat: Project is under construction and it is anticipated that it will be completed in 2012.

Revenues	Budget	Actuals+Commit	Available	Prop. Inc./Dec. for 13-14	Bud + Prop. Incr/Decr	Avail.+ Prop. Incr/Decr	14-15	15-16	16-17	17-18	Total Budgeted up to 2018
42110 Intergov - State - CA Department of Transportation	879,078	0	879,078	0	879,078	879,078	0	0	0	0	879,078
42163 Intergov - State - FHWA	2,699,418	3,278,024	-578,606	0	2,699,418	-578,606	0	0	0	0	2,699,418
42199 Intergov - State - Miscellaneous Grants	65,500	0	65,500	0	65,500	65,500	0	0	0	0	65,500
42440 Intergov - Local - San Joaquin Valley Air Pollution Control District	0	65,500	-65,500	0	0	-65,500	0	0	0	0	0
61520 Transfer In from Fund 1520	114,794	114,794	0	0	114,794	0	0	0	0	0	114,794
63430 Transfer In from Fund 3430	557,000	329,512	227,488	0	557,000	227,488	0	0	0	0	557,000
63460 Transfer In from Fund 3460	911,233	525,156	386,077	0	911,233	386,077	0	0	0	0	911,233
Revenue Totals:	5,227,023	4,312,986	914,037	0	5,227,023	914,037	0	0	0	0	5,227,023

Expenditures	Budget	Actual+Commit	Available	Prop. Inc./Dec. for 13-14	Budget+Prop. Inc./Dec.	Avail.+Prop. Inc./Dec.	14-15	15-16	16-17	17-18	Total Budgeted up to 2018
CA Construction Admin	438,959	522,216	-83,257	0	438,959	-83,257	0	0	0	0	438,959
CON Construction	3,573,862	3,579,633	-5,771	0	3,573,862	-5,771	0	0	0	0	3,573,862
CTGY Contingency - CIP	203,339	171,499	31,840	0	203,339	31,840	0	0	0	0	203,339
EDA Eng/Design/Admin	760,413	755,772	4,641	0	760,413	4,641	0	0	0	0	760,413
Expenditure Totals:	4,976,573	5,029,120	-52,547	0	4,976,573	-52,547	0	0	0	0	4,976,573

Fund Balance Required	Budget+Prop. Inc./Dec.	Available+Prop. Inc./Dec.
Capital Grants - CIP Projects-3140	-250,450	-966,585

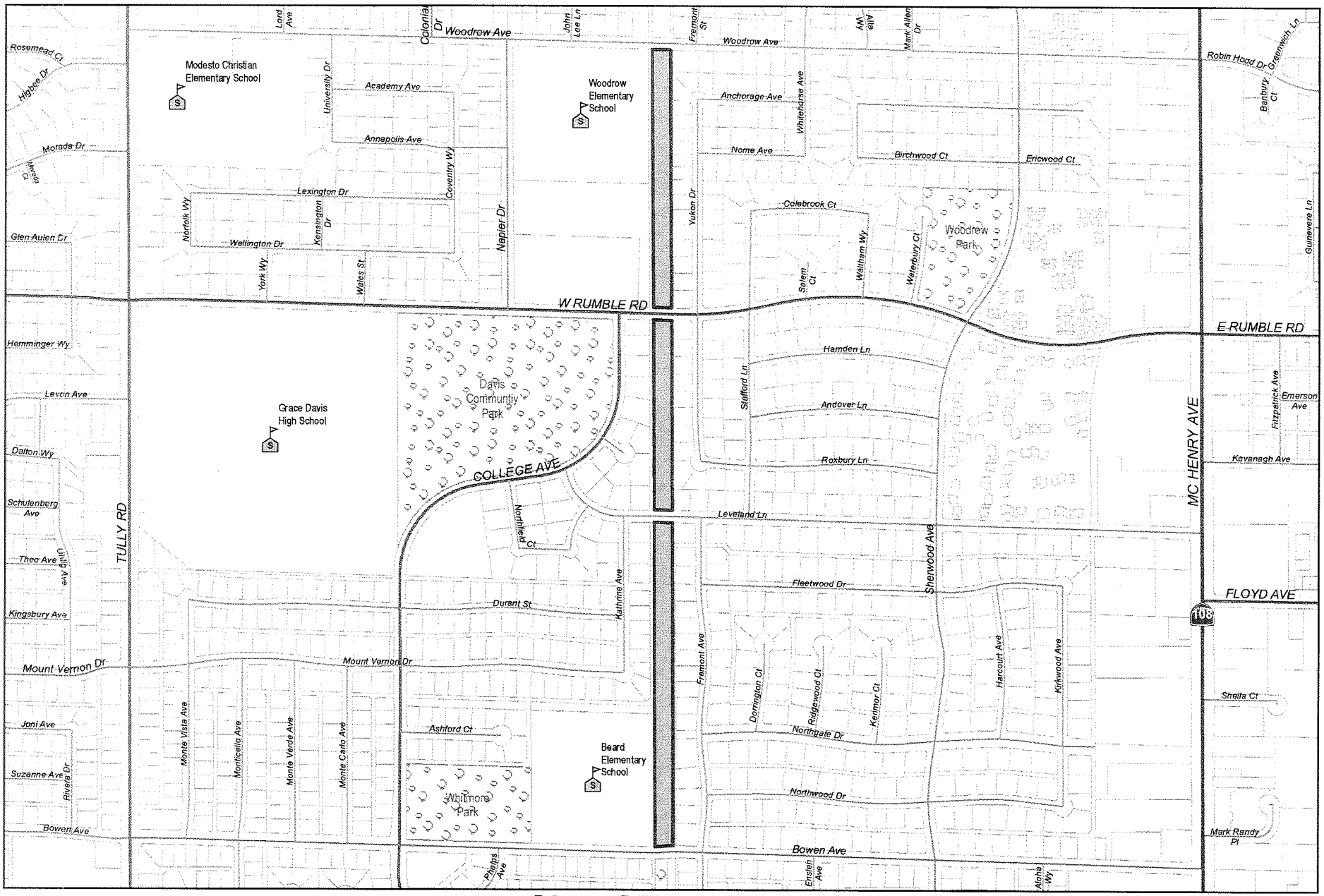

City of Modesto

Project #: 100308

PRN - Virginia Corridor Phase VI (100304)

MODESTO CALIFORNIA

PRN - Virginia Corridor Phase VI (100304)

100308

Capital Unsponsored

Cost Center: 39999
Hosting Fund: Capital Grants - CIP Projects-3140
Element Listing: Env Rsrcs & Opn Spcs
Classification: Improvements

Category: Parks System
Type Class: Non Motorized Trail System
Area: Infill Areas
Manager: Holt, Loren R

Start Date: 2010
End Date: 2015
Status: Active
Const. Code: Under Construction

Proj Desc: This phase of the Virginia Corridor project is from Bowan Avenue to Woodrow Ave.

Proj Stat: Ongoing. Design is complete with construction schedule dependent upon additional funding.

Revenues	Budget	Actuals+Commit	Available	Prop. Inc./Dec. for 13-14	Bud + Prop. Incr/Decr	Avail.+ Prop. Incr/Decr	14-15	15-16	16-17	17-18	Total Budgeted up to 2018
42110 Intergov - State - CA Department of Transportation	200,000	138,818	61,182	0	200,000	61,182	0	0	0	0	200,000
Revenue Totals:	200,000	138,818	61,182	0	200,000	61,182	0	0	0	0	200,000

Expenditures	Budget	Actual+Commit	Available	Prop. Inc./Dec. for 13-14	Budget+Prop. Inc./Dec.	Avail.+Prop. Inc./Dec.	14-15	15-16	16-17	17-18	Total Budgeted up to 2018
EDA Eng/Design/Admin	200,000	184,863	15,137	0	200,000	15,137	0	0	0	0	200,000
Expenditure Totals:	200,000	184,863	15,137	0	200,000	15,137	0	0	0	0	200,000

Fund Balance Required	Budget+Prop. Inc./Dec.	Available+Prop. Inc./Dec.
Capital Grants - CIP Projects-3140	0	-46,046

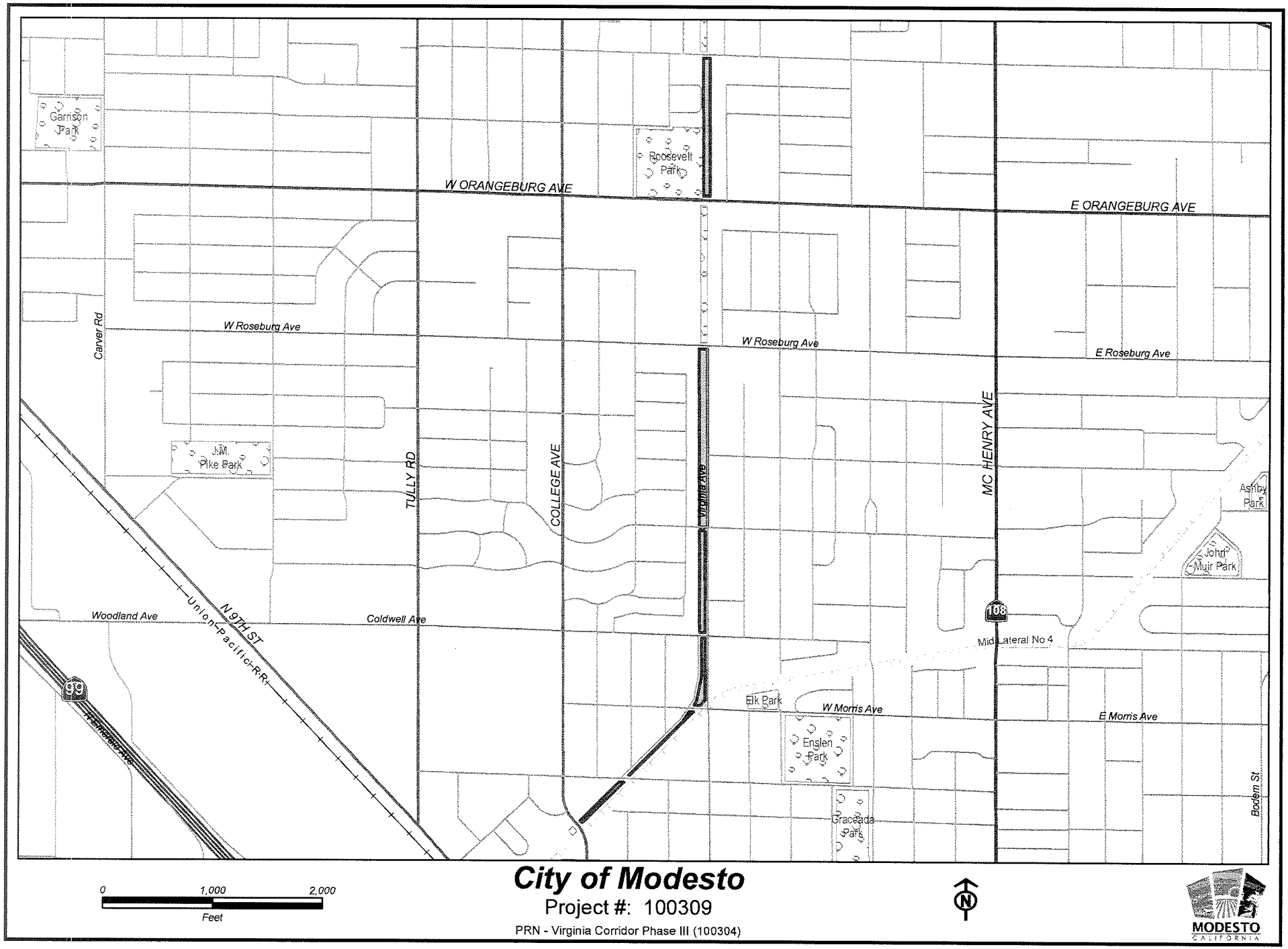

0 1,000 2,000
Feet

City of Modesto

Project #: 100309

PRN - Virginia Corridor Phase III (100304)

MODESTO
CALIFORNIA

PRN - Virginia Corridor Phase III (100304)

100309

Capital Unsponsored

Cost Center:	39999	*Category:*	Parks System	*Start Date:*	2005
Hosting Fund:	Capital Grants - CIP Projects-3140	*Type Class:*	Non Motorized Trail System	*End Date:*	2013
Element Listing:	Comm Svcs & Fac	*Area:*	System Wide	*Status:*	Active
Classification:	Improvements	*Manager:*	Holt, Loren R	*Const. Code:*	To Be Closed

Proj Desc: These are funds to complete the Virginia Corridor Trail from College Ave to Roseburg Ave and Orangeburg Ave to Granger Ave. Funding for this phase will come from the sources listed below.

Proposition 40- Urban Park Act of $2,867,000 and Land and Water Conservation Fund Grant of $43,000, Air Quality Pollution Control Board REMOVE grant for $100,000, Bikes Belong Grant of $5,000, FTA Boxer Grant of $400,000, State Bicycle Transportation Act 2004 of $698,798, CFF Air Quality (Fund 1430) of $43,000, Non-Motorozed (Fund 0520) of $84,000, and Parks CFF (Fund 1350) of $300,000.

Proj Stat: A recconciliation of the grant and match funding of the parent and secondaries of Virginia Corridor needs to be done. This should be completed by FY end 2013.

Expenditures	Budget	Actual+Commit	Available	Prop. Inc./Dec. for 13-14	Budget+Prop. Inc./Dec.	Avail.+Prop. Inc./Dec.	14-15	15-16	16-17	17-18	Total Budgeted up to 2018
CA Construction Admin	290,838	291,210	-372	0	290,838	-372	0	0	0	0	290,838
CCF City Construct Force	0	0	0	0	0	0	0	0	0	0	0
CON Construction	3,486,662	3,486,662	0	0	3,486,662	0	0	0	0	0	3,486,662
CTGY Contingency - CIP	178,063	178,063	0	0	178,063	0	0	0	0	0	178,063
EDA Eng/Design/Admin	200,185	200,184	1	0	200,185	1	0	0	0	0	200,185
Expenditure Totals:	4,155,748	4,156,119	-371	0	4,155,748	-371	0	0	0	0	4,155,748

Fund Balance Required	Budget+Prop. Inc./Dec.	Available+Prop. Inc./Dec.
Capital Grants - CIP Projects-3140	4,155,748	-371

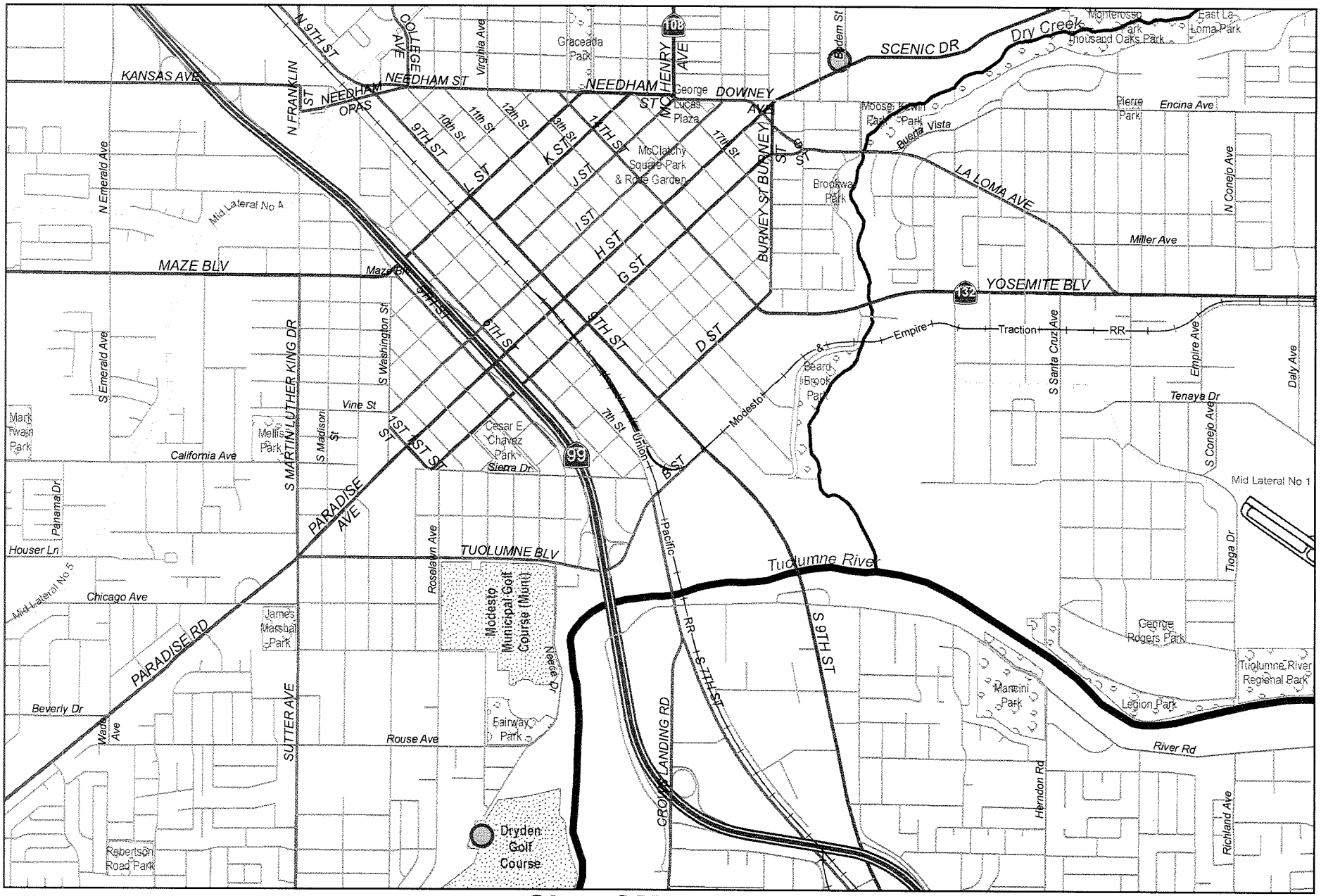

City of Modesto

Project #: 100312

PRN - Accessibility Features Public

0 1,650 3,300
Feet

N

MODESTO
CALIFORNIA

PRN - Accessibility Features Public

100312

Capital Unsponsored

Cost Center: 39999
Hosting Fund: Capital Grants - Parks CIP Projects-3150
Element Listing: Housing
Classification: Improvements

Category: Parks System
Type Class: General Improvements
Area: Within City
Manager: Horrillo, Kenneth C

Start Date: 2008
End Date: 2013
Status: Active
Const. Code: Under Construction

Proj Desc: Provide ADA accessibility at Dryden Golf course Club House

Proj Stat: Design is complete on wheelchair path, ready to go out to bid; projected finish date is summer 2013

Revenues	Budget	Actuals+Commit	Available	Prop. Inc./Dec. for 13-14	Bud + Prop. Incr/Decr	Avail.+ Prop. Incr/Decr	14-15	15-16	16-17	17-18	Total Budgeted up to 2018
42030 Intergov - Federal - Housing Urban Development - Current Year	0	0	0	0	0	0	0	0	0	0	0
61130 Transfer In from Fund 1130	166,375	67,509	98,866	0	166,375	98,866	0	0	0	0	166,375
Revenue Totals:	166,375	67,509	98,866	0	166,375	98,866	0	0	0	0	166,375

Expenditures	Budget	Actual+Commit	Available	Prop. Inc./Dec. for 13-14	Budget+Prop. Inc./Dec.	Avail.+Prop. Inc./Dec.	14-15	15-16	16-17	17-18	Total Budgeted up to 2018
CON Construction	146,465	67,509	78,956	0	146,465	78,956	0	0	0	0	146,465
Expenditure Totals:	146,465	67,509	78,956	0	146,465	78,956	0	0	0	0	146,465

Fund Balance Required	Budget+Prop. Inc./Dec.	Available+Prop. Inc./Dec.
Capital Grants - Parks CIP Projects-3150	-19,910	-19,910

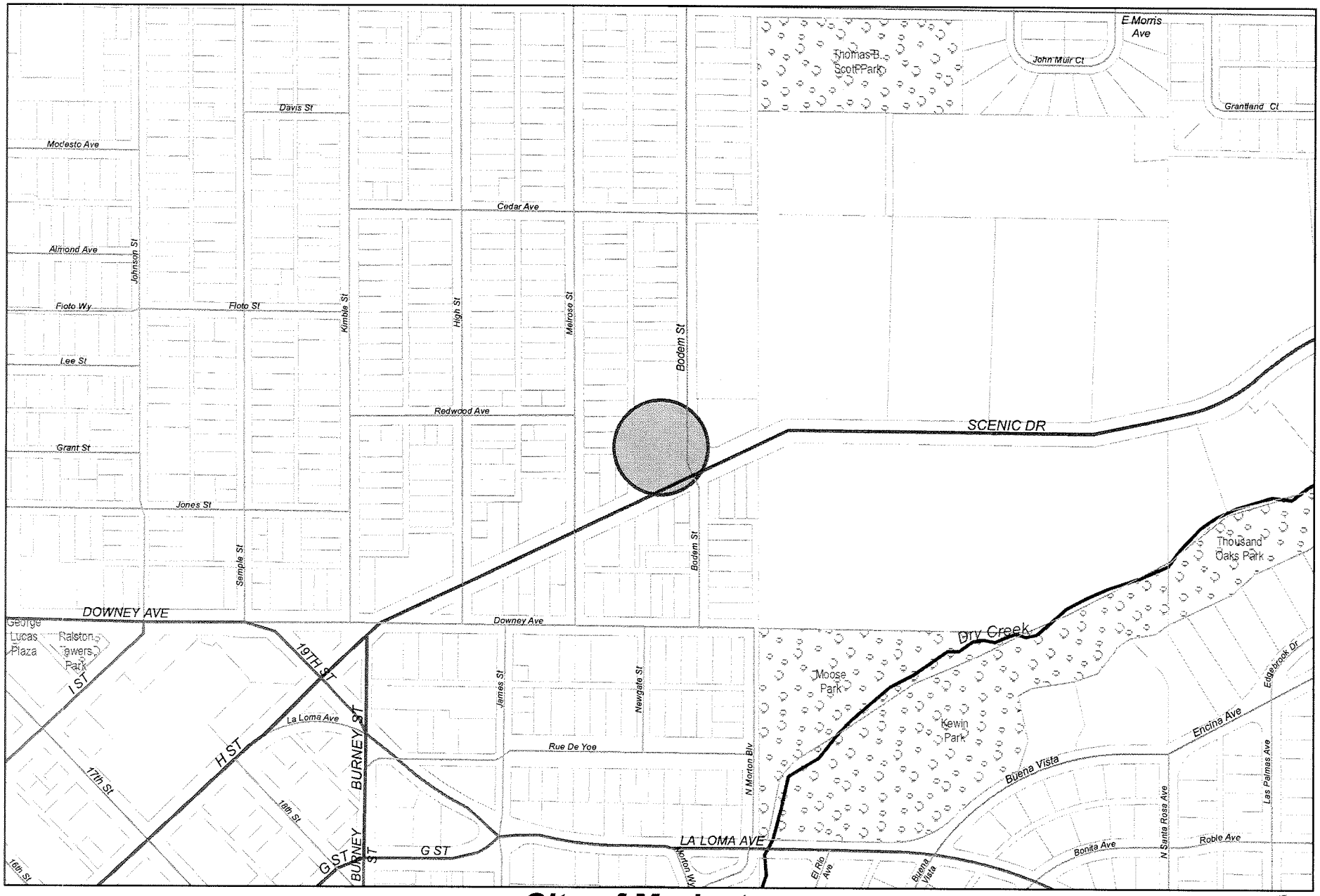

0 387.5 775
Feet

City of Modesto

Project #: 100315

PRN - Senior Center Accessibility Features FY 2009-10

MODESTO
CALIFORNIA

PRN - Senior Center Accessibility Features FY 2009-10

100315

Capital Unsponsored

Cost Center: 39999
Hosting Fund: Capital Grants - Parks CIP Projects-3150
Element Listing: Comm Svcs & Fac
Classification: Improvements

Category: Parks System
Type Class: General Improvements
Area: Within City
Manager: Horrillo, Kenneth C

Start Date: 2010
End Date: 2013
Status: Active
Const. Code: Not Awarded

Proj Desc: Preliminary design work related to restroom accessibility project at the Senior Citizens Center located at 211 Bodem.

Proj Stat: Plans and specs completed. Council approved construction budget 2/7/12.

Revenues	Budget	Actuals+Commit	Available	Prop. Inc./Dec. for 13-14	Bud + Prop. Incr/Decr	Avail.+ Prop. Incr/Decr	14-15	15-16	16-17	17-18	Total Budgeted up to 2018
61130 Transfer In from Fund 1130	630,000	158,587	471,413	0	630,000	471,413	0	0	0	0	630,000
Revenue Totals:	630,000	158,587	471,413	0	630,000	471,413	0	0	0	0	630,000

Expenditures	Budget	Actual+Commit	Available	Prop. Inc./Dec. for 13-14	Budget+Prop. Inc./Dec.	Avail.+Prop. Inc./Dec.	14-15	15-16	16-17	17-18	Total Budgeted up to 2018
CA Construction Admin	28,348	0	28,348	0	28,348	28,348	0	0	0	0	28,348
CON Construction	204,270	201,980	2,290	0	204,270	2,290	0	0	0	0	204,270
CTGY Contingency - CIP	28,860	0	28,860	0	28,860	28,860	0	0	0	0	28,860
EDA Eng/Design/Admin	68,522	42,239	26,283	0	68,522	26,283	0	0	0	0	68,522
Expenditure Totals:	330,000	244,219	85,781	0	330,000	85,781	0	0	0	0	330,000

Fund Balance Required	Budget+Prop. Inc./Dec.	Available+Prop. Inc./Dec.
Capital Grants - Parks CIP Projects-3150	-300,000	-385,632

0 387.5 775
Feet

City of Modesto

Project #: 100316

PRN - KKMC Pathway Public Accessibility FY 2009-10

MODESTO CALIFORNIA

PRN - KKMC Pathway Public Accessibility FY 2009-10

100316

Capital Unsponsored

Cost Center:	39999	*Category:*	Parks System	*Start Date:*	2010
Hosting Fund:	Capital Grants - Parks CIP Projects-3150	*Type Class:*	General Improvements	*End Date:*	2013
Element Listing:	Housing	*Area:*	Infill Areas	*Status:*	Active
Classification:	Improvements	*Manager:*	Horrillo, Kenneth C	*Const. Code:*	Not Awarded

Proj Desc: Pre-construction and administrative costs related to construction of a safe accessible route from KKMC along the MID lateral to a neighborong school. Fundraising activities led by KKMC and others is anticipated to fund the balance of the project.

Proj Stat: Fundraising activities are underway; at least 1/2 of funds need to be collected prior to work commencing - anticipate an 18-24 month window for fundraising. Development of design and construction plans are underway along with right-of-way negotiation

Revenues

	Budget	Actuals+Commit	Available	Prop. Inc./Dec. for 13-14	Bud + Prop. Incr/Decr	Avail.+ Prop. Incr/Decr	14-15	15-16	16-17	17-18	Total Budgeted up to 2018
61130 Transfer In from Fund 1130	40,000	102	39,898	0	40,000	39,898	0	0	0	0	40,000
Revenue Totals:	40,000	102	39,898	0	40,000	39,898	0	0	0	0	40,000

Expenditures

	Budget	Actual+Commit	Available	Prop. Inc./Dec. for 13-14	Budget+Prop. Inc./Dec.	Avail.+Prop. Inc./Dec.	14-15	15-16	16-17	17-18	Total Budgeted up to 2018
EDA Eng/Design/Admin	40,000	102	39,898	0	40,000	39,898	0	0	0	0	40,000
Expenditure Totals:	40,000	102	39,898	0	40,000	39,898	0	0	0	0	40,000

Fund Balance Required	Budget+Prop. Inc./Dec.	Available+Prop. Inc./Dec.
Capital Grants - Parks CIP Projects-3150	0	0

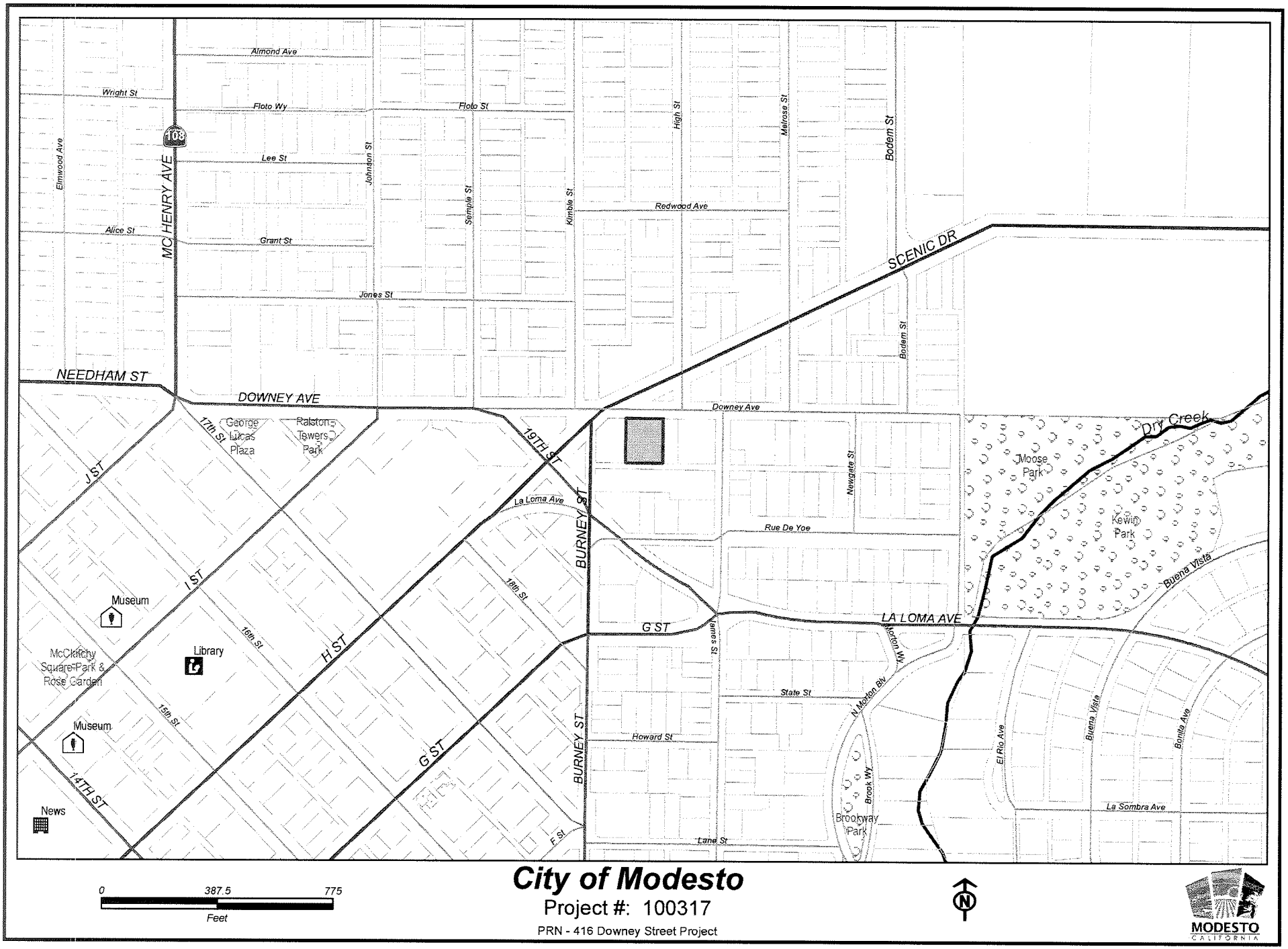

0 387.5 775
Feet

City of Modesto

Project #: 100317

PRN - 416 Downey Street Project

MODESTO CALIFORNIA

PRN - 416 Downey Street Project

100317

Capital Unsponsored

Cost Center: 39999
Hosting Fund: Capital Grants - Parks CIP Projects-3150
Element Listing: Housing
Classification: Improvements

Category: Parks System
Type Class: General Improvements
Area: Infill Areas
Manager: Humphries, Scott L

Start Date: 2007
End Date: 2014
Status: Active
Const. Code: Under Construction

Proj Desc: Pre-development activities related to Senior affordable housing project located at 412/416 Downey Avenue.

Proj Stat: Structures at both 412 and 416 Downey have been demolished and lots cleared. Housing Authority has been approved as Project developer; work underway to merge parcels into one.

Revenues	Budget	Actuals+Commit	Available	Prop. Inc./Dec. for 13-14	Bud + Prop. Incr/Decr	Avail.+ Prop. Incr/Decr	14-15	15-16	16-17	17-18	Total Budgeted up to 2018
61170 Transfer In from Fund 1170	250,000	52,040	197,960	0	250,000	197,960	0	0	0	0	250,000
Revenue Totals:	250,000	52,040	197,960	0	250,000	197,960	0	0	0	0	250,000

Expenditures	Budget	Actual+Commit	Available	Prop. Inc./Dec. for 13-14	Budget+Prop. Inc./Dec.	Avail.+Prop. Inc./Dec.	14-15	15-16	16-17	17-18	Total Budgeted up to 2018
EDA Eng/Design/Admin	250,000	52,040	197,960	0	250,000	197,960	0	0	0	0	250,000
Expenditure Totals:	250,000	52,040	197,960	0	250,000	197,960	0	0	0	0	250,000

Fund Balance Required	Budget+Prop. Inc./Dec.	Available+Prop. Inc./Dec.
Capital Grants - Parks CIP Projects-3150	0	0

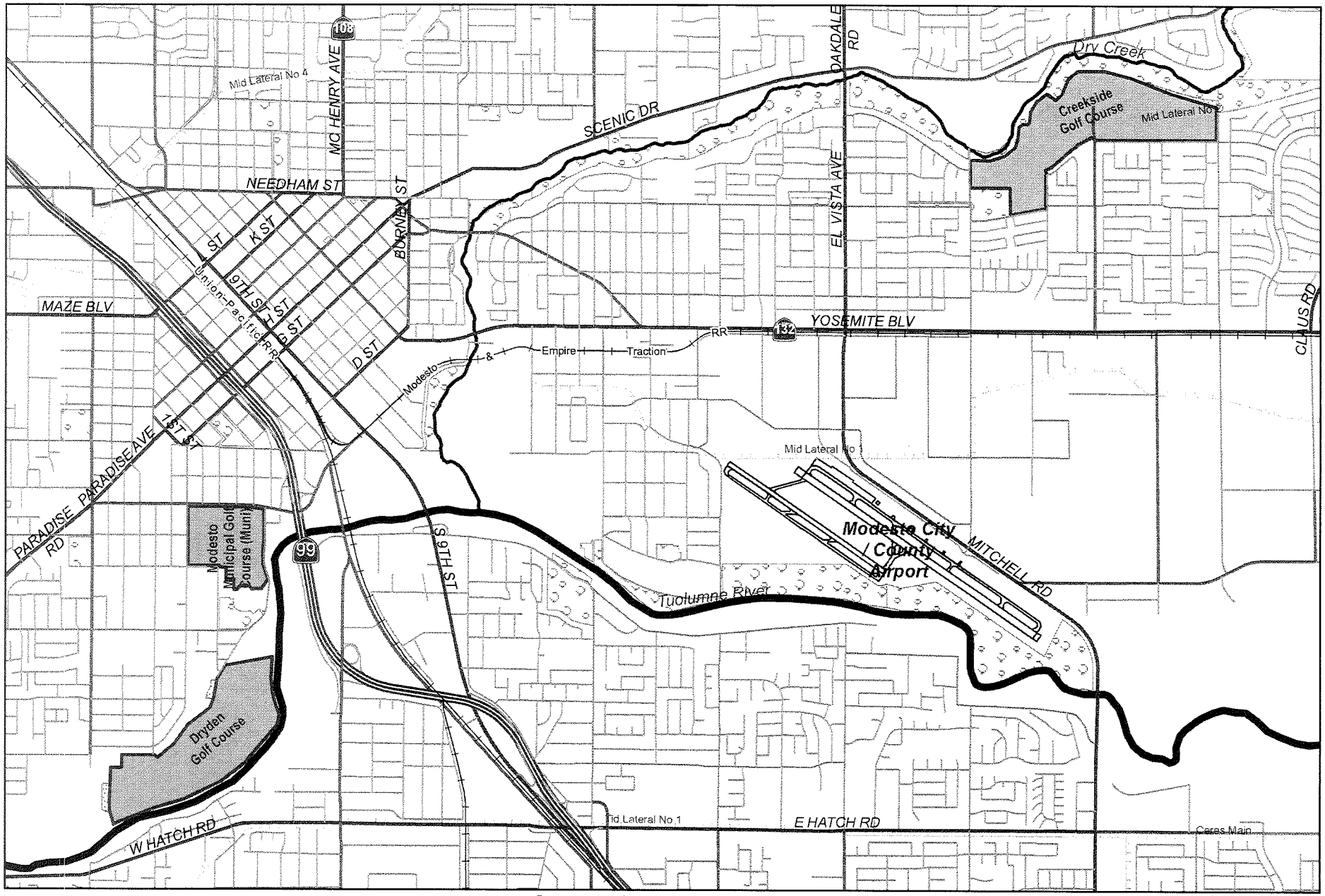

0 2,500 5,000
Feet

City of Modesto

Project #: 100319

PRN - Golf Capital Improvements (100283)

N

MODESTO
CALIFORNIA

PRN - Golf Capital Improvements (100283)

100319

Capital Unsponsored

Cost Center: 39999
Hosting Fund: Golf Fund-4600
Element Listing: Comm Svcs & Fac
Classification: Improvements

Category: Parks System
Type Class: Golf Enterprise
Area: Within City
Manager: Holt, Loren R

Start Date: 2007
End Date: Ongoing
Status: Active
Const. Code: Under Construction

Proj Desc: Capital improvement of the three city golf courses.

Proj Stat: Ongoing. Miscellaneous improvements as identified on these properties.

Revenues	Budget	Actuals+Commit	Available	Prop. Inc./Dec. for 13-14	Bud + Prop. Incr/Decr	Avail.+ Prop. Incr/Decr	14-15	15-16	16-17	17-18	Total Budgeted up to 2018
60100 Transfer In from Fund 0100	837,372	823,340	14,032	0	837,372	14,032	0	0	0	0	837,372
Revenue Totals:	837,372	823,340	14,032	0	837,372	14,032	0	0	0	0	837,372

Expenditures	Budget	Actual+Commit	Available	Prop. Inc./Dec. for 13-14	Budget+Prop. Inc./Dec.	Avail.+Prop. Inc./Dec.	14-15	15-16	16-17	17-18	Total Budgeted up to 2018
CON Construction	337,372	238,110	99,262	0	337,372	99,262	0	0	0	0	337,372
Expenditure Totals:	337,372	238,110	99,262	0	337,372	99,262	0	0	0	0	337,372

Fund Balance Required	Budget+Prop. Inc./Dec.	Available+Prop. Inc./Dec.
Golf Fund-4600	-500,000	85,230

MAP IS CURRENTLY UNAVAILABLE

PRN - TRRP Gateway Phase 2

100599

Capital Unsponsored

Cost Center:	39999	*Category:*	Parks System	*Start Date:*	2011
Hosting Fund:	JPA - TRRP Special Revenue Fund - CIP-6710	*Type Class:*	Expansion	*End Date:*	2014
Element Listing:	Env Rsrcs & Opn Spcs	*Area:*	Within City	*Status:*	Active
Classification:	Improvements	*Manager:*	Holt, Loren R	*Const. Code:*	New or Future

Proj Desc: This project will restore 11 acres of riparian and riverine habitiat by excavating and regrading the soil contours, creating channels for the river to flow into and planting native trees, shrubs, and grasses that will develop into a natural, native and riverine habitat forest. This project will also develop trails and a fishing deck adjacent to the Tuolumne River.

Proj Stat: In design. Construction to occur in 2012

Revenues	Budget	Actuals+Commit	Available	Prop. Inc./Dec. for 13-14	Bud + Prop. Incr/Decr	Avail.+ Prop. Incr/Decr	14-15	15-16	16-17	17-18	Total Budgeted up to 2018
42201 Intergov - State - Natural Resources Agency	2,200,500	0	2,200,500	0	2,200,500	2,200,500	0	0	0	0	2,200,500
Revenue Totals:	2,200,500	0	2,200,500	0	2,200,500	2,200,500	0	0	0	0	2,200,500

Expenditures	Budget	Actual+Commit	Available	Prop. Inc./Dec. for 13-14	Budget+Prop. Inc./Dec.	Avail.+Prop. Inc./Dec.	14-15	15-16	16-17	17-18	Total Budgeted up to 2018
CA Construction Admin	145,000	283	144,717	0	145,000	144,717	0	0	0	0	145,000
CON Construction	1,782,882	0	1,782,882	0	1,782,882	1,782,882	0	0	0	0	1,782,882
CTGY Contingency-CIP	145,000	0	145,000	0	145,000	145,000	0	0	0	0	145,000
EDA Eng/Design/Admin	450,000	1,403	448,597	0	450,000	448,597	0	0	0	0	450,000
Expenditure Totals:	2,522,882	1,686	2,521,196	0	2,522,882	2,521,196	0	0	0	0	2,522,882

Fund Balance Required	Budget+Prop. Inc./Dec.	Available+Prop. Inc./Dec.
JPA - TRRP Special Revenue Fund - CIP-6710	322,382	320,696

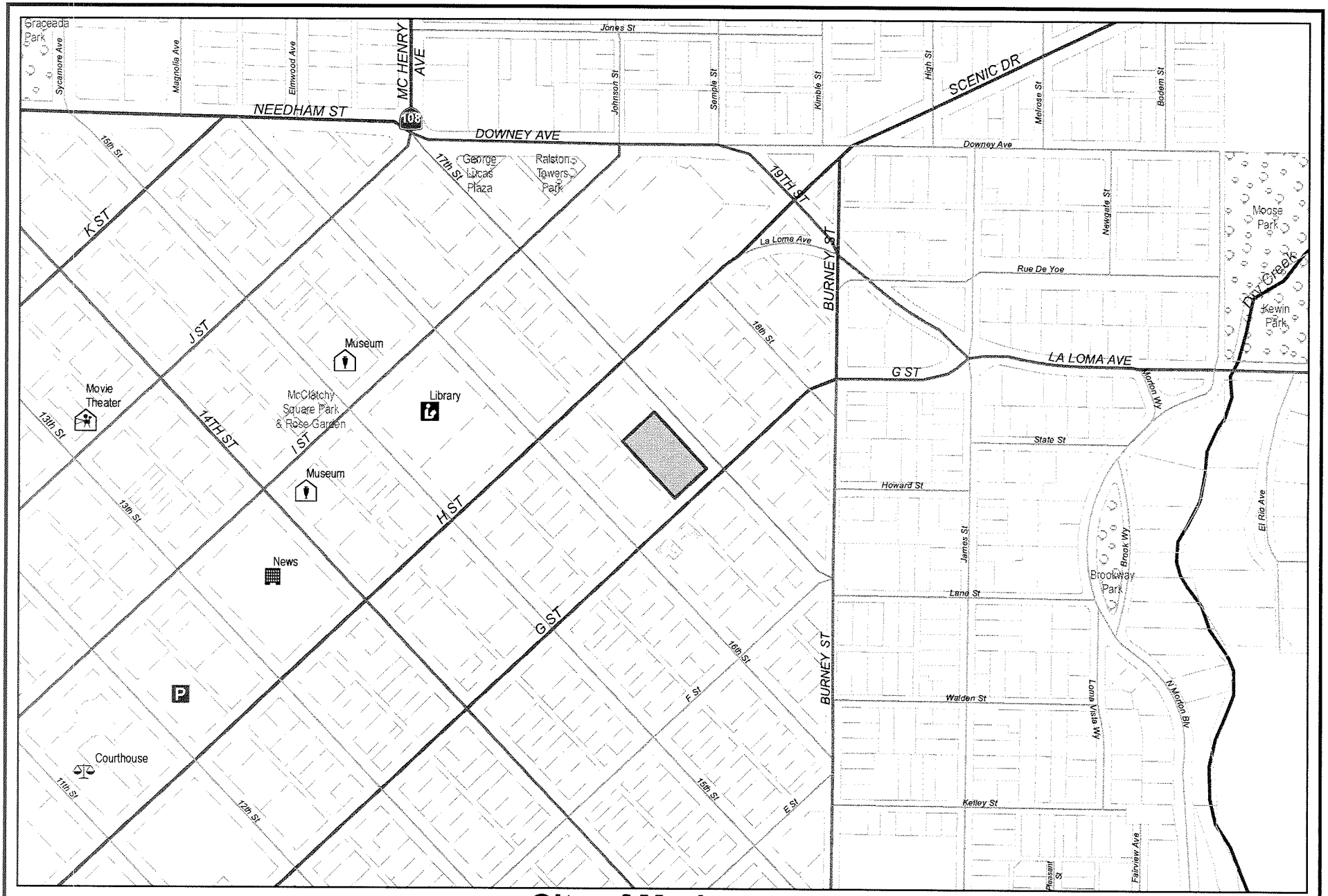

0 387.5 775
Feet

City of Modesto

Project #: 100651

PRN - Water Tower Removal 17th & G St

MODESTO
CALIFORNIA

PRN - Water Tower Removal 17th & G St

100651

Capital Unsponsored

Cost Center: 39999
Hosting Fund: Grants - CDBG Direct Program-1130
Element Listing: Comm Dev
Classification: Improvements

Category: Parks System
Type Class: General Improvements
Area: Within City
Manager: Horrillo, Kenneth C

Start Date: 2010
End Date: 2013
Status: Active
Const. Code: Under Construction

Proj Desc: Removal of water tower located at 17th and G Streets in preparation for a Senior affordable housing project.

Proj Stat: Environmental and historical studies completed, discussion with utility providers occurred. Specifications for demolition bids finalized.

Revenues	Budget	Actuals+Commit	Available	Prop. Inc./Dec. for 13-14	Bud + Prop. Incr/Decr	Avail.+ Prop. Incr/Decr	14-15	15-16	16-17	17-18	Total Budgeted up to 2018
42030 Intergov - Federal - Housing Urban Development - Current Year	135,000	47,848	87,152	0	135,000	87,152	0	0	0	0	135,000
Revenue Totals:	135,000	47,848	87,152	0	135,000	87,152	0	0	0	0	135,000

Expenditures	Budget	Actual+Commit	Available	Prop. Inc./Dec. for 13-14	Budget+Prop . Inc./Dec.	Avail.+Prop. Inc./Dec.	14-15	15-16	16-17	17-18	Total Budgeted up to 2018
CA Construction Admin	280	279	1	0	280	1	0	0	0	0	280
CON Construction	119,500	41,554	77,946	0	119,500	77,946	0	0	0	0	119,500
CTGY-CIP Contingency - CIP	5,220	0	5,220	0	5,220	5,220	0	0	0	0	5,220
EDA Eng/Design/Admin	5,000	13,007	-8,007	0	5,000	-8,007	0	0	0	0	5,000
Expenditure Totals:	130,000	54,841	75,159	0	130,000	75,159	0	0	0	0	130,000

Fund Balance Required	Budget+Prop. Inc./Dec.	Available+Prop. Inc./Dec.
Grants - CDBG Direct Program-1130	-5,000	-11,992

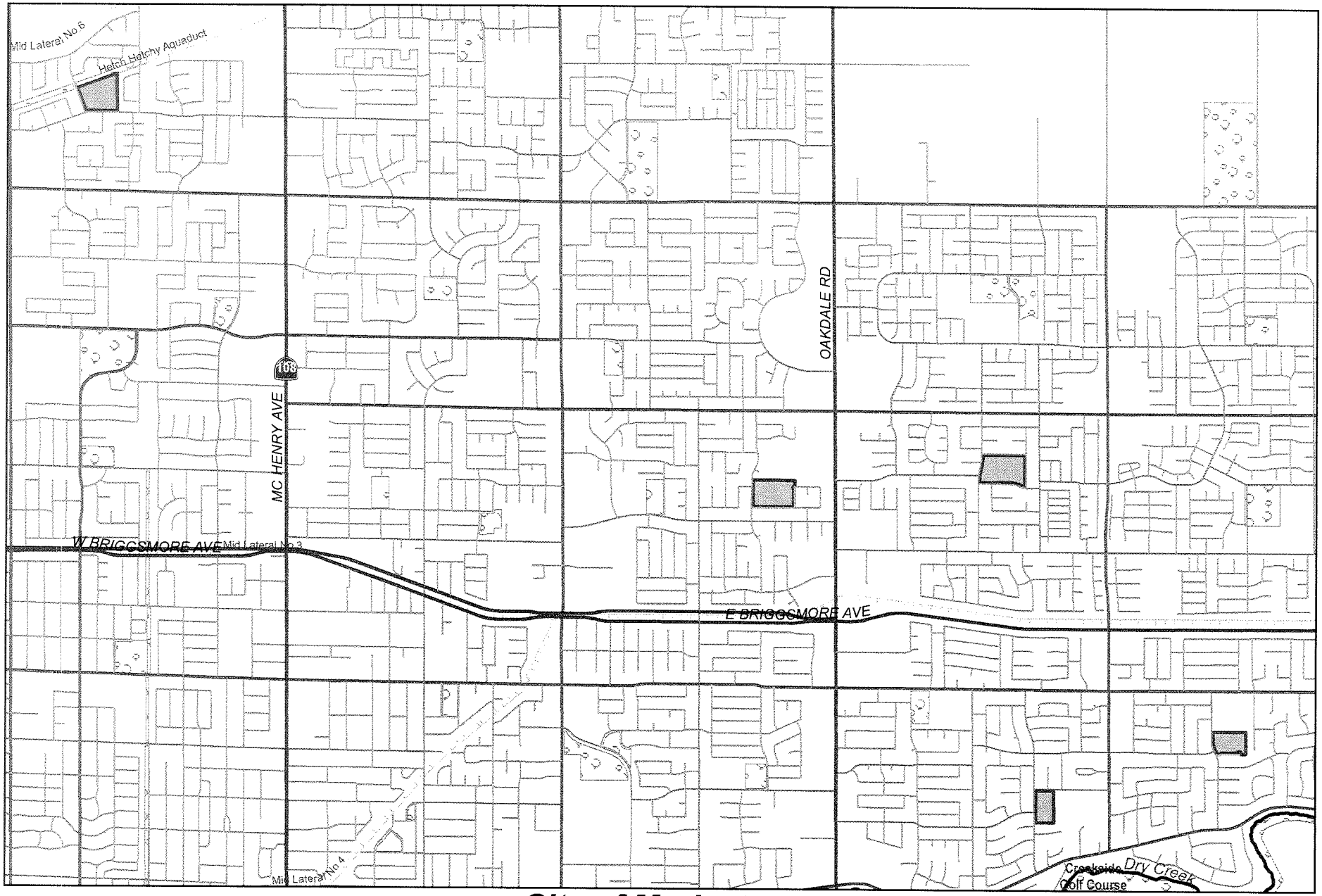

0 2,300 4,600
Feet

City of Modesto

Project #: 100677

PRN - Lighting Playgrounds & Shade

MODESTO
CALIFORNIA

PRN - Lighting Playgrounds & Shade

100677

Capital Unsponsored

Cost Center: 39999
Hosting Fund: Parks Capital Facility Fee Fund-3460
Element Listing: Comm Svcs & Fac
Classification: Improvements

Category: Parks System
Type Class: CFF Construction
Area: Within City
Manager: Holt, Loren R

Start Date: 2005
End Date: 2015
Status: Active
Const. Code: Under Construction

Proj Desc: Project provides for the completion of previously constructed CFF park projects to full build out. CFF parks include Brewers Rose Park, Lakewood Park, Sipherd Park, Orchard Park and Wesson Ranch Park

Proj Stat: This project will install park lighting, shade structures and other amenities that were not completed in initial build of these parks.

Expenditures	Budget	Actual+Commit	Available	Prop. Inc./Dec. for 13-14	Budget+Prop. Inc./Dec.	Avail.+Prop. Inc./Dec.	14-15	15-16	16-17	17-18	Total Budgeted up to 2018
CA Construction Admin	34,379	0	34,379	0	34,379	34,379	0	0	0	0	34,379
CON Construction	195,036	0	195,036	0	195,036	195,036	0	0	0	0	195,036
CTGY Contingency - CIP	25,282	0	25,282	0	25,282	25,282	0	0	0	0	25,282
EDA Eng/Design/Admin	31,137	2,559	28,578	0	31,137	28,578	0	0	0	0	31,137
Expenditure Totals:	285,834	2,559	283,275	0	285,834	283,275	0	0	0	0	285,834

Fund Balance Required	Budget+Prop. Inc./Dec.	Available+Prop. Inc./Dec.
Parks Capital Facility Fee Fund-3460	285,834	283,275

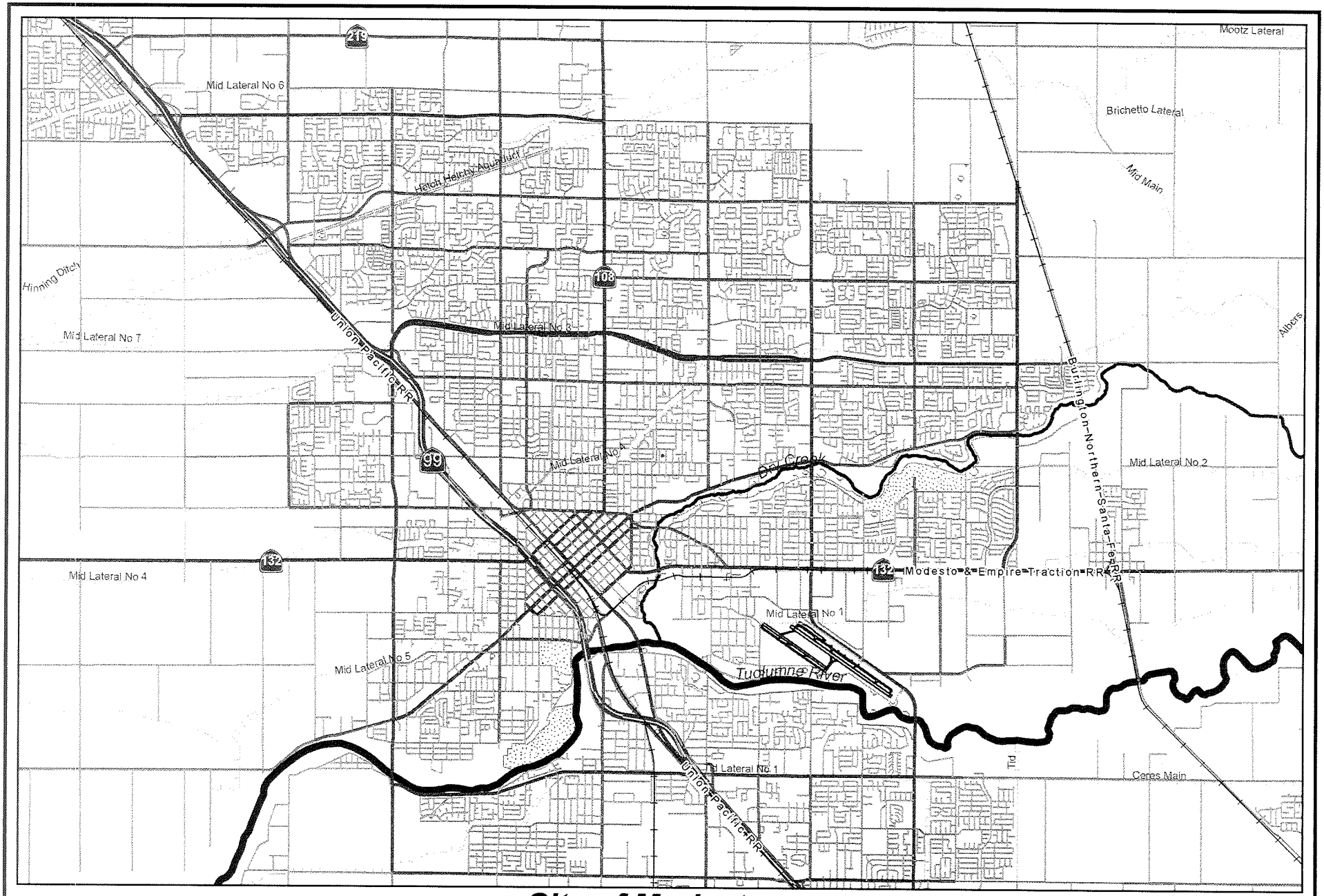

0 5,500 11,000
Feet

City of Modesto

Project #: 100688

Enrgy Eff Imp Mod Facilities

MODESTO
CALIFORNIA

Enrgy Eff Imp Mod Facilities

100688

Capital Unsponsored

Cost Center: PRN - Projects-39999
Hosting Fund: Capital Grants - PRN-3100
Element Listing: Comm Svcs & Fac
Classification: Improvements

Category: Parks System
Type Class: Maintenance
Area: System Wide
Manager: Holt, Loren R

Start Date: 2011
End Date: 2013
Status: Active
Const. Code: Under Construction

Proj Desc: Energy Efficiency Improvements to Modesto Facilities

Proj Stat: Project is under construction and will be completed in 2013.

Revenues	Budget	Actuals+Commit	Available	Prop. Inc./Dec. for 13-14	Bud + Prop. Incr/Decr	Avail.+ Prop. Incr/Decr	14-15	15-16	16-17	17-18	Total Budgeted up to 2018
42020 Intergov - Federal - American Rec Reimb Act	70,174	70,409	-235	0	70,174	-235	0	0	0	0	70,174
64890 Transfer In from Fund 4890	50,000	0	50,000	0	50,000	50,000	0	0	0	0	50,000
Revenue Totals:	120,174	70,409	49,765	0	120,174	49,765	0	0	0	0	120,174

Expenditures	Budget	Actual+Commit	Available	Prop. Inc./Dec. for 13-14	Budget+Prop . Inc./Dec.	Avail.+Prop. Inc./Dec.	14-15	15-16	16-17	17-18	Total Budgeted up to 2018
CON Construction	113,870	2,402	111,468	0	113,870	111,468	0	0	0	0	113,870
EDA Eng/Design/Admin	6,304	7,781	-1,477	0	6,304	-1,477	0	0	0	0	6,304
Expenditure Totals:	120,174	10,183	109,991	0	120,174	109,991	0	0	0	0	120,174

Fund Balance Required	Budget+Prop. Inc./Dec.	Available+Prop. Inc./Dec.
Capital Grants - PRN-3100	0	60,225

THIS PAGE LEFT BLANK INTENTIONALLY

POLICE

SYSTEM OVERVIEW

The Police Department is charged with the maintenance of law and order and the protection of life and property. The Department accomplishes this by 24-hour response through three divisions: Field Operations, Investigations and Support. The Chief of Police provides for the Department's management and with the assistance of three Division Police Captains oversees daily operations.

HIGHLIGHTS

The Police Parking Lot Resurface Project continues to remain unfunded.

POLICY ISSUES/UNMET NEEDS

The parking lot within the G. L. McKinsey Police Complex is in need of resurfacing. The fenced parking area is twelve years old and in need of a new asphalt surface. Exposed rebar and potholes are evident as a result of inclement weather and heavy vehicle traffic. Several curb stops are eroding and are in need of replacement. The condition of the parking lot continues to deteriorate. This project estimated at $200,000, has been requested for the past five years, but no funding has been available.

At the northeast corner of the G. L. McKinsey Police Complex, the former Police Vehicle Maintenance Shop was planned to be converted to a property and evidence facility. However, preliminary inspection of the building has found several structural and contamination problems that will have to be mitigated to make the move possible. Preliminary engineering surveys indicate that renovations costs may be more than expected and the rebuilding of the entire facility may be a better alternative than altering the building to suit the City's needs. Currently, no funding has been identified to either renovate the site or to construct a new facility.

The Police Department also has a critical parking shortage both for department vehicles and for on-street employee and customer parking. The impacts of several building projects in the downtown area are aggravating the parking problems surrounding the G.L.

McKinsey Complex. Cost estimates – depending on the parking plan are very preliminary and no funding source has been identified. Federal funding sources continue to be explored to obtain nearby property and to deal with potential contamination problems that would need to be mitigated before any parking surfaces could be constructed. The cost of a multi-level parking structure, estimated at a minimum of $15,000 per parking space, will be considerable and may be the only alternative if additional property near the G.L. McKinsey Complex is not available.

THIS PAGE LEFT BLANK INTENTIONALLY

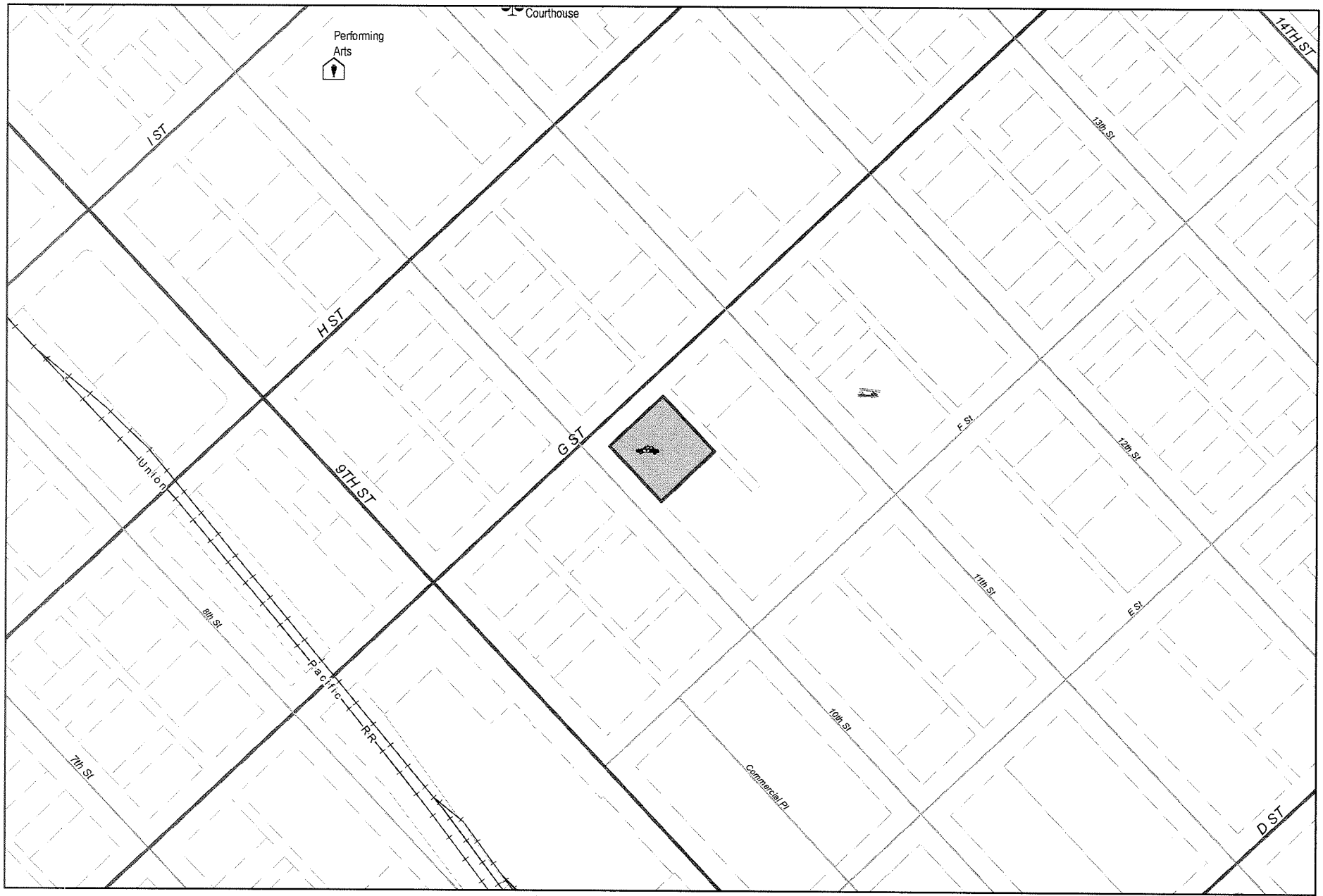

0 230 460
Feet

City of Modesto

Project #: 100706

MPD Fallen Officer Memorial

MODESTO
CALIFORNIA

MPD Fallen Officer Memorial

100706

Capital Unsponsored

Cost Center:	MPD - Projects-19999	*Category:*	Police	*Start Date:*	2011
Hosting Fund:	Special Fund for Capital Outlay-3120	*Type Class:*	Police	*End Date:*	2014
Element Listing:	Public Safety	*Area:*	Within City	*Status:*	Active
Classification:	Improvements	*Manager:*	Carroll, Galen	*Const. Code:*	Under Construction

Proj Desc: This project will provide for the construction of the Modesto Police Fallen Office Memorial. Project funds come from community and private donation on deposit with Stanislaus Community Foundation. Project scope for Phase I includes site demolition, installation of concrete foundation, paver units, granite tiled wall, electrical lighting, landscape irrigation, plant materials and signage and commemoration placques honoring fallen Modesto Police Officers. Phase II improvements include the addition of a life-sized bronze statue of a police officer kneeling in quiet reflection. The completed Modesto Police Fallen Officer Memorial will stand as an ongoing reminder of the ultimate sacrifice made by our fallen heroes. "They valued human life so much that they were prepared to give their lives to protect it."

Proj Stat: Phase I is complete. Donations continue to be sought to fund Phase II of the Modesto Police Fallen Officer Memorial. Total project costs for Phases I and II are estimated at $91,000.

Revenues	Budget	Actuals+Commit	Available	Prop. Inc./Dec. for 13-14	Bud + Prop. Incr/Decr	Avail.+ Prop. Incr/Decr	14-15	15-16	16-17	17-18	Total Budgeted up to 2018
42503 Intergov - Other Miscellaneous Grants/Donations	38,000	0	38,000	0	38,000	38,000	0	0	0	0	38,000
Revenue Totals:	38,000	0	38,000	0	38,000	38,000	0	0	0	0	38,000

Expenditures	Budget	Actual+Commit	Available	Prop. Inc./Dec. for 13-14	Budget+Prop . Inc./Dec.	Avail.+Prop. Inc./Dec.	14-15	15-16	16-17	17-18	Total Budgeted up to 2018
CON Construction	38,000	30,757	7,243	0	38,000	7,243	0	0	0	0	38,000
Expenditure Totals:	38,000	30,757	7,243	0	38,000	7,243	0	0	0	0	38,000

Fund Balance Required	Budget+Prop. Inc./Dec.	Available+Prop . Inc./Dec.
Special Fund for Capital Outlay-3120	0	-30,757

THIS PAGE LEFT BLANK INTENTIONALLY

Storm Drainage

SYSTEM OVERVIEW

The City of Modesto's storm drainage is designed to manage storm water runoff, while meeting federal National Pollutant Discharge Elimination System (NPDES) stormwater requirements. Operations, maintenance, and capital project funding for the storm drainage system is provided through rate revenues received from City residential, commercial, and industrial customers.

This system uses two primary types of systems to manage storm water runoff. Rockwells and positive storm drain systems. Rockwells receive approximately 30% of the City storm water runoff while the positive storm drain system collects the remaining 70%.

Rockwells are shallow wells, drilled 25-50 feet deep, and are filled with rock. Rockwells receive stormwater and other runoff water from a catch basin located in the street gutter. Runoff percolates from the rockwells into coarse sand layers in the soil over a period of 24 to 48 hours. The system includes approximately 9,500 rockwells. Rockwells are the primary drainage facilities for much of the older portion of the storm drain system where traditional piped drainage to rivers, streams, and basins are not feasible.

Positive storm drains are also part of the system. These positive drains collect runoff in catch basins, convey it through pipelines, and discharge it by either pumping or by gravity into receiving waters or retention/detention basins. The system contains 25stormwater lift stations and 23 retention/detention basins. Roughly one-third of the City is served by positive storm drainage.

Federal NPDES stormwater regulations require the City to maintain a comprehensive inventory, monitoring, and management program to reduce the discharge of pollutants in stormwater runoff to receiving waters (streams, rivers, and creeks). The City complied with this regulation and received an initial NPDES Permit from the state in June 1994. Since 1994, the City has been working with the Central Valley Regional Water Quality Control Board (RWQCB) in managing and permitting stormwater discharges into receiving waters and shallow groundwater aquifers from rockwells.

HIGHLIGHTS

The Storm Drain Fund had only one new capital project this past fiscal year. Storm drainage for new development has been funded through Capital Facilities Districts (CFDs) or by developers. The Storm Drainage Master Plan is in final draft and will guide future storm drain planning and system analysis in conjunction with future development. It will also provide a plan for correcting existing deficiencies.

The City's current NPDES Storm Water Permit was issued by the RWQCB in June 2008 and will expire in June 2013. In 2012 the City began the process of renewing the Municipal Separate Storm Sewer System (MS4) Permit by submitting a report of waste discharged combined with an annual report. This report puts in motion the development of the Storm Water Management Plan (SWMP) that uses a risk-based approached to achieving storm water quality objectives. The NPDES Storm Drainage Permit will likely be adopted by the Regional Water Quality Control Board (RWQCB) in 2013.

MAJOR ACCOMPLISHMENTS



The Emerald & Maze Storm Drain Project has been designed to alleviate the flooding issues caused by storm runoff at the intersection of Emerald Avenue and Maze Boulevard, adjacent to Franklin Elementary School. Construction is scheduled for early summer 2013. The existing storm drainage system does not drain the intersection adequately. During rainfall periods Emerald Avenue, to the south of Maze Boulevard, is overwhelmed with storm runoff. The flooding issues prevent students and parents from using the sidewalks along Maze Boulevard and Emerald Avenue. The flooding issues also pose a potential traffic hazard on Maze Boulevard, which is a state highway with heavy traffic.

The West Basin Improvements Project will mitigate the heavy erosion issues along the banks, which requires constant maintenance, This will be done by using engineered landscaping materials and methods to dissipate the concentrated flows that cause the erosion. This project is currently in construction, and is expected to be completed in summer 2013. This project is funded by the Village One CFD.

The NorthPointe Basin Improvements Project will install improvements that will protect the NorthPointe Basin slopes. Construction is expected to begin summer 2013. The project will be funded by the NorthPointe CFD.

POLICY ISSUES

A Storm Drain rate increase is required in the coming years in order to meet the increasing demands of the system and regulatory requirements. Without an increase, the City will be unable to provide adequate system maintenance for these vital assets. The storm drainage system serves as an integral component of the City's economic development plan. Many of the rockwell locations are in

need of major upgrades to meet current City standards. Older rockwell structures were not designed for ongoing rejuvenation and are at risk of structural failure. Staff is currently experimenting with a different style of subsurface drainage called a Dry Well. Dry Wells have been successfully used in Oregon and Washington. Their design has better treatment capability while providing greater surface area for percolation. Storm Drain fees have not changed since 1995, when they were reduced by 5%. Over time, the cost of providing storm drainage maintenance has increased and the City has grown in size. It should be noted that the cost of meeting storm drain needs in some growth areas is being met through CFD funding. In addition, regulatory requirements continue to grow, requiring the City to monitor groundwater impact for rockwells, and to meet numerical effluent limits for Dry Creek and the Tuolumne River.

0 500 1,000
Feet

City of Modesto

Project #: 100460

UPP - NorthPointe Basin Reconstruction

MODESTO
CALIFORNIA

UPP - NorthPointe Basin Reconstruction

100460

Capital Unsponsored

Cost Center:	49999	*Category:*	Storm Drainage	*Start Date:*	2010
Hosting Fund:	NorthPointe CFD Fund-3265	*Type Class:*	CFD Storm Drainage	*End Date:*	2013
Element Listing:	Comm Svcs & Fac	*Area:*	Within City	*Status:*	Active
Classification:	Replace	*Manager:*	Wong, William Sai	*Const. Code:*	Not Awarded

Proj Desc: This project will provide funding to repair reoccuring basin slope failure. This repair will also reduce future maintenance expense.

Proj Stat: Final design complete. City negotiated lease with adjacent property owner. Construction to begin spring 2013.

Expenditures	Budget	Actual+Commit	Available	Prop. Inc./Dec. for 13-14	Budget+Prop. Inc./Dec.	Avail.+Prop. Inc./Dec.	14-15	15-16	16-17	17-18	Total Budgeted up to 2018
CA Construction Admin	19,900	618	19,282	0	19,900	19,282	0	0	0	0	19,900
CON Construction	196,000	0	196,000	0	196,000	196,000	0	0	0	0	196,000
CTGY Contingency - CIP	19,900	0	19,900	0	19,900	19,900	0	0	0	0	19,900
EDA Eng/Design/Admin	54,000	41,728	12,272	0	54,000	12,272	0	0	0	0	54,000
Expenditure Totals:	289,800	42,346	247,454	0	289,800	247,454	0	0	0	0	289,800

Fund Balance Required	Budget+Prop. Inc./Dec.	Available+Prop. Inc./Dec.
NorthPointe CFD Fund-3265	289,800	247,454

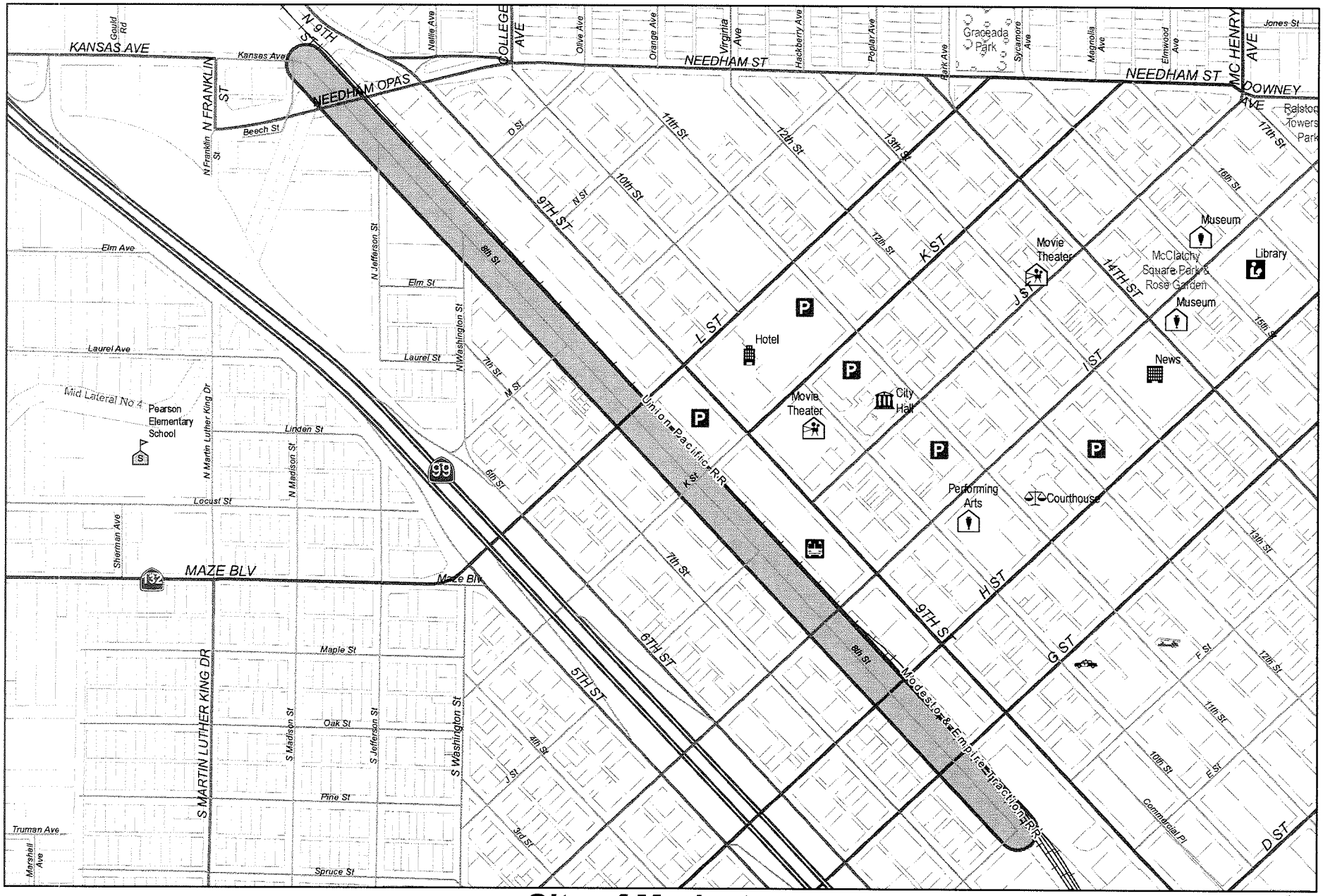

City of Modesto

Project #: 100553

UPP - 9th Street Storm Drainage

MODESTO CALIFORNIA

UPP - 9th Street Storm Drainage

100553

Capital Unsponsored

Cost Center:	49999	*Category:*	Storm Drainage	*Start Date:*	2002
Hosting Fund:	Storm Drainage Fund-4480	*Type Class:*	Storm Drainage	*End Date:*	2018
Element Listing:	Comm Svcs & Fac	*Area:*	Within City	*Status:*	Active
Classification:	Improvements	*Manager:*	Wong, William Sai	*Const. Code:*	New or Future

Proj Desc: This project will complete the 9th Street storm drain system, from the 7th Street Bridge to Needham Street. Current design places a new storm drain pipe in 8th Street with three connections to the existing 9th Street pipeline. 8th Street is being utilized because of fewer underground utilities. Design drawings are complete, however, additional design work has been programmed to cover the costs of phasing the project's construction. Funding in out-years when available. The prior transfer from the General Fund is a loan of $257,500.

Proj Stat: Waiting for construction funding.

Revenues	Budget	Actuals+Commit	Available	Prop. Inc./Dec. for 13-14	Bud + Prop. Incr/Decr	Avail.+ Prop. Incr/Decr	14-15	15-16	16-17	17-18	Total Budgeted up to 2018
42112 Intergov - State - Environmental Protection Agency	242,500	225,088	17,412	0	242,500	17,412	0	0	0	0	242,500
60100 Transfer In from Fund 0100	257,500	257,500	0	0	257,500	0	0	0	0	0	257,500
63120 Transfer In from Fund 3120	0	0	0	0	0	0	0	0	0	0	0
Revenue Totals:	500,000	482,588	17,412	0	500,000	17,412	0	0	0	0	538,000

Expenditures	Budget	Actual+Commit	Available	Prop. Inc./Dec. for 13-14	Budget+Prop . Inc./Dec.	Avail.+Prop. Inc./Dec.	14-15	15-16	16-17	17-18	Total Budgeted up to 2018
CCF City Construct Force	5,000	0	5,000	0	5,000	5,000	0	0	0	0	5,000
EDA Eng/Design/Admin	540,000	521,973	18,027	0	540,000	18,027	0	0	0	0	540,000
Expenditure Totals:	545,000	521,973	23,027	0	545,000	23,027	0	0	0	0	545,000

Fund Balance Required	Budget+Prop. Inc./Dec.	Available+Prop . Inc./Dec.
Storm Drainage Fund-4480	45,000	5,615

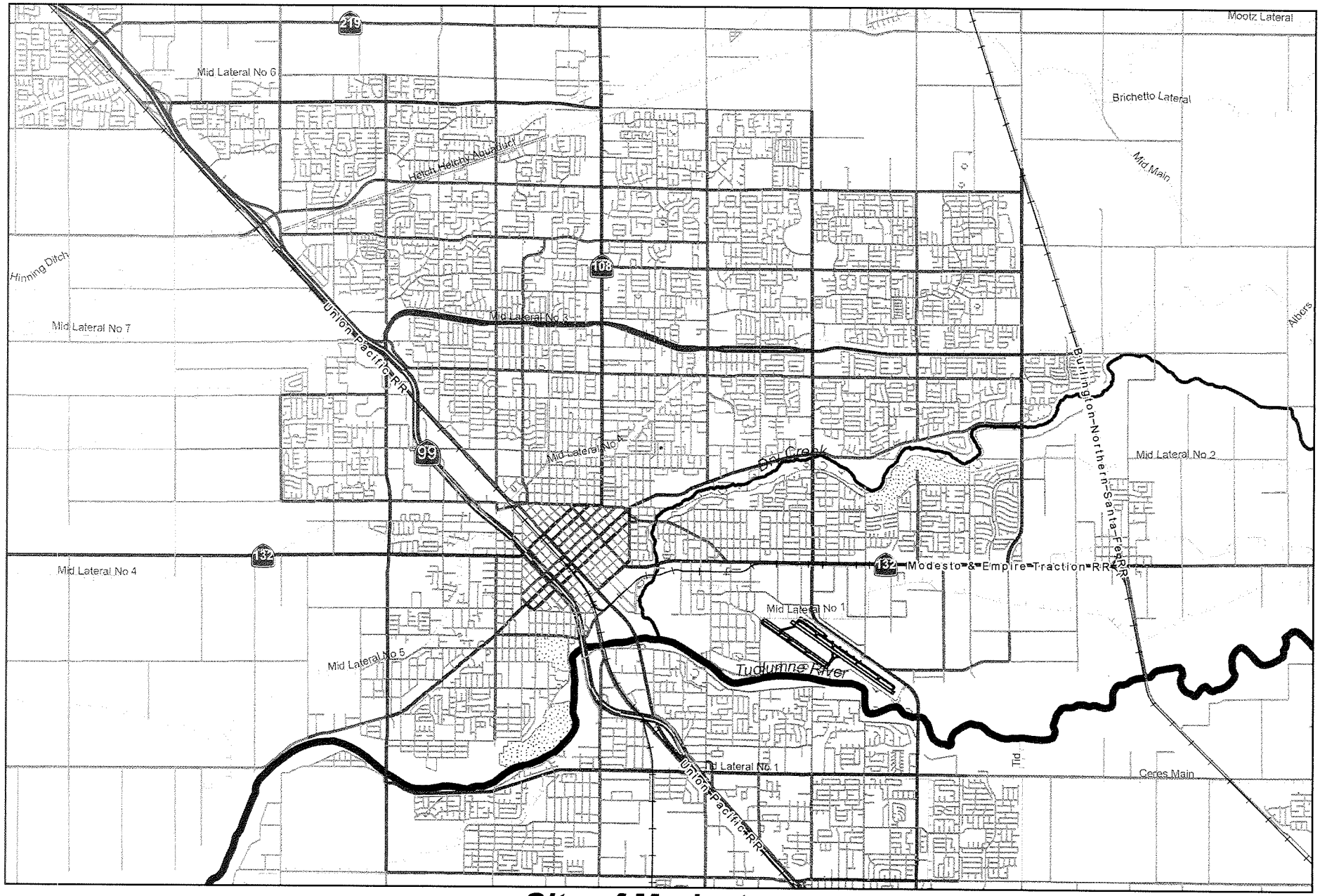

0 5,500 11,000
Feet

City of Modesto

Project #: 100696

UPP - Master Plan Storm Drain

MODESTO
CALIFORNIA

UPP - Master Plan Storm Drain

100696

Capital Unsponsored

Cost Center:	49999	*Category:*	Storm Drainage	*Start Date:*	2003
Hosting Fund:	Storm Drainage Fund-4480	*Type Class:*	Storm Drainage	*End Date:*	2014
Element Listing:	Comm Svcs & Fac	*Area:*	System Wide	*Status:*	Active
Classification:	Improvements	*Manager:*	Bond, Jack R	*Const. Code:*	Not Awarded

Proj Desc: This project will update the system wide Storm Drain Master Plan (SDMP) and complete the associated environmental review (CEQA). This plan will be used for future planning and system analysis in conjunction with the review of ongoing capital improvements and private development. The SDMP will be updated every five years.

Proj Stat: This project is currently in progress.

Expenditures	Budget	Actual+Commit	Available	Prop. Inc./Dec. for 13-14	Budget+Prop. Inc./Dec.	Avail.+Prop. Inc./Dec.	14-15	15-16	16-17	17-18	Total Budgeted up to 2018
EDA Eng/Design/Admin	191,384	72,668	118,716	0	191,384	118,716	0	0	0	0	191,384
Expenditure Totals:	191,384	72,668	118,716	0	191,384	118,716	0	0	0	0	191,384

Fund Balance Required	Budget+Prop. Inc./Dec.	Available+Prop. Inc./Dec.
Storm Drainage Fund-4480	191,384	118,716

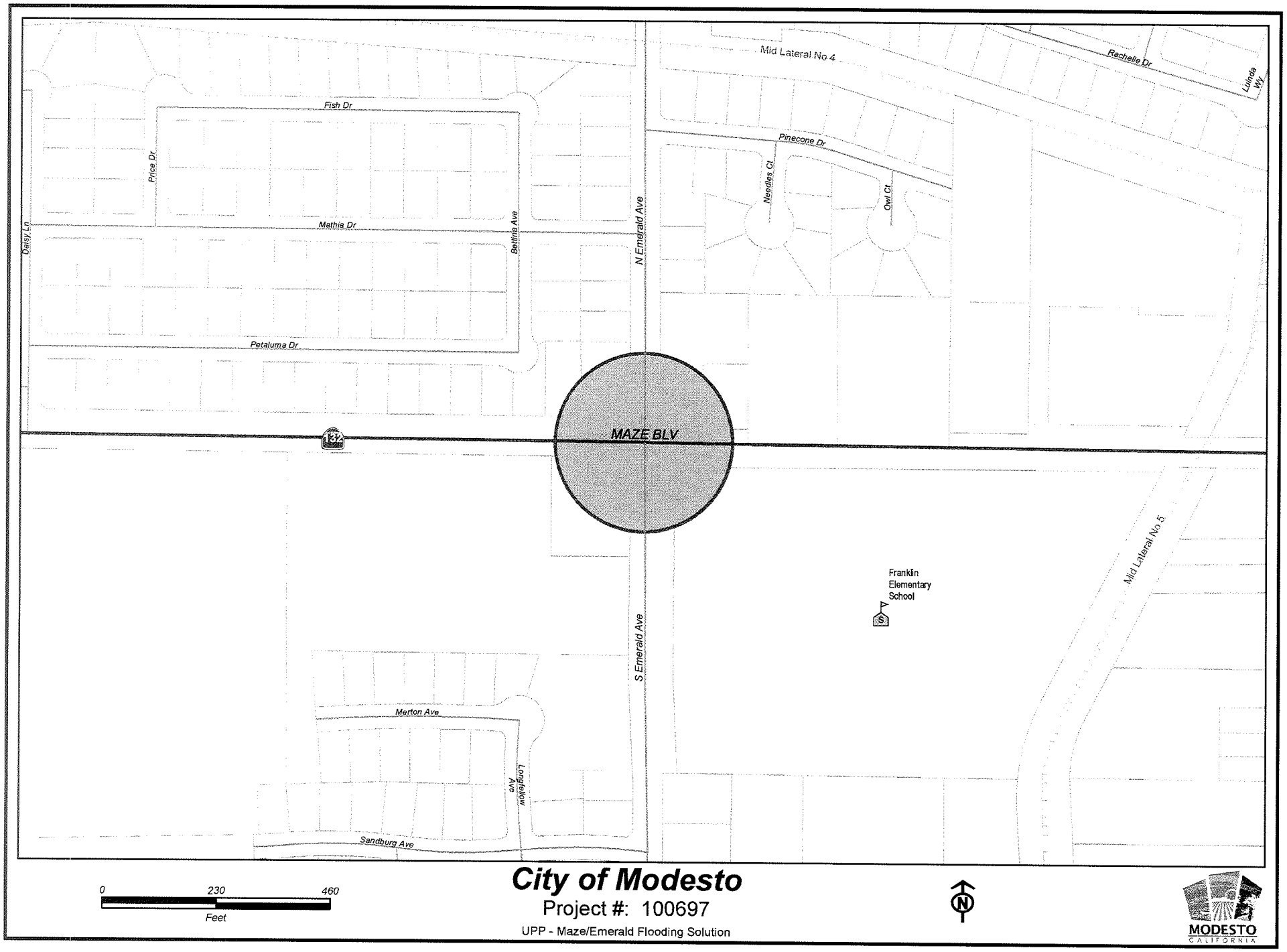

City of Modesto

Project #: 100697

UPP - Maze/Emerald Flooding Solution

UPP - Maze/Emerald Flooding Solution

100697

Capital Unsponsored

Cost Center:	UPP - Projects-49999	*Category:*	Storm Drainage	*Start Date:*	2012
Hosting Fund:	Storm Drainage Fund-4480	*Type Class:*	Storm Drainage	*End Date:*	2014
Element Listing:	Public Safety	*Area:*	Within City	*Status:*	Active
Classification:	Improvements	*Manager:*	Wong, William Sai	*Const. Code:*	Under Construction

Proj Desc: This project will provide funding to address the flooding issues at the Southeast intersection of Maze Blvd. (Hwy 132) and Emerald Avenue in Modesto.

Proj Stat: Project has been awarded. Construction to begin in summer 2013.

Expenditures	Budget	Actual+Commit	Available	Prop. Inc./Dec. for 13-14	Budget+Prop. Inc./Dec.	Avail.+Prop. Inc./Dec.	14-15	15-16	16-17	17-18	Total Budgeted up to 2018
CA Construction Admin	27,493	5,403	22,090	0	27,493	22,090	0	0	0	0	27,493
CCF CCF	5,000	0	5,000	0	5,000	5,000	0	0	0	0	5,000
CON Construction	201,684	183,288	18,396	0	201,684	18,396	0	0	0	0	201,684
CTGY-CIP Contingency - CIP	22,500	0	22,500	0	22,500	22,500	0	0	0	0	22,500
EDA Eng/Design/Admin	35,823	34,559	1,264	0	35,823	1,264	0	0	0	0	35,823
Expenditure Totals:	292,500	223,250	69,250	0	292,500	69,250	0	0	0	0	292,500

Fund Balance Required	Budget+Prop. Inc./Dec.	Available+Prop. Inc./Dec.
Storm Drainage Fund-4480	292,500	69,250

THIS PAGE LEFT BLANK INTENTIONALLY

Transportation Facilities

TRANSPORTATION FACILITIES

SYSTEM OVERVIEW

The Transportation Facilities portion of the CIP provides projects that maintain, upgrade and expand the City's system of streets, bridges, traffic control devices, street lighting and sidewalks.



Floyd Avenue

The City currently maintains 1,372 lane miles of streets consisting of 121 million square feet of pavement surface area. The replacement cost for the City's streets is estimated at $979 million in today's dollars. The City is also responsible for 22 bridge structures (14 of which are canal crossings), three pedestrian crossings of waterways, and three pedestrian crossings over streets. In addition, the City also maintains the bridge decks and pavement markings on another 13 structures that cross State Route 99 in the City's jurisdiction.

Design, construction, maintenance, and rehabilitation of traffic signals, roundabouts, sign and pavement markings are also City responsibilities. The City maintains 244 traffic signals, 13,859 streetlights, 10 flashing beacons, 30 lighted crosswalks, 22 school flashing beacons, five warning beacons, six communication hubs, 14 roundabouts and 27,676 traffic signs. The signals Modesto maintains include 169 in Modesto, 38 for Stanislaus County, 32 for Ceres, and 5 in Riverbank.

Developers typically construct new residential and collector streets. The right-of-way is dedicated to the City once construction is complete. Major streets with right-of-way requirements greater than 80' total width are the shared responsibility of the fronting landowner and the City, with the property owner responsible for the first 40' of right-of-way improvements and the City responsible for the remainder. The City share is normally funded through Capital Facilities Fees (CFF). Expressway improvements are funded by CFF funds and the property owner is reimbursed for any right-of-way needed for an expressway.

Funding for Transportation Facilities CIP projects comes primarily from gas tax revenues, Capital Facilities Fees (CFF), Local Transportation Funds (LTF), assessment districts, and State and Federal Highway Administration grants, which are usually administered by State agencies.

HIGHLIGHTS

The SR 99 and Pelandale Avenue Interchange project is to reconstruct the interchange to alleviate congestion and improve operations of SR 99 and Pelandale Avenue. The City of Modesto is lead agency for development of the project. The Project Approval and Environmental Document (PA&ED) has been approved by Caltrans. The preparation of the Plans Specifications & Estimates (PS&E) has also been completed and approved by Caltrans. Project is currently in Right-of-Way Acquisition Phase. City staff is working with Caltrans and California Transportation Commission (CTC) to allocate construction funding from Highway 99 Bond. The construction is expected to begin December, 2013.



Pelandale Avenue

Highway 132 Expressway project proposes to construct a four-lane freeway/expressway on a new alignment in Stanislaus County and in the City of Modesto from SR 132 west of Dakota Avenue to east of SR 99 at Needham Street. SR 132 is a main east-west corridor in the county and provides a connecting link between major freeway routes Interstate 580, I-5, and SR 99, and is a major truck route. The project currently is in PA&ED phase. PA&ED is scheduled to be completed by December, 2013.

The CIP Task Force recommends the Claratina Avenue extension project, from McHenry Avenue to Coffee Road, including the Coffee & Claratina Intersection as the No. 1 priority project. Design is in preliminary stages. Funding is available to complete design and property acquisition. Construction funding is still in process.

Construction began in April, 2012 on the Carpenter Road Bridge Seismic Retrofit project at the Tuolumne River. This $11.5 million project is funded 100% with Federal Highway Bridge Program funds and Prop. 1B Seismic funds. The existing bridge is 33 feet wide and was constructed in 1960. It accommodates two lanes of traffic (one in each direction). When complete the retrofitted bridge will meet current seismic requirements, be 70 feet wide and will accommodate two lanes of traffic as well as pedestrians and bicycles. Construction is expected to be complete in the fall of 2013.

Roselle Avenue will be widened to 4 lanes between Floyd Avenue and Sylvan Avenue and will include curb, gutter, sidewalks, bike lanes, landscaped median, landscaping, street lighting, storm drainage, sanitary sewer and a roundabout at Kodiak Drive. Property acquisition is complete on 7 of the 8 properties. Condemnation action began in spring of 2011 and continues. A trial date has been set for August 2013. Construction could begin in 2014.

Briggsmore Avenue between Sisk Road and McHenry Avenue will be resurfaced during the summer of 2014.

The Traffic Engineering division is involved in several areas of improvement such as construction of new traffic signals and roundabouts, modifications of existing signals, expansion of the ATMS/CCTV system, traffic signal coordination, improvement of existing street lighting, restriping various corridors, traffic improvements and intersection upgrades.

Some of the planned projects are: construction of three new traffic signals, two right-turn lanes, and two safe route to school grants to install curb, gutter, sidewalks, street lights near El Vista and Marshal Elementary Schools, the addition of a right turn lane at the northwest corner of Briggsmore and McHenry Avenues, and additional bike lanes will be striped. The new traffic signals will be on Orangeburg Avenue at Enslen Avenue, on Orangeburg Avenue at Lakewood Avenue, and on Roselle Avenue at Merle Avenue.

Staff will continue to apply for Federal CMAQ grants for various transportation facilities improvement projects and for Safe Routes to School Pedestrian Safety Funds.

A pavement rehabilitation project will occur on Oakdale Road between Briggsmore Avenue and Floyd Avenue. Bike lanes will also be added.

City Streets Maintenance projects are as follows:

- Paving on B Street, from 12th to 9th Street
- Paving on Prescott Road at Northridge Drive
- Paving on Claradell Avenue from McHenry Avenue to Florida Avenue
- Paving on Strivens Avenue from Whitcomb Avenue to Brenner Avenue
- Paving on Semple Street from Jones Street to Morris Avenue
- Paving on San Juan Drive from Yosemite Boulevard to Miller Avenue
- Crack sealing on our high traffic Arterial Streets

ACCOMPLISHMENTS

Accomplishments of the Transportation Facilities CIP included completion of construction on the following projects:

- Sylvan Avenue between Coffee Road and Oakdale Road was rehabilitated during the summer of 2012.
- Empire Avenue reconstruction and sidewalk additions from Monterey Avenue to Hillside Drive has been completed.
- Construction of a right-turn lane from northbound McHenry Avenue to eastbound Briggsmore Avenue was constructed to help improve traffic flow and safety. The project was funded by a Federal Congestion Mitigation and Air Quality Grant (90%) and local Capital Facility Fees.
- Construction of right-turn lanes on Oakdale Road at Sylvan Avenue, Sylvan Avenue at Boyce Drive, and on Dale Road at Snyder Avenue was completed to help improve traffic flow and safety. The $1,202,703 project was funded by a Congestion Mitigation and Air Quality Grant (CMAQ) 96.7% and 3.3% was from Gas Taxes. This project helped to reduce traffic delays at these busy intersections.
- Seven hundred and thirty (730) street lights were replaced with energy efficient LED street lights. This project was funded 100% by an ARRA-CDBG Federal Grant.
- Lighted crosswalks were constructed on 11th Street between I and J Streets and on 11th Street between J and K Streets.

POLICY ISSUES

A major policy issue continues to be how to reverse the trend towards more deferred maintenance of streets. Staff is looking for ways to make street maintenance dollars go as far as possible.

The pavement condition survey completed in 2008 estimates that the City needs $415 million dollars over the next five years to bring the condition of the City streets into good condition. The available funding for the street maintenance program is only a small fraction of what is needed to prevent our valuable street infrastructure from further deterioration.

Another policy issue is ensuring that street infrastructure is in place when needed. Roadway infrastructure improvements are costly. Currently, the city collects fees incrementally, just before occupancy. This places the City in a "catch-up" mode. Without some means of financing these improvements earlier in the process, the City is destined to stay behind in this area and roadway improvements will not be funded until after they are needed.

Right-of-way preservation and vehicular access management are two major policy issues facing transportation infrastructure and traffic operations in the City. The capacity of our current transportation infrastructure and General Plan depends upon right-of-way and vehicular access management control policies that are consistently applied to all new development proposals.

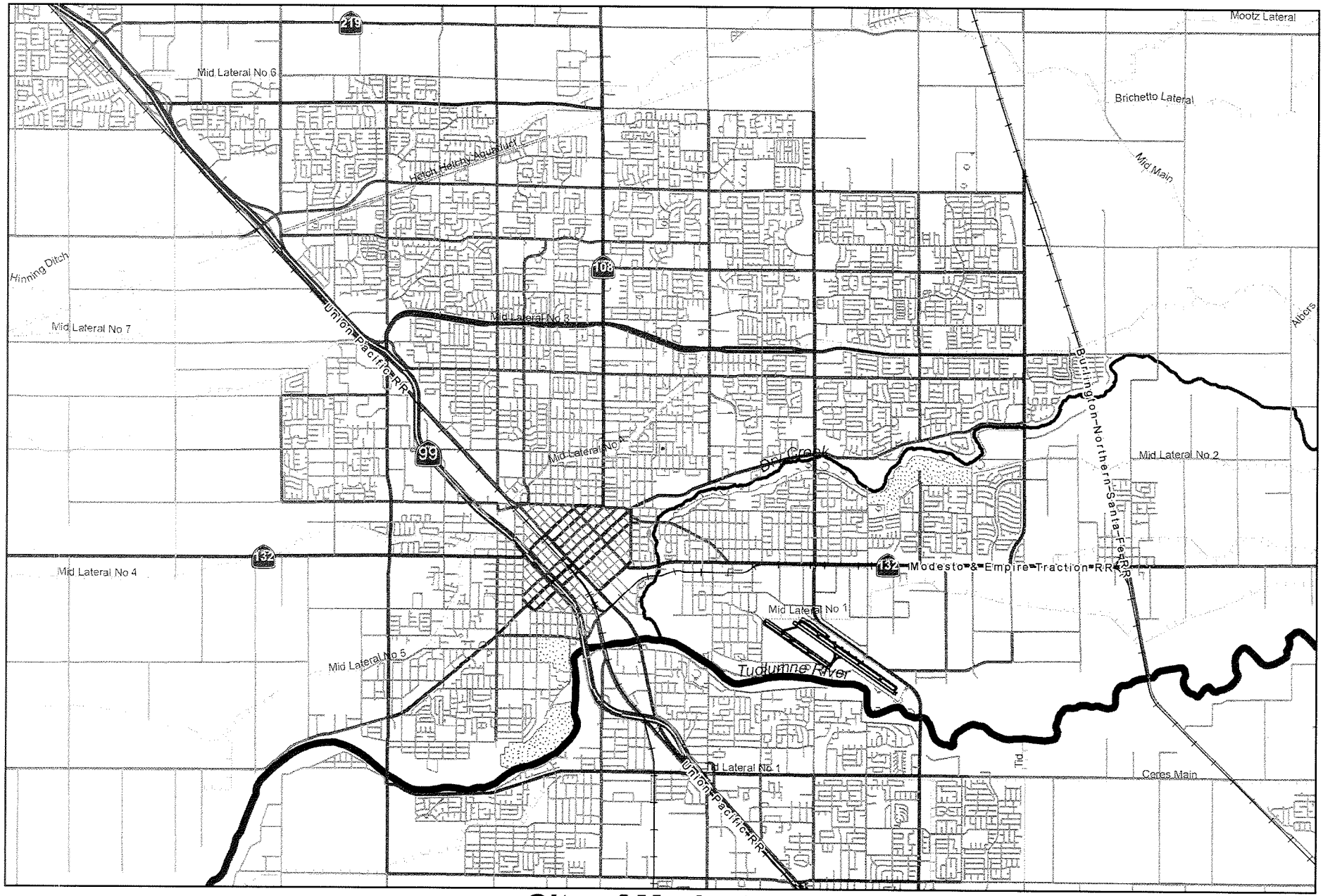

0 5,500 11,000
Feet

City of Modesto

Project #: 100006

CED - ARRA Cape/Slurry Seals

N

MODESTO
CALIFORNIA

CED - ARRA Cape/Slurry Seals

100006

Capital Unsponsored

Cost Center:	14999	*Category:*	Traffic Circulation	*Start Date:*	2009
Hosting Fund:	Grants - Public Works (ARRA)-1353	*Type Class:*	Low Cost Traffic Improvements	*End Date:*	2013
Element Listing:	Comm Svcs & Fac	*Area:*	Within City	*Status:*	Active
Classification:	Maintenance	*Manager:*	Dion, Victoria Michelle	*Const. Code:*	Construction Completed

Proj Desc: This project will provide funding for the treatment of approximately 25 miles of federally eligible streets (collector and arterial streets) with a cape or slurry seal. Construction of this project is funded with American Recovery and Reinvestment Act (ARRA) funds. This is a maintenance treatment that is expected to add 5 to 7 years of life to the selected streets.

Federal Project Number is ESPL-5059 (160).

Proj Stat: Construction is complete. Project was accepted as complete by the City Council on 8/14/12. Project remains open until final invoice is paid by the State.

Revenues	Budget	Actuals+Commit	Available	Prop. Inc./Dec. for 13-14	Bud + Prop. Incr/Decr	Avail.+ Prop. Incr/Decr	14-15	15-16	16-17	17-18	Total Budgeted up to 2018
42020 Intergov - Federal - American Rec Reimb Act	2,909,187	2,374,036	535,151	-100,000	2,809,187	435,151	0	0	0	0	2,809,187
61730 Transfer In from Fund 1730	100,000	0	100,000	-100,000	0	0	0	0	0	0	0
Revenue Totals:	3,009,187	2,374,036	635,151	-200,000	2,809,187	435,151	0	0	0	0	2,809,187

Expenditures	Budget	Actual+Commit	Available	Prop. Inc./Dec. for 13-14	Budget+Prop . Inc./Dec.	Avail.+Prop. Inc./Dec.	14-15	15-16	16-17	17-18	Total Budgeted up to 2018
CA Construction Admin	266,195	172,354	93,841	0	266,195	93,841	0	0	0	0	266,195
CON Construction	2,220,922	2,180,683	40,239	0	2,220,922	40,239	0	0	0	0	2,220,922
CTGY Contingency - CIP	222,070	0	222,070	0	222,070	222,070	0	0	0	0	222,070
EDA Eng/Design/Admin	100,000	88,092	11,908	0	100,000	11,908	0	0	0	0	100,000
Expenditure Totals:	2,809,187	2,441,129	368,058	0	2,809,187	368,058	0	0	0	0	2,809,187

Fund Balance Required	Budget+Prop. Inc./Dec.	Available+Prop . Inc./Dec.
Grants - Public Works (ARRA)-1353	0	-67,093

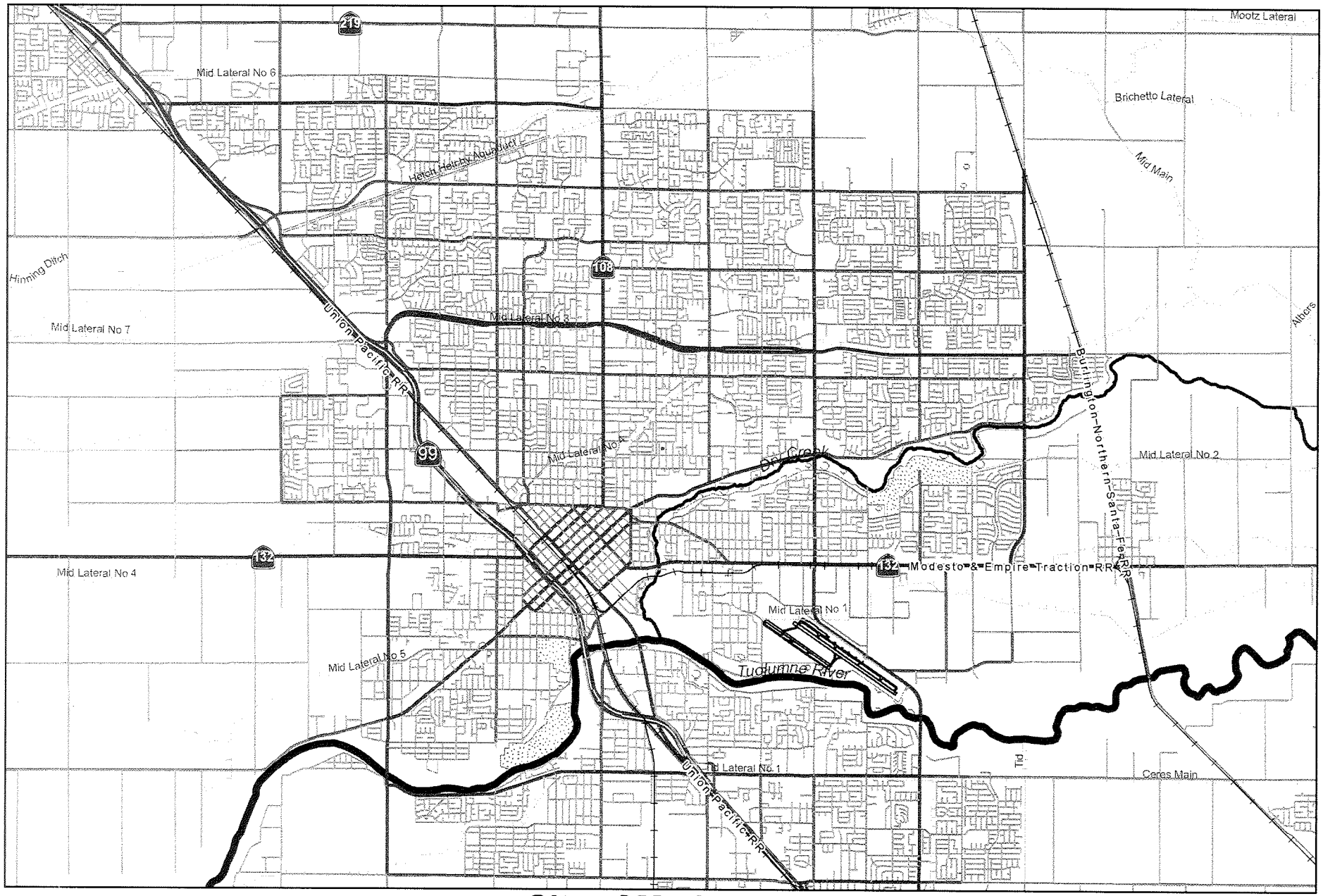

0 5,500 11,000
Feet

City of Modesto

Project #: 100007

CED - ARRA Street Overlay/ADA Ramp

MODESTO
CALIFORNIA

CED - ARRA Street Overlay/ADA Ramp

100007

Capital Unsponsored

Cost Center:	14999	*Category:*	Traffic Circulation	*Start Date:*	2009
Hosting Fund:	Grants - Public Works (ARRA)-1353	*Type Class:*	Major Street Improvements	*End Date:*	2013
Element Listing:	Comm Svcs & Fac	*Area:*	Within City	*Status:*	Active
Classification:	Improvements	*Manager:*	Dion, Victoria Michelle	*Const. Code:*	Construction Completed

Proj Desc: This project will provide funding to overlay federally eligible streets (collector and arterial streets) and to upgrade curb ramps to current Americans with Disabilities Act (ADA) standards. Design and construction of this project is funded with American Recovery and Reinvestment Act (ARRA) funds.

Federal project number is ESPL-5059 (166).

Proj Stat: Construction is complete. Project was accepted by City Council as complete on 8/8/12. Project remains open until final invoice is paid by the State.

Revenues	Budget	Actuals+Commit	Available	Prop. Inc./Dec. for 13-14	Bud + Prop. Incr/Decr	Avail.+ Prop. Incr/Decr	14-15	15-16	16-17	17-18	Total Budgeted up to 2018
42020 Intergov - Federal - American Rec Reimb Act	3,671,452	3,397,981	273,471	0	3,671,452	273,471	0	0	0	0	3,671,452
Revenue Totals:	3,671,452	3,397,981	273,471	0	3,671,452	273,471	0	0	0	0	3,671,452

Expenditures	Budget	Actual+Commit	Available	Prop. Inc./Dec. for 13-14	Budget+Prop. Inc./Dec.	Avail.+Prop. Inc./Dec.	14-15	15-16	16-17	17-18	Total Budgeted up to 2018
CA Construction Admin	382,175	366,758	15,417	0	382,175	15,417	0	0	0	0	382,175
CON Construction	2,609,277	2,609,242	35	0	2,609,277	35	0	0	0	0	2,609,277
CTGY Contingency - CIP	300,000	130,068	169,932	0	300,000	169,932	0	0	0	0	300,000
EDA Eng/Design/Admin	380,000	381,982	-1,982	0	380,000	-1,982	0	0	0	0	380,000
Expenditure Totals:	3,671,452	3,488,049	183,403	0	3,671,452	183,403	0	0	0	0	3,671,452

Fund Balance Required	Budget+Prop. Inc./Dec.	Available+Prop. Inc./Dec.
Grants - Public Works (ARRA)-1353	0	-90,068

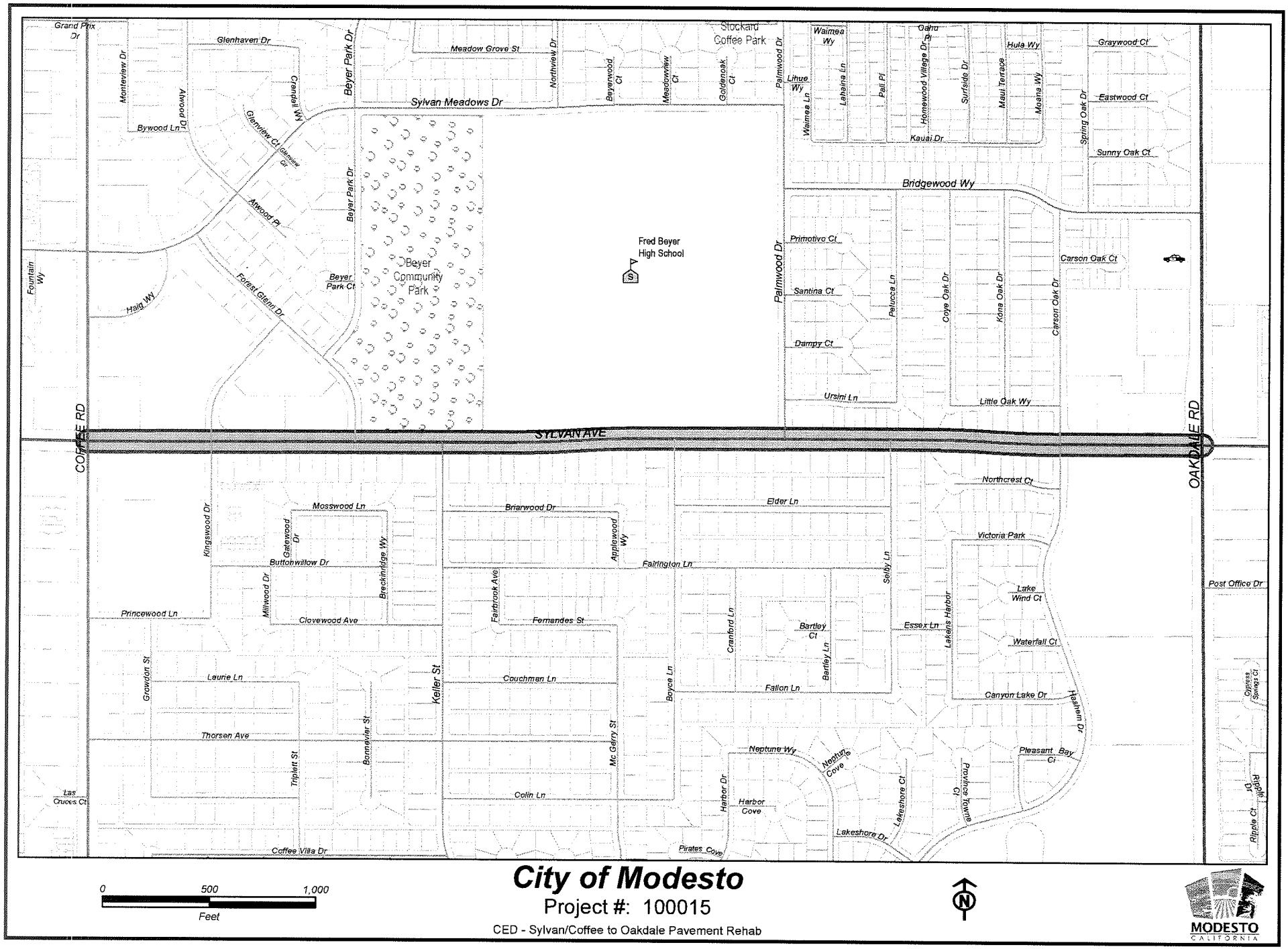
Grand Prix Dr
Glenhaven Dr
Meadow Grove St
Stockard Coffee Park
Waimea Wy
Oahu Pl
Hula Wy
Graywood Ct
Monteview Dr
Beyer Park Dr
Northview Dr
Beyerwood Ct
Meadowview Ct
Goldenoak Ct
Palmwood Dr
Lihue Wy
Lahaina Ln
Pali Pl
Homewood Village Dr
Surfside Dr
Maui Terrace
Moana Wy
Spring Oak Dr
Eastwood Ct
Atwood Dr
Bywood Ln
Glenview Ct
Glenview Cir
Crandall Wy
Sylvan Meadows Dr
Waimea Ln
Kauai Dr
Sunny Oak Ct
Bridgewood Wy
Atwood Pl
Beyer Park Dr
Fred Beyer High School
Primotivo Ct
Carson Oak Ct
Fountain Wy
Beyer Park Ct
Beyer Community Park
Santina Ct
Pelucca Ln
Coye Oak Dr
Kona Oak Dr
Carson Oak Dr
Haig Wy
Forest Glenn Dr
Dampy Ct
Ursini Ln
Little Oak Wy
COFFEE RD
SYLVAN AVE
OAKDALE RD
Northcrest Ct
Mosswood Ln
Briarwood Dr
Elder Ln
Kingswood Dr
Gatewood Dr
Applewood Wy
Victoria Park
Buttonwillow Dr
Breckinridge Wy
Fairington Ln
Selby Ln
Post Office Dr
Millwood Dr
Lake Wind Ct
Princewood Ln
Clovewood Ave
Fairbrook Ave
Fernandes St
Cranford Ln
Bartley Ct
Essex Ln
Lakeins Harbor
Waterfall Ct
Growlon St
Laurie Ln
Keller St
Couchman Ln
Boyce Ln
Bartley Ln
Fallon Ln
Canyon Lake Dr
Hasheim Dr
Cypress Springs Ct
Thorsen Ave
Bonneville St
Mc Gerry St
Neptune Wy
Neptune Cove
Pleasant Bay Ct
Triplett St
Harbor Dr
Harbor Cove
Lakeshore Ct
Province Towne Ct
Las Cruces Ct
Colin Ln
Lakeshore Dr
Ripple Dr
Ripple Ct
Coffee Villa Dr
Pirates Cove
0
500
1,000
Feet
City of Modesto
Project #: 100015
CED - Sylvan/Coffee to Oakdale Pavement Rehab
N
MODESTO
CALIFORNIA

CED - Sylvan/Coffee to Oakdale Pavement Rehab

100015

Capital Unsponsored

Cost Center:	14999	*Category:*	Traffic Circulation	*Start Date:*	2010
Hosting Fund:	Surface Transportation Fund-1700	*Type Class:*	Major Street Improvements	*End Date:*	2013
Element Listing:	Comm Svcs & Fac	*Area:*	Within City	*Status:*	Active
Classification:	Improvements	*Manager:*	Dion, Victoria Michelle	*Const. Code:*	Construction Completed

Proj Desc: This is a Federally Funded Pavement Rehabilitation project to resurface Sylvan Avenue from Coffee Road to Oakdale Road. The existing structural section will be analyzed to determine what treatment will be needed to improve the condition of the street. A complete reconstruction may be required.

Federal project number is STPL-5059 (163).

Proj Stat: Construction is complete. Project is awaiting acceptance by City Council.

Revenues	Budget	Actuals+Commit	Available	Prop. Inc./Dec. for 13-14	Bud + Prop. Incr/Decr	Avail.+ Prop. Incr/Decr	14-15	15-16	16-17	17-18	Total Budgeted up to 2018
42110 Intergov - State - CA Department of Transportation	1,812,617	130,041	1,682,576	-44,494	1,768,123	1,638,082	0	0	0	0	1,768,123
61510 Transfer In from Fund 1510	4,912	4,912	0	0	4,912	0	0	0	0	0	4,912
61720 Transfer In from Fund 1720	229,933	129,275	100,658	0	229,933	100,658	0	0	0	0	229,933
Revenue Totals:	2,047,462	264,227	1,783,235	-44,494	2,002,968	1,738,741	0	0	0	0	5,674,420

Expenditures	Budget	Actual+Commit	Available	Prop. Inc./Dec. for 13-14	Budget+Prop. Inc./Dec.	Avail.+Prop. Inc./Dec.	14-15	15-16	16-17	17-18	Total Budgeted up to 2018
CA Construction Admin	143,302	48,398	94,904	0	143,302	94,904	0	0	0	0	143,302
CON Construction	1,425,698	1,425,697	1	0	1,425,698	1	0	0	0	0	1,425,698
CTGY Contingency - CIP	156,537	34,034	122,503	0	156,537	122,503	0	0	0	0	156,537
EDA Eng/Design/Admin	321,925	233,171	88,754	-44,494	277,431	44,260	0	0	0	0	277,431
Expenditure Totals:	2,047,462	1,741,300	306,162	-44,494	2,002,968	261,668	0	0	0	0	2,002,968

Fund Balance Required	Budget+Prop. Inc./Dec.	Available+Prop. Inc./Dec.
Surface Transportation Fund-1700	0	-1,477,073

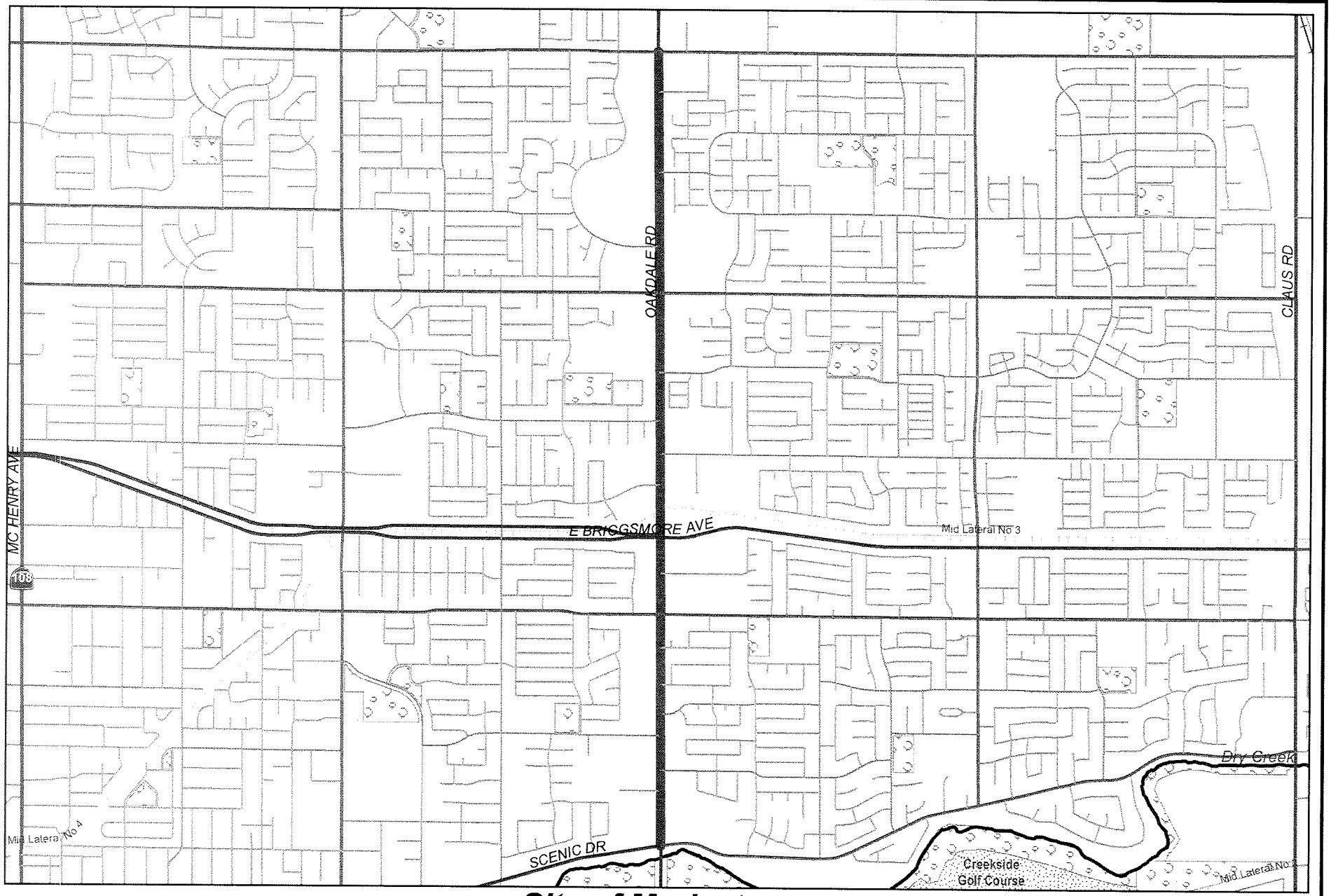

0 1,950 3,900
Feet

City of Modesto

Project #: 100016

CED - Oakdale/Scenic to Sylvan Pavement Management

N

MODESTO
CALIFORNIA

CED - Oakdale/Scenic to Sylvan Pavement Management

100016

Capital Unsponsored

Cost Center:	14999	*Category:*	Traffic Circulation	*Start Date:*	2011
Hosting Fund:	Surface Transportation Fund-1700	*Type Class:*	Major Street Improvements	*End Date:*	2013
Element Listing:	Comm Svcs & Fac	*Area:*	Within City	*Status:*	Active
Classification:	Improvements	*Manager:*	Dion, Victoria Michelle	*Const. Code:*	Not Awarded

Proj Desc: This is a federally funded pavement rehabilitation project to resurface portions of Oakdale Road from Briggsmore to Floyd. The existing structural section will be analyzed to determine what treatment will be needed to improve the condition of the street. It is expected that this project will include some reconstruction and some asphalt overlay. Curb ramps will be upgraded to meet current ADA standards. The project limits were originally between Scenic and Sylvan but ARRA funding was used to improve the segment between Scenic and Briggsmore. The segment between Floyd and Sylvan is a separate project.

Federal Project number is STPL-5059 (164).

Proj Stat: Design is nearly complete. Construction to begin in Summer 2013.

Revenues	Budget	Actuals+Commit	Available	Prop. Inc./Dec. for 13-14	Bud + Prop. Incr/Decr	Avail.+ Prop. Incr/Decr	14-15	15-16	16-17	17-18	Total Budgeted up to 2018
42110 Intergov - State - CA Department of Transportation	1,729,429	41,452	1,687,977	-4,427	1,725,002	1,683,550	0	0	0	0	1,725,002
61510 Transfer In from Fund 1510	28,945	28,945	0	0	28,945	0	0	0	0	0	28,945
61710 Transfer In from Fund 1710	7,980	7,980	0	0	7,980	0	0	0	0	0	7,980
61720 Transfer In from Fund 1720	232,323	0	232,323	0	232,323	232,323	0	0	0	0	232,323
Revenue Totals:	1,998,677	78,377	1,920,300	-4,427	1,994,250	1,915,873	0	0	0	0	1,994,250

Expenditures	Budget	Actual+Commit	Available	Prop. Inc./Dec. for 13-14	Budget+Prop. Inc./Dec.	Avail.+Prop. Inc./Dec.	14-15	15-16	16-17	17-18	Total Budgeted up to 2018
CA Construction Admin	134,140	0	134,140	0	134,140	134,140	0	0	0	0	134,140
CON Construction	1,341,402	0	1,341,402	0	1,341,402	1,341,402	0	0	0	0	1,341,402
CTGY Contingency - CIP	201,210	0	201,210	-4,427	196,783	196,783	0	0	0	0	196,783
EDA Eng/Design/Admin	321,925	166,288	155,637	0	321,925	155,637	0	0	0	0	321,925
Expenditure Totals:	1,998,677	166,288	1,832,389	-4,427	1,994,250	1,827,962	0	0	0	0	1,994,250

Fund Balance Required	Budget+Prop. Inc./Dec.	Available+Prop. Inc./Dec.
Surface Transportation Fund-1700	0	-87,911

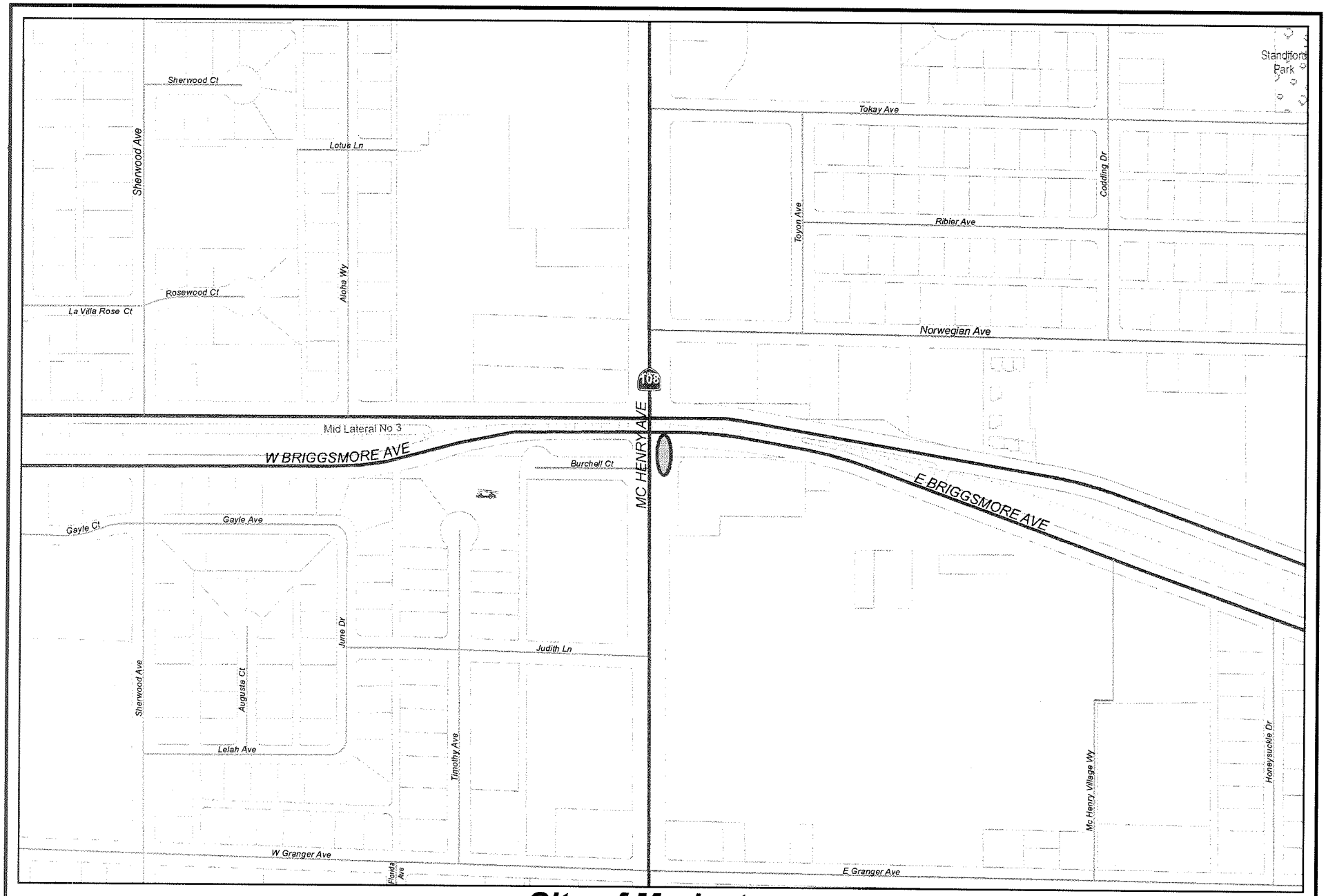

0 310 620
Feet

City of Modesto

Project #: 100030

CED - Right Turn Northbound McHenry - Eastbound Briggsmore

N

MODESTO
CALIFORNIA

CED - Right Turn Northbound McHenry - Eastbound Briggsmore

100030

Capital Unsponsored

Cost Center:	14999	*Category:*	Traffic Circulation	*Start Date:*	2008
Hosting Fund:	Streets Capital Facility Fee Fund-3410	*Type Class:*	Low Cost Traffic Improvements	*End Date:*	2013
Element Listing:	Comm Dev	*Area:*	Within City	*Status:*	Active
Classification:	Improvements	*Manager:*	Covolo, Charles	*Const. Code:*	Under Construction

Proj Desc: Widen and install right-turn lane at Northbound McHenry Avenue to Eastbound Briggsmore Avenue. The work to be done includes new curb, gutter, sidewalk, traffic signal modification and paving to add right-turn lane.

Proj Stat: Project is near completion. Only a few punch list items to be resolved. Discussions continue about additional electrical underground expenses requested by Caltrans.

Revenues	Budget	Actuals+Commit	Available	Prop. Inc./Dec. for 13-14	Bud + Prop. Incr/Decr	Avail.+ Prop. Incr/Decr	14-15	15-16	16-17	17-18	Total Budgeted up to 2018
42110 Intergov - State - CA Department of Transportation	823,329	302,207	521,122	-134,566	688,763	386,556	0	0	0	0	688,763
43240 CS - CD - Capital Facility Fees	0	0	0	89,237	89,237	89,237	0	0	0	0	89,237
Revenue Totals:	823,329	302,207	521,122	-45,329	778,000	475,793	0	0	0	0	778,000

Expenditures	Budget	Actual+Commit	Available	Prop. Inc./Dec. for 13-14	Budget+Prop. Inc./Dec.	Avail.+Prop. Inc./Dec.	14-15	15-16	16-17	17-18	Total Budgeted up to 2018
CA Construction Admin	63,000	63,903	-903	3,960	66,960	3,057	0	0	0	0	66,960
CON Construction	460,000	279,122	180,878	-13,600	446,400	167,278	0	0	0	0	446,400
CTGY Contingency - CIP	45,300	14,121	31,179	-660	44,640	30,519	0	0	0	0	44,640
EDA Eng/Design/Admin	122,000	121,969	31	-2,000	120,000	-1,969	0	0	0	0	120,000
UE Utility and EIR	120,000	65,830	54,170	-20,000	100,000	34,170	0	0	0	0	100,000
Expenditure Totals:	810,300	544,945	265,355	-32,300	778,000	233,055	0	0	0	0	778,000

Fund Balance Required	Budget+Prop. Inc./Dec.	Available+Prop. Inc./Dec.
Streets Capital Facility Fee Fund-3410	0	-242,738

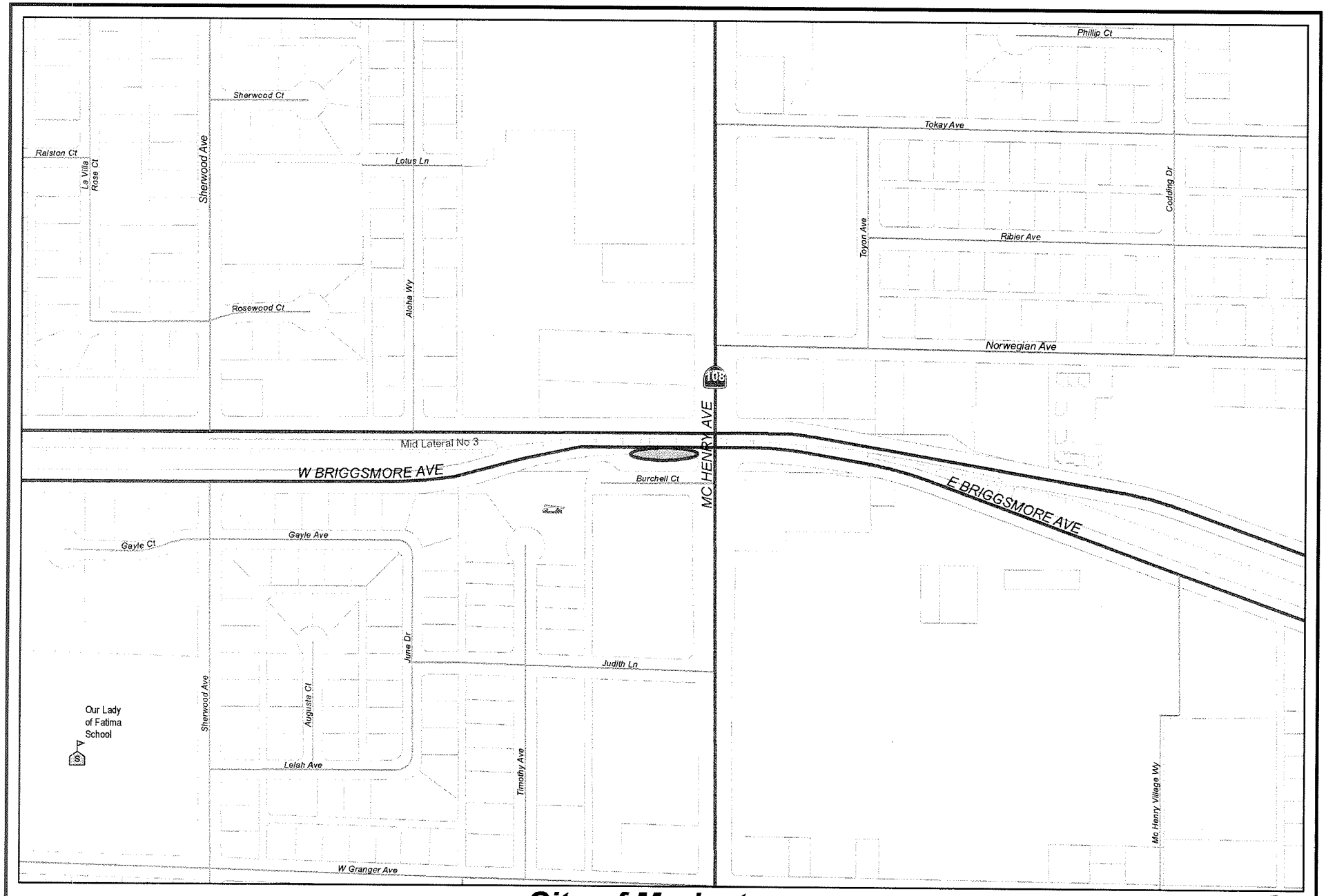

0 310 620
Feet

City of Modesto

Project #: 100031

CED - Right Turn Eastbound Briggsmore - Southbound McHenry

MODESTO
CALIFORNIA

CED - Right Turn Eastbound Briggsmore - Southbound McHenry

100031

Capital Unsponsored

Cost Center:	14999	*Category:*	Traffic Circulation	*Start Date:*	2008
Hosting Fund:	Streets Capital Facility Fee Fund-3410	*Type Class:*	Low Cost Traffic Improvements	*End Date:*	
Element Listing:	Comm Dev	*Area:*	Within City	*Status:*	Active
Classification:	Improvements	*Manager:*	Covolo, Charles	*Const. Code:*	Not Awarded

Proj Desc: Widen and install right-turn lane at Eastbound Briggsmore Avenue to Southbound McHenry Avenue. The work to be done includes curb, gutter, sidewalk, traffic signal modification and paving to add right-turn lane.

Proj Stat: Scope of work includes widening and installing right-turn lane at Eastbound Briggsmore Ave. to Southbound McHenry Ave. Design is 100% complete. Project has been placed on hold pending Burchell Ct. closure resolution.

Revenues

	Budget	Actuals+Commit	Available	Prop. Inc./Dec. for 13-14	Bud + Prop. Incr/Decr	Avail.+ Prop. Incr/Decr	14-15	15-16	16-17	17-18	Total Budgeted up to 2018
42110 Intergov - State - CA Department of Transportation	648,924	147,910	501,014	547,114	1,196,038	1,048,128	0	0	0	0	1,196,038
43240 CS - CD - Capital Facility Fees	0	0	0	84,077	84,077	84,077	0	0	0	0	84,077
Revenue Totals:	648,924	147,910	501,014	631,191	1,280,115	1,132,205	0	0	0	0	1,280,115

Expenditures

	Budget	Actual+Commit	Available	Prop. Inc./Dec. for 13-14	Budget+Prop . Inc./Dec.	Avail.+Prop. Inc./Dec.	14-15	15-16	16-17	17-18	Total Budgeted up to 2018
CA Construction Admin	65,520	2,257	63,263	36,900	102,420	100,163	0	0	0	0	102,420
CON Construction	436,800	0	436,800	29,500	466,300	466,300	0	0	0	0	466,300
CTGY Contingency - CIP	43,680	0	43,680	17,600	61,280	61,280	0	0	0	0	61,280
EDA Eng/Design/Admin	130,001	115,312	14,689	0	130,001	14,689	0	0	0	0	130,001
UE Utility and EIR	57,000	51,311	5,689	0	57,000	5,689	0	0	0	0	57,000
Expenditure Totals:	733,001	168,880	564,121	84,000	817,001	648,121	0	0	0	0	817,001

Fund Balance Required	Budget+Prop. Inc./Dec.	Available+Prop. Inc./Dec.
Streets Capital Facility Fee Fund-3410	-463,114	-484,084

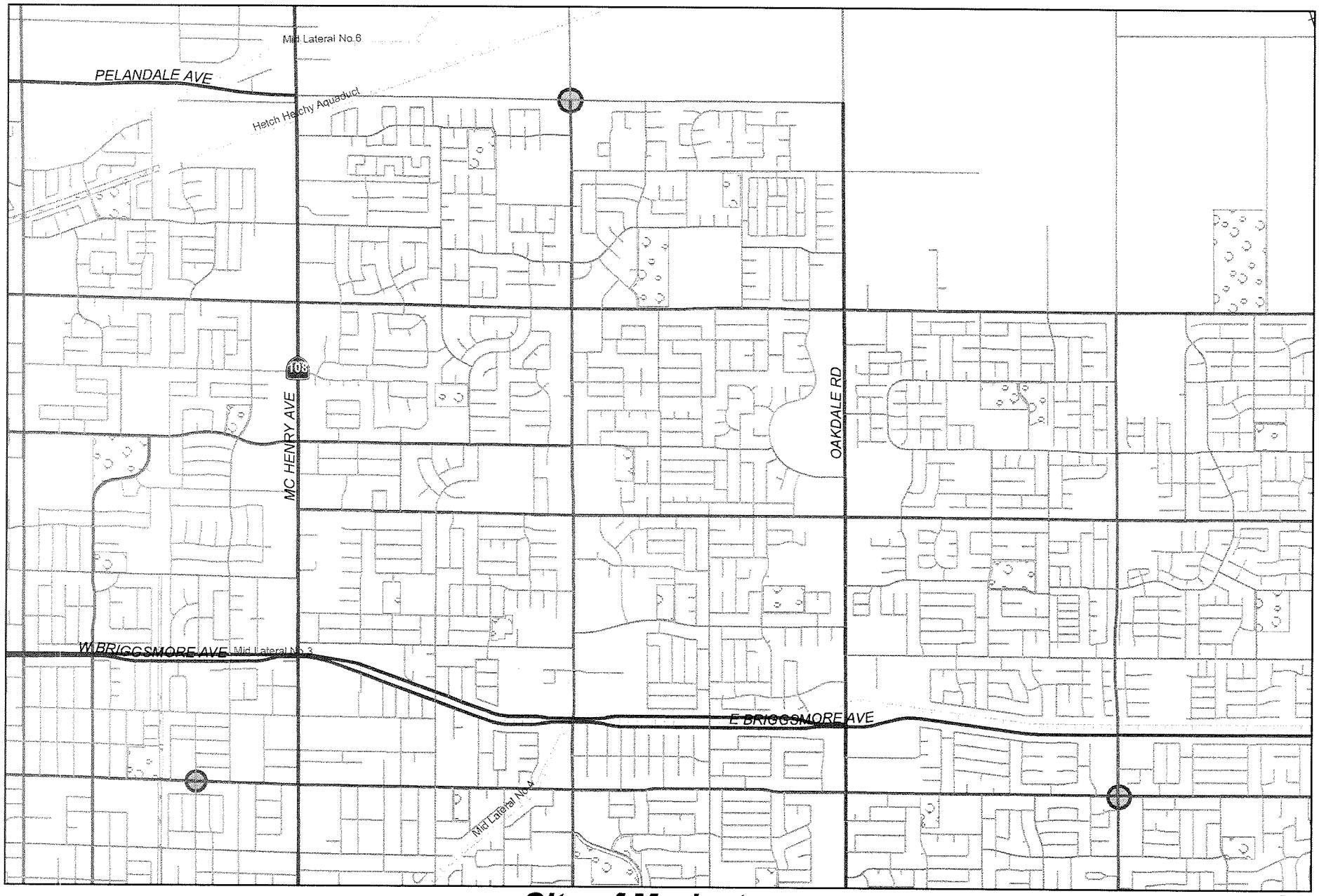

0 2,300 4,600
Feet

City of Modesto

Project #: 100032

CED - New Traffic Signals 2010

N

MODESTO
CALIFORNIA

CED - New Traffic Signals 2010

100032

Capital Unsponsored

Cost Center: 14999
Hosting Fund: Streets Capital Facility Fee Fund-3410
Element Listing: Comm Dev
Classification: Improvements

Category: Traffic Circulation
Type Class: Traffic Signals
Area: Within City
Manager: Barnes, Jeffrey L

Start Date: 2010
End Date: 2014
Status: New
Const. Code: Not Awarded

Proj Desc: This project will provide new traffic signals at Orangeburg @ Lakewood, Orangeburg @ Enslen, & Coffee @ Claratina. Traffic signals will meet ADA standards and be compatible with our ATMS system.

Proj Stat: Project design is at 100%. Construction will begin in Spring/Summer 2013. This project is funded by a 100% CMAQ Grant.

Revenues	Budget	Actuals+Commit	Available	Prop. Inc./Dec. for 13-14	Bud + Prop. Incr/Decr	Avail.+ Prop. Incr/Decr	14-15	15-16	16-17	17-18	Total Budgeted up to 2018
42110 Intergov - State - CA Department of Transportation	150,000	60,989	89,011	703,124	853,124	792,135	0	0	0	0	853,124
Revenue Totals:	150,000	60,989	89,011	703,124	853,124	792,135	0	0	0	0	853,124

Expenditures	Budget	Actual+Commit	Available	Prop. Inc./Dec. for 13-14	Budget+Prop. Inc./Dec.	Avail.+Prop. Inc./Dec.	14-15	15-16	16-17	17-18	Total Budgeted up to 2018
CA Construction Admin	70,000	0	70,000	0	70,000	70,000	0	0	0	0	70,000
CON Construction	570,000	0	570,000	3,124	573,124	573,124	0	0	0	0	573,124
CTGY-CIP Contingency - CIP	60,000	0	60,000	0	60,000	60,000	0	0	0	0	60,000
EDA Eng/Design/Admin	150,000	69,544	80,456	0	150,000	80,456	0	0	0	0	150,000
Expenditure Totals:	850,000	69,544	780,456	3,124	853,124	783,580	0	0	0	0	853,124

Fund Balance Required	Budget+Prop. Inc./Dec.	Available+Prop. Inc./Dec.
Streets Capital Facility Fee Fund-3410	0	-8,555

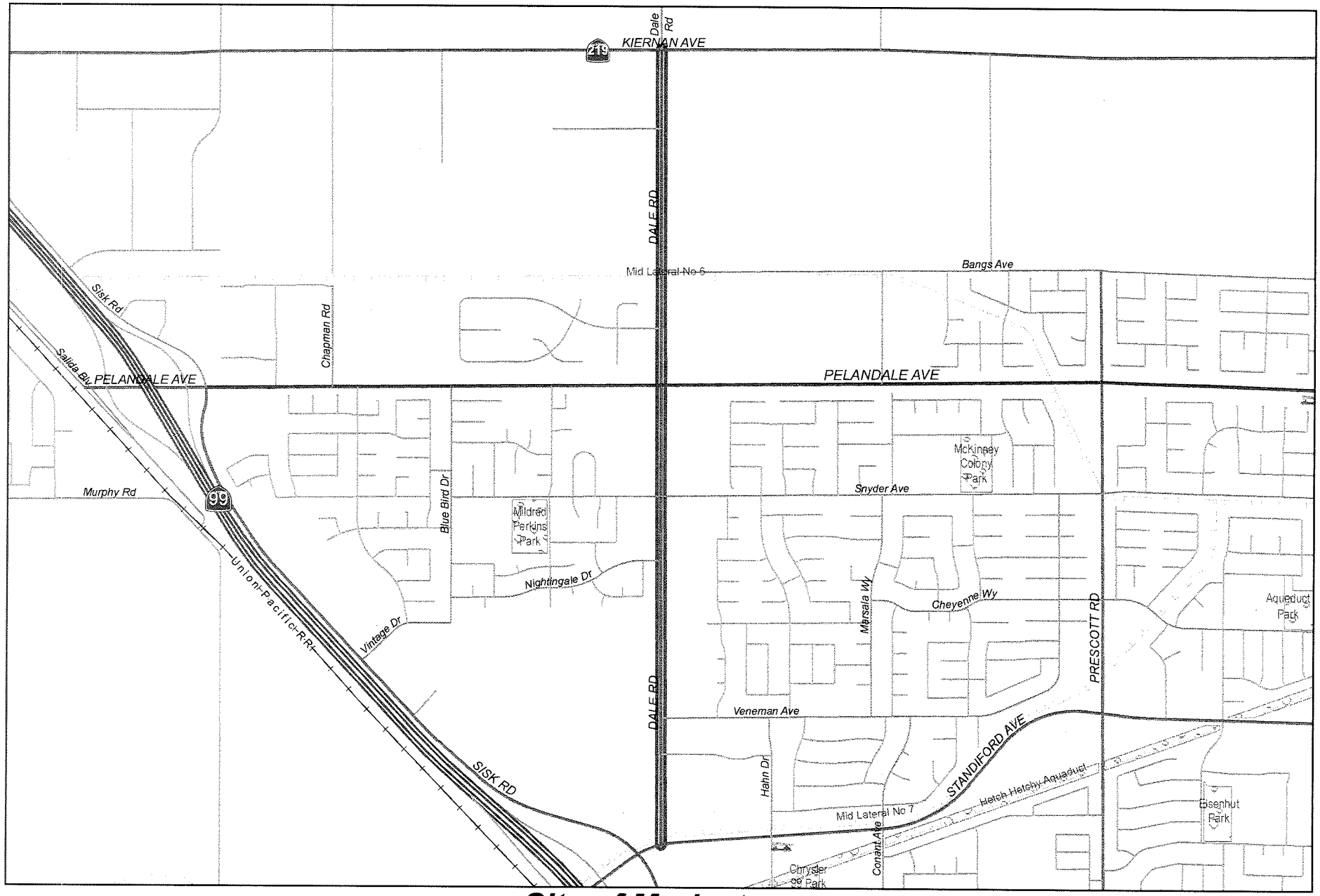

0 1,400 2,800
Feet

City of Modesto

Project #: 100035

CED - Dale Road CCTV Cameras

N

MODESTO
CALIFORNIA

CED - Dale Road CCTV Cameras

100035

Capital Unsponsored

Cost Center:	14999	*Category:*	Traffic Circulation	*Start Date:*	2011
Hosting Fund:	Streets Capital Facility Fee Fund-3410	*Type Class:*	Traffic Signal Coordination	*End Date:*	2013
Element Listing:	Comm Svcs & Fac	*Area:*	Kiernan Business Park	*Status:*	Active
Classification:	Improvements	*Manager:*	Murphy, Mark G	*Const. Code:*	Construction Completed

Proj Desc: This project provides funding to install CCTV cameras on Dale Road. The CCTV cameras will improve traffic flow and safety by improving transportation systems management and thereby accommodating new growth.

Proj Stat: Project construction complete awaiting Caltrans approved overhead rates to pepare final report.

Revenues	Budget	Actuals+Commit	Available	Prop. Inc./Dec. for 13-14	Bud + Prop. Incr/Decr	Avail.+ Prop. Incr/Decr	14-15	15-16	16-17	17-18	Total Budgeted up to 2018
42110 Intergov - State - CA Department of Transportation	309,854	226,930	82,924	0	309,854	82,924	0	0	0	0	309,854
43240 CS - CD - Capital Facility Fees	40,146	0	40,146	0	40,146	40,146	0	0	0	0	40,146
Revenue Totals:	350,000	226,930	123,070	0	350,000	123,070	0	0	0	0	1,203,124

Expenditures	Budget	Actual+Commit	Available	Prop. Inc./Dec. for 13-14	Budget+Prop. Inc./Dec.	Avail.+Prop. Inc./Dec.	14-15	15-16	16-17	17-18	Total Budgeted up to 2018
CA Construction Admin	27,000	29,553	-2,553	0	27,000	-2,553	0	0	0	0	27,000
CON Construction	257,000	239,571	17,429	0	257,000	17,429	0	0	0	0	257,000
CTGY Contingency - CIP	23,000	21,387	1,613	0	23,000	1,613	0	0	0	0	23,000
EDA Eng/Design/Admin	43,000	43,158	-158	0	43,000	-158	0	0	0	0	43,000
Expenditure Totals:	350,000	333,669	16,331	0	350,000	16,331	0	0	0	0	350,000

Fund Balance Required	Budget+Prop. Inc./Dec.	Available+Prop. Inc./Dec.
Streets Capital Facility Fee Fund-3410	0	-106,739

MAP IS CURRENTLY UNAVAILABLE

CED - Right Turn Lanes - 3 Intersections

100036

Capital Unsponsored

Cost Center:	14999	*Category:*	Traffic Circulation	*Start Date:*	2008
Hosting Fund:	Streets Capital Facility Fee Fund-3410	*Type Class:*	Low Cost Traffic Improvements	*End Date:*	2012
Element Listing:	Comm Svcs & Fac	*Area:*	Within City	*Status:*	Active
Classification:	Improvements	*Manager:*	Barnes, Jeffrey L	*Const. Code:*	To be Closed

Proj Desc: This project provides funding to widen and install right-turn lanes at the following locations: Dale/Snyder, Oakdale/Sylvan, and Sylvan/Boyce. The work to be done includes new curb, gutter, sidewalk, traffic signal modifications and paving to add right-turn lanes. The funding for this project is CMAQ Grant funds.

Scope of work included widening and installing right-turn lanes at the following locations: Dale/Snyder, Oakdale/Sylvan, and Sylvan/Boyce.

Proj Stat: Construction completed in 2011 and accepted by Council om 4/24/12. Waiting for approval of indirect rates before processing final invoice.

Revenues	Budget	Actuals+Commit	Available	Prop. Inc./Dec. for 13-14	Bud + Prop. Incr/Decr	Avail.+ Prop. Incr/Decr	14-15	15-16	16-17	17-18	Total Budgeted up to 2018
42110 Intergov - State - CA Department of Transportation	1,625,774	1,225,211	400,563	0	1,625,774	400,563	0	0	0	0	1,625,774
43240 CS - CD - Capital Facility Fees	162,181	0	162,181	0	162,181	162,181	0	0	0	0	162,181
Revenue Totals:	1,787,955	1,225,211	562,744	0	1,787,955	562,744	0	0	0	0	1,787,955

Expenditures	Budget	Actual+Commit	Available	Prop. Inc./Dec. for 13-14	Budget+Prop . Inc./Dec.	Avail.+Prop. Inc./Dec.	14-15	15-16	16-17	17-18	Total Budgeted up to 2018
CA Construction Admin	130,357	118,590	11,767		130,357	11,767	0	0	0	0	130,357
CCF City Const Forces	0	0	0	0	0	0	0	0	0	0	0
CON Construction	869,042	702,610	166,432	0	869,042	166,432	0	0	0	0	869,042
CTGY Contingency - CIP	86,904	32,575	54,329	0	86,904	54,329	0	0	0	0	86,904
EDA Eng/Design/Admin	230,000	235,836	-5,836	0	230,000	-5,836	0	0	0	0	230,000
LA Land Acquistion	223,463	121,673	101,790	0	223,463	101,790	0	0	0	0	223,463
UE Utility and EIR	248,189	188,650	59,539	0	248,189	59,539	0	0	0	0	248,189
Expenditure Totals:	1,787,955	1,399,933	388,022	0	1,787,955	388,022	0	0	0	0	1,787,955

Fund Balance Required	Budget+Prop. Inc./Dec.	Available+Prop. Inc./Dec.
Streets Capital Facility Fee Fund-3410	0	-174,722

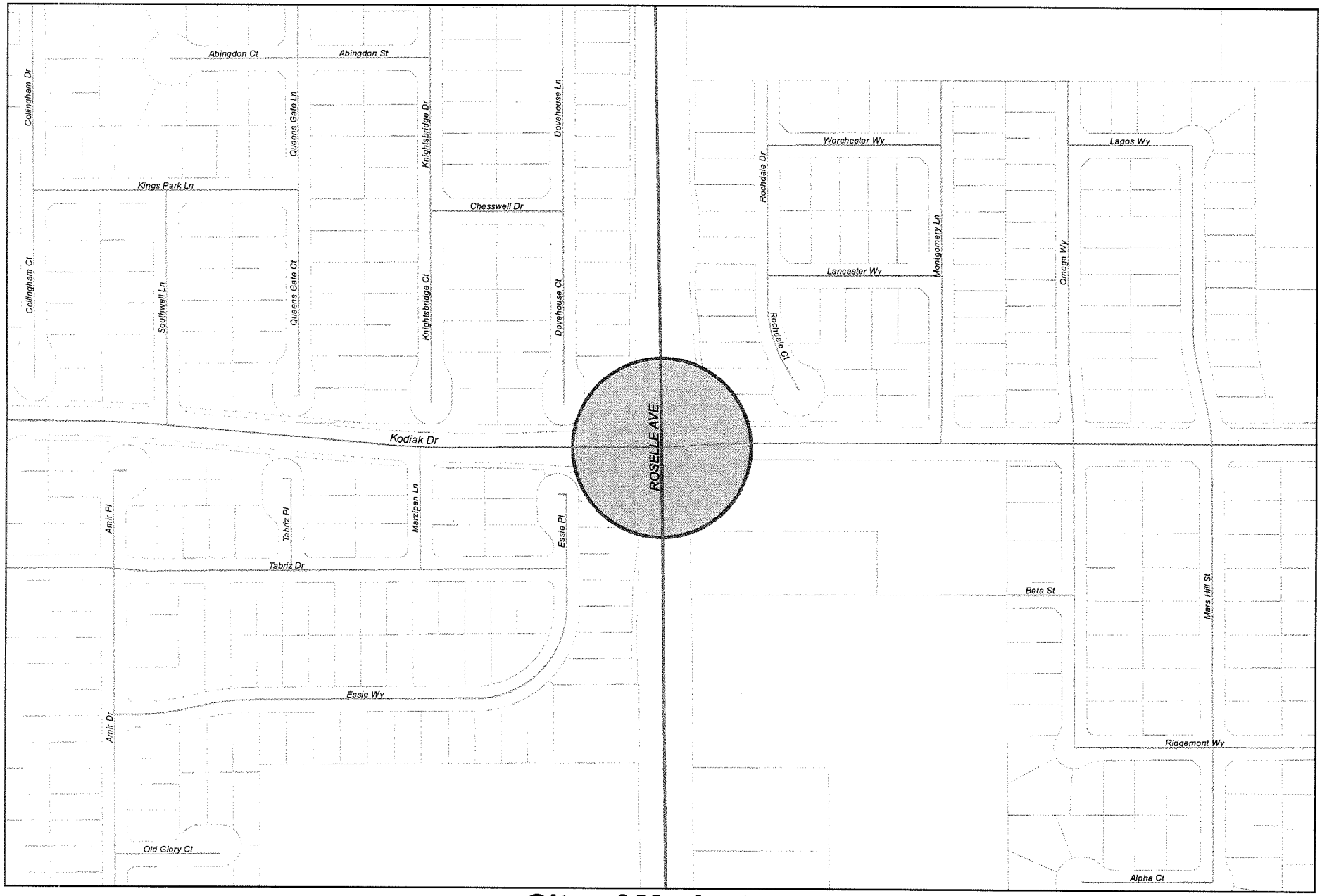

0 230 460
Feet

City of Modesto

Project #: 100043

CED - Roselle Hillglen Kodiak (100034)

MODESTO
CALIFORNIA

CED - Roselle Hillglen Kodiak (100034)

100043

Capital Unsponsored

Cost Center:	14999	*Category:*	Traffic Circulation	*Start Date:*	2006
Hosting Fund:	Streets Capital Facility Fee Fund-3410	*Type Class:*	Intersection Upgrade	*End Date:*	2015
Element Listing:	Comm Svcs & Fac	*Area:*	Within City	*Status:*	Active
Classification:	Improvements	*Manager:*	Barnes, Jeffrey L	*Const. Code:*	To be Closed

Proj Desc: This project provides funding for a 2-D design of a roundabout at the intersection of Roselle and Kodiak. Village I CFD is paying for the widening of Roselle Avenue between Sylvan and Floyd. This roundabout intersection will be included in the roadway segment construction project.

Proj Stat: Design is 100% complete. Coordinating with Caltrans to close project.

Revenues

	Budget	Actuals+Commit	Available	Prop. Inc./Dec. for 13-14	Bud + Prop. Incr/Decr	Avail.+ Prop. Incr/Decr	14-15	15-16	16-17	17-18	Total Budgeted up to 2018
42110 Intergov - State - CA Department of Transportation	400,376	19,867	380,509	-378,413	21,963	2,096	0	0	0	0	21,963
Revenue Totals:	400,376	19,867	380,509	-378,413	21,963	2,096	0	0	0	0	21,963

Expenditures

	Budget	Actual+Commit	Available	Prop. Inc./Dec. for 13-14	Budget+Prop . Inc./Dec.	Avail.+Prop. Inc./Dec.	14-15	15-16	16-17	17-18	Total Budgeted up to 2018
CA Construction Admin	35,000	0	35,000	-35,000	0	0	0	0	0	0	0
CON Construction	347,017	0	347,017	-347,017	0	0	0	0	0	0	0
CTGY Contingency - CIP	30,000	0	30,000	-30,000	0	0	0	0	0	0	0
EDA Eng/Design/Admin	55,790	21,963	33,827	-33,827	21,963	0	0	0	0	0	21,963
Expenditure Totals:	467,807	21,963	445,844	-445,844	21,963	0	0	0	0	0	21,963

Fund Balance Required	Budget+Prop. Inc./Dec.	Available+Prop. Inc./Dec.
Streets Capital Facility Fee Fund-3410	0	-2,096

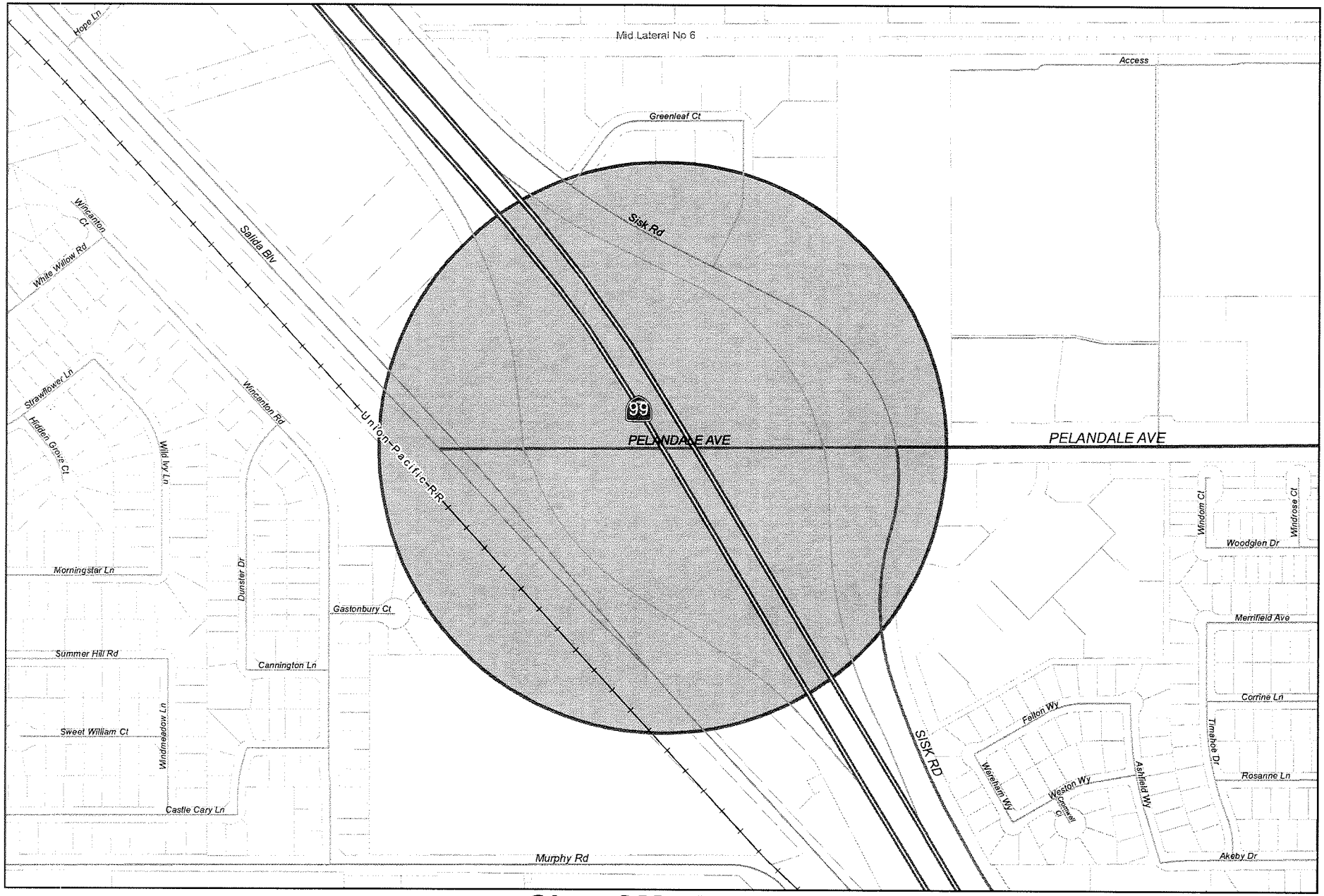

0 387.5 775
Feet

City of Modesto

Project #: 100046

CED - Pelandale Interchange at State Route 99

MODESTO
CALIFORNIA

CED - Pelandale Interchange at State Route 99

100046

Capital Unsponsored

Cost Center: 14999
Hosting Fund: Streets Capital Facility Fee Fund-3410
Element Listing: Comm Svcs & Fac
Classification: Replacement

Category: Traffic Circulation
Type Class: Major Street Improvements
Area: Within City
Manager: Sandhu, Balhar

Start Date: 2006
End Date: 2015
Status: Active
Const. Code: Not Awarded

Proj Desc: Reconstruction of the Pelandale Interchange at SR 99.

Background: This project was established to allow the City of Modesto to assume the lead role in the Pelandale Interchange project. Project Approval and Environmental Document (PA&ED) phase was completed on December 21, 2009. On February 3, 2009, the City Council approved a Cooperative Agreement with Caltrans approving the City as the lead agency to develop Project Plans, Specifications & Estimates (PS&E) PS&E is 100% completed. Funds for PS&E include $2,646,509 Federal RSTP, and $1,300,000 Local CFF. The City is requesting additional State & Federal funding to fund the Construction Phase. The project received $4,336,000 of STIP funding for right-of-way acquisition. Right-of-way Acquisition is underway and is approximately 75% complete.

Proj Stat: See Background information in project description.

Revenues	Budget	Actuals+Commit	Available	Prop. Inc./Dec. for 13-14	Bud + Prop. Incr/Decr	Avail.+ Prop. Incr/Decr	14-15	15-16	16-17	17-18	Total Budgeted up to 2018
42110 Intergov - State - CA Department of Transportation	2,646,509	2,570,321	76,188	0	2,646,509	76,188	0	0	4,836,000	0	7,482,509
43240 CS - CD - Capital Facility Fees	3,451,401	0	3,451,401	0	3,451,401	3,451,401	0	0	1,015,000	0	4,466,401
Revenue Totals:	6,097,910	2,570,321	3,527,589	0	6,097,910	3,527,589	0	0	5,851,000	0	11,970,873

Expenditures	Budget	Actual+Commit	Available	Prop. Inc./Dec. for 13-14	Budget+Prop. Inc./Dec.	Avail.+Prop. Inc./Dec.	14-15	15-16	16-17	17-18	Total Budgeted up to 2018
CC Consultant Charges	3,075,832	2,998,146	77,686	0	3,075,832	77,686	0	0	0	0	3,075,832
EDA Eng/Design/Admin	615,000	571,855	43,145	0	615,000	43,145	0	0	0	0	615,000
ENV CIP - Environmental	650,000	650,014	-14	0	650,000	-14	0	0	0	0	650,000
LA Land Acquisition	5,933,345	3,334,904	2,598,441	0	5,933,345	2,598,441	0	0	5,851,000	0	11,784,345
Expenditure Totals:	10,274,177	7,554,918	2,719,259	0	10,274,177	2,719,259	0	0	5,851,000	0	16,125,177

Fund Balance Required	Budget+Prop. Inc./Dec.	Available+Prop. Inc./Dec.
Streets Capital Facility Fee Fund-3410	4,176,267	-808,330

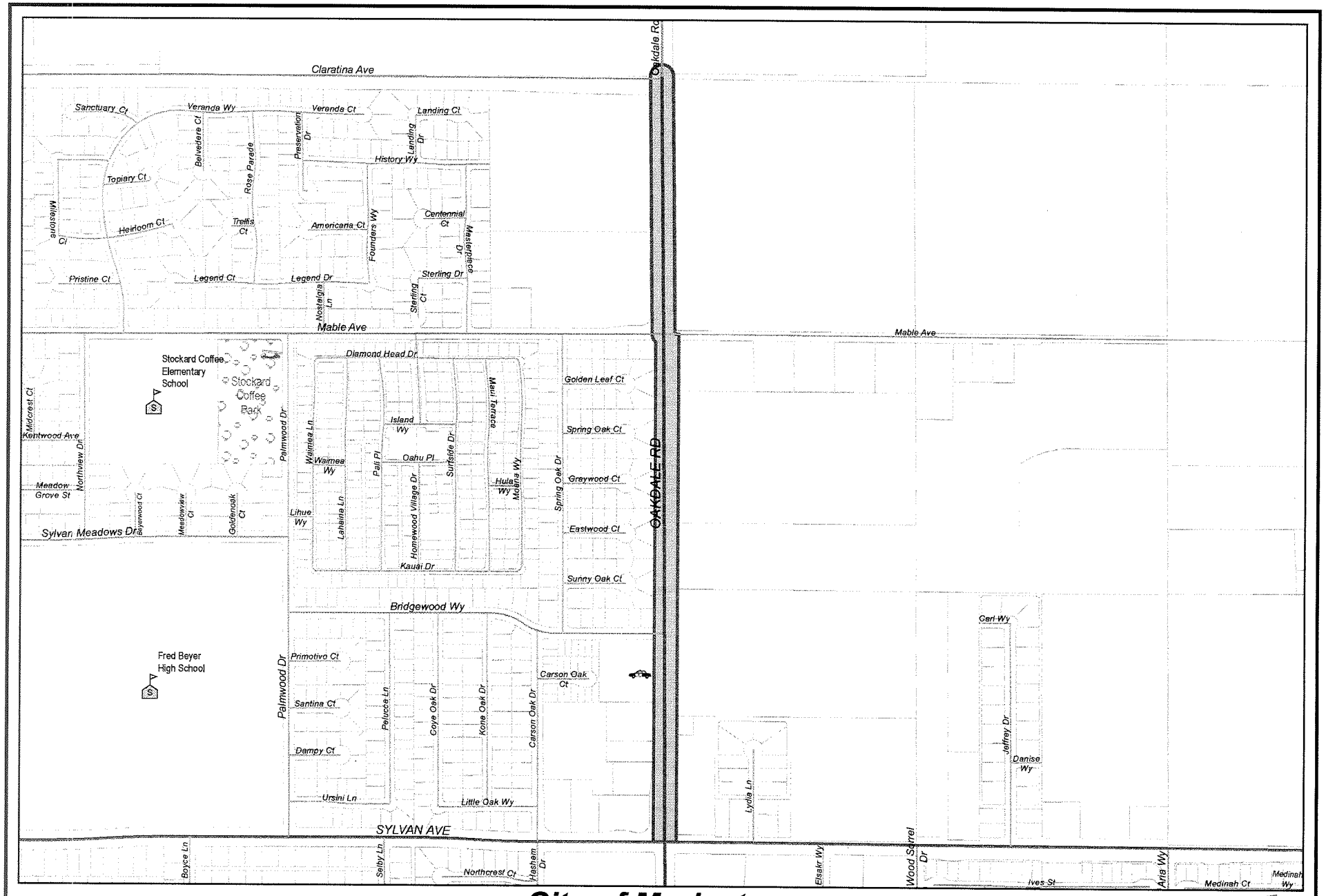

City of Modesto

Project #: 100049

CED - Oakdale Road Widening

MODESTO
CALIFORNIA

CED - Oakdale Road Widening

100049

Capital Unsponsored

Cost Center:	14999	*Category:*	Traffic Circulation	*Start Date:*	2009
Hosting Fund:	Streets Capital Facility Fee Fund-3410	*Type Class:*	Low Cost Traffic Improvements	*End Date:*	2015
Element Listing:	Comm Svcs & Fac	*Area:*	Within City	*Status:*	Active
Classification:	Improvements	*Manager:*	Dion, Victoria Michelle	*Const. Code:*	Not Awarded

Proj Desc: This project will provide funding for design to widen Oakdale Road between Sylvan and Claratina Avenues in anticipation of the Tivoli Development. Improvements will include roadway widening to an interim 4-lane facility. Construction will be budgeted consistant with future Facility Master Plan (FMP) and Infrastructure Finance Plan (IFP). It is anticipated that $120,000 will be funded through developer contribution.

Proj Stat: Preliminary design is on hold. Timing is dependent on Tivoli Development.

Expenditures	Budget	Actual+Commit	Available	Prop. Inc./Dec. for 13-14	Budget+Prop. Inc./Dec.	Avail.+Prop. Inc./Dec.	14-15	15-16	16-17	17-18	Total Budgeted up to 2018
EDA Eng/Design/Admin	400,000	12,412	387,588	0	400,000	387,588	0	0	0	0	400,000
Expenditure Totals:	400,000	12,412	387,588	0	400,000	387,588	0	0	0	0	400,000

Fund Balance Required	Budget+Prop. Inc./Dec.	Available+Prop. Inc./Dec.
Streets Capital Facility Fee Fund-3410	400,000	387,588

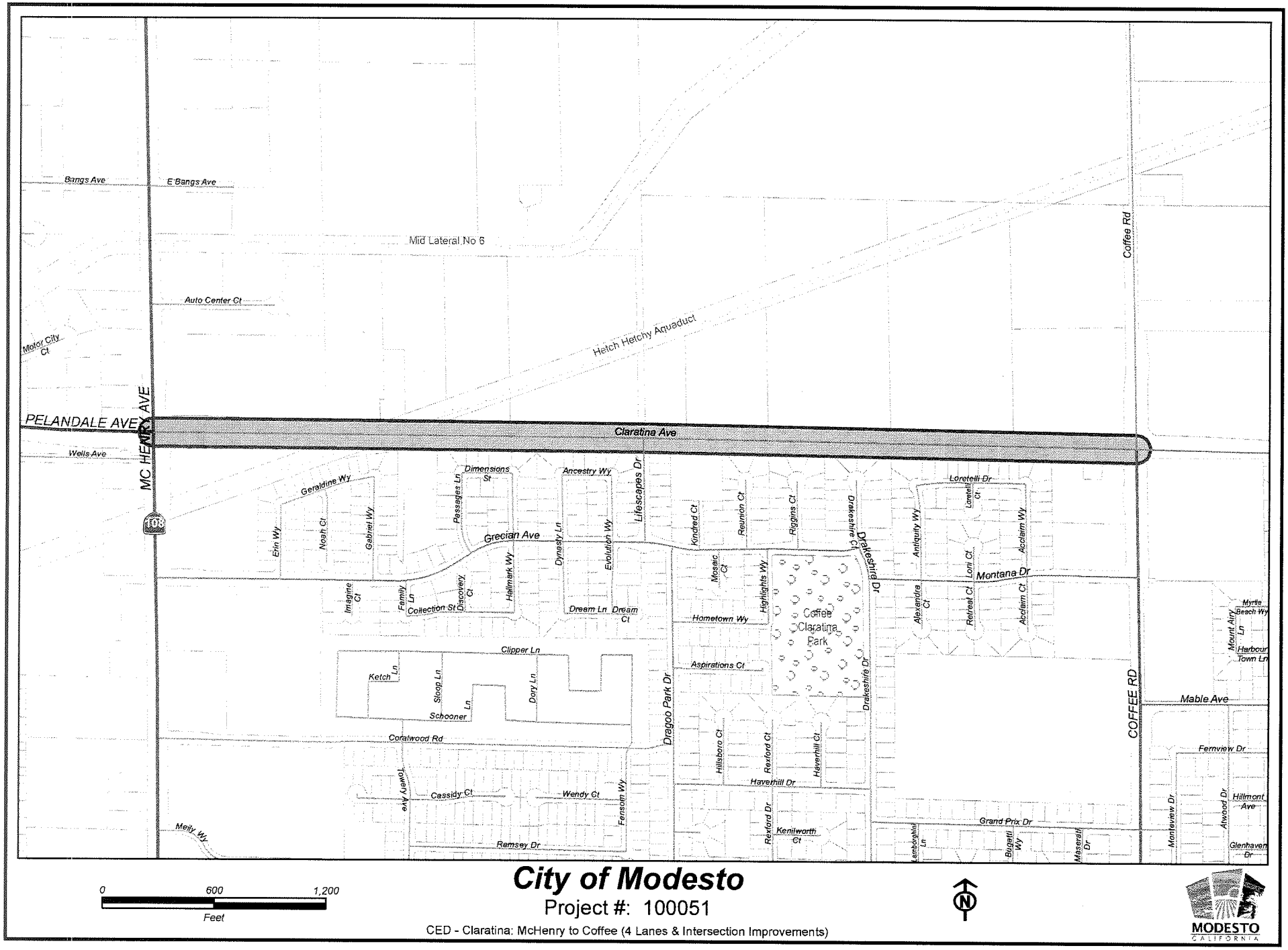

City of Modesto

Project #: 100051

CED - Claratina: McHenry to Coffee (4 Lanes & Intersection Improvements)

CED - Claratina: McHenry to Coffee (4 Lanes & Intersection Improvements)

100051

Capital Unsponsored

Cost Center:	14999	*Category:*	Traffic Circulation	*Start Date:*	2008
Hosting Fund:	Streets Capital Facility Fee Fund-3410	*Type Class:*	Expressway Improvements	*End Date:*	2018
Element Listing:	Comm Svcs & Fac	*Area:*	Coffee-Claratina	*Status:*	Active
Classification:	Improvements	*Manager:*	Dion, Victoria Michelle	*Const. Code:*	Not Awarded

Proj Desc: This project will reconstruct and widen Claratina Ave. from 2 lanes to 4 lanes of vehicular traffic between McHenry Ave. and Coffee Road including the signalization of the Coffee/Claratina intersection. Anticipated traffic volume from adjacent commercial and residential development will require the need for a 4-lane roadway. Right-of-way acquisition is required however the current design will not require the acquisition and relocation of the PG&E gas regulator station near Coffee Rd. We are required to get an easement from Hetch-Hetchy to cross their facility. The City will be required to encase their existing water transmission lines in concrete and possibly provide a vault for a future water line.

Proj Stat: Several conceptual designs have been prepared. Discussions with Hetch-Hetchy(City of San Francisco) continue regarding the required widening across their facility.

Expenditures	Budget	Actual+Commit	Available	Prop. Inc./Dec. for 13-14	Budget+Prop. Inc./Dec.	Avail.+Prop. Inc./Dec.	14-15	15-16	16-17	17-18	Total Budgeted up to 2018
CA Construction Admin	65,000	0	65,000	-65,000	0	0	0	500,000	0	0	500,000
CON Construction	824,936	0	824,936	-824,936	0	0	0	5,000,000	0	0	5,000,000
CTGY Contingency - CIP	60,000	0	60,000	-60,000	0	0	0	500,000	0	0	500,000
EDA Eng/Design/Admin	375,000	176,960	198,040	125,000	500,000	323,040	0	0	0	0	500,000
ENV CIP - Environmental	50,000	0	50,000	0	50,000	50,000	0	0	0	0	50,000
LA Land Acquistion	2,430,000	19,366	2,410,634	-930,000	1,500,000	1,480,634	0	0	0	0	1,500,000
UE Utility and EIR	100,000	0	100,000	0	100,000	100,000	0	0	0	0	100,000
Expenditure Totals:	3,904,936	196,326	3,708,610	-1,754,936	2,150,000	1,953,674	0	6,000,000	0	0	8,150,000

Fund Balance Required	Budget+Prop. Inc./Dec.	Available+Prop. Inc./Dec.
Streets Capital Facility Fee Fund-3410	2,150,000	1,953,674

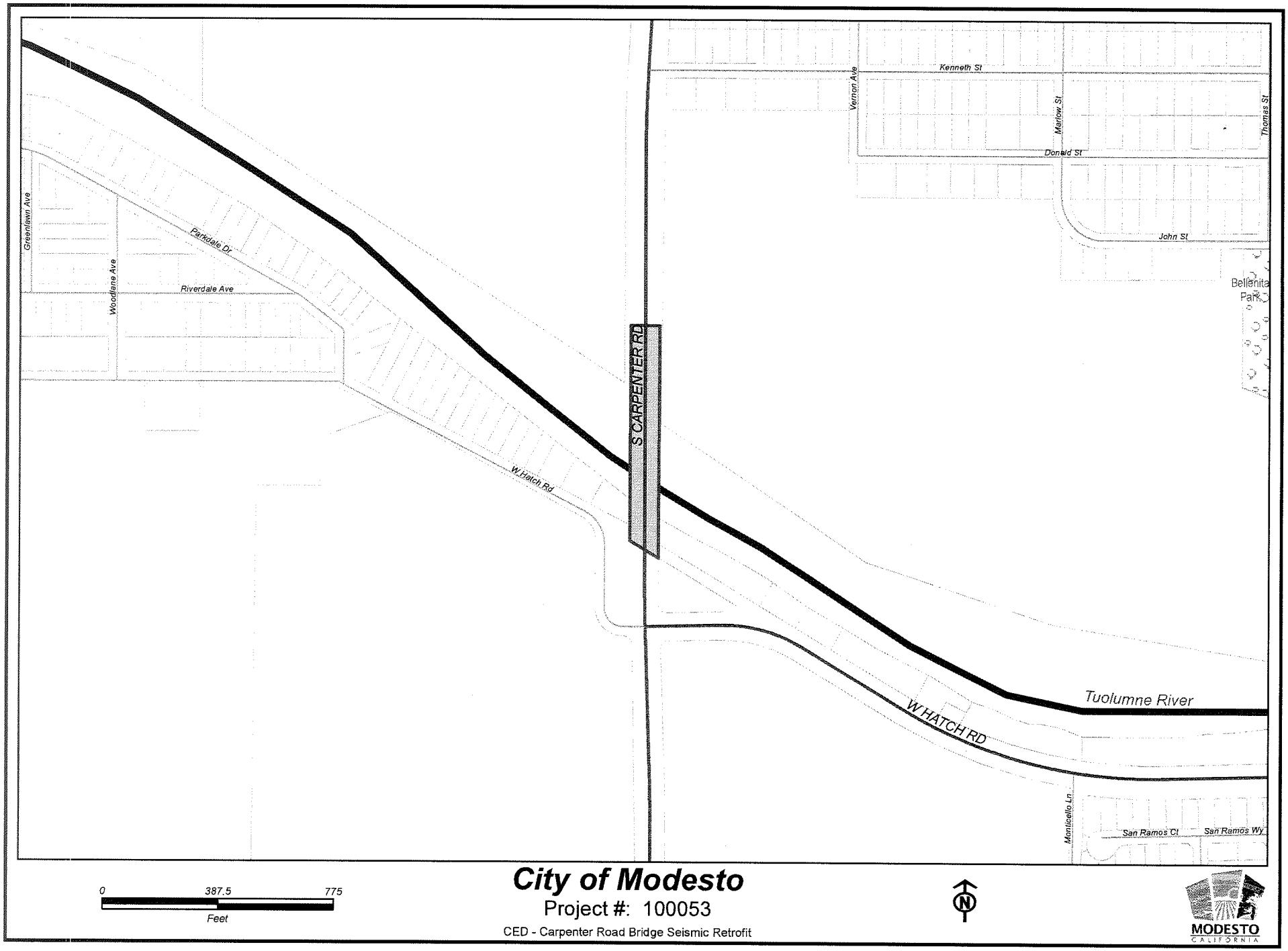

City of Modesto

Project #: 100053

CED - Carpenter Road Bridge Seismic Retrofit

CED - Carpenter Road Bridge Seismic Retrofit

100053

Capital Unsponsored

Cost Center:	14999	*Category:*	Traffic Circulation	*Start Date:*	1998
Hosting Fund:	Streets Capital Facility Fee Fund-3410	*Type Class:*	Expressway Improvements	*End Date:*	2014
Element Listing:	Public Safety	*Area:*	Infill Areas	*Status:*	Active
Classification:	Improvements	*Manager:*	Dion, Victoria Michelle	*Const. Code:*	Under Construction

Proj Desc: The Carpenter Road Bridge has been included in the State of California Seismic Retrofit Program. The bridge will be strengthened by supporting the existing structure, thereby making it wider. Federal Funding will cover 88.5% of the $11 million cost, and State Prop 1B money will be used for the required 11.5% match.

Federal project number is BRLSZA-5059 (064).

Proj Stat: Construction contract was awarded in March 2012. Construction is expected to be complete in the fall of 2013.

Revenues	Budget	Actuals+Commit	Available	Prop. Inc./Dec. for 13-14	Bud + Prop. Incr/Decr	Avail.+ Prop. Incr/Decr	14-15	15-16	16-17	17-18	Total Budgeted up to 2018
42110 Intergov - State - CA Department of Transportation	9,940,714	526,242	9,414,472	-482,646	9,458,068	8,931,826	0	0	0	0	9,458,068
42193 Intergov - State - Prop 1B	1,214,386	0	1,214,386	-46,101	1,168,285	1,168,285	0	0	0	0	1,168,285
Revenue Totals:	11,155,100	526,242	10,628,858	-528,747	10,626,353	10,100,111	0	0	0	0	10,626,353

Expenditures	Budget	Actual+Commit	Available	Prop. Inc./Dec. for 13-14	Budget+Prop . Inc./Dec.	Avail.+Prop. Inc./Dec.	14-15	15-16	16-17	17-18	Total Budgeted up to 2018
CA Construction Admin	1,270,500	1,127,000	143,500	0	1,270,500	143,500	0	0	0	0	1,270,500
CON Construction	8,470,000	7,968,835	501,165	-501,165	7,968,835	0	0	0	0	0	7,968,835
CTGY Contingency - CIP	847,000	0	847,000	-50,117	796,883	796,883	0	0	0	0	796,883
EDA Eng/Design/Admin	735,434	755,382	-19,948	14,861	750,295	-5,087	0	0	0	0	750,295
ENV CIP - Environmental	11,507	11,633	-126	0	11,507	-126	0	0	0	0	11,507
Expenditure Totals:	11,334,441	9,862,849	1,471,592	-536,421	10,798,020	935,171	0	0	0	0	10,798,020

Fund Balance Required	Budget+Prop. Inc./Dec.	Available+Prop . Inc./Dec.
Streets Capital Facility Fee Fund-3410	171,667	-9,164,940

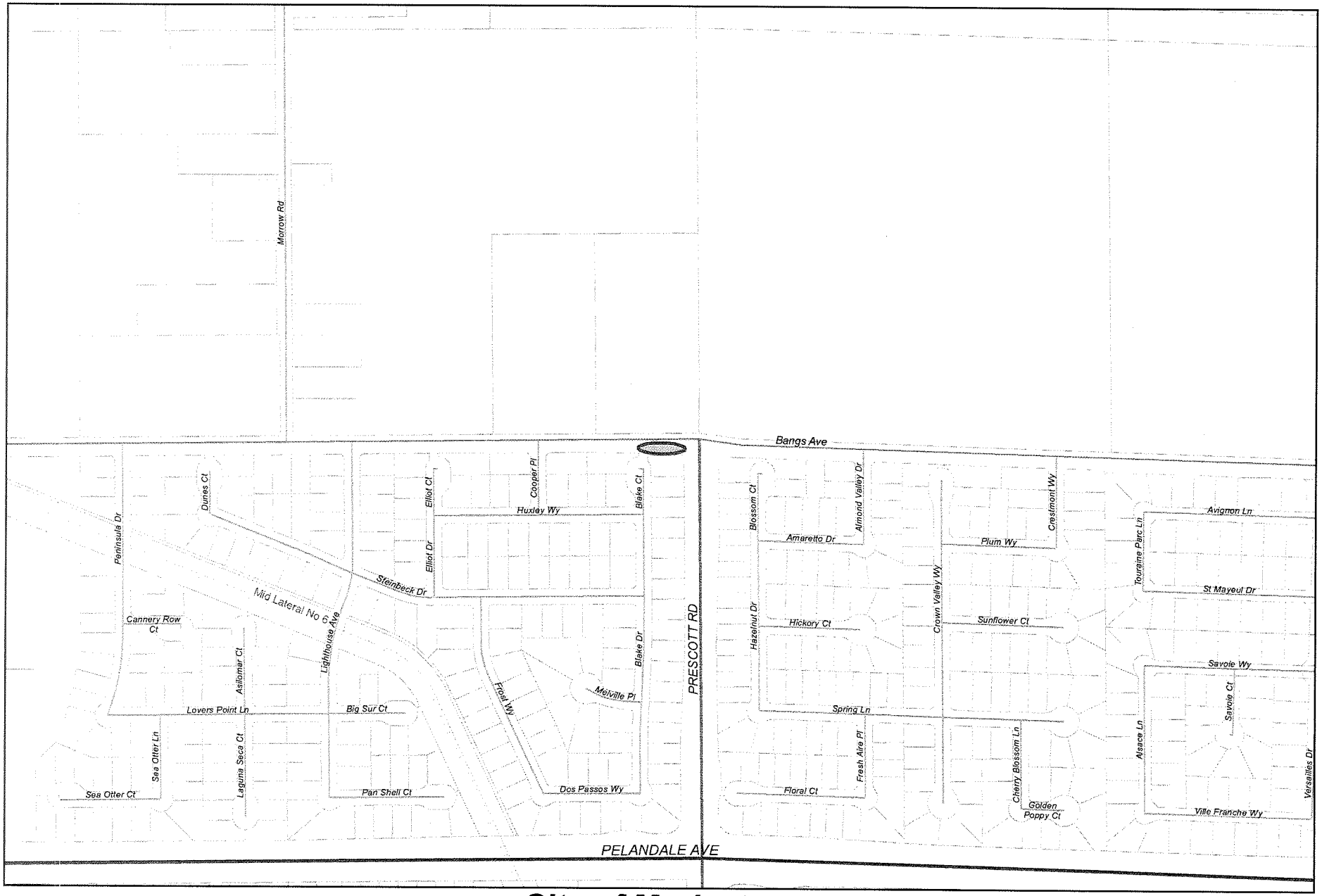

0 387.5 775
Feet

City of Modesto

Project #: 100059

CED - Right Turn Lane - Bangs and Prescott

MODESTO
CALIFORNIA

CED - Right Turn Lane - Bangs and Prescott

100059

Capital Unsponsored

Cost Center: 14999
Hosting Fund: Capital Grants - Streets CIP Projects-3160
Element Listing: Comm Dev
Classification: Improvements

Category: Traffic Circulation
Type Class: Traffic Signals
Area: Within City
Manager: Covolo, Charles

Start Date: 2008
End Date: 2014
Status: New
Const. Code: New or Future

Proj Desc: This project will provide a right-turn lane for eastbound Bangs motorists at Prescott.

Proj Stat: Project design is 100% completed.

Revenues	Budget	Actuals+Commit	Available	Prop. Inc./Dec. for 13-14	Bud + Prop. Incr/Decr	Avail.+ Prop. Incr/Decr	14-15	15-16	16-17	17-18	Total Budgeted up to 2018
42110 Intergov - State - CA Department of Transportation	475,000	73,843	401,157	348,103	823,103	749,260	0	0	0	0	823,103
61700 Transfer In from Fund 1700	10,897	1,652	9,245	0	10,897	9,245	0	0	0	0	10,897
61730 Transfer In from Fund 1730	25,000	0	25,000	0	25,000	25,000	0	0	0	0	25,000
Revenue Totals:	510,897	75,495	435,402	348,103	859,000	783,505	0	0	0	0	859,000

Expenditures	Budget	Actual+Commit	Available	Prop. Inc./Dec. for 13-14	Budget+Prop. Inc./Dec.	Avail.+Prop. Inc./Dec.	14-15	15-16	16-17	17-18	Total Budgeted up to 2018
CON Construction	334,000	0	334,000	0	334,000	334,000	0	0	0	0	334,000
EDA Eng/Design/Admin	95,000	76,011	18,989	0	95,000	18,989	0	0	0	0	95,000
UE Utility and EIR	81,897	70	81,827	0	81,897	81,827	0	0	0	0	81,897
Expenditure Totals:	510,897	76,081	434,816	0	510,897	434,816	0	0	0	0	510,897

Fund Balance Required	Budget+Prop. Inc./Dec.	Available+Prop. Inc./Dec.
Capital Grants - Streets CIP Projects-3160	-348,103	-348,689

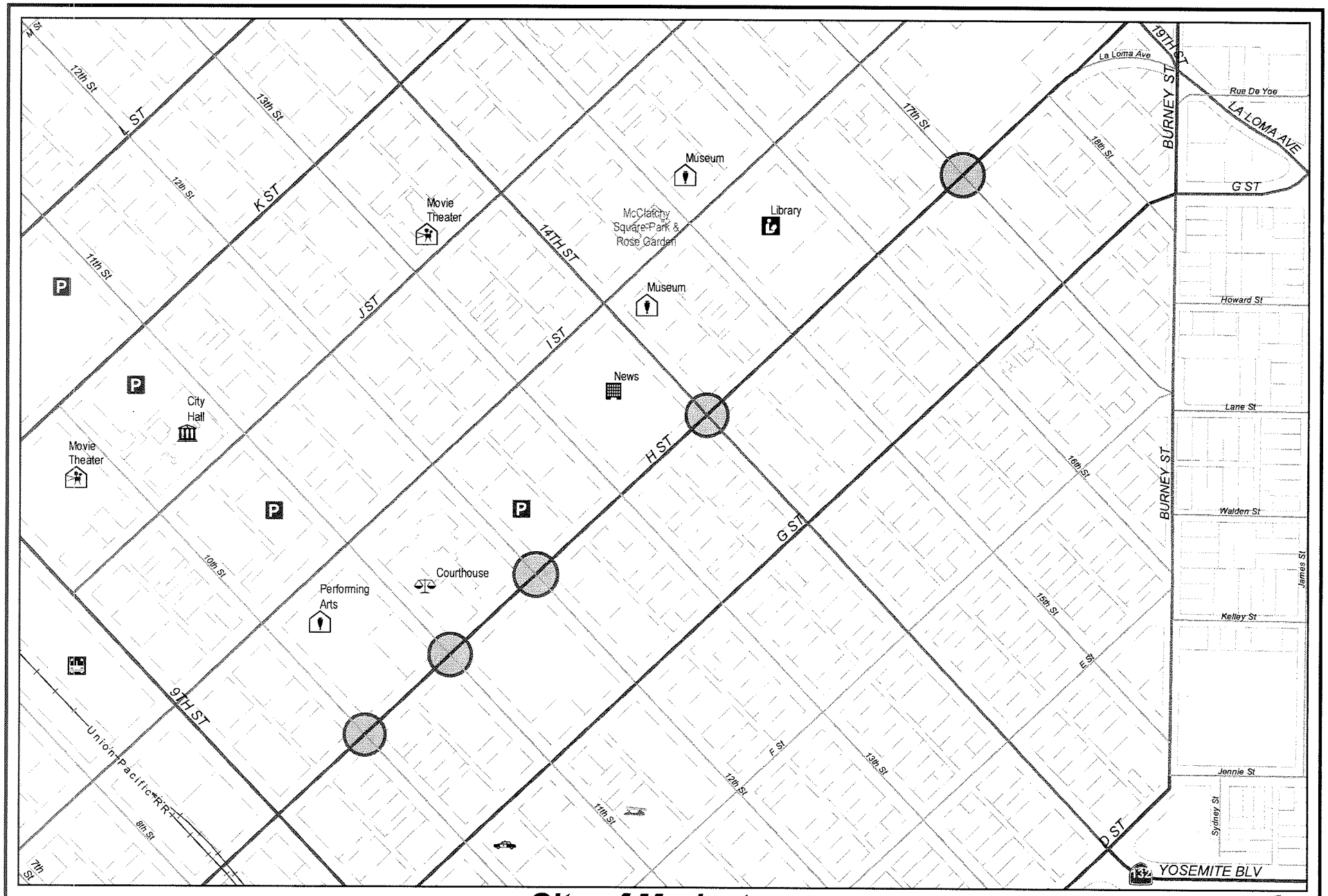

0 387.5 775
Feet

City of Modesto

Project #: 100060

CED - Upgrade Traffic Signals 2010

MODESTO
CALIFORNIA

CED - Upgrade Traffic Signals 2010

100060

Capital Unsponsored

Cost Center:	14999	*Category:*	Traffic Circulation	*Start Date:*	2008
Hosting Fund:	Capital Grants - Streets CIP Projects-3160	*Type Class:*	Traffic Signals	*End Date:*	2014
Element Listing:	Comm Dev	*Area:*	Within City	*Status:*	New
Classification:	Improvements	*Manager:*	Barnes, Jeffrey L	*Const. Code:*	New or Future

Proj Desc: This project will upgrade the traffic signals on H Street at 10th, 11th, 12th, 14th, & 17th streets. The signals will have detector loops installed on the side streets. In addition, pedestrian pushbuttons and indications will be installed to current ADA standards.

Proj Stat: Project design is 95% completed. Construction will begin in Spring/Summer 2013.

Revenues	Budget	Actuals+Commit	Available	Prop. Inc./Dec. for 13-14	Bud + Prop. Incr/Decr	Avail.+ Prop. Incr/Decr	14-15	15-16	16-17	17-18	Total Budgeted up to 2018
42110 Intergov - State - CA Department of Transportation	1,113,427	49,235	1,064,192	82,123	1,195,550	1,146,315	0	0	0	0	1,195,550
61700 Transfer In from Fund 1700	21,107	1,499	19,608	-21,107	0	-1,499	0	0	0	0	0
61720 Transfer In from Fund 1720	103,230	0	103,230	-103,230	0	0	0	0	0	0	0
Revenue Totals:	1,237,764	50,733	1,187,031	-42,214	1,195,550	1,144,817	0	0	0	0	1,195,550

Expenditures	Budget	Actual+Commit	Available	Prop. Inc./Dec. for 13-14	Budget+Prop . Inc./Dec.	Avail.+Prop. Inc./Dec.	14-15	15-16	16-17	17-18	Total Budgeted up to 2018
CA Construction Admin	149,332	0	149,332	0	149,332	149,332	0	0	0	0	149,332
CON Construction	746,663	0	746,663	0	746,663	746,663	0	0	0	0	746,663
CTGY Contingency	99,555	0	99,555	0	99,555	99,555	0	0	0	0	99,555
EDA Eng/Design/Admin	200,000	58,978	141,022	0	200,000	141,022	0	0	0	0	200,000
Expenditure Totals:	1,195,550	58,978	1,136,572	0	1,195,550	1,136,572	0	0	0	0	1,195,550

Fund Balance Required	Budget+Prop. Inc./Dec.	Available+Prop . Inc./Dec.
Capital Grants - Streets CIP Projects-3160	0	-8,245

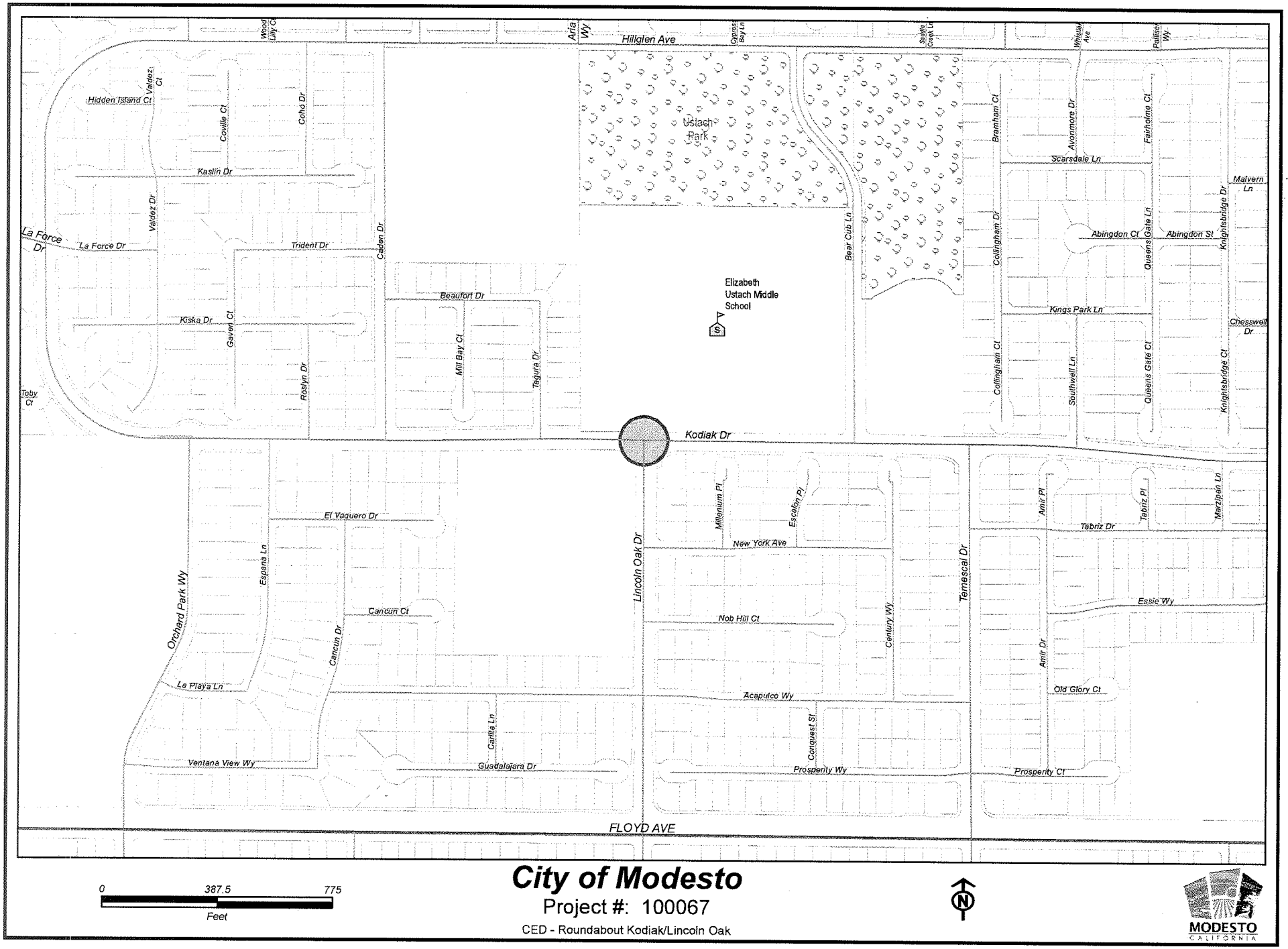

City of Modesto

Project #: 100067

CED - Roundabout Kodiak/Lincoln Oak

CED - Roundabout Kodiak/Lincoln Oak

100067

Capital Unsponsored

Cost Center:	14999	*Category:*	Traffic Circulation	*Start Date:*	2008
Hosting Fund:	Capital Grants - Streets CIP Projects-3160	*Type Class:*	Intersection Upgrade	*End Date:*	2015
Element Listing:	Comm Svcs & Fac	*Area:*	Within City	*Status:*	Active
Classification:	Improvements	*Manager:*	Barnes, Jeffrey L	*Const. Code:*	Not Awarded

Proj Desc: This project provides funding to construct a roundabout at Kodiak and Lincoln Oak. Staff has requested Sylvan School Distict to dedicate the necessary R-O-W for this project. CMAQ will provide 88% of the funding.

Proj Stat: Right-of-Way acquisition is currently underway.

Revenues	Budget	Actuals+Commit	Available	Prop. Inc./Dec. for 13-14	Bud + Prop. Incr/Decr	Avail.+ Prop. Incr/Decr	14-15	15-16	16-17	17-18	Total Budgeted up to 2018
42110 Intergov - State - CA Department of Transportation	197,201	11,513	185,688	0	197,201	185,688	0	0	0	0	197,201
61700 Transfer In from Fund 1700	26,971	856	26,115	0	26,971	26,115	0	0	0	0	26,971
Revenue Totals:	224,172	12,369	211,803	0	224,172	211,803	0	0	0	0	224,172

Expenditures	Budget	Actual+Commit	Available	Prop. Inc./Dec. for 13-14	Budget+Prop . Inc./Dec.	Avail.+Prop. Inc./Dec.	14-15	15-16	16-17	17-18	Total Budgeted up to 2018
CA Construction Admin	17,000	179	16,821	0	17,000	16,821	0	0	0	0	17,000
CON Construction	168,983	0	168,983	1,041	170,024	170,024	0	0	0	0	170,024
CTGY Contingency - CIP	17,000	0	17,000	0	17,000	17,000	0	0	0	0	17,000
EDA Eng/Design/Admin	20,148	14,035	6,113	0	20,148	6,113	0	0	0	0	20,148
Expenditure Totals:	223,131	14,214	208,917	1,041	224,172	209,958	0	0	0	0	224,172

Fund Balance Required	Budget+Prop. Inc./Dec.	Available+Prop . Inc./Dec.
Capital Grants - Streets CIP Projects-3160	0	-1,846

0 387.5 775
Feet

City of Modesto

Project #: 100093

CED - Sylvan - So. Bet. Oakdale/Wood Sorrell

MODESTO
CALIFORNIA

CED - Sylvan - So. Bet. Oakdale/Wood Sorrell

100093

Capital Unsponsored

Cost Center:	14999	*Category:*	CFD Road Improvements	*Start Date:*	2010
Hosting Fund:	Village One #2 CFD Fund-3290	*Type Class:*	CFD Road Improvements	*End Date:*	2015
Element Listing:	Comm Svcs & Fac	*Area:*	Village One	*Status:*	Active
Classification:	Improvements	*Manager:*	Dion, Victoria Michelle	*Const. Code:*	Not Awarded

Proj Desc: This project provides funding to construct full road improvements along the south side of Sylvan Ave. between Oakdale Rd. and Wood Sorrell. Eliminate the bottleneck on the south side of Sylvan Ave. just east of Bob's Way. A portion of this project was constructed by a developer. Developer will be reimbursed per the terms of the Acquisition and Shortfall agreement with the CFD. Remainder of project includes right-of-way acquisition and road widening just west of Wood Sorrel. This project is funded with Village One #2 one-time tax money.

Proj Stat: Portion of project is complete. Design to begin on remainder of project in 2013.

Revenues

	Budget	Actuals+Commit	Available	Prop. Inc./Dec. for 13-14	Bud + Prop. Incr/Decr	Avail.+ Prop. Incr/Decr	14-15	15-16	16-17	17-18	Total Budgeted up to 2018
47052 Special Assessments - CFD One-Time Capital Tax	145,700	0	145,700	0	145,700	145,700	0	0	0	0	145,700
Revenue Totals:	145,700	0	145,700	0	145,700	145,700	0	0	0	0	145,700

Expenditures

	Budget	Actual+Commit	Available	Prop. Inc./Dec. for 13-14	Budget+Prop. Inc./Dec.	Avail.+Prop. Inc./Dec.	14-15	15-16	16-17	17-18	Total Budgeted up to 2018
CA Construction Admin	50,000	18,496	31,504	0	50,000	31,504	0	0	0	0	50,000
CON Construction	409,700	109,700	300,000	0	409,700	300,000	0	0	0	0	409,700
CTGY Contingency - CIP	45,000	0	45,000	0	45,000	45,000	0	0	0	0	45,000
EDA Eng/Design/Admin	76,000	292	75,708	0	76,000	75,708	0	0	0	0	76,000
LA Land Acquisition	30,000	0	30,000	0	30,000	30,000	0	0	0	0	30,000
Expenditure Totals:	610,700	128,488	482,212	0	610,700	482,212	0	0	0	0	610,700

Fund Balance Required	Budget+Prop. Inc./Dec.	Available+Prop. Inc./Dec.
Village One #2 CFD Fund-3290	465,000	336,512

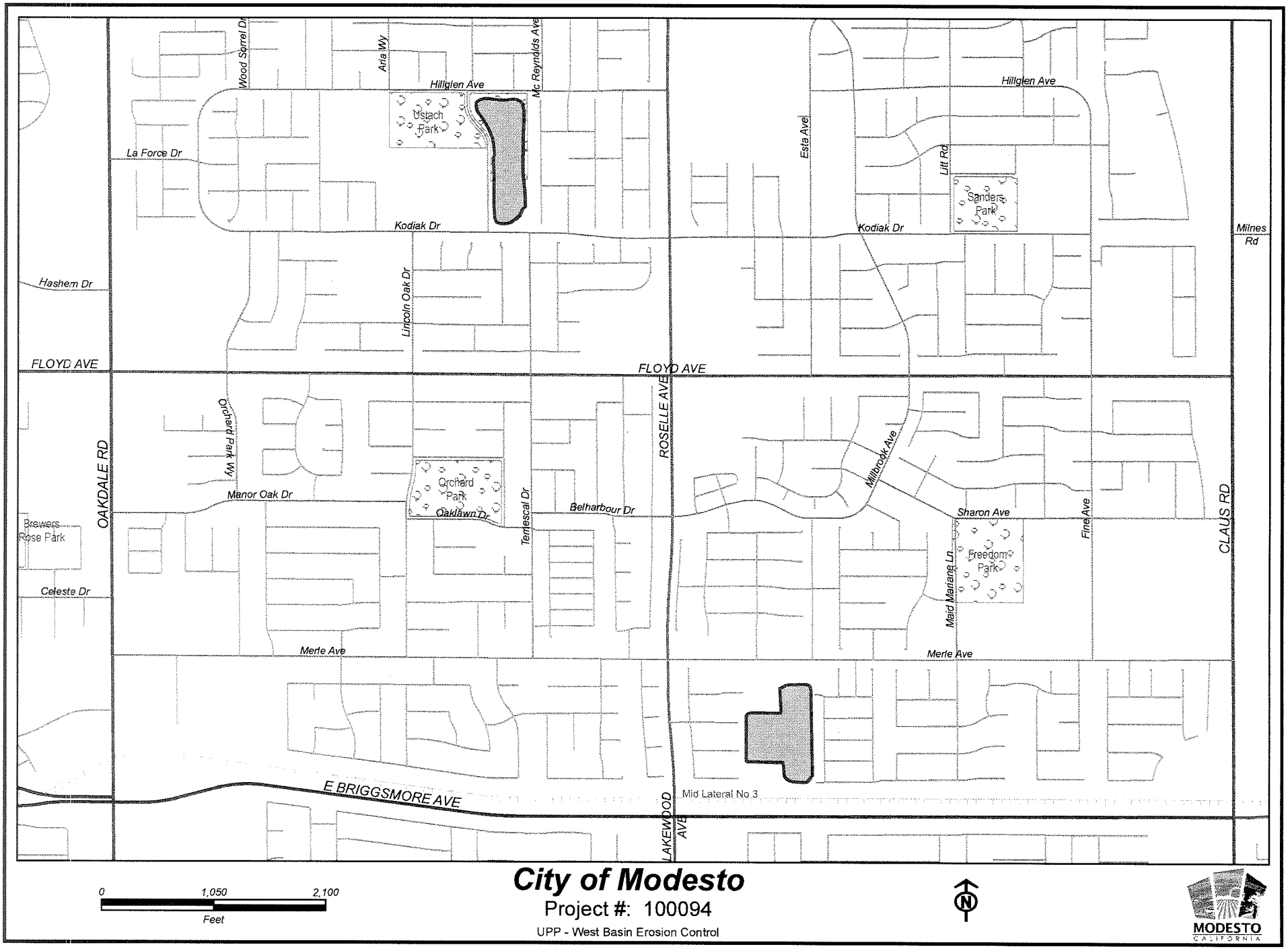

City of Modesto

Project #: 100094

UPP - West Basin Erosion Control

UPP - West Basin Erosion Control

100094

Capital Unsponsored

Cost Center:	14999	*Category:*	CFD Storm Drainage	*Start Date:*	2008
Hosting Fund:	Village One #2 CFD Fund-3290	*Type Class:*	CFD Storm Drainage	*End Date:*	2013
Element Listing:	Comm Svcs & Fac	*Area:*	Village One	*Status:*	Active
Classification:	Improvements	*Manager:*	Wong, William Sai	*Const. Code:*	Under Construction

Proj Desc: This project provides funding to install landscaping and irrigation in the West Basin on Bear Cub Lane to reduce erosion of the basin slopes.

Proj Stat: Project to begin construction in January 2013, complete by May 2013.

Revenues	Budget	Actuals+Commit	Available	Prop. Inc./Dec. for 13-14	Bud + Prop. Incr/Decr	Avail.+ Prop. Incr/Decr	14-15	15-16	16-17	17-18	Total Budgeted up to 2018
64480 Transfer In from Fund 4480	173,678	173,678	0	0	173,678	0	0	0	0	0	173,678
Revenue Totals:	173,678	173,678	0	0	173,678	0	0	0	0	0	173,678

Expenditures	Budget	Actual+Commit	Available	Prop. Inc./Dec. for 13-14	Budget+Prop. Inc./Dec.	Avail.+Prop. Inc./Dec.	14-15	15-16	16-17	17-18	Total Budgeted up to 2018
CA Construction Admin	73,804	26,850	46,954	0	73,804	46,954	0	0	0	0	73,804
CCF City Construct Forces	4,000	0	4,000	0	4,000	4,000	0	0	0	0	4,000
CON Construction	566,061	566,060	1	0	566,061	1	0	0	0	0	566,061
CTGY Contingency - CIP	51,570	0	51,570	0	51,570	51,570	0	0	0	0	51,570
EDA Eng/Design/Admin	124,450	117,831	6,619	0	124,450	6,619	0	0	0	0	124,450
Expenditure Totals:	819,885	710,740	109,145	0	819,885	109,145	0	0	0	0	819,885

Fund Balance Required	Budget+Prop. Inc./Dec.	Available+Prop. Inc./Dec.
Village One #2 CFD Fund-3290	646,207	109,145

0 387.5 775
Feet

City of Modesto

Project #: 100095

CED - Roselle and Merle Intersection Improvements

MODESTO
CALIFORNIA

CED - Roselle and Merle Intersection Improvements

100095

Capital Unsponsored

Cost Center: 14999
Hosting Fund: Village One #2 CFD Fund-3290
Element Listing: Comm Svcs & Fac
Classification: Improvements

Category: CFD Road Improvements
Type Class: CFD Road Improvements
Area: Village One
Manager: Dion, Victoria Michelle

Start Date: 2010
End Date: 2014
Status: Active
Const. Code: Not Awarded

Proj Desc: This project is to provide funding to acquire necessary right of way and construct the ultimate intersection improvements at Roselle and Merle Avenues per the approved Facilities Master Plan. This project is funded with Village One #2 one-time tax money.

Proj Stat: Survey work has been completed. Design work is nearly complete. Construction anticipated in 2013.

Expenditures	Budget	Actual+Commit	Available	Prop. Inc./Dec. for 13-14	Budget+Prop. Inc./Dec.	Avail.+Prop. Inc./Dec.	14-15	15-16	16-17	17-18	Total Budgeted up to 2018
CA Construction Admin	30,000	228	29,772	0	30,000	29,772	0	0	0	0	30,000
CON Construction	300,000	0	300,000	0	300,000	300,000	0	0	0	0	300,000
CTGY Contingency - CIP	30,000	0	30,000		30,000	30,000	0	0	0	0	30,000
EDA Eng/Design/Admin	110,000	43,929	66,071	0	110,000	66,071	0	0	0	0	110,000
LA Land Acquistion	95,000	93	94,907		95,000	94,907	0	0	0	0	95,000
Expenditure Totals:	565,000	44,250	520,750	0	565,000	520,750	0	0	0	0	565,000

Fund Balance Required	Budget+Prop. Inc./Dec.	Available+Prop. Inc./Dec.
Village One #2 CFD Fund-3290	565,000	520,750

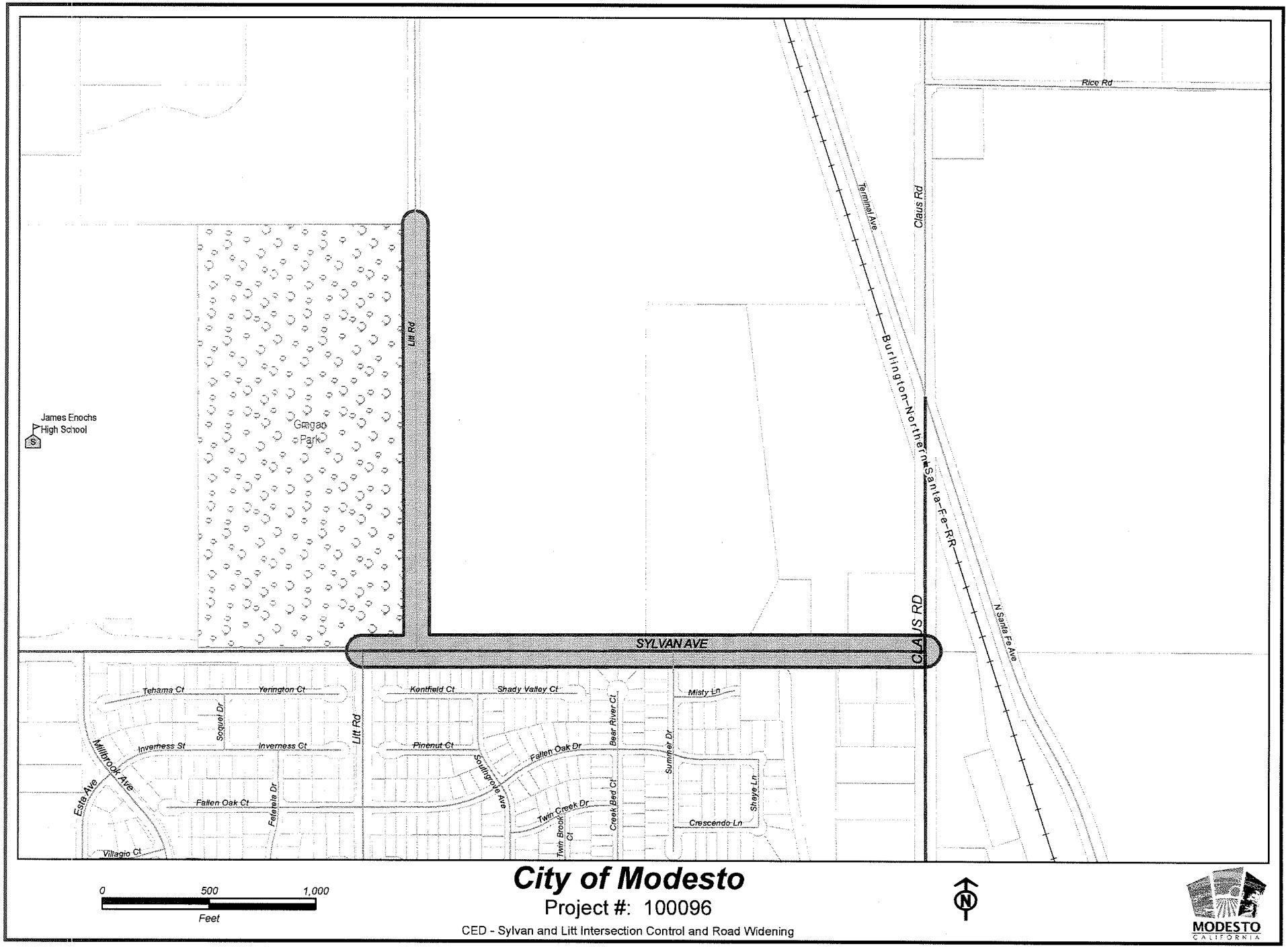

City of Modesto

Project #: 100096

CED - Sylvan and Litt Intersection Control and Road Widening

CED - Sylvan and Litt Intersection Control and Road Widening

100096

Capital Unsponsored

Cost Center:	14999	*Category:*	CFD Road Improvements	*Start Date:*	2007
Hosting Fund:	Village One #2 CFD Fund-3290	*Type Class:*	CFD Road Improvements	*End Date:*	2013
Element Listing:	Comm Svcs & Fac	*Area:*	Village One	*Status:*	Active
Classification:	Improvements	*Manager:*	Dion, Victoria Michelle	*Const. Code:*	Under Construction

Proj Desc: This project will provide funding to acquire the necessary right of way and construct the roundabout at the intersection of Sylvan Ave. and Litt Road, widen Sylvan between Litt and Claus and improve the Claus/Sylvan intersection. This project also includes construction of Litt Rd. from Sylvan Ave. to the north end of the Grogan Park Site. This project is funded with Village One #2 one-time tax money. A portion of this project was constructed by a developer and was reimbursed per terms of Acquisition and Shortfall Agreement with CFD.

Proj Stat: Construction is expected to be complete in fall of 2013.

Revenues

	Budget	Actuals+Commit	Available	Prop. Inc./Dec. for 13-14	Bud + Prop. Incr/Decr	Avail.+ Prop. Incr/Decr	14-15	15-16	16-17	17-18	Total Budgeted up to 2018
47020 Refunds, Damages, and Cost Recovery	0	569	-569	0	0	-569	0	0	0	0	0
63460 Transfer In from Fund 3460	170,000	170,000	0	0	170,000	0	0	0	0	0	170,000
Revenue Totals:	170,000	170,569	-569	0	170,000	-569	0	0	0	0	315,700

Expenditures

	Budget	Actual+Commit	Available	Prop. Inc./Dec. for 13-14	Budget+Prop. Inc./Dec.	Avail.+Prop. Inc./Dec.	14-15	15-16	16-17	17-18	Total Budgeted up to 2018
CA Construction Admin	332,000	54,401	277,599	0	332,000	277,599	0	0	0	0	332,000
CON Construction	4,585,528	4,585,525	3	0	4,585,528	3	0	0	0	0	4,585,528
CTGY Contingency - CIP	409,740	38,651	371,090	0	409,740	371,090	0	0	0	0	409,740
EDA Eng/Design/Admin	780,000	677,726	102,274	0	780,000	102,274	0	0	0	0	780,000
LA Land Acquistion	603,732	411,134	192,598	0	603,732	192,598	0	0	0	0	603,732
UR Utility Relocation	55,000	51,800	3,200	0	55,000	3,200	0	0	0	0	55,000
Expenditure Totals:	6,766,000	5,819,238	946,762	0	6,766,000	946,762	0	0	0	0	6,766,000

Fund Balance Required	Budget+Prop. Inc./Dec.	Available+Prop. Inc./Dec.
Village One #2 CFD Fund-3290	6,596,000	947,331

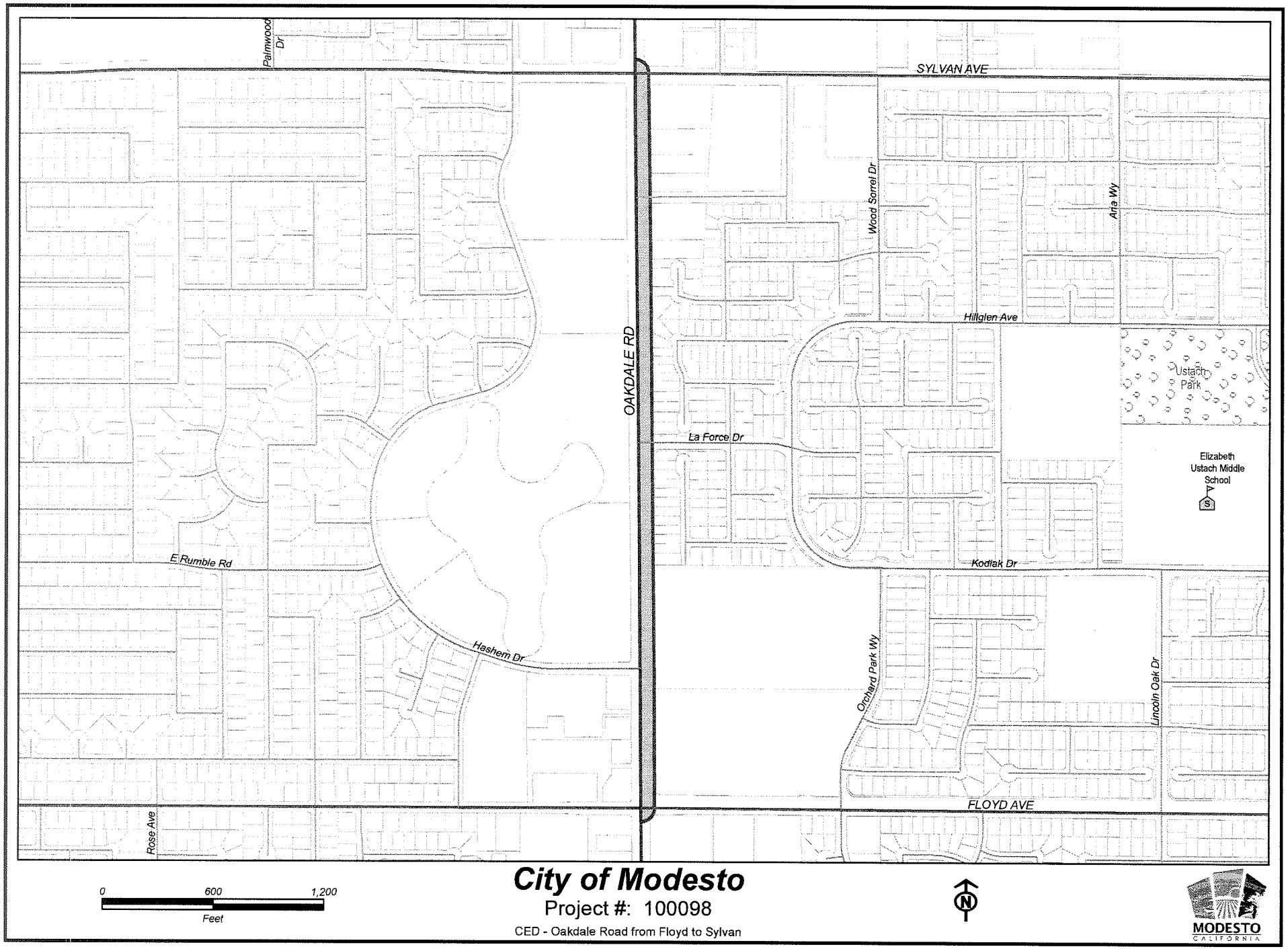

City of Modesto

Project #: 100098

CED - Oakdale Road from Floyd to Sylvan

MODESTO
CALIFORNIA

CED - Oakdale Road from Floyd to Sylvan

100098

Capital Unsponsored

Cost Center:	14999	*Category:*	CFD Road Improvements	*Start Date:*	2009
Hosting Fund:	Village One #2 CFD Fund-3290	*Type Class:*	CFD Road Improvements	*End Date:*	2015
Element Listing:	Comm Svcs & Fac	*Area:*	Village One	*Status:*	Active
Classification:	Improvements	*Manager:*	Dion, Victoria Michelle	*Const. Code:*	Not Awarded

Proj Desc: This project will provide funding to construct full road improvements along the east side of Oakdale Road from Floyd Ave. to Sylvan Ave. including the installation of a landscaped median. A portion of this project was constructed by a developer. The developer was reimbursed per the terms set forth in the Acquisition and Shortfall Agreement with the CFD.

Proj Stat: Survey work has been completed. Design parameters remain in question. Right-of-way acquisition is required.

Expenditures	Budget	Actual+Commit	Available	Prop. Inc./Dec. for 13-14	Budget+Prop. Inc./Dec.	Avail.+Prop. Inc./Dec.	14-15	15-16	16-17	17-18	Total Budgeted up to 2018
CA Construction Admin	91,110	25,059	66,051	0	91,110	66,051	0	0	0	0	91,110
CON Construction	879,000	337,819	541,181	0	879,000	541,181	0	0	0	0	879,000
CTGY Contingency - CIP	68,110	0	68,110	0	68,110	68,110	0	0	0	0	68,110
EDA Eng/Design/Admin	182,000	134,412	47,588	75,000	257,000	122,588	0	0	0	0	257,000
LA Land Acquistion	509,780	72,501	437,279	0	509,780	437,279	0	0	0	0	509,780
Expenditure Totals:	1,730,000	569,791	1,160,209	75,000	1,805,000	1,235,209	0	0	0	0	1,805,000

Fund Balance Required	Budget+Prop. Inc./Dec.	Available+Prop. Inc./Dec.
Village One #2 CFD Fund-3290	1,805,000	1,235,209

City of Modesto

Project #: 100106

CED - Roselle Avenue between Sylvan/Floyd

MODESTO CALIFORNIA

CED - Roselle Avenue between Sylvan/Floyd

100106

Capital Unsponsored

Cost Center:	14999	*Category:*	Traffic Circulation	*Start Date:*	2007
Hosting Fund:	Village One #2 CFD Fund - CIP Projects-3291	*Type Class:*	Other Street Projects	*End Date:*	2015
Element Listing:	Comm Svcs & Fac	*Area:*	Village One	*Status:*	Active
Classification:	Improvements	*Manager:*	Dion, Victoria Michelle	*Const. Code:*	Not Awarded

Proj Desc: This project will provide funding to acquire the necessary right of way and complete the construction of the remaining road improvements on Roselle Ave. between Floyd Ave. and Sylvan Ave. including curb, gutter, sidewalk, parkway landscaping and median landscaping. This project also includes the construction of a roundabout at the Roselle/Kodiak intersection. A portion of this project was constructed by a developer. The developer was reimbursed per the terms set forth in the Acquisition and Shortfall Agreement with Village One #2 bond proceeds.

Proj Stat: Design is complete. ROW acquisition continues and construction can begin after all ROW is secured.

Revenues	Budget	Actuals+Commit	Available	Prop. Inc./Dec. for 13-14	Bud + Prop. Incr/Decr	Avail.+ Prop. Incr/Decr	14-15	15-16	16-17	17-18	Total Budgeted up to 2018
42110 Intergov - State - CA Department of Transportation	410,160	0	410,160	-410,160	0	0	0	0	0	0	0
47020 Refunds, Damages, and Cost Recovery	0	76	-76	0	0	-76	0	0	0	0	0
80501 Reserve - Bond Financing	4,401,400	0	4,401,400	0	4,401,400	4,401,400	0	0	0	0	4,401,400
Revenue Totals:	4,811,560	76	4,811,484	-410,160	4,401,400	4,401,324	0	0	0	0	4,401,400

Expenditures	Budget	Actual+Commit	Available	Prop. Inc./Dec. for 13-14	Budget+Prop. Inc./Dec.	Avail.+Prop. Inc./Dec.	14-15	15-16	16-17	17-18	Total Budgeted up to 2018
CA Construction Admin	279,000	43,641	235,359	0	279,000	235,359	0	0	0	0	279,000
CCF City Construct Force	5,000	0	5,000	0	5,000	5,000	0	0	0	0	5,000
CON Construction	4,022,513	912,813	3,109,700	0	4,022,513	3,109,700	0	0	0	0	4,022,513
CTGY Contingency - CIP	300,000	0	300,000	0	300,000	300,000	0	0	0	0	300,000
EDA Eng/Design/Admin	510,400	493,252	17,148	0	510,400	17,148	0	0	0	0	510,400
LA Land Acquistion	680,000	524,578	155,422	0	680,000	155,422	0	0	0	0	680,000
Expenditure Totals:	5,796,913	1,974,283	3,822,630	0	5,796,913	3,822,630	0	0	0	0	5,796,913

Fund Balance Required	Budget+Prop. Inc./Dec.	Available+Prop. Inc./Dec.
Village One #2 CFD Fund - CIP Projects-3291	1,395,513	-578,694

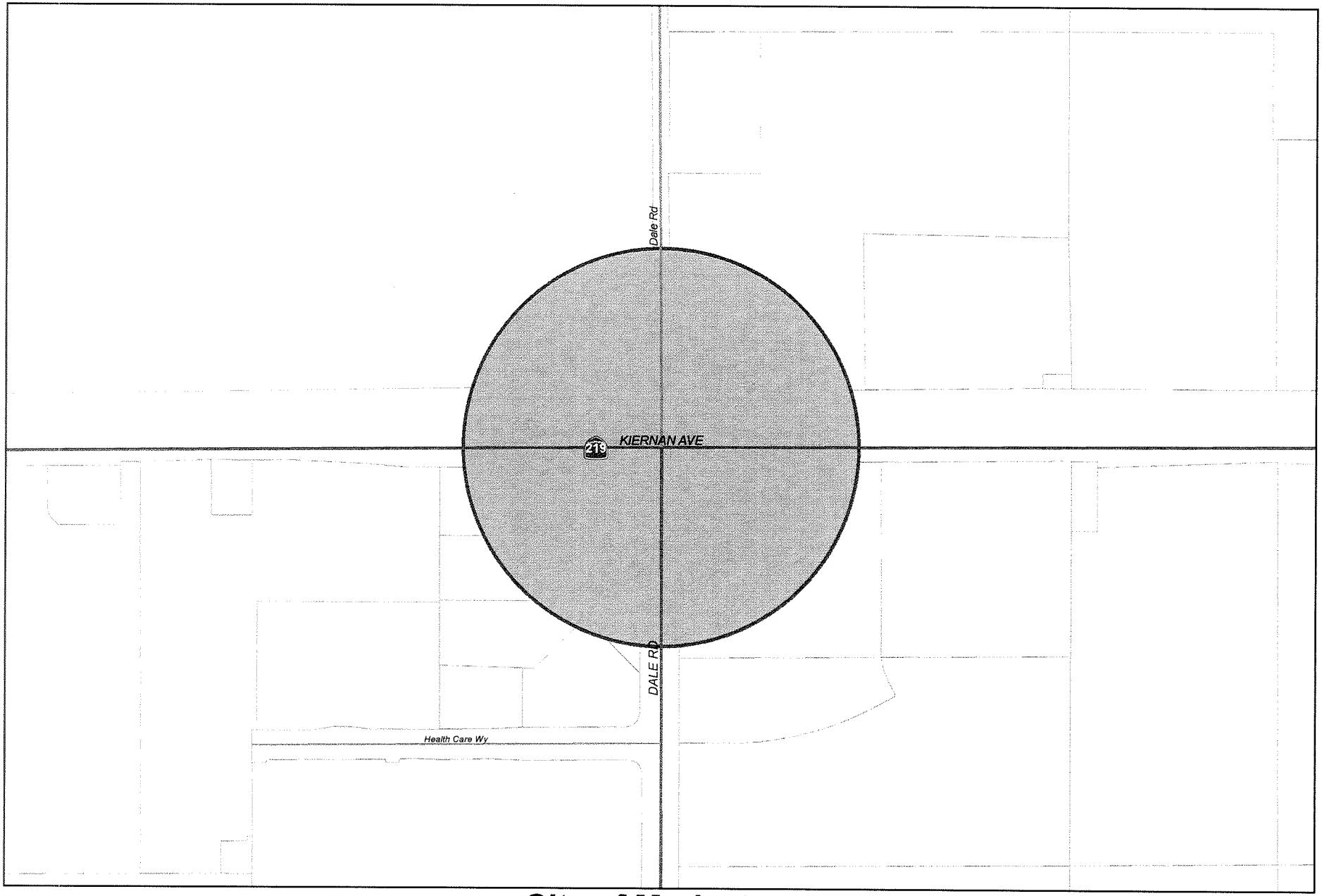

0 387.5 775
Feet

City of Modesto

Project #: 100459

UPP - Dale Road/Kiernan Intersection

MODESTO
CALIFORNIA

UPP - Dale Road/Kiernan Intersection

100459

Capital Unsponsored

Cost Center:	49999	*Category:*	Traffic Circulation	*Start Date:*	2006
Hosting Fund:	Capital Grants - Streets CIP Projects-3160	*Type Class:*	Traffic Signals	*End Date:*	2013
Element Listing:	Comm Svcs & Fac	*Area:*	Within City	*Status:*	Active
Classification:	Improvements	*Manager:*	Christensen, Robert Francis	*Const. Code:*	To Be Closed

Proj Desc: This project will provide funding to widen Dale Road and Kiernan to ultimate width. Construction will include a traffic signal, two lanes southbound, one lane northbound, dual left-turn pocket from northbound to westbound, single right-turn pocket from northbound to east-bound, two lanes eastbound, two lanes westbound, dual left-turn pocket from westbound to southbound and single left-turn pocket from eastbound to northbound. These lanes are 12' travel lanes with 8' paved shoulders and a roadside ditch similar to rural roadways. Construction is scheduled to begin Summer 2008. This project was identified in the Kaiser Traffic Study.

Proj Stat: Project accepted on 12/14/10. Project is pending final payment before closure.

Revenues	Budget	Actuals+Commit	Available	Prop. Inc./Dec. for 13-14	Bud + Prop. Incr/Decr	Avail.+ Prop. Incr/Decr	14-15	15-16	16-17	17-18	Total Budgeted up to 2018
42110 Intergov - State - CA Department of Transportation	5,330,000	3,090,000	2,240,000	0	5,330,000	2,240,000	0	0	0	0	5,330,000
42160 Intergov - State - Kaiser	1,727,717	1,727,717	0	0	1,727,717	0	0	0	0	0	1,727,717
48010 Interest Revenue on Bank Accounts	0	8,327	-8,327	0	0	-8,327	0	0	0	0	0
Revenue Totals:	7,057,717	4,826,044	2,231,673	0	7,057,717	2,231,673	0	0	0	0	7,057,717

Expenditures	Budget	Actual+Commit	Available	Prop. Inc./Dec. for 13-14	Budget+Prop. Inc./Dec.	Avail.+Prop. Inc./Dec.	14-15	15-16	16-17	17-18	Total Budgeted up to 2018
CA Construction Admin	865,300	862,985	2,315	0	865,300	2,315	0	0	0	0	865,300
CON Construction	5,219,624	3,439,395	1,780,229	0	5,219,624	1,780,229	0	0	0	0	5,219,624
CTGY Contingency - CIP	642,793	443,993	198,800	0	642,793	198,800	0	0	0	0	642,793
EDA Eng/Design/Admin	330,000	318,759	11,241	0	330,000	11,241	0	0	0	0	330,000
Expenditure Totals:	7,057,717	5,065,132	1,992,585	0	7,057,717	1,992,585	0	0	0	0	7,057,717

Fund Balance Required	Budget+Prop. Inc./Dec.	Available+Prop. Inc./Dec.
Capital Grants - Streets CIP Projects-3160	0	-239,088

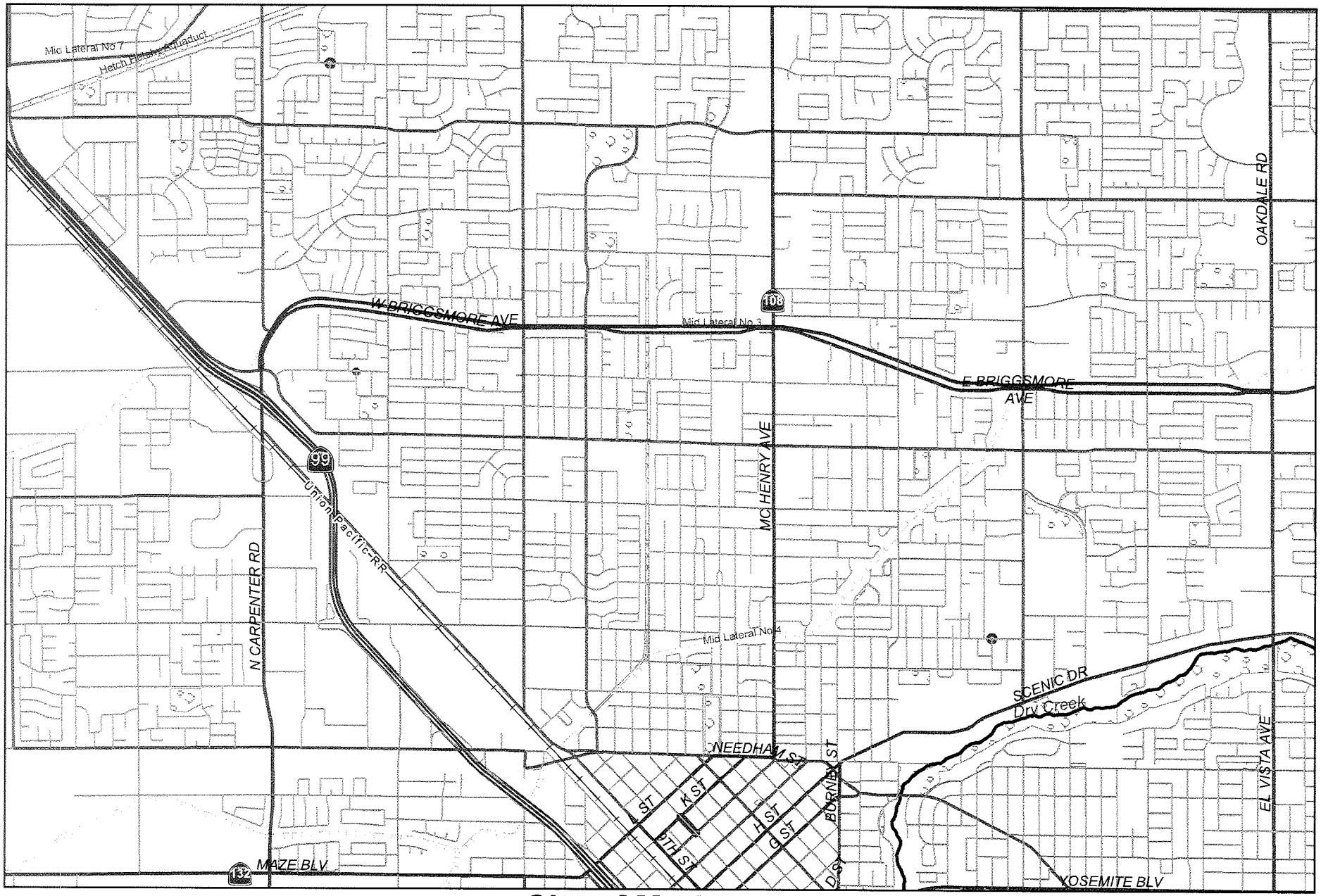

0 2,500 5,000
Feet

City of Modesto

Project #: 100572

CED - Pedestrian Bicyclist Safety Enhancements

N

MODESTO
CALIFORNIA

CED - Pedestrian Bicyclist Safety Enhancements

100572

Capital Unsponsored

Cost Center:	14999	*Category:*	Traffic Circulation	*Start Date:*	2008
Hosting Fund:	Capital Grants - Streets CIP Projects-3160	*Type Class:*	Low Cost Traffic Improvements	*End Date:*	2013
Element Listing:	Comm Svcs & Fac	*Area:*	Within City	*Status:*	Active
Classification:	Improvements	*Manager:*	Barnes, Jeffrey L	*Const. Code:*	Under Construction

Proj Desc: This project provides City match funding to augment OTS grant for lighted crosswalks. Installing lighted crosswalks will benefit pedestrians and help to resolve pedestrian safety issues at the following intersections:

Evergreen at Dougfir
11th St. between J and K Streets - completed
Sheldon at Pembroke - completed
Lucern at Hunter - completed

This project also includes funding for countdown pedestrian indications at 5 intersections.

Proj Stat: Project is under construction and is approximately 75% complete. The following locations have been completed: Lucern at Hunter, Sheldon at Pembroke, and 11th Street. Evergreen at Dougfir will be completed this next construction season.

Revenues	Budget	Actuals+Commit	Available	Prop. Inc./Dec. for 13-14	Bud + Prop. Incr/Decr	Avail.+ Prop. Incr/Decr	14-15	15-16	16-17	17-18	Total Budgeted up to 2018
42141 Intergov - State - Office of Traffic Safety	110,000	65,426	44,574	0	110,000	44,574	0	0	0	0	110,000
61700 Transfer In from Fund 1700	40,000	921	39,079	0	40,000	39,079	0	0	0	0	40,000
Revenue Totals:	150,000	66,347	83,653	0	150,000	83,653	0	0	0	0	150,000

Expenditures	Budget	Actual+Commit	Available	Prop. Inc./Dec. for 13-14	Budget+Prop. Inc./Dec.	Avail.+Prop. Inc./Dec.	14-15	15-16	16-17	17-18	Total Budgeted up to 2018
CCF City Construct Force	150,000	66,347	83,653	0	150,000	83,653	0	0	0	0	150,000
Expenditure Totals:	150,000	66,347	83,653	0	150,000	83,653	0	0	0	0	150,000

Fund Balance Required	Budget+Prop. Inc./Dec.	Available+Prop. Inc./Dec.
Capital Grants - Streets CIP Projects-3160	0	0

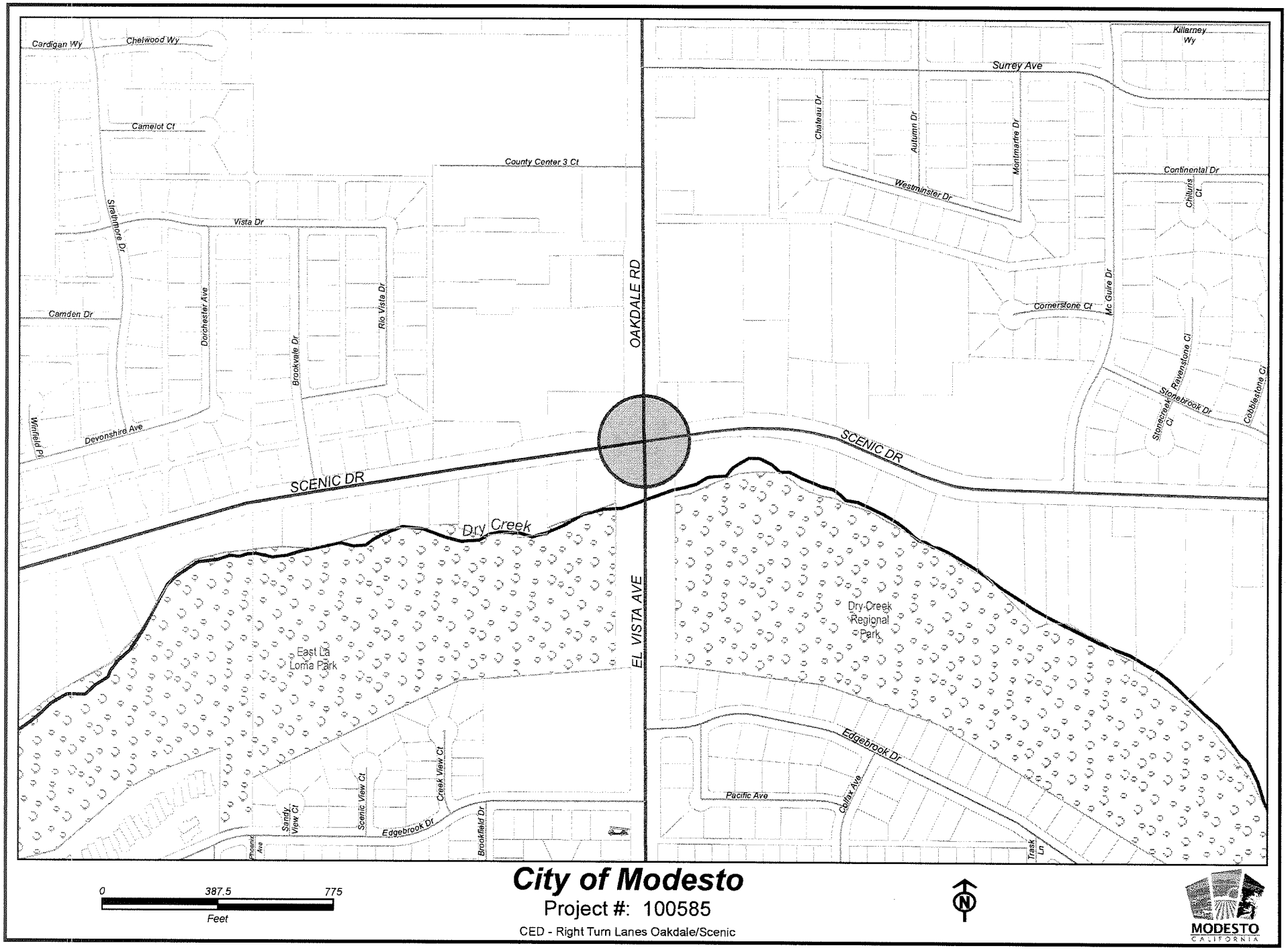

City of Modesto

Project #: 100585

CED - Right Turn Lanes Oakdale/Scenic

MODESTO
CALIFORNIA

CED - Right Turn Lanes Oakdale/Scenic

100585

Capital Unsponsored

Cost Center: 14999
Hosting Fund: Streets Capital Facility Fee Fund-3410
Element Listing: Comm Dev
Classification: Improvements

Category: Traffic Circulation
Type Class: Intersection Upgrade
Area: Within City
Manager: Sandhu, Balhar

Start Date: 2011
End Date: 2015
Status: Active
Const. Code: New or Future

Proj Desc: Improve intersection, resurface road and reconstruct roads at Oakdale and Scenic.

Proj Stat: Preliminary Engineering Phase

Revenues	Budget	Actuals+Commit	Available	Prop. Inc./Dec. for 13-14	Bud + Prop. Incr/Decr	Avail.+ Prop. Incr/Decr	14-15	15-16	16-17	17-18	Total Budgeted up to 2018
42110 Intergov - State - CA Department of Transportation	350,000	18,970	331,030	0	350,000	331,030	0	0	0	0	350,000
43240 CS - CD - Capital Facility Fees	50,000	0	50,000	0	50,000	50,000	0	0	0	0	50,000
Revenue Totals:	400,000	18,970	381,030	0	400,000	381,030	0	0	0	0	400,000

Expenditures	Budget	Actual+Commit	Available	Prop. Inc./Dec. for 13-14	Budget+Prop. Inc./Dec.	Avail.+Prop. Inc./Dec.	14-15	15-16	16-17	17-18	Total Budgeted up to 2018
EDA Eng/Design/Admin	400,000	23,081	376,919	0	400,000	376,919	0	0	0	0	400,000
Expenditure Totals:	400,000	23,081	376,919	0	400,000	376,919	0	0	0	0	400,000

Fund Balance Required	Budget+Prop. Inc./Dec.	Available+Prop. Inc./Dec.
Streets Capital Facility Fee Fund-3410	0	-4,111

0 387.5 775
Feet

City of Modesto

Project #: 100586

CED - 7th Street Bridge at Tuolumne River

N

MODESTO
CALIFORNIA

CED - 7th Street Bridge at Tuolumne River

100586

Capital Unsponsored

Cost Center:	14999	*Category:*	Traffic Circulation	*Start Date:*	2012
Hosting Fund:	Streets Capital Facility Fee Fund-3410	*Type Class:*	Major Street Improvements	*End Date:*	2022
Element Listing:	Comm Svcs & Fac	*Area:*	Within City	*Status:*	Active
Classification:	Improvements	*Manager:*	Dion, Victoria Michelle	*Const. Code:*	New or Future

Proj Desc: Rehabilitate or replace the th Street Bridge over the Tuolumne River. Stanislaus County will be the lead agency for this project. It is expected that 88.53% of the project costs will be federally funded. The City and County will share in the cost of the local match requirement per the terms stated in the Memorandum of Understanding.

Proj Stat: Stanislaus County awarded a contract for design services to CH2M Hill in April 2012.

Expenditures	Budget	Actual+Commit	Available	Prop. Inc./Dec. for 13-14	Budget+Prop. Inc./Dec.	Avail.+Prop. Inc./Dec.	14-15	15-16	16-17	17-18	Total Budgeted up to 2018
EDA Eng/Design/Admin	150,000	17,869	132,131	0	150,000	132,131	0	0	0	0	150,000
Expenditure Totals:	150,000	17,869	132,131	0	150,000	132,131	0	0	0	0	150,000

Fund Balance Required	Budget+Prop. Inc./Dec.	Available+Prop. Inc./Dec.
Streets Capital Facility Fee Fund-3410	150,000	132,131

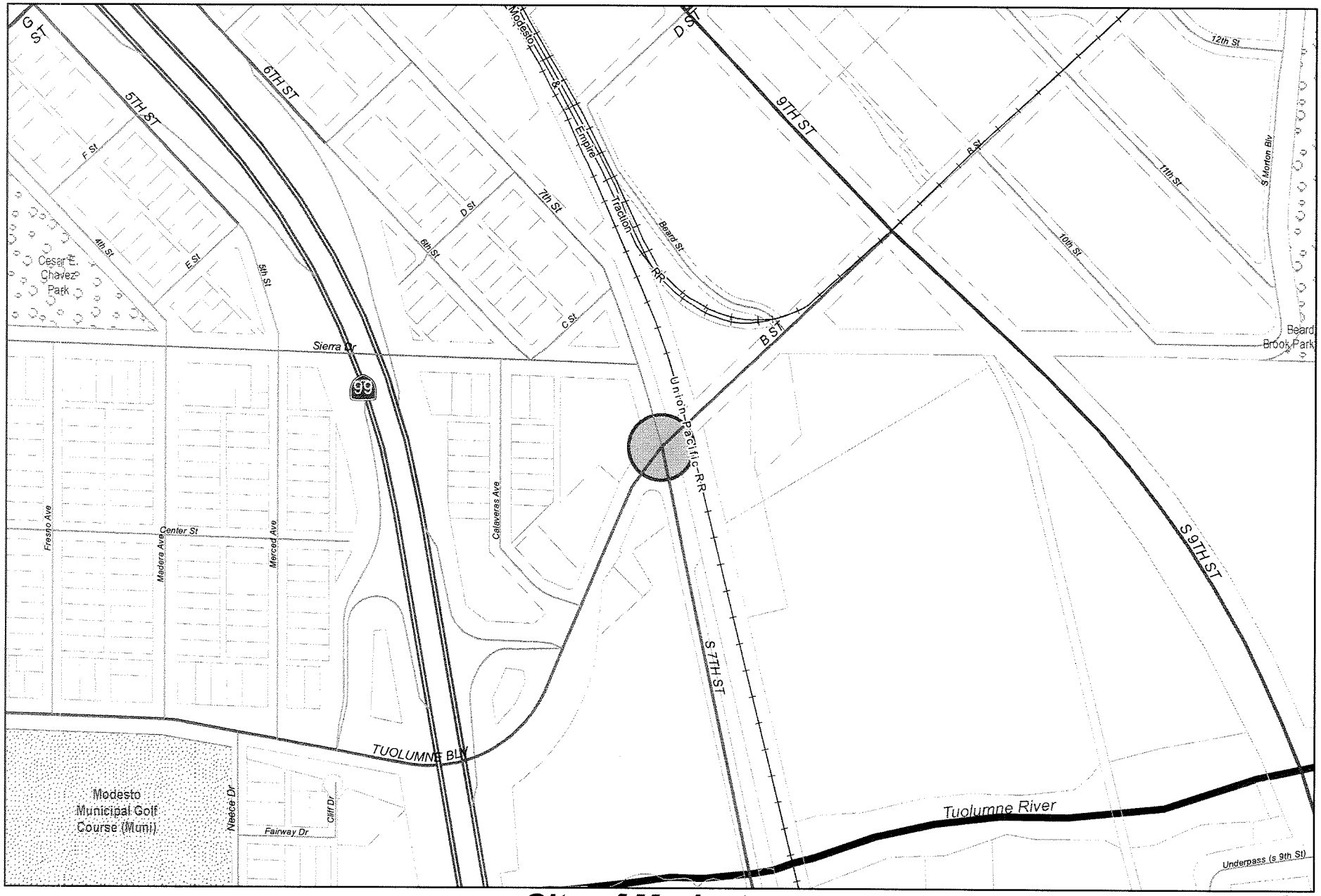

0 387.5 775
Feet

City of Modesto

Project #: 100590

CED - Railroad Pre-Traffic Signal 7th and B Streets

N

MODESTO
CALIFORNIA

CED - Railroad Pre-Traffic Signal 7th and B Streets

100590

Capital Unsponsored

Cost Center:	14999	*Category:*	Traffic Circulation	*Start Date:*	2012
Hosting Fund:	Capital Grants - Streets CIP Projects-3160	*Type Class:*	Traffic Signals	*End Date:*	2014
Element Listing:	Public Safety	*Area:*	Infill Areas	*Status:*	Active
Classification:	Improvements	*Manager:*	Murphy, Mark G	*Const. Code:*	Under Construction

Proj Desc: Upgrade the existing traffic signal system providing ADA Pedestrian Push Buttons and indications, vehicle detection, emergency pre-emption, wiring, curb, gutter and sidewalk. In addition, the pre-traffic signal will improve safety at this intersection by enhancing notification and clearance to motorist of oncoming UPRR trains.

Proj Stat: Received grant and authorized to construct. Awaiting Railroad to complete their part of design to put project out to bid.

Revenues	Budget	Actuals+Commit	Available	Prop. Inc./Dec. for 13-14	Bud + Prop. Incr/Decr	Avail.+ Prop. Incr/Decr	14-15	15-16	16-17	17-18	Total Budgeted up to 2018
42110 Intergov - State - CA Department of Transportation	953,382	9,243	944,139	-476,691	476,691	467,448	0	0	0	0	476,691
Revenue Totals:	953,382	9,243	944,139	-476,691	476,691	467,448	0	0	0	0	476,691

Expenditures	Budget	Actual+Commit	Available	Prop. Inc./Dec. for 13-14	Budget+Prop. Inc./Dec.	Avail.+Prop. Inc./Dec.	14-15	15-16	16-17	17-18	Total Budgeted up to 2018
CA Construction Admin	40,000	62	39,938	0	40,000	39,938	0	0	0	0	40,000
CON Construction	391,415	23,697	367,718	0	391,415	367,718	0	0	0	0	391,415
CTGY Contingency - CIP	35,000	0	35,000	0	35,000	35,000	0	0	0	0	35,000
EDA Eng/Design/Admin	10,276	10,124	152	0	10,276	152	0	0	0	0	10,276
Expenditure Totals:	476,691	33,882	442,809	0	476,691	442,809	0	0	0	0	476,691

Fund Balance Required	Budget+Prop. Inc./Dec.	Available+Prop. Inc./Dec.
Capital Grants - Streets CIP Projects-3160	0	-24,640

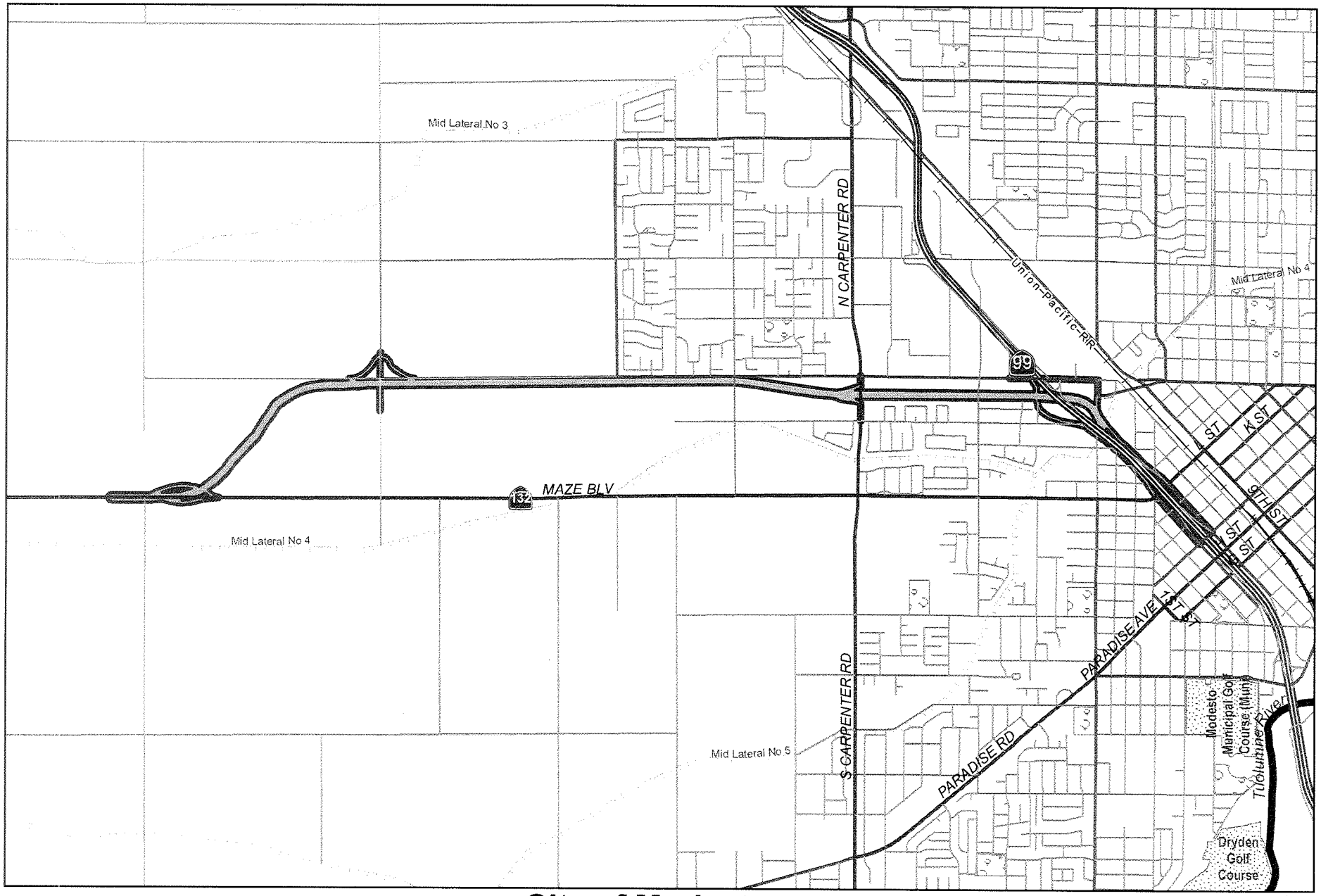

0 2,650 5,300
Feet

City of Modesto

Project #: 100614

CED - State Route 132 West Expressway

MODESTO
CALIFORNIA

CED - State Route 132 West Expressway

100614

Capital Unsponsored

Cost Center: 14999
Hosting Fund: Streets Capital Facility Fee Fund-3410
Element Listing: Comm Dev
Classification: Improvements

Category: Traffic Circulation
Type Class: Expressway Improvements
Area: System Wide
Manager: Sandhu, Balhar

Start Date: 2011
End Date: 2019
Status: Active
Const. Code: New or Future

Proj Desc: Construct 4-lane freeway/expressway on new alignment.

Proj Stat: Project in project approval and environmental phase (PA&ED).

Revenues	Budget	Actuals+Commit	Available	Prop. Inc./Dec. for 13-14	Bud + Prop. Incr/Decr	Avail.+ Prop. Incr/Decr	14-15	15-16	16-17	17-18	Total Budgeted up to 2018
43240 CS - CD - Capital Facility Fees	40,000	0	40,000	20,000	60,000	60,000	0	0	0	0	60,000
Revenue Totals:	40,000	0	40,000	20,000	60,000	60,000	0	0	0	0	60,000

Expenditures	Budget	Actual+Commit	Available	Prop. Inc./Dec. for 13-14	Budget+Prop . Inc./Dec.	Avail.+Prop. Inc./Dec.	14-15	15-16	16-17	17-18	Total Budgeted up to 2018
EDA Eng/Design/Admin	0	15,269	-15,269	0	0	-15,269	0	0	0	0	0
ENV Environmental	40,000	1,866	38,134	20,000	60,000	58,134	0	0	0	0	60,000
Expenditure Totals:	40,000	17,135	22,865	20,000	60,000	42,865	0	0	0	0	60,000

Fund Balance Required	Budget+Prop. Inc./Dec.	Available+Prop . Inc./Dec.
Streets Capital Facility Fee Fund-3410	0	-17,135

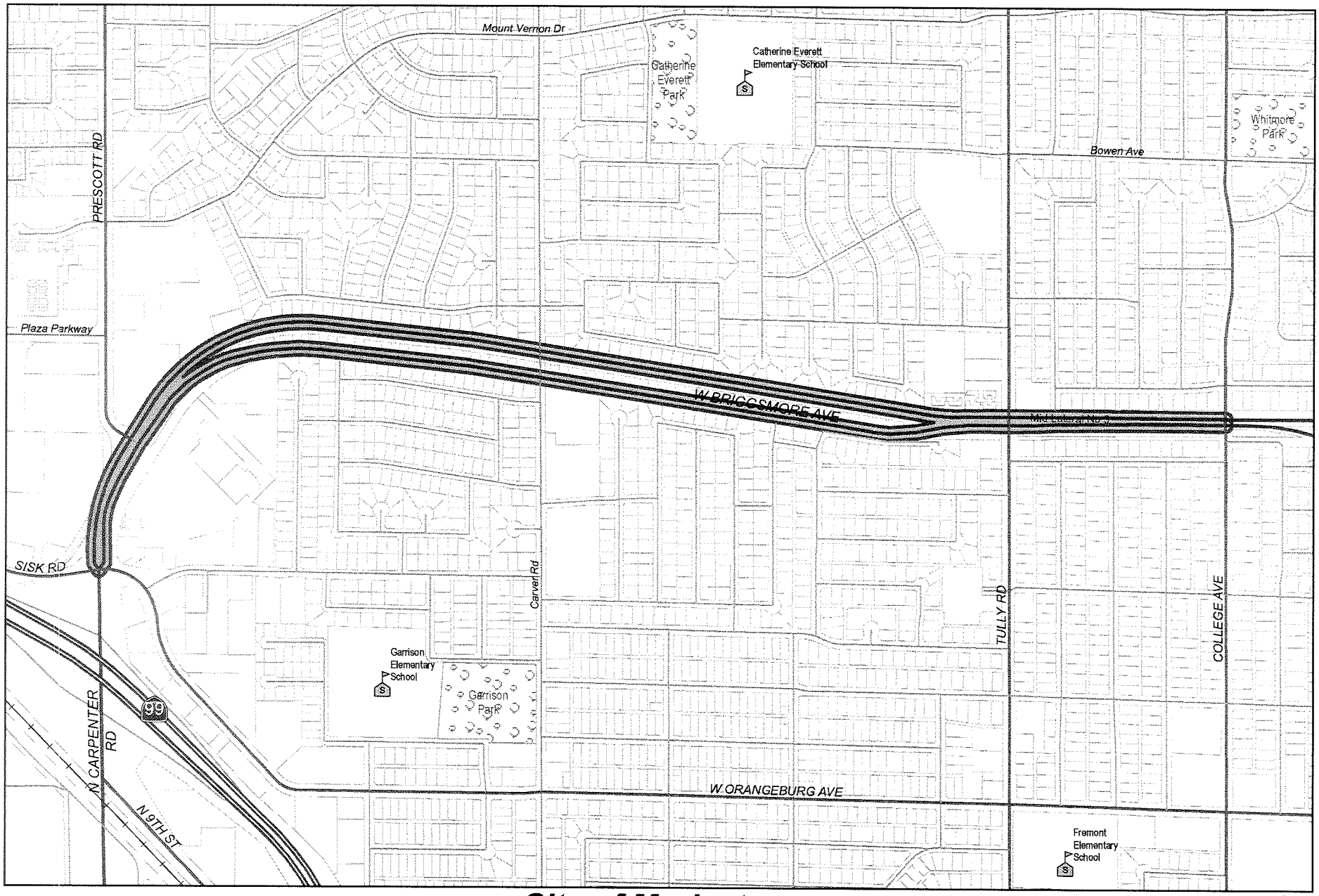

0 700 1,400
Feet

City of Modesto

Project #: 100630

CED - Briggs. from Sisk to McHenry

MODESTO
CALIFORNIA

CED - Briggs. from Sisk to McHenry

100630

Capital Unsponsored

Cost Center:	14999	*Category:*	Traffic Circulation	*Start Date:*	2012
Hosting Fund:	LTF - Street and Roads Fund-1510	*Type Class:*	Major Street Improvements	*End Date:*	2014
Element Listing:	Comm Svcs & Fac	*Area:*	Within City	*Status:*	Active
Classification:	Maintenance	*Manager:*	Dion, Victoria Michelle	*Const. Code:*	Not Awarded

Proj Desc: This is a federally funded pavement rehabilitation project to resurface portions of Briggsmore Ave. between Sisk and McHenry. The existing structural section will be analyzed to determine what treatment will be needed to improve the condition of the street. It is expected that this project will include a resurfacing and possible digouts in failed areas.

Federal project number is STPL-5059 (188).

Proj Stat: Survey is complete. Design has begun.

Revenues	Budget	Actuals+Commit	Available	Prop. Inc./Dec. for 13-14	Bud + Prop. Incr/Decr	Avail.+ Prop. Incr/Decr	14-15	15-16	16-17	17-18	Total Budgeted up to 2018
42110 Intergov - State - CA Department of Transportation	221,325	6,791	214,534	1,517,863	1,739,188	1,732,397	0	0	0	0	1,739,188
61510 Transfer In from Fund 1510	28,675	0	28,675	196,655	225,330	225,330	0	0	0	0	225,330
Revenue Totals:	250,000	6,791	243,209	1,714,518	1,964,518	1,957,727	0	0	0	0	2,024,518

Expenditures	Budget	Actual+Commit	Available	Prop. Inc./Dec. for 13-14	Budget+Prop. Inc./Dec.	Avail.+Prop. Inc./Dec.	14-15	15-16	16-17	17-18	Total Budgeted up to 2018
CA Construction Admin	0	0	0	137,161	137,161	137,161	0	0	0	0	137,161
CON Construction	0	0	0	1,371,614	1,371,614	1,371,614	0	0	0	0	1,371,614
CTGY Contingency	0	0	0	205,742	205,742	205,742	0	0	0	0	205,742
EDA Eng/Design/Admin	250,000	90,446	159,554	0	250,000	159,554	0	0	0	0	250,000
Expenditure Totals:	250,000	90,446	159,554	1,714,517	1,964,517	1,874,071	0	0	0	0	1,964,517

Fund Balance Required	Budget+Prop. Inc./Dec.	Available+Prop. Inc./Dec.
LTF - Street and Roads Fund-1510	-1	-83,656

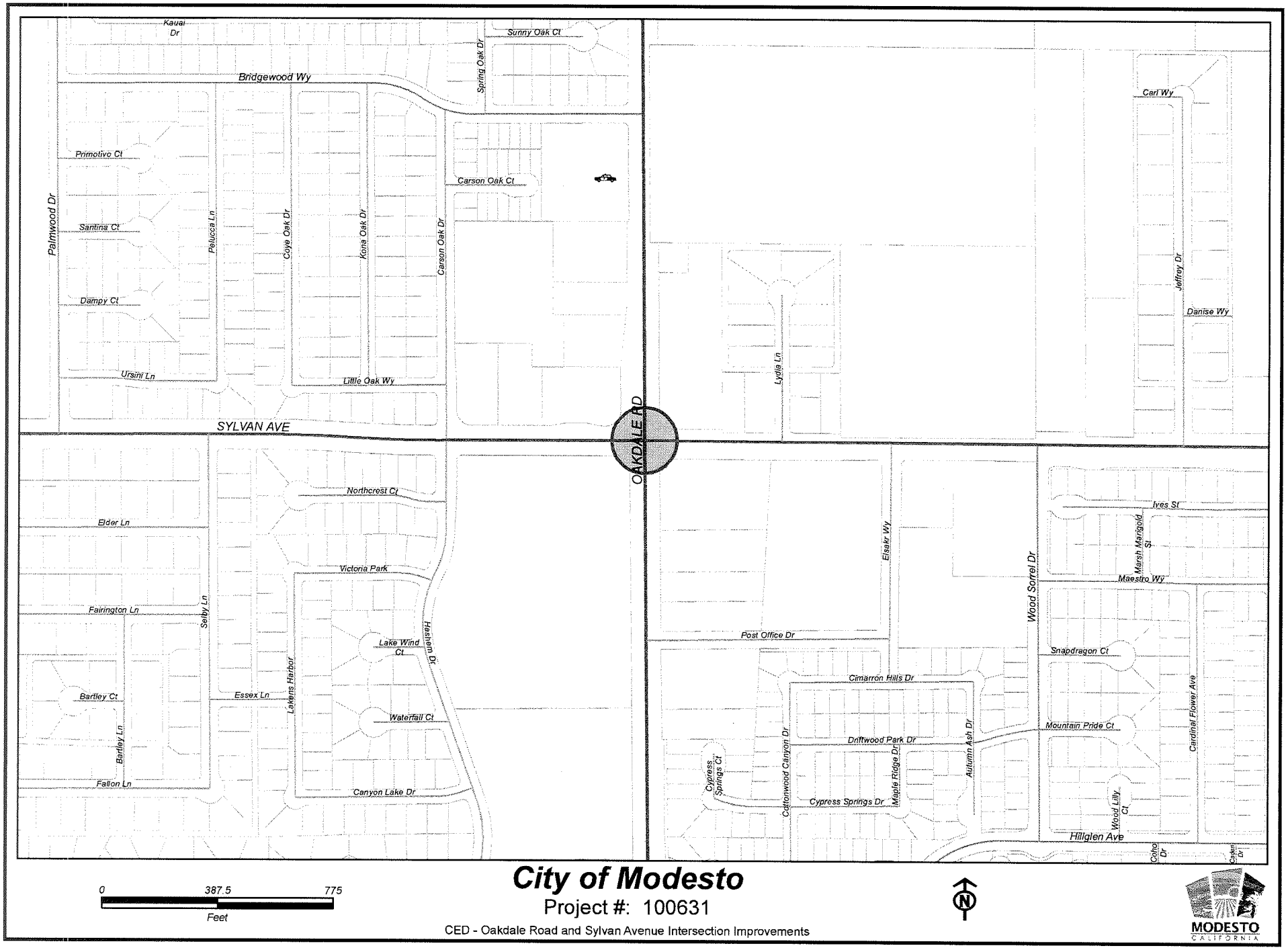

City of Modesto

Project #: 100631

CED - Oakdale Road and Sylvan Avenue Intersection Improvements

MODESTO
CALIFORNIA

CED - Oakdale Road and Sylvan Avenue Intersection Improvements

100631

Capital Unsponsored

Cost Center: 14999
Hosting Fund: Streets Capital Facility Fee Fund-3410
Element Listing: Comm Dev
Classification: Improvements

Category: Traffic Circulation
Type Class: Intersection Upgrade
Area: Within City
Manager: Sandhu, Balhar

Start Date: 2011
End Date: 2014
Status: Active
Const. Code: New or Future

Proj Desc: Construct right turn lane and bus turnout.

Proj Stat: Preliminary engineering (PE) phase - 75%. Right-of-way Acquisition - 10%.

Revenues	Budget	Actuals+Commit	Available	Prop. Inc./Dec. for 13-14	Bud + Prop. Incr/Decr	Avail.+ Prop. Incr/Decr	14-15	15-16	16-17	17-18	Total Budgeted up to 2018
42110 Intergov - State - CA Department of Transportation	1,995,120	50,616	1,944,504	-1,245,120	750,000	699,384	0	0	0	0	750,000
Revenue Totals:	1,995,120	50,616	1,944,504	-1,245,120	750,000	699,384	0	0	0	0	750,000

Expenditures	Budget	Actual+Commit	Available	Prop. Inc./Dec. for 13-14	Budget+Prop. Inc./Dec.	Avail.+Prop. Inc./Dec.	14-15	15-16	16-17	17-18	Total Budgeted up to 2018
CON Construction	1,245,120	0	1,245,120	-1,245,120	0	0	0	0	0	0	0
EDA Eng/Design/Admin	300,000	87,496	212,504	0	300,000	212,504	0	0	0	0	300,000
LA Land Acquistion	300,000	1,400	298,600	0	300,000	298,600	0	0	0	0	300,000
UE Utility and EIR	150,000	148	149,852	0	150,000	149,852	0	0	0	0	150,000
Expenditure Totals:	1,995,120	89,043	1,906,077	-1,245,120	750,000	660,957	0	0	0	0	750,000

Fund Balance Required	Budget+Prop. Inc./Dec.	Available+Prop. Inc./Dec.
Streets Capital Facility Fee Fund-3410	0	-38,427

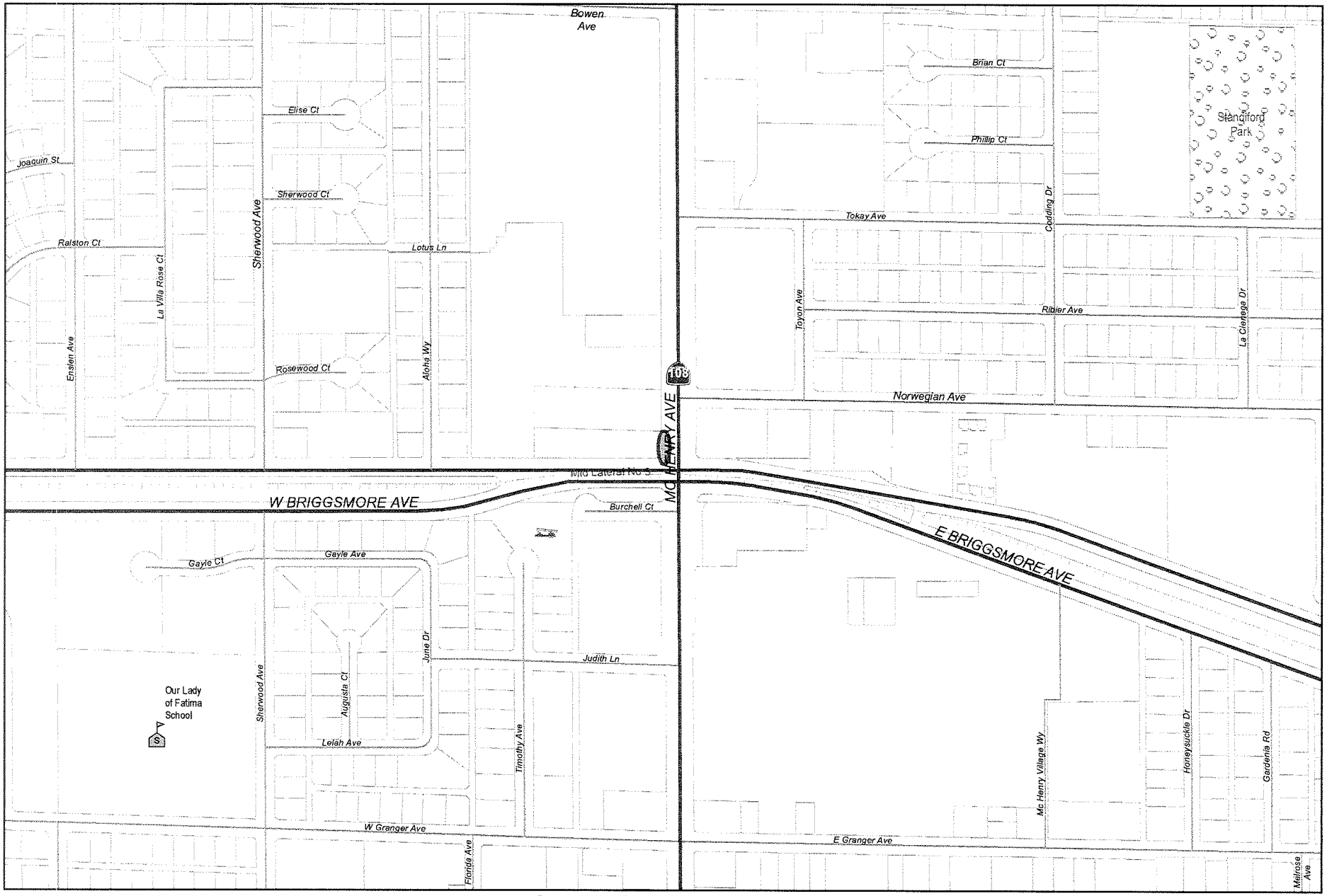

0 387.5 775
Feet

City of Modesto

Project #: 100632

CED - Right Turn Lane Southbound McHenry Ave to Westbound Briggsmore Ave

MODESTO
CALIFORNIA

CED - Right Turn Lane Southbound McHenry Ave to Westbound Briggsmore Ave

100632

Capital Unsponsored

Cost Center:	14999	*Category:*	Traffic Circulation	*Start Date:*	2011
Hosting Fund:	Streets Capital Facility Fee Fund-3410	*Type Class:*	Intersection Upgrade	*End Date:*	2015
Element Listing:	Comm Dev	*Area:*	Within City	*Status:*	Active
Classification:	Improvements	*Manager:*	Covolo, Charles	*Const. Code:*	New or Future

Proj Desc: This project provides funding to widen and install right turn lane at southbound McHenry Avenue to westbound Briggsmore Avenue. The work to be done includes curb, gutter, sidewalk, traffic signal modifications and paveing to add right-turn lane.

Additional Project Status: Construction not to begin until funding is received.

Proj Stat: Project construction drawing & specifications - 40% complete. MID dry utility design - complete. AT&T working on design. Agreements to enter & construct w/ adjacent property owners almost complete. Staff to begin land acquisition.

Revenues	Budget	Actuals+Commit	Available	Prop. Inc./Dec. for 13-14	Bud + Prop. Incr/Decr	Avail.+ Prop. Incr/Decr	14-15	15-16	16-17	17-18	Total Budgeted up to 2018
42110 Intergov - State - CA Department of Transportation	310,000	45,294	264,707	0	310,000	264,707	0	0	0	0	310,000
Revenue Totals:	310,000	45,294	264,707	0	310,000	264,707	0	0	0	0	310,000

Expenditures	Budget	Actual+Commit	Available	Prop. Inc./Dec. for 13-14	Budget+Prop. Inc./Dec.	Avail.+Prop. Inc./Dec.	14-15	15-16	16-17	17-18	Total Budgeted up to 2018
EDA Eng/Design/Admin	125,000	62,766	62,234	0	125,000	62,234	0	0	0	0	125,000
LA Land Acquistion	95,000	841	94,159	0	95,000	94,159	0	0	0	0	95,000
UE Utility and EIR	90,000	0	90,000	0	90,000	90,000	0	0	0	0	90,000
Expenditure Totals:	310,000	63,607	246,393	0	310,000	246,393	0	0	0	0	310,000

Fund Balance Required	Budget+Prop. Inc./Dec.	Available+Prop. Inc./Dec.
Streets Capital Facility Fee Fund-3410	0	-18,314

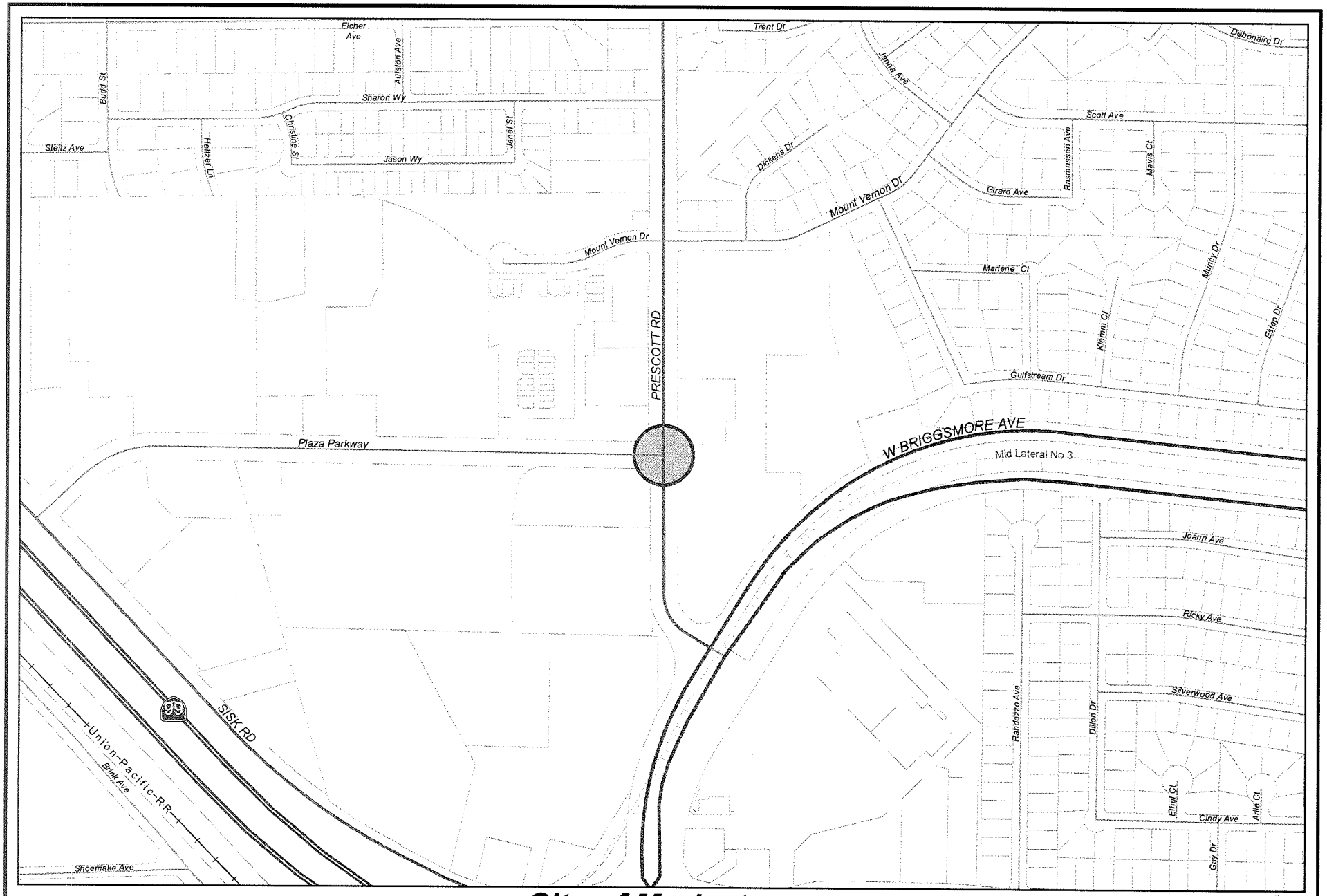

0 387.5 775
Feet

City of Modesto

Project #: 100633

CED - Right Turn Lane at Prescott and Plaza Parkway

MODESTO
CALIFORNIA

CED - Right Turn Lane at Prescott and Plaza Parkway

100633

Capital Unsponsored

Cost Center:	14999	*Category:*	Traffic Circulation	*Start Date:*	2011
Hosting Fund:	Capital Grants - Streets CIP Projects-3160	*Type Class:*	Intersection Upgrade	*End Date:*	2015
Element Listing:	Comm Dev	*Area:*	Within City	*Status:*	New
Classification:	Improvements	*Manager:*	Covolo, Charles	*Const. Code:*	New or Future

Proj Desc: Widen and install right turn lane at southbound Prescott Road to westbound Plaza Parkway. The work to be done include curb, gutter, sidewalk, traffic signal modification and paving to add right-turn lane.

Proj Stat: Project construction drawings & project specifications are 99% complete. Dry utility relocation anticipated to start Spring 2013; street construction to be completed end of 2013.

Revenues	Budget	Actuals+Commit	Available	Prop. Inc./Dec. for 13-14	Bud + Prop. Incr/Decr	Avail.+ Prop. Incr/Decr	14-15	15-16	16-17	17-18	Total Budgeted up to 2018
42110 Intergov - State - CA Department of Transportation	175,000	34,112	140,888	0	175,000	140,888	0	0	0	0	175,000
61700 Transfer In from Fund 1700	0	0	0	106,130	106,130	106,130	0	0	0	0	106,130
61720 Transfer In from Fund 1720	106,130	0	106,130	-106,130	0	0	0	0	0	0	0
Revenue Totals:	281,130	34,112	247,018	0	281,130	247,018	0	0	0	0	281,130

Expenditures	Budget	Actual+Commit	Available	Prop. Inc./Dec. for 13-14	Budget+Prop . Inc./Dec.	Avail.+Prop. Inc./Dec.	14-15	15-16	16-17	17-18	Total Budgeted up to 2018
CON Construction	0	0	0	0	0	0	0	0	0	0	0
EDA Eng/Design/Admin	60,000	49,954	10,046	0	60,000	10,046	0	0	0	0	60,000
UE Utility and EIR	221,130	5,868	215,262	0	221,130	215,262	0	0	0	0	221,130
Expenditure Totals:	281,130	55,823	225,307	0	281,130	225,307	0	0	0	0	281,130

Fund Balance Required	Budget+Prop. Inc./Dec.	Available+Prop. Inc./Dec.
Capital Grants - Streets CIP Projects-3160	0	-21,711

0 387.5 775
Feet

City of Modesto

Project #: 100634

CED - Upgrade Traffic Signals - 2013

MODESTO CALIFORNIA

CED - Upgrade Traffic Signals - 2013

100634

Capital Unsponsored

Cost Center: 14999
Hosting Fund: Capital Grants - Streets CIP Projects-3160
Element Listing: Comm Dev
Classification: Improvements

Category: Traffic Circulation
Type Class: Traffic Signals
Area: Within City
Manager: Murphy, Mark G

Start Date: 2012
End Date: 2014
Status: New
Const. Code: New or Future

Proj Desc: Upgrade traffic signals at 9th @ B, 7th @ G, 7th @ H and 7th @ I Streets. Make ADA compliant, install pedestrian push buttons, indications, and vehicle detector loops.

Proj Stat: Design started 5% complete.

Revenues	Budget	Actuals+Commit	Available	Prop. Inc./Dec. for 13-14	Bud + Prop. Incr/Decr	Avail.+ Prop. Incr/Decr	14-15	15-16	16-17	17-18	Total Budgeted up to 2018
42110 Intergov - State - CA Department of Transportation	77,000	2,801	74,199	0	77,000	74,199	0	0	0	0	77,000
Revenue Totals:	77,000	2,801	74,199	0	77,000	74,199	0	0	0	0	77,000

Expenditures	Budget	Actual+Commit	Available	Prop. Inc./Dec. for 13-14	Budget+Prop. Inc./Dec.	Avail.+Prop. Inc./Dec.	14-15	15-16	16-17	17-18	Total Budgeted up to 2018
EDA Eng/Design/Admin	77,000	3,423	73,577	0	77,000	73,577	0	0	0	0	77,000
Expenditure Totals:	77,000	3,423	73,577	0	77,000	73,577	0	0	0	0	77,000

Fund Balance Required	Budget+Prop. Inc./Dec.	Available+Prop. Inc./Dec.
Capital Grants - Streets CIP Projects-3160	0	-623

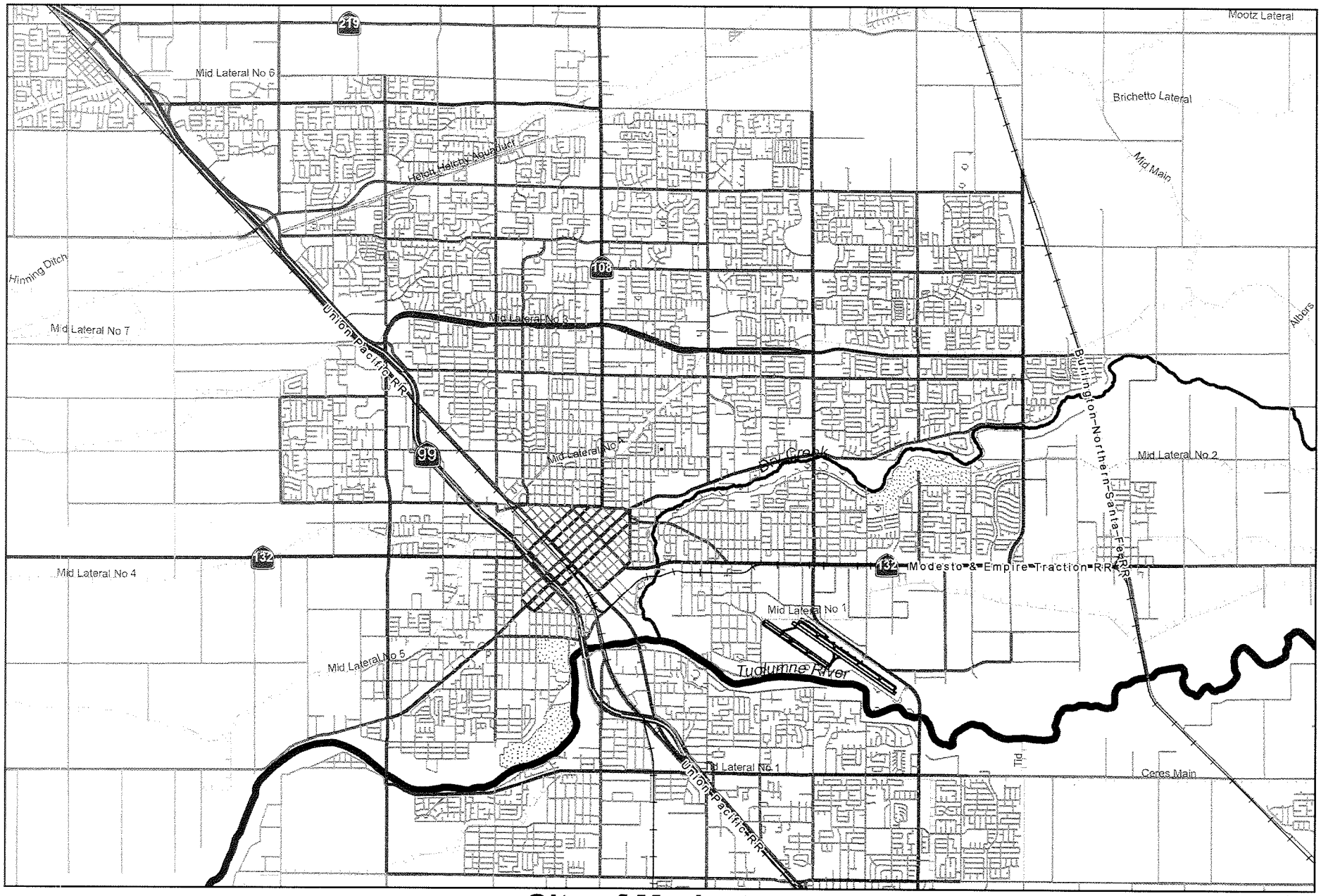

City of Modesto

Project #: 100635

CED - Traffic Model Maintenance

MODESTO
CALIFORNIA

CED - Traffic Model Maintenance

100635

Capital Unsponsored

Cost Center:	14999	*Category:*	Traffic Circulation	*Start Date:*	2011
Hosting Fund:	Streets Capital Facility Fee Fund-3410	*Type Class:*	Intersection Upgrade	*End Date:*	2015
Element Listing:	Comm Dev	*Area:*	Within City	*Status:*	Active
Classification:	Improvements	*Manager:*	Wang, Haiyan	*Const. Code:*	New or Future

Proj Desc: This project will update the City of Modesto's Traffic Model. In addition, it will include a Traffice Counting Program that will be used for the maintenance of the Traffic Model and other traffic flow improvement projects.

Proj Stat: Project has been started and coordination with the StanCOG Traffic Model Update is underway. Funding for this project comes from a 100% CMAQ Grant.

Revenues	Budget	Actuals+Commit	Available	Prop. Inc./Dec. for 13-14	Bud + Prop. Incr/Decr	Avail.+ Prop. Incr/Decr	14-15	15-16	16-17	17-18	Total Budgeted up to 2018
42110 Intergov - State - CA Department of Transportation	400,000	39,527	360,473	0	400,000	360,473	0	0	0	0	400,000
Revenue Totals:	400,000	39,527	360,473	0	400,000	360,473	0	0	0	0	400,000

Expenditures	Budget	Actual+Commit	Available	Prop. Inc./Dec. for 13-14	Budget+Prop. Inc./Dec.	Avail.+Prop. Inc./Dec.	14-15	15-16	16-17	17-18	Total Budgeted up to 2018
CCF City Construct Force	335,000	74,124	260,876	0	335,000	260,876	0	0	0	0	335,000
CON Construction	65,000	7,364	57,636	0	65,000	57,636	0	0	0	0	65,000
Expenditure Totals:	400,000	81,489	318,511	0	400,000	318,511	0	0	0	0	400,000

Fund Balance Required	Budget+Prop. Inc./Dec.	Available+Prop. Inc./Dec.
Streets Capital Facility Fee Fund-3410	0	-41,962

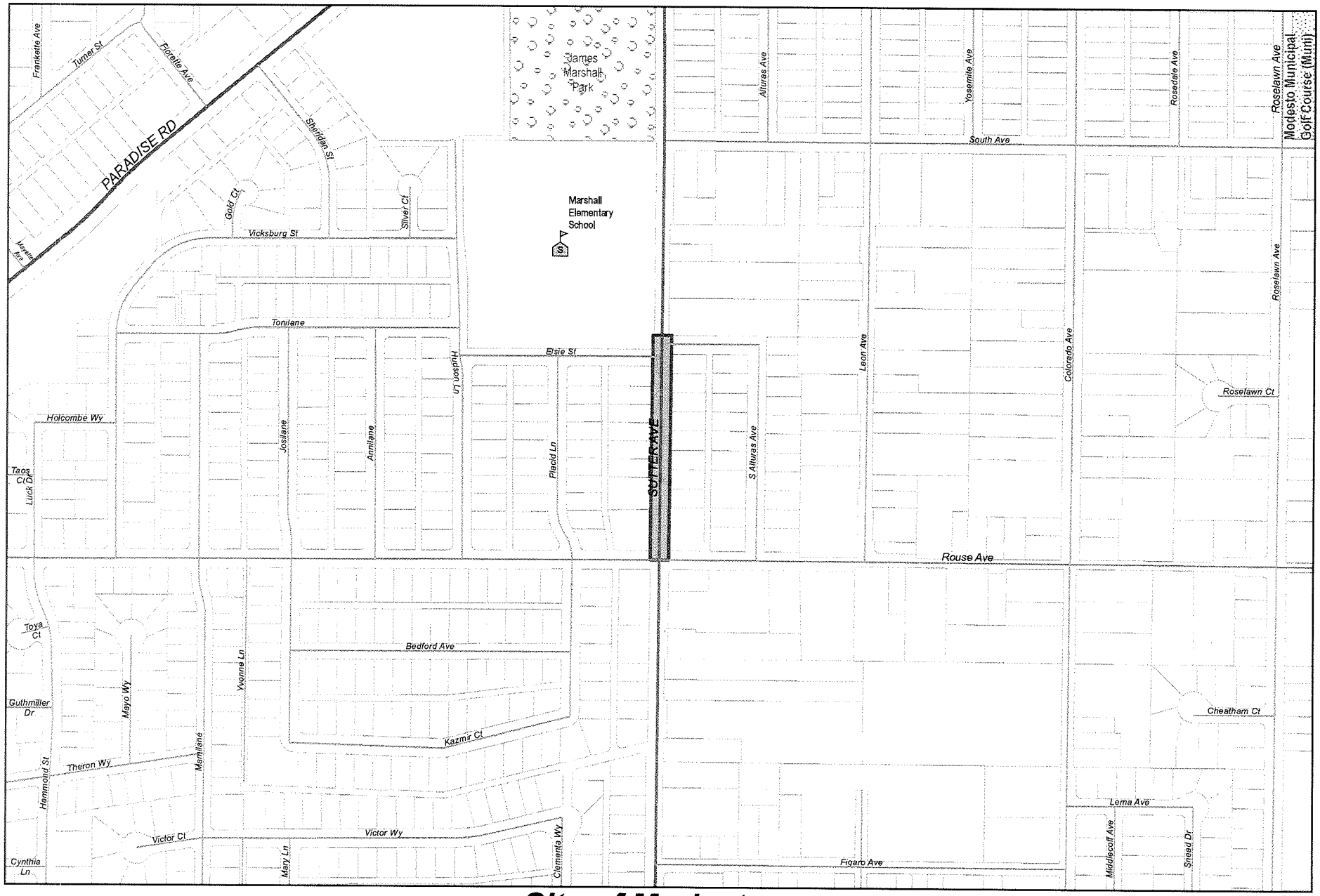

0 387.5 775
Feet

City of Modesto

Project #: 100652

CED - Street Improvements on the East Side of Sutter Avenue

N

MODESTO
CALIFORNIA

CED - Street Improvements on the East Side of Sutter Avenue

100652

Capital Unsponsored

Cost Center: 14999
Hosting Fund: Capital Grants - Streets CIP Projects-3160
Element Listing: Comm Svcs & Fac
Classification: Improvements

Category: Traffic Circulation
Type Class: Street Sidewalk Projects
Area: Within City
Manager: Barnes, Jeffrey L

Start Date: 2011
End Date: 2014
Status: New
Const. Code: New or Future

Proj Desc: This project will provide curb, gutter, sidewalk and a lighted crosswalk on Sutter Avenue near Marshall School.

Proj Stat: Design and specifications completed. Bidding and construction is planned for 2013.

Revenues	Budget	Actuals+Commit	Available	Prop. Inc./Dec. for 13-14	Bud + Prop. Incr/Decr	Avail.+ Prop. Incr/Decr	14-15	15-16	16-17	17-18	Total Budgeted up to 2018
42111 Intergov - State - CA Department of Transportation	423,376	23,540	399,836	0	423,376	399,836	0	0	0	0	423,376
42301 Intergov - County Contribution	23,521	0	23,521	0	23,521	23,521	0	0	0	0	23,521
61700 Transfer In from Fund 1700	23,521	3,140	20,381	0	23,521	20,381	0	0	0	0	23,521
Revenue Totals:	470,418	26,681	443,737	0	470,418	443,737	0	0	0	0	870,418

Expenditures	Budget	Actual+Commit	Available	Prop. Inc./Dec. for 13-14	Budget+Prop. Inc./Dec.	Avail.+Prop. Inc./Dec.	14-15	15-16	16-17	17-18	Total Budgeted up to 2018
CA Construction Admin	35,137	345	34,792	0	35,137	34,792	0	0	0	0	35,137
CON Construction	347,579	0	347,579	0	347,579	347,579	0	0	0	0	347,579
CTGY-CIP Contingency - CIP	34,758	0	34,758	0	34,758	34,758	0	0	0	0	34,758
EDA Eng/Design/Admin	52,944	49,992	2,952	0	52,944	2,952	0	0	0	0	52,944
Expenditure Totals:	470,418	50,336	420,082	0	470,418	420,082	0	0	0	0	470,418

Fund Balance Required	Budget+Prop. Inc./Dec.	Available+Prop. Inc./Dec.
Capital Grants - Streets CIP Projects-3160	0	-23,656

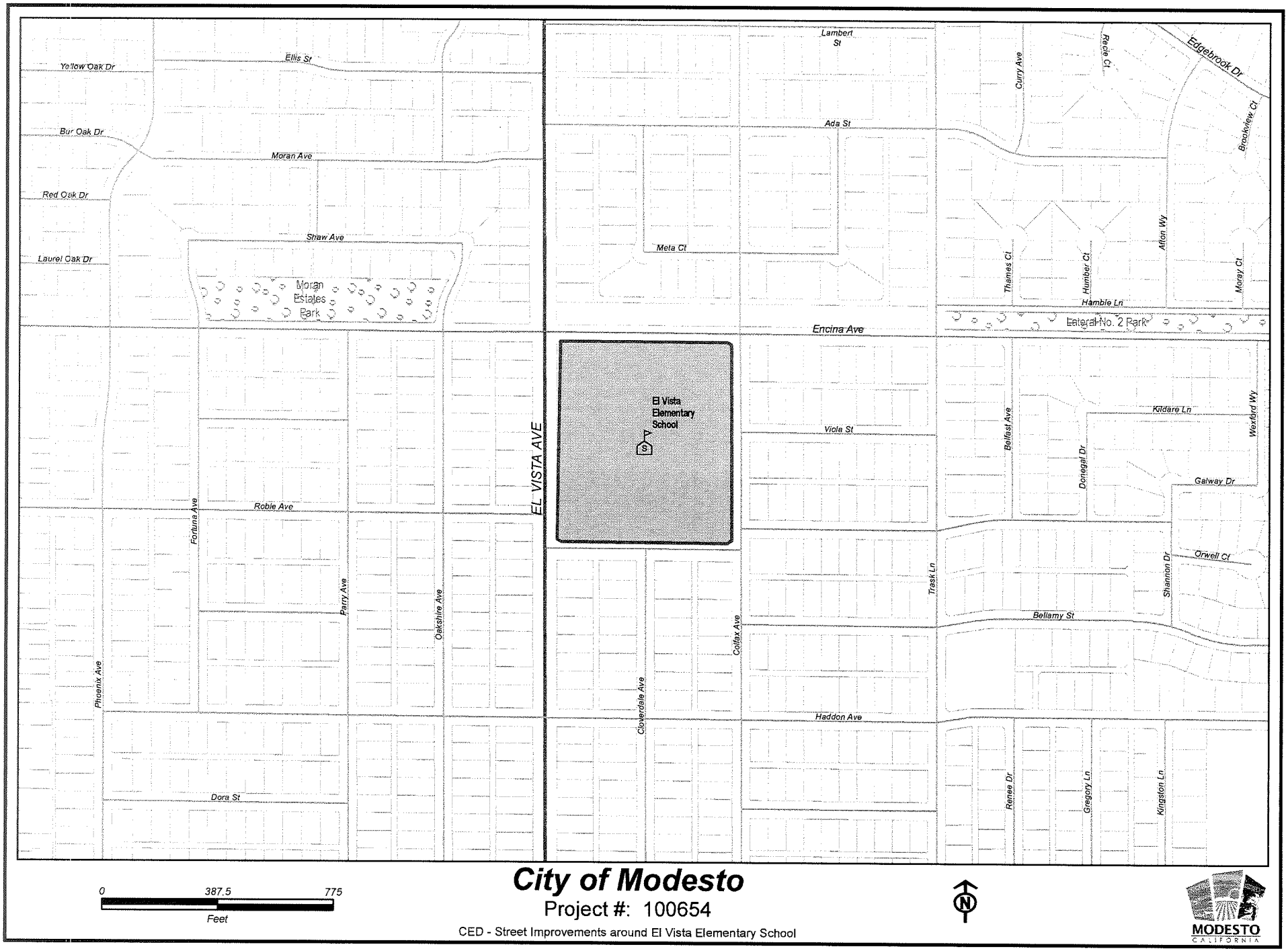
Yellow Oak Dr
Ellis St
Bur Oak Dr
Moran Ave
Red Oak Dr
Shaw Ave
Laurel Oak Dr
Moran Estates Park
Lambert St
Ada St
Meta Ct
Curry Ave
Recie Ct
Edgebrook Dr
Brookview Ct
Thames Ct
Humber Ct
Alfon Wy
Moray Ct
Hamble Ln
Lateral No. 2 Park
Encina Ave
El Vista Elementary School
EL VISTA AVE
Viole St
Belfast Ave
Donegal Dr
Kildare Ln
Wexford Wy
Galway Dr
Roble Ave
Fortuna Ave
Perry Ave
Oakshire Ave
Trask Ln
Orwell Ct
Shannon Dr
Bellamy St
Phoenix Ave
Cloverdale Ave
Colfax Ave
Haddon Ave
Dora St
Renee Dr
Gregory Ln
Kingston Ln
0
387.5
775
Feet
City of Modesto
Project #: 100654
CED - Street Improvements around El Vista Elementary School
N
MODESTO
CALIFORNIA

CED - Street Improvements around El Vista Elementary School

100654

Capital Unsponsored

Cost Center:	14999	*Category:*	Traffic Circulation	*Start Date:*	2011
Hosting Fund:	Capital Grants - Streets CIP Projects-3160	*Type Class:*	Street Sidewalk Projects	*End Date:*	2014
Element Listing:	Comm Svcs & Fac	*Area:*	Within City	*Status:*	New
Classification:	Improvements	*Manager:*	Barnes, Jeffrey L	*Const. Code:*	New or Future

Proj Desc: This project will provide curb, gutter and sidewalks on portions of Roble Avenue, Violet Avenue and Trask Lane east of El Vista School.

Proj Stat: Design 95% complete and specification will start soon. Bidding and construction planned in 2013.

Revenues	Budget	Actuals+Commit	Available	Prop. Inc./Dec. for 13-14	Bud + Prop. Incr/Decr	Avail.+ Prop. Incr/Decr	14-15	15-16	16-17	17-18	Total Budgeted up to 2018
42110 Intergov - State - CA Department of Transportation	362,530	19,210	343,320	0	362,530	343,320	0	0	0	0	362,530
61700 Transfer In from Fund 1700	40,281	6,905	33,376	0	40,281	33,376	0	0	0	0	40,281
Revenue Totals:	402,811	26,115	376,696	0	402,811	376,696	0	0	0	0	402,811

Expenditures	Budget	Actual+Commit	Available	Prop. Inc./Dec. for 13-14	Budget+Prop . Inc./Dec.	Avail.+Prop. Inc./Dec.	14-15	15-16	16-17	17-18	Total Budgeted up to 2018
CA Construction Admin	33,500	1,207	32,293	0	33,500	32,293	0	0	0	0	33,500
CON Construction	281,043	0	281,043	0	281,043	281,043	0	0	0	0	281,043
CTGY-CIP Contingency - CIP	28,100	0	28,100	0	28,100	28,100	0	0	0	0	28,100
EDA Eng/Design/Admin	60,168	51,497	8,672	0	60,168	8,672	0	0	0	0	60,168
Expenditure Totals:	402,811	52,703	350,108	0	402,811	350,108	0	0	0	0	402,811

Fund Balance Required	Budget+Prop. Inc./Dec.	Available+Prop . Inc./Dec.
Capital Grants - Streets CIP Projects-3160	0	-26,588

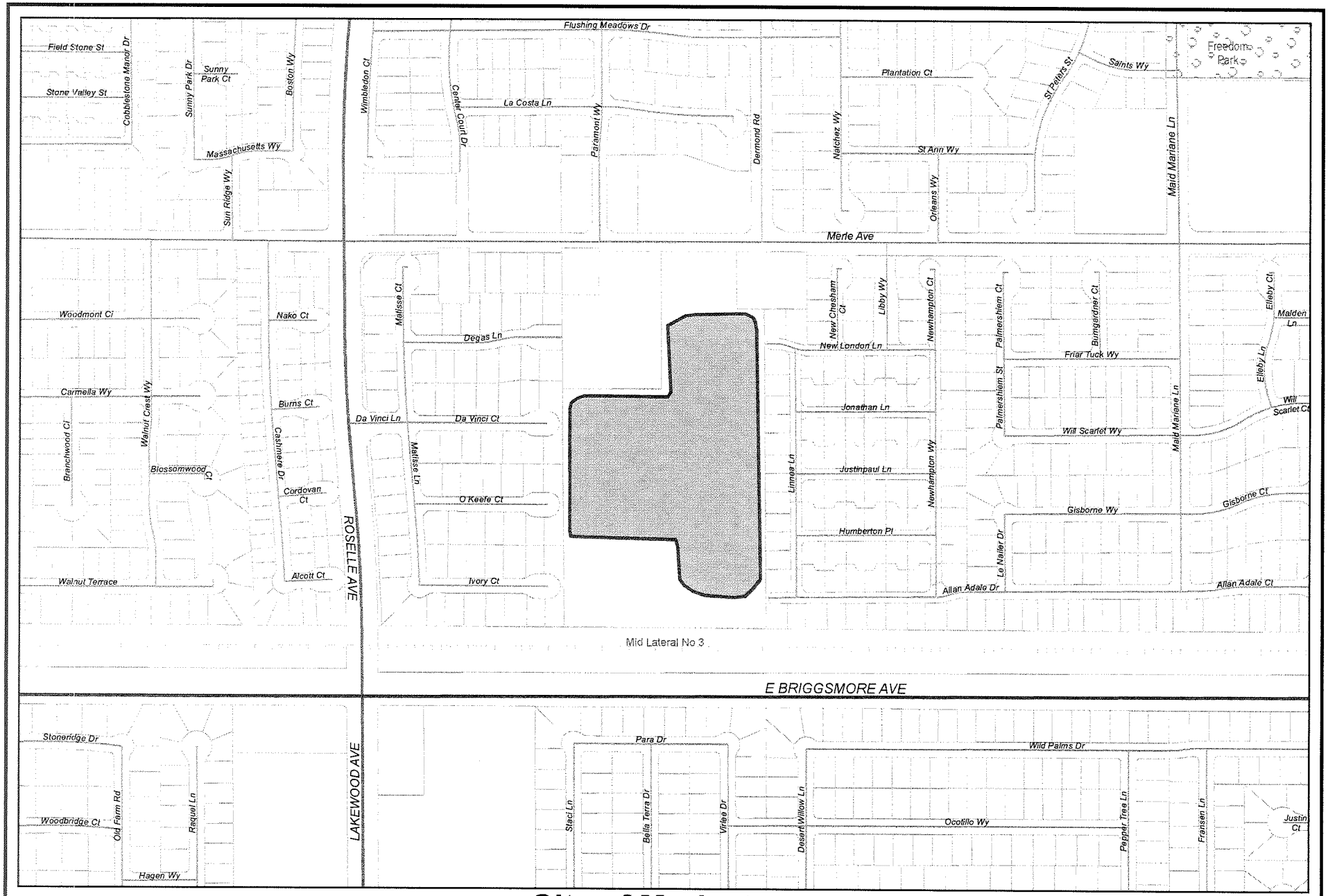

0 387.5 775
Feet

City of Modesto

Project #: 100700

Village One Central Basin Erosion Control

MODESTO
CALIFORNIA

Village One Central Basin Erosion Control

100700

Capital Unsponsored

Cost Center: 14999
Hosting Fund: Village One #2 CFD Fund-3290
Element Listing: Comm Svcs & Fac
Classification: Maintenance

Category: CFD Storm Drainage
Type Class: Maintenance
Area: Village One
Manager: Dion, Victoria Michelle

Start Date: 2012
End Date: 2013
Status: Active
Const. Code: Construction Completed

Proj Desc: This project will provide for maintenance of the Village One Central Basin Erosion Control

Proj Stat: The basin was regraded in April 2012 and hydroseeded in October 2012.

Expenditures	Budget	Actual+Commit	Available	Prop. Inc./Dec. for 13-14	Budget+Prop. Inc./Dec.	Avail.+Prop. Inc./Dec.	14-15	15-16	16-17	17-18	Total Budgeted up to 2018
CCF City Construct Force	100,000	57,255	42,745	0	100,000	42,745	0	0	0	0	100,000
EDA Eng/Design/Admin	25,000	18,140	6,860	0	25,000	6,860	0	0	0	0	25,000
Expenditure Totals:	125,000	75,396	49,604	0	125,000	49,604	0	0	0	0	125,000

Fund Balance Required	Budget+Prop. Inc./Dec.	Available+Prop. Inc./Dec.
Village One #2 CFD Fund-3290	125,000	49,604

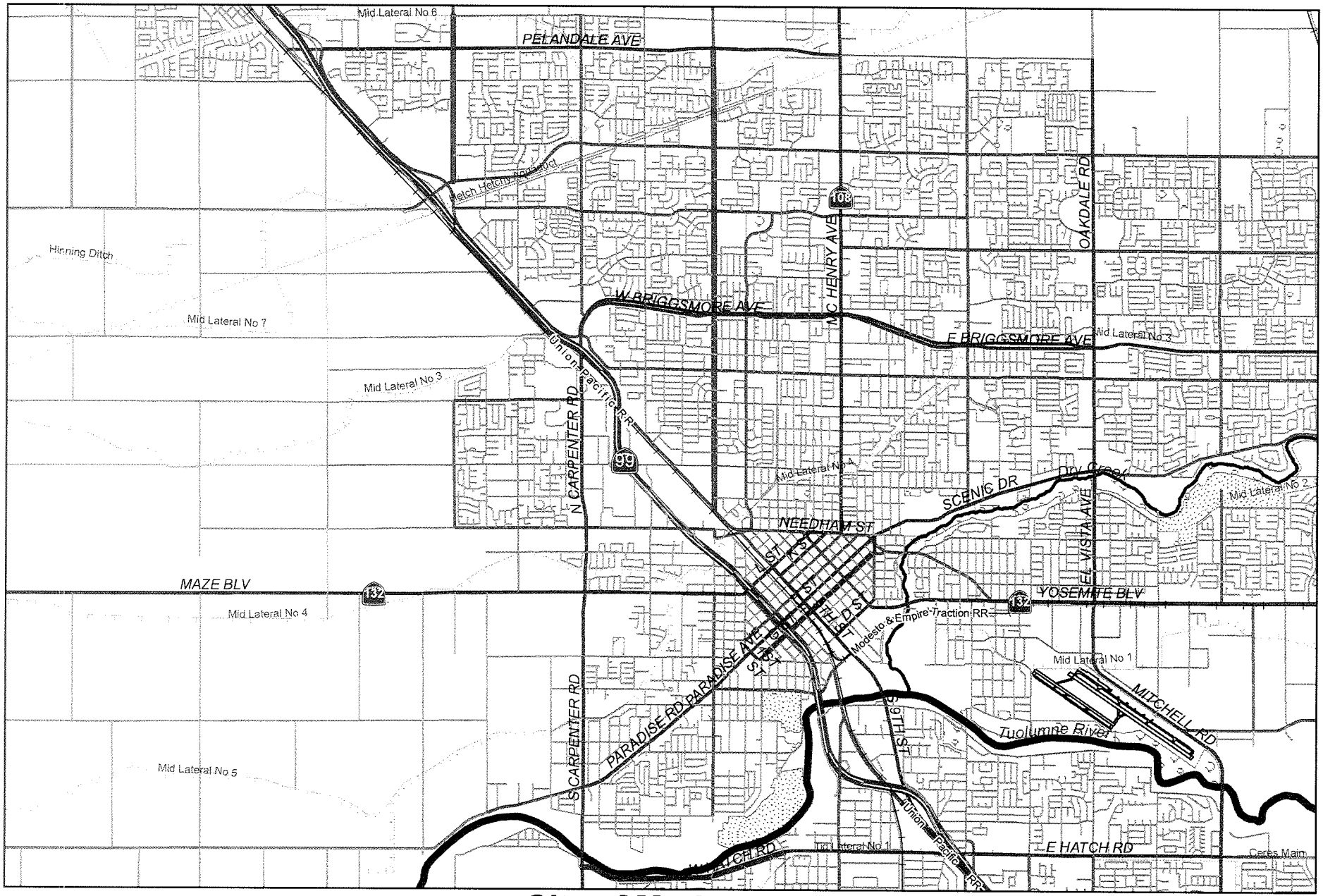

0 4,950 9,900
Feet

City of Modesto

Project #: 100707

CED-2014 Pavement Rehab

MODESTO
CALIFORNIA

CED-2014 Pavement Rehab

100707

Capital Unsponsored

Cost Center:	CED - Projects-14999	*Category:*	Traffic Circulation	*Start Date:*	2012
Hosting Fund:	Capital Grants - Streets CIP Projects-3160	*Type Class:*	Major Street Improvements	*End Date:*	2015
Element Listing:	Comm Svcs & Fac	*Area:*	Within City	*Status:*	Active
Classification:	Improvements	*Manager:*	Dion, Victoria Michelle	*Const. Code:*	Not Awarded

Proj Desc: This is a Federally-funded pavement rehabilitation project utilizing RSTP funds. Streets to be rehabilitated include Tully Road from 9th St. to Pelandale, G St. from 2nd St. to Burney, Dale Road from Bangs to Standiford and Hatch Road from Carpenter to Dallas. Paving limits may be reduced based on available funds. It is expected that this project will include resurfacing and possibly some asphalt overlays. Toll credits will be used in place of match money.

Proj Stat: Design underway.

Revenues	Budget	Actuals+Commit	Available	Prop. Inc./Dec. for 13-14	Bud + Prop. Incr/Decr	Avail.+ Prop. Incr/Decr	14-15	15-16	16-17	17-18	Total Budgeted up to 2018
42110 Intergov - State - CA Department of Transportation	275,000	0	275,000	0	275,000	275,000	1,533,080	0	0	0	1,808,080
Revenue Totals:	275,000	0	275,000	0	275,000	275,000	1,533,080	0	0	0	1,808,080

Expenditures	Budget	Actual+Commit	Available	Prop. Inc./Dec. for 13-14	Budget+Prop. Inc./Dec.	Avail.+Prop. Inc./Dec.	14-15	15-16	16-17	17-18	Total Budgeted up to 2018
CA Construction Admin	0	0	0	0	0	0	127,756	0	0	0	127,756
CON Construction	0	0	0	0	0	0	1,277,567	0	0	0	1,277,567
CTGY Contingency	0	0	0	0	0	0	127,757	0	0	0	127,757
EDA Eng/Design/Admin	275,000	3,069	271,931	0	275,000	271,931	0	0	0	0	275,000
Expenditure Totals:	275,000	3,069	271,931	0	275,000	271,931	1,533,080	0	0	0	1,808,080

Fund Balance Required	Budget+Prop. Inc./Dec.	Available+Prop. Inc./Dec.
Capital Grants - Streets CIP Projects-3160	0	-3,069

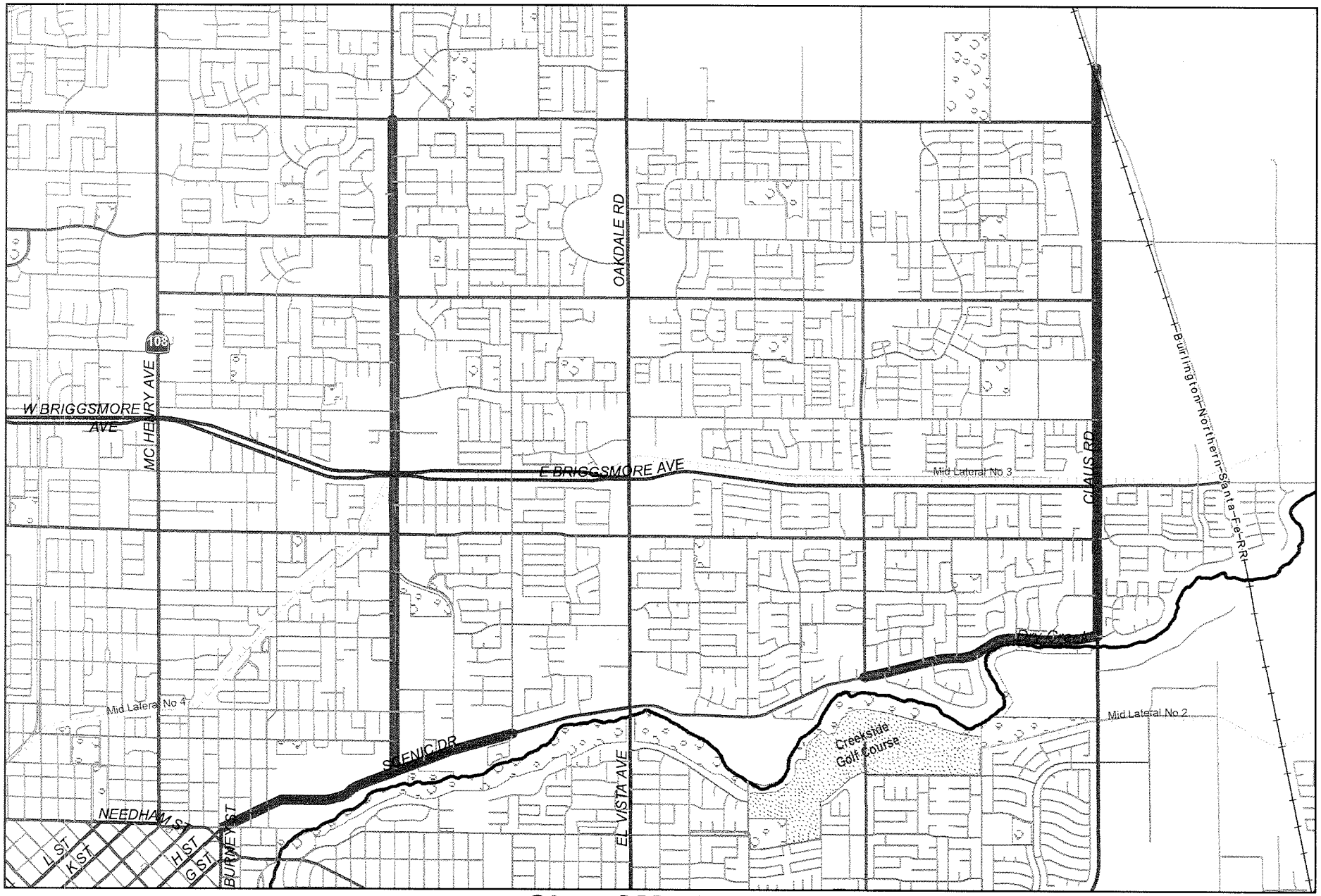

0 2,650 5,300
Feet

City of Modesto

Project #: 100708

CED-2015 Pavement Rehab

N

MODESTO
CALIFORNIA

CED-2015 Pavement Rehab

100708

Capital Unsponsored

Cost Center:	CED - Projects-14999	*Category:*	Traffic Circulation	*Start Date:*	2012
Hosting Fund:	Capital Grants - Streets CIP Projects-3160	*Type Class:*	Major Street Improvements	*End Date:*	2016
Element Listing:	Comm Svcs & Fac	*Area:*	Within City	*Status:*	New
Classification:	Improvements	*Manager:*	Dion, Victoria Michelle	*Const. Code:*	Not Awarded

Proj Desc: This is a federally-funded pavement rehabilitation project utilizing federal RSTP funds. Streets to be rehabilitated include Scenic Avenue from Rose to Downey and from Lakewood to Claus, Claus Road from Scenic to Santa Fe, Coffee Road from Scenic to Sylvan. Paving limits may be reduced based on available funds. It is expected that this project will include some reconstruction, some asphalt overlay and some resurfacing. Toll credits will be used in place of match money for both the design and construction phases.

Proj Stat: Design underway.

Revenues	Budget	Actuals+Commit	Available	Prop. Inc./Dec. for 13-14	Bud + Prop. Incr/Decr	Avail.+ Prop. Incr/Decr	14-15	15-16	16-17	17-18	Total Budgeted up to 2018
42110 Intergov - State - CA Department of Transportation	275,000	0	275,000	0	275,000	275,000	0	1,851,983	0	0	2,126,983
Revenue Totals:	275,000	0	275,000	0	275,000	275,000	0	1,851,983	0	0	2,126,983

Expenditures	Budget	Actual+Commit	Available	Prop. Inc./Dec. for 13-14	Budget+Prop. Inc./Dec.	Avail.+Prop. Inc./Dec.	14-15	15-16	16-17	17-18	Total Budgeted up to 2018
CA Construction Admin	0	0	0	0	0	0	0	154,332	0	0	154,332
CON Construction	0	0	0	0	0	0	0	1,543,319	0	0	1,543,319
CTGY Contingency	0	0	0	0	0	0	0	154,332	0	0	154,332
EDA Eng/Design/Admin	275,000	214	274,786	0	275,000	274,786	0	0	0	0	275,000
Expenditure Totals:	275,000	214	274,786	0	275,000	274,786	0	1,851,983	0	0	2,126,983

Fund Balance Required	Budget+Prop. Inc./Dec.	Available+Prop. Inc./Dec.
Capital Grants - Streets CIP Projects-3160	0	-214

MAP IS CURRENTLY UNAVAILABLE

CED New Traffic Signals - 2013 (CFD Village One # 2)

100719

Capital Unsponsored

Cost Center:	CED - Projects-14999	*Category:*	Traffic Circulation	*Start Date:*	2013
Hosting Fund:	Village One #2 CFD Fund - CIP Projects-3291	*Type Class:*	Traffic Control Devices	*End Date:*	2014
Element Listing:	Comm Dev	*Area:*	Within City	*Status:*	Active
Classification:	Improvements	*Manager:*	Barnes, Jeffrey L	*Const. Code:*	Not Awarded

Proj Desc: This project will design and construct a traffic signal at the Roselle and Belharbour intersection to improve pedestrian crossing safety as well as Belharbour motorists access and safety when they cross or enter Roselle Avenue traffic. This intersection is well used by school pedestrians and it meets the school pedestrian traffic signal warrant.

Proj Stat: CIP Task Force is working on the final intersection selections for new traffic signals.

Revenues	Budget	Actuals+Commit	Available	Prop. Inc./Dec. for 13-14	Bud + Prop. Incr/Decr	Avail.+ Prop. Incr/Decr	14-15	15-16	16-17	17-18	Total Budgeted up to 2018
42110 Intergov - State - CA Department of Transportation	30,000	422	29,578	0	30,000	29,578	0	0	0	0	30,000
Revenue Totals:	30,000	422	29,578	0	30,000	29,578	0	0	0	0	30,000

Expenditures	Budget	Actual+Commit	Available	Prop. Inc./Dec. for 13-14	Budget+Prop . Inc./Dec.	Avail.+Prop. Inc./Dec.	14-15	15-16	16-17	17-18	Total Budgeted up to 2018
EDA Eng/Design/Admin	30,000	2,350	27,650	0	30,000	27,650	0	0	0	0	30,000
Expenditure Totals:	30,000	2,350	27,650	0	30,000	27,650	0	0	0	0	30,000

Fund Balance Required	Budget+Prop. Inc./Dec.	Available+Prop. Inc./Dec.
Village One #2 CFD Fund - CIP Projects-3291	0	-1,928

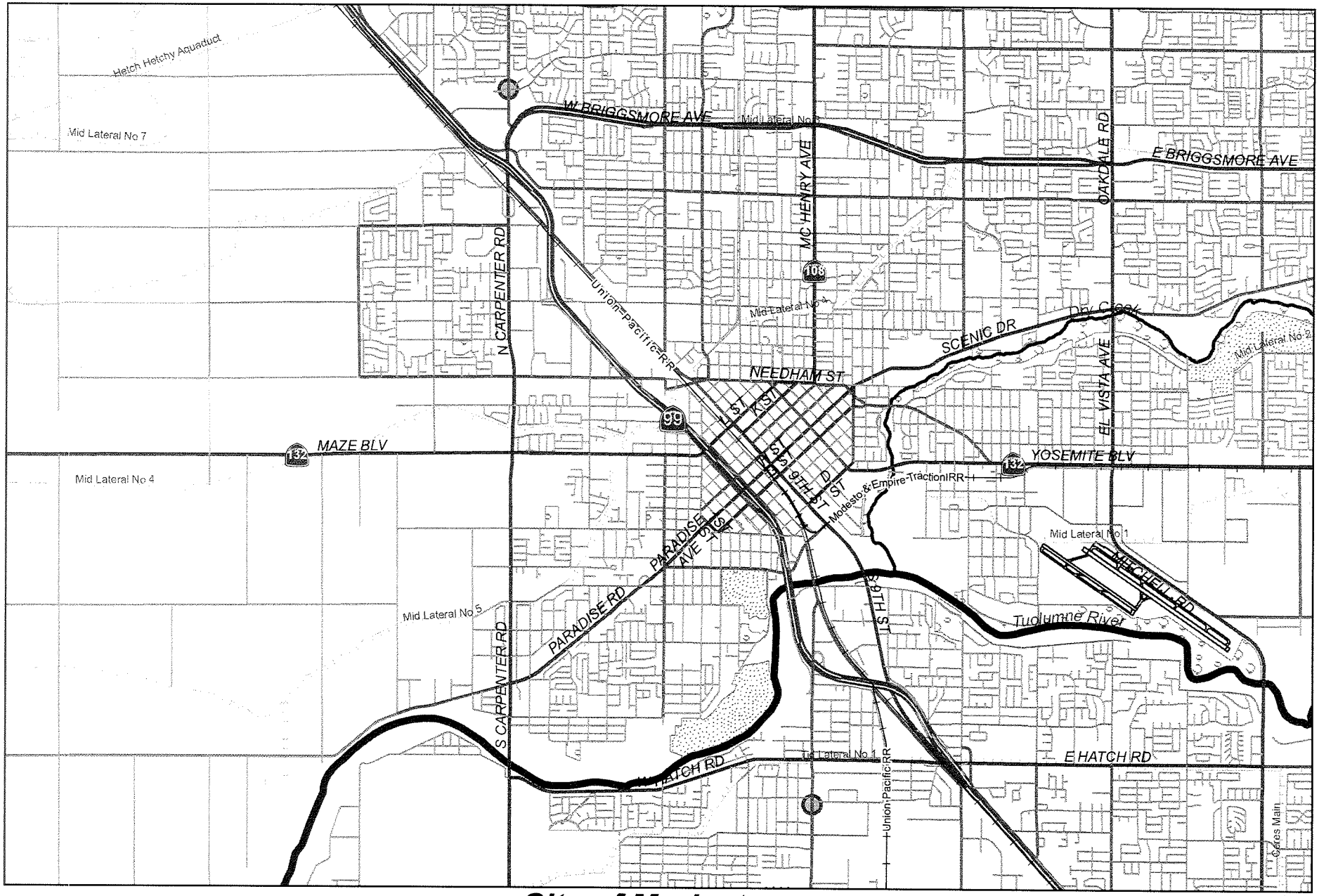

0 4,200 8,400
Feet

City of Modesto

Project #: 100720

CED New Traffic Signals 2013 (Surface Transp Fund) Prescott-Mt. Vernon, Crowslanding Road/Glen Avenue

N

MODESTO
CALIFORNIA

CED New Traffic Signals 2013 (Surface Transp Fund) Prescott-Mt. Vernon, Crowslanding Road/Glen Avenue

100720

Capital Unsponsored

Cost Center:	CED - Projects-14999	*Category:*	Traffic Circulation	*Start Date:*	2012
Hosting Fund:	Capital Grants - Streets CIP Projects-3160	*Type Class:*	Traffic Control Devices	*End Date:*	2014
Element Listing:	Comm Dev	*Area:*	Within City	*Status:*	New
Classification:	Improvements	*Manager:*	Barnes, Jeffrey L	*Const. Code:*	New or Future

Proj Desc: This project provides 100% CMAQ Grant Funding to design traffic signals for Prescott at Mt. Vernon and Floyd at Millbrook.

Staff will coordinate with StanCOG to replace the Floyd/Millbrook Intersection with the Crowslanding Road/Glen Avenue Intersection.

Funding (in the CIP Database) was transferred from project 100719 to this project on 1/14/2013.

Proj Stat: The Prescott at Mt. Vernon signal design has started. The CIP Task Force approved the Crowslanding Road/Glen Avenue Intersection to replace the Floyd at Millbrook Intersection.

Revenues	Budget	Actuals+Commit	Available	Prop. Inc./Dec. for 13-14	Bud + Prop. Incr/Decr	Avail.+ Prop. Incr/Decr	14-15	15-16	16-17	17-18	Total Budgeted up to 2018
42110 Intergov - State - CA Department of Transportation	60,000	842	59,159	30,000	90,000	89,159	0	0	0	0	90,000
Revenue Totals:	60,000	842	59,159	30,000	90,000	89,159	0	0	0	0	90,000

Expenditures	Budget	Actual+Commit	Available	Prop. Inc./Dec. for 13-14	Budget+Prop. Inc./Dec.	Avail.+Prop. Inc./Dec.	14-15	15-16	16-17	17-18	Total Budgeted up to 2018
EDA Eng/Design/Admin	0	0	0	90,000	90,000	90,000	0	0	0	0	90,000
Expenditure Totals:		0	0	90,000	90,000	90,000	0	0	0	0	90,000

Fund Balance Required	Budget+Prop. Inc./Dec.	Available+Prop. Inc./Dec.
Capital Grants - Streets CIP Projects-3160	0	842

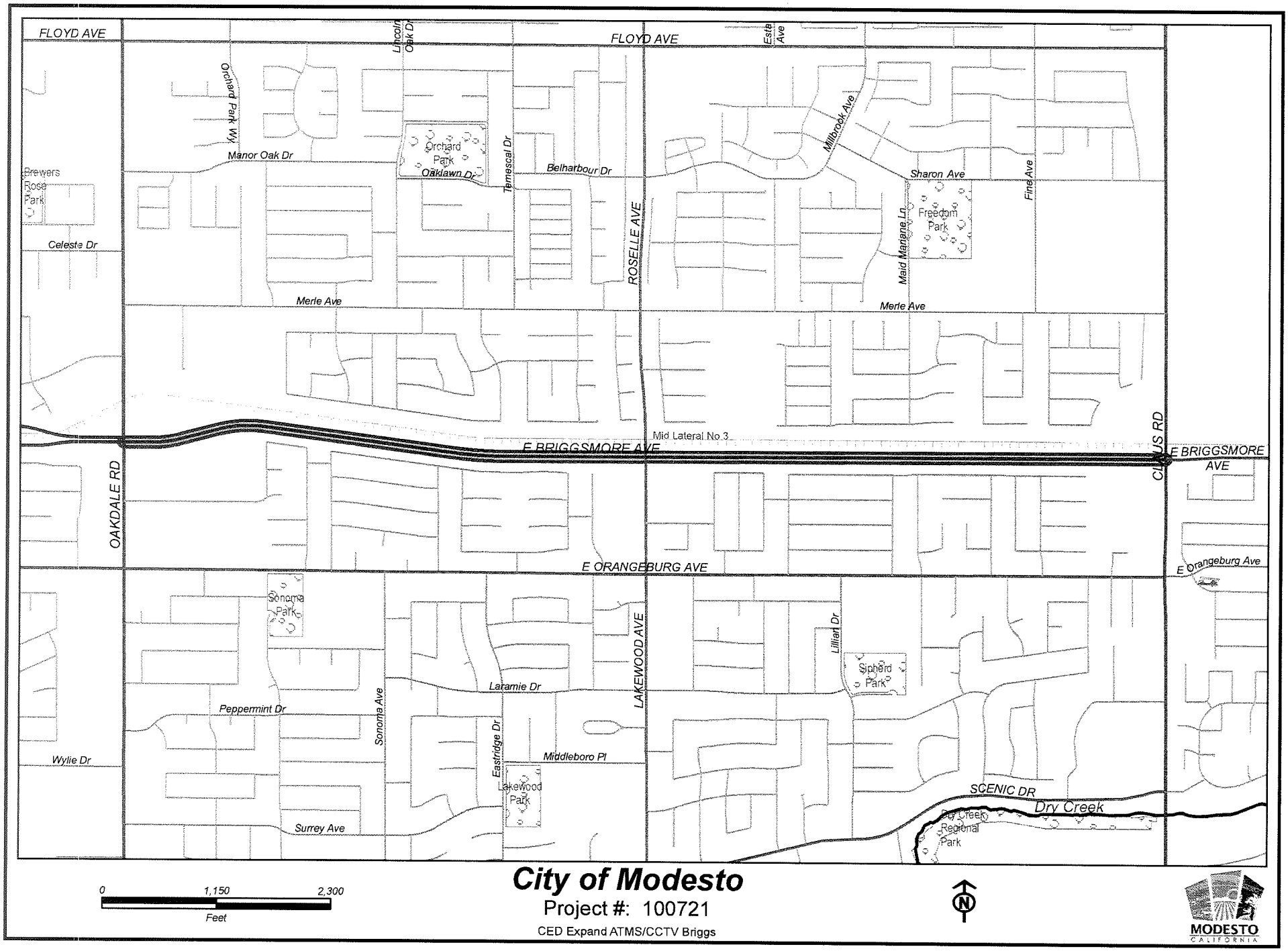
FLOYD AVE
FLOYD AVE
Lincoln Oak Dr
Estate Ave
Orchard Park Wy
Orchard Park
Manor Oak Dr
Oaklawn Dr
Tamascal Dr
Belharbour Dr
Millbrook Ave
Sharon Ave
Fine Ave
Freedom Park
Maid Mariane Ln
Brewers Rose Park
Celeste Dr
ROSELLE AVE
Merle Ave
Merle Ave
Mid Lateral No 3
E BRIGGSMORE AVE
E BRIGGSMORE AVE
CLAUS RD
OAKDALE RD
E ORANGEBURG AVE
E Orangeburg Ave
Sonoma Park
Sonoma Ave
Laramie Dr
LAKEWOOD AVE
Lilliard Dr
Siphers Park
Peppermint Dr
Eastridge Dr
Middleboro Pl
Wylie Dr
Lakewood Park
SCENIC DR
Dry Creek
Dry Creek Regional Park
Surrey Ave
0
1,150
2,300
Feet
City of Modesto
Project #: 100721
CED Expand ATMS/CCTV Briggs
N
MODESTO
CALIFORNIA

CED Expand ATMS/CCTV Briggs

100721

Capital Unsponsored

Cost Center: CED - Projects-14999
Hosting Fund: Capital Grants - Streets CIP Projects-3160
Element Listing: Comm Dev
Classification: Improvements

Category: Traffic Circulation
Type Class: Traffic Control Devices
Area: Within City
Manager: Murphy, Mark G

Start Date: 2012
End Date: 2014
Status: New
Const. Code: New or Future

Proj Desc: Install conduit with fiber optic cable on Briggsmore Avenue from Oakdale Road to Claus Road.

Proj Stat: Design scheduled to start early 2013.

Revenues	Budget	Actuals+Commit	Available	Prop. Inc./Dec. for 13-14	Bud + Prop. Incr/Decr	Avail.+ Prop. Incr/Decr	14-15	15-16	16-17	17-18	Total Budgeted up to 2018
42110 Intergov - State - CA Department of Transportation	70,000	1,212	68,788	0	70,000	68,788	0	0	0	0	70,000
Revenue Totals:	70,000	1,212	68,788	0	70,000	68,788	0	0	0	0	70,000

Expenditures	Budget	Actual+Commit	Available	Prop. Inc./Dec. for 13-14	Budget+Prop . Inc./Dec.	Avail.+Prop. Inc./Dec.	14-15	15-16	16-17	17-18	Total Budgeted up to 2018
EDA Eng/Design/Admin	0	0	0	70,000	70,000	70,000	0	0	0	0	70,000
Expenditure Totals:		0	0	70,000	70,000	70,000	0	0	0	0	70,000

Fund Balance Required	Budget+Prop. Inc./Dec.	Available+Prop . Inc./Dec.
Capital Grants - Streets CIP Projects-3160	0	1,212

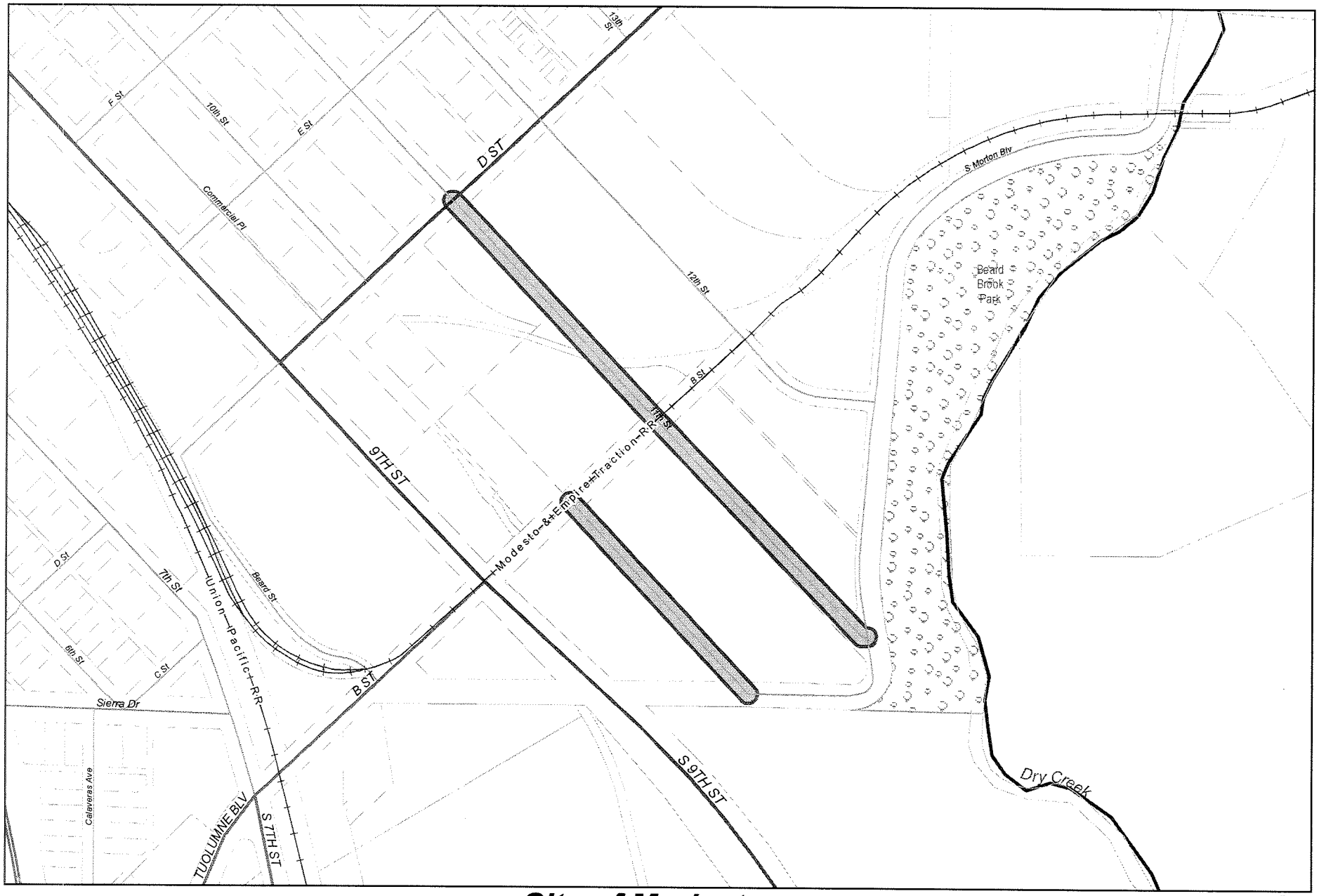

0 387.5 775
Feet

City of Modesto

Project #: 100725

10th and 11th Street

MODESTO
CALIFORNIA

10th and 11th Street

100725

Capital Unsponsored

Cost Center: 14999
Hosting Fund: Economic Development/Strategic Plan Fund-1800
Element Listing: Comm Dev
Classification: Improvements

Category: Traffic Circulation
Type Class: Street Sidewalk Projects
Area: Within City
Manager: Balhar, Sandu

Start Date: 2012
End Date: 2015
Status: Active
Const. Code: New or Future

Proj Desc: CED - Reconfiguration of 10th and 11th Street between D St. and S. Morton Blvd.

Proj Stat:
This project is currently in progress.

Revenues	Budget	Actuals+Commit	Available	Prop. Inc./Dec. for 13-14	Bud + Prop. Incr/Decr	Avail.+ Prop. Incr/Decr	14-15	15-16	16-17	17-18	Total Budgeted up to 2018
43258 CS - CD -Time and Materials Fees	36,000	0	36,000	0	36,000	36,000	0	0	0	0	36,000
Revenue Totals:	36,000	0	36,000	0	36,000	36,000	0	0	0	0	36,000

Expenditures	Budget	Actual+Commit	Available	Prop. Inc./Dec. for 13-14	Budget+Prop . Inc./Dec.	Avail.+Prop. Inc./Dec.	14-15	15-16	16-17	17-18	Total Budgeted up to 2018
EDA Eng/Design/Admin	36,000	150	35,850	0	36,000	35,850	0	0	0	0	36,000
Expenditure Totals:	36,000	150	35,850	0	36,000	35,850	0	0	0	0	36,000

Fund Balance Required	Budget+Prop. Inc./Dec.	Available+Prop. Inc./Dec.
Economic Development/Strategic Plan Fund-1800	0	-150

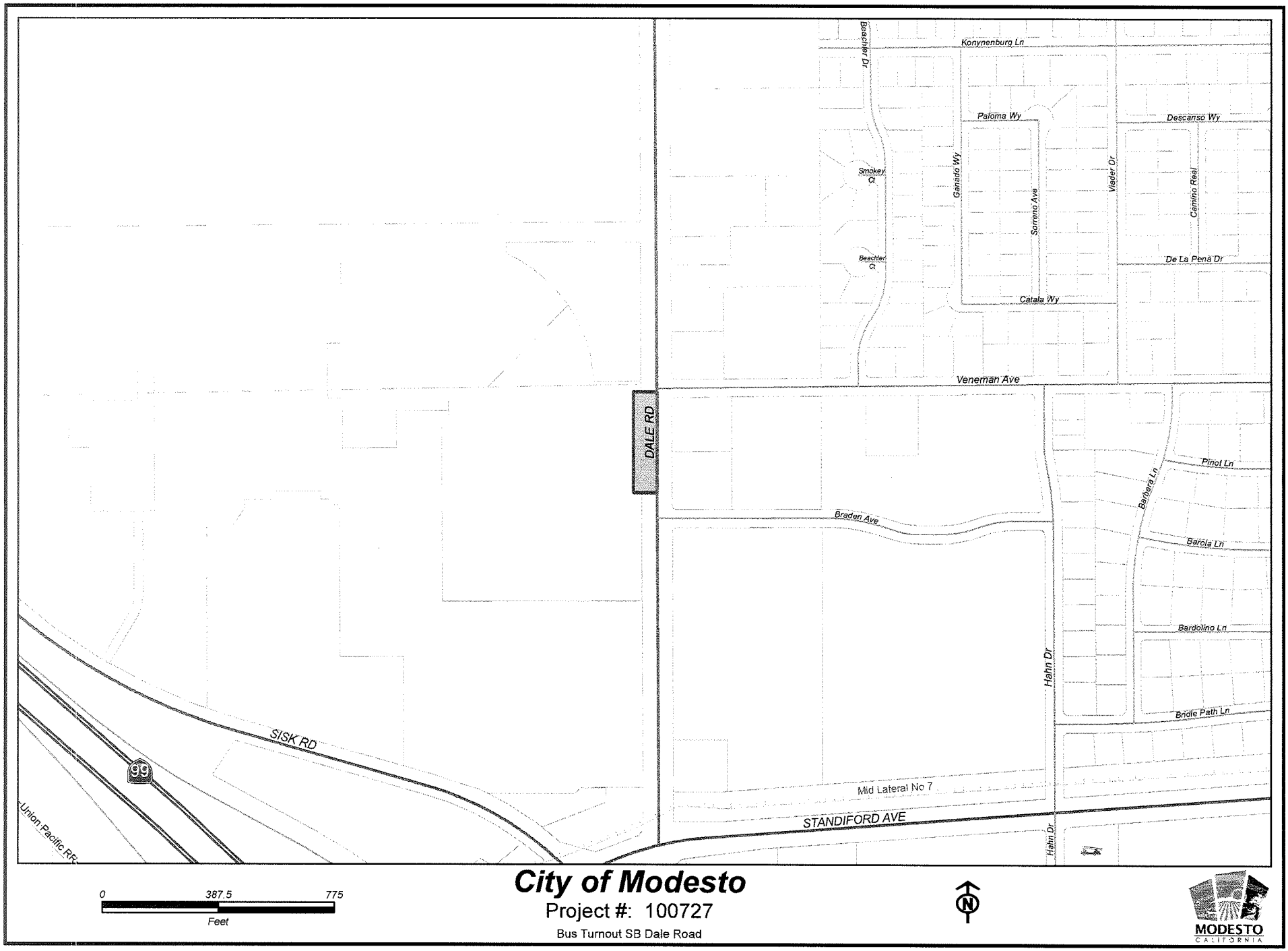

City of Modesto

Project #: 100727

Bus Turnout SB Dale Road

MODESTO
CALIFORNIA

Bus Turnout SB Dale Road

100727

Capital Unsponsored

Cost Center: 14999
Hosting Fund: Capital Grants - Streets CIP Projects-3160
Element Listing: Comm Dev
Classification: Improvements

Category: Traffic Circulation
Type Class: Low Cost Traffic Improvements
Area: Within City
Manager: Covolo, Charles

Start Date: 2012
End Date: Ongoing
Status: Active
Const. Code: New or Future

Proj Desc: CED - Bus Turnout SB Dale Rd, South of Veneman -CML 5059 (197)

Proj Stat: This project is currently in progress.

Revenues	Budget	Actuals+Commit	Available	Prop. Inc./Dec. for 13-14	Bud + Prop. Incr/Decr	Avail.+ Prop. Incr/Decr	14-15	15-16	16-17	17-18	Total Budgeted up to 2018
42110 Intergov - State - CA Department of Transportation	85,000	2,200	82,800	0	85,000	82,800	0	0	0	0	85,000
Revenue Totals:	85,000	2,200	82,800	0	85,000	82,800	0	0	0	0	85,000

Expenditures	Budget	Actual+Commit	Available	Prop. Inc./Dec. for 13-14	Budget+Prop. Inc./Dec.	Avail.+Prop. Inc./Dec.	14-15	15-16	16-17	17-18	Total Budgeted up to 2018
EDA Eng/Design/Admin	85,000	13,491	71,509		85,000	71,509	0	0	0	0	85,000
Expenditure Totals:	85,000	13,491	71,509	0	85,000	71,509	0	0	0	0	85,000

Fund Balance Required	Budget+Prop. Inc./Dec.	Available+Prop. Inc./Dec.
Capital Grants - Streets CIP Projects-3160	0	-11,291

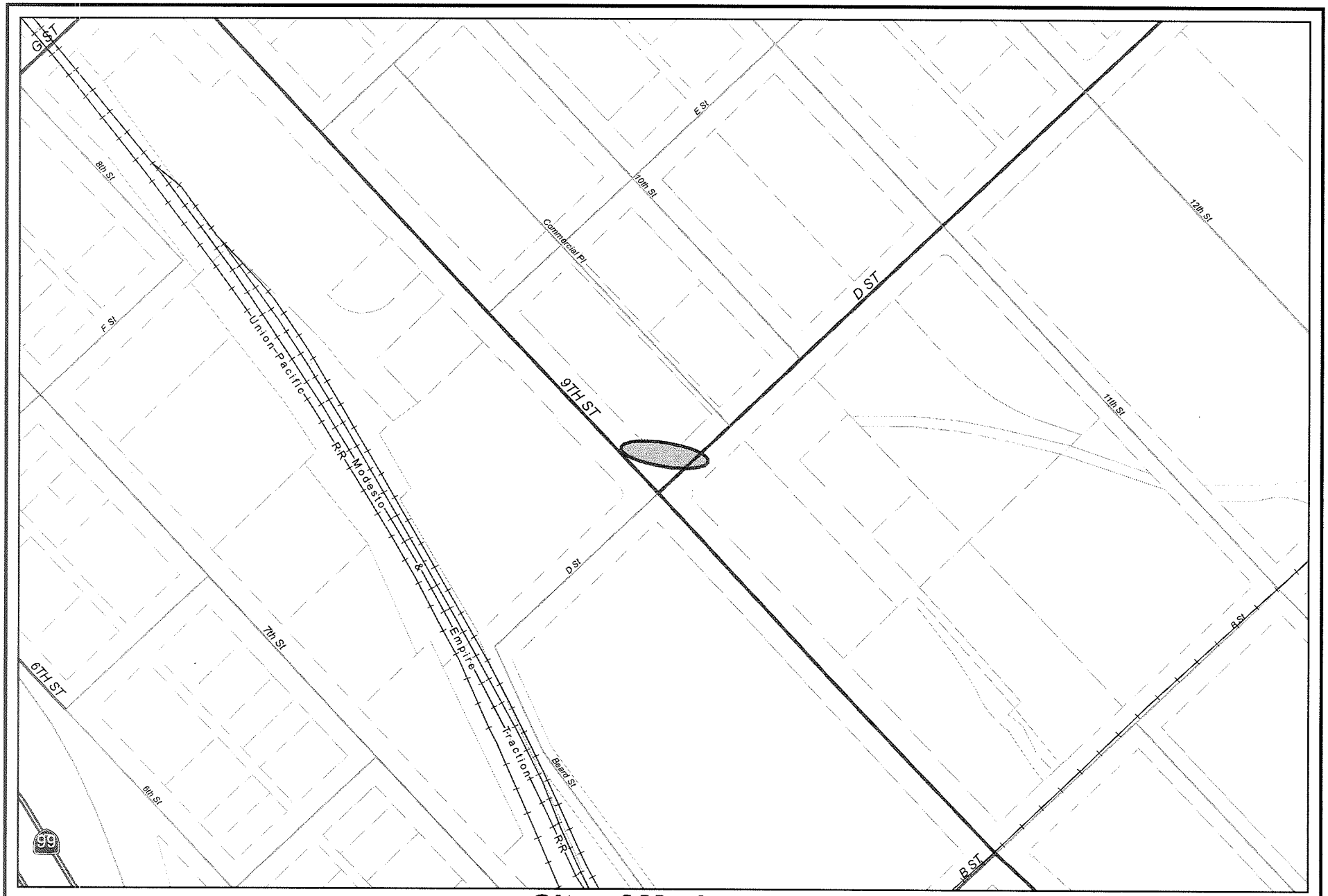

0 230 460
Feet

City of Modesto

Project #: 100728

Right Turn Lane WB D Street

N

MODESTO
CALIFORNIA

Right Turn Lane WB D Street

100728

Capital Unsponsored

Cost Center: 14999
Hosting Fund: Capital Grants - Streets CIP Projects-3160
Element Listing: Comm Dev
Classification: Improvements

Category: Traffic Circulation
Type Class: Low Cost Traffic Improvements
Area: Within City
Manager: Covolo, Charles

Start Date: 2012
End Date: Ongoing
Status: Active
Const. Code: New or Future

Proj Desc: Right Turn Lane WB D Street @ NB 9th Street - CML 5059 (198)

Proj Stat: This project is currently in progress.

Revenues	Budget	Actuals+Commit	Available	Prop. Inc./Dec. for 13-14	Bud + Prop. Incr/Decr	Avail.+ Prop. Incr/Decr	14-15	15-16	16-17	17-18	Total Budgeted up to 2018
42110 Intergov - State - CA Department of Transportation	101,810	1,949	99,861	0	101,810	99,861	0	0	0	0	101,810
Revenue Totals:	101,810	1,949	99,861	0	101,810	99,861	0	0	0	0	101,810

Expenditures	Budget	Actual+Commit	Available	Prop. Inc./Dec. for 13-14	Budget+Prop. Inc./Dec.	Avail.+Prop. Inc./Dec.	14-15	15-16	16-17	17-18	Total Budgeted up to 2018
EDA Eng/Design/Admin	101,810	4,092	97,718	0	101,810	97,718	0	0	0	0	101,810
Expenditure Totals:	101,810	4,092	97,718	0	101,810	97,718	0	0	0	0	101,810

Fund Balance Required	Budget+Prop. Inc./Dec.	Available+Prop. Inc./Dec.
Capital Grants - Streets CIP Projects-3160	0	-2,143

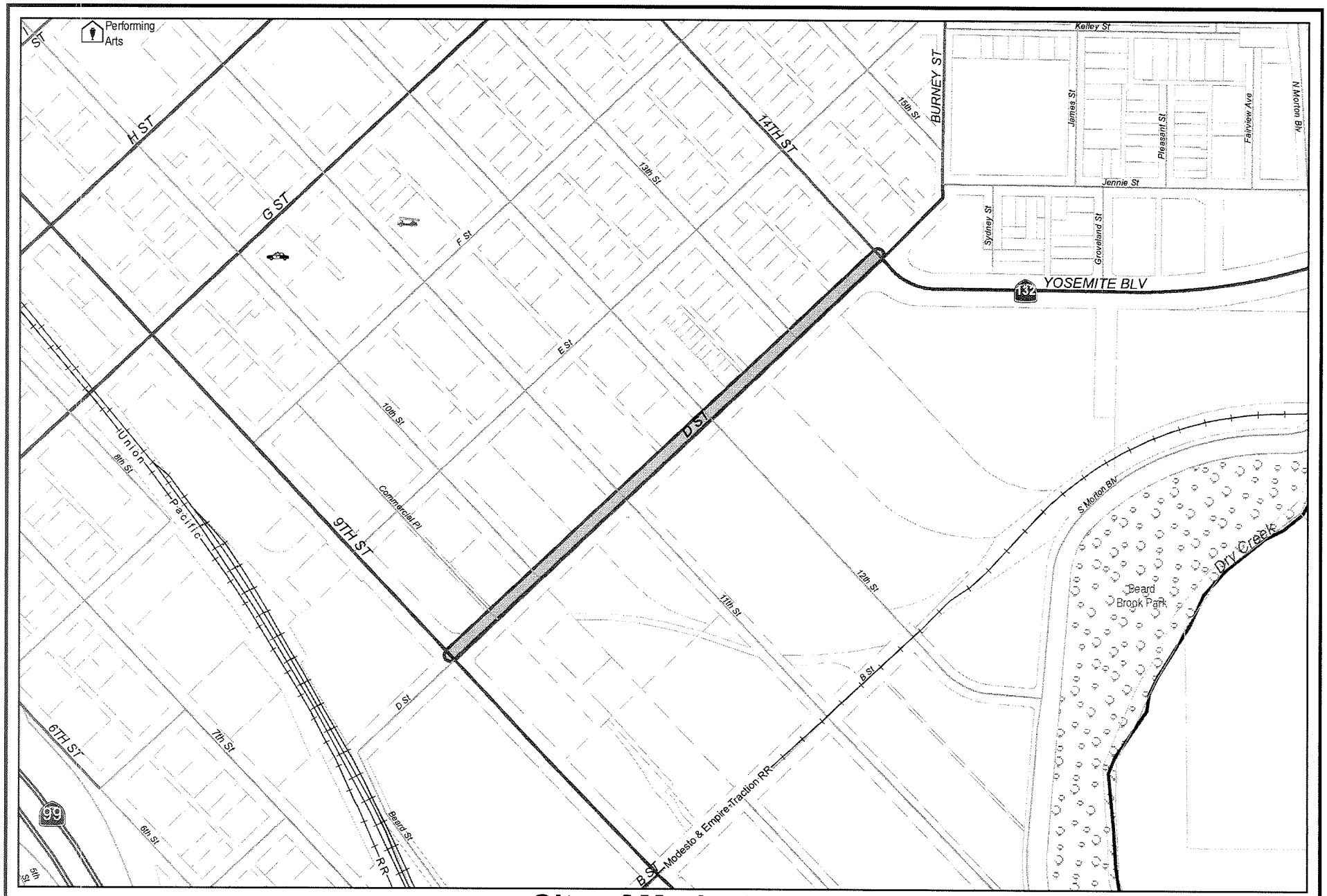

0 387.5 775
Feet

City of Modesto

Project #: 100729

14th and D Street Improvements

MODESTO
CALIFORNIA

14th and D Street Improvements

100729

Capital Unsponsored

Cost Center: 14999
Hosting Fund: Capital Grants - Streets CIP Projects-3160
Element Listing: Comm Dev
Classification: Improvements

Category: Traffic Ciruculation
Type Class: Low Cost Traffic Improvements
Area: Within City
Manager: Covolo, Charles

Start Date: 2012
End Date: Ongoing
Status: Active
Const. Code: New or Future

Proj Desc: WB D Street to NB 9th Street (SR 132) - CML 5059 (199)

Proj Stat: This project is currently in progress.

Revenues	Budget	Actuals+Commit	Available	Prop. Inc./Dec. for 13-14	Bud + Prop. Incr/Decr	Avail.+ Prop. Incr/Decr	14-15	15-16	16-17	17-18	Total Budgeted up to 2018
42110 Intergov - State - CA Department of Transportation	178,831	1,671	177,160	0	178,831	177,160	0	0	0	0	178,831
Revenue Totals:	178,831	1,671	177,160	0	178,831	177,160	0	0	0	0	178,831

Expenditures	Budget	Actual+Commit	Available	Prop. Inc./Dec. for 13-14	Budget+Prop . Inc./Dec.	Avail.+Prop. Inc./Dec.	14-15	15-16	16-17	17-18	Total Budgeted up to 2018
EDA Eng/Design/Admin	178,831	27,391	151,440	0	178,831	151,440	0	0	0	0	178,831
Expenditure Totals:	178,831	27,391	151,440	0	178,831	151,440	0	0	0	0	178,831

Fund Balance Required	Budget+Prop. Inc./Dec.	Available+Prop. Inc./Dec.
Capital Grants - Streets CIP Projects-3160	0	-25,720

THIS PAGE LEFT BLANK INTENTIONALLY

Transit

TRANSIT

SYSTEM OVERVIEW

The City transit system provides a variety of services, including fixed-route, commuter and demand - response transportation. The transit system also provides connections to the Stanislaus County regional transit system, Amtrak, Greyhound and taxicabs.

MAX

The City operates fixed-route public transit under the name Modesto Area Express (MAX). Scheduled service is provided between approximately 6:15 a.m. and 7:30 p.m. on weekdays, between 7:15 a.m. and 7:00 p.m. on Saturdays, and between 8:45 a.m. and 6:00 p.m. on Sundays. MAX also operates two round trips daily to the Dublin BART station and three round trips daily to the Manteca/Lathrop ACE train station.

Modesto Area Express (MAX) Downtown Station

The City currently operates 44 buses during peak periods while maintaining a fleet of 55 buses. Each year, MAX carries approximately 3.5 million passengers, travels 1.35 million miles and operates about 143,000 vehicle service hours.

The City owns the MAX buses and stores and maintains them at the City's bus facility. A private contractor provides bus drivers, dispatchers, driver supervisors and customer information services.

Capital needs for the bus system are met through a combination of sources, including the Federal Transit Administration (FTA), the State Transportation Development Act (Local Transportation Fund), passenger fares and Proposition 1B funds.

Dial-A-Ride

The City also operates a demand-response system known as Modesto Area Dial-A-Ride (DAR). DAR operates every day of the year. On weekdays, it operates from 4:45 a.m. to 11:00 p.m., Saturdays from 8:00 a.m. to 7:00 p.m., and on Sundays from 8:00 a.m. to 6:00 p.m. Dial-A-Ride service is restricted to senior citizens and people with disabilities during the daytime, but is open to the general public on

weekday evenings and all day on Sundays. Approximately 110,000 passengers per year take advantage of this essential transport system. Funding sources are the same as MAX transit.

Modesto Transportation Center

The Transportation Center, located in downtown Modesto, occupies the property between I Street, K Street, 9th Street, and the Union Pacific Railroad (UPRR) tracks. The Center functions as the downtown transfer terminal for the MAX system. The facility also serves Stanislaus Area Regional Transit, Modesto Area Dial-A-Ride, Greyhound Lines and taxicabs. Over 150,000 buses stop at the Transportation Center each year.

Amtrak

The Modesto Amtrak Station is located at East Briggsmore and Held Drive. The facility serves Amtrak San Joaquin trains and MAX buses. About 100,000 passengers get on or off Amtrak trains at this station each year.

MAJOR ACCOMPLISHMENTS

- The new Bus Maintenance Facility was completed during the summer of 2012 and a grand opening was held. The new facility includes a maintenance garage, bus driver accommodations, administrative offices, an automated bus washer, fueling facilities, and parking for up to 75 buses. It will meet the needs of the transit system for decades to come.
- The upgrade of MAX bus stops to accommodate low floor buses was completed. All stops now feature either a raised concrete platform or sidewalk, and enable wheelchair users to easily board low floor buses. Prior to the improvements, routes lacking raised platforms or sidewalks could be served only with older style high floor buses equipped with elevator type wheelchair lifts. Those types of buses are no longer manufactured in California.
- A contract was awarded to repower fourteen 2003 Model Year (MY) buses with new clean diesel engines. The engine model being replaced had been quickly introduced into the market by the manufacturer as it was the only engine to meet California Air Resources Board requirements. These engines required an unexpected level of maintenance and caused frequent bus breakdowns. The replacement engines are expected to lower maintenance costs and reduce bus breakdowns.
- A contract was awarded for the purchase of eight new low floor transit buses to replace eight 1990 (MY) buses.

HIGHLIGHTS

- Depending on revenue availability, as many as 13 new buses may be ordered for the MAX fleet to replace an equal number of 1998 MY buses.

THIS PAGE LEFT BLANK INTENTIONALLY

0 387.5 775
Feet

City of Modesto

Project #: 100444

PW - New Bus Maintenance Facility

MODESTO
CALIFORNIA

PW - New Bus Maintenance Facility

100444

Capital Unsponsored

Cost Center:	59999	*Category:*	Transit	*Start Date:*	2005
Hosting Fund:	Bus Fixed Route Fund-4510	*Type Class:*	Transit	*End Date:*	2015
Element Listing:	Comm Svcs & Fac	*Area:*	Within City	*Status:*	Active
Classification:	Replacement	*Manager:*	Cavanah, Frederick D	*Const. Code:*	Under Construction

Proj Desc: This project is for the construction of a new bus Maintenance Facility to replace the old facility that was built originally as a creamery in 1917. The facility will consist of fuel and wash structures, a maintenance/administration/operations building and parking for up to 70 buses. Funding has been made available from the Federal Transit Administration (FTA) under a variety of grant programs to cover 80% of the project's cost.

Proj Stat: Construction began January 3, 2011, and is expected to be completed by the Summer of 2012.

Revenues

	Budget	Actuals+Commit	Available	Prop. Inc./Dec. for 13-14	Bud + Prop. Incr/Decr	Avail.+ Prop. Incr/Decr	14-15	15-16	16-17	17-18	Total Budgeted up to 2018
42013 Intergov - Federal - Federal Transit Administration	16,565,700	12,362,952	4,202,748	0	16,565,700	4,202,748	0	0	0	0	16,565,700
42107 Intergov - State - LTF - Current Year	917,255	-11,058	928,313	0	917,255	928,313	0	0	0	0	917,255
42108 Intergov - State - LTF - Prior Years (Carryover)	1,864,486	433,373	1,431,113	0	1,864,486	1,431,113	0	0	0	0	1,864,486
42193 Intergov - State - Prop 1B	0	2,005,958	-2,005,958	0	0	-2,005,958	0	0	0	0	0
42194 Intergov - State - Prop 1B PY Transit	0	538,347	-538,347	0	0	-538,347	0	0	0	0	0
47020 Refunds, Damages, and Cost Recovery	0	1,045	-1,045	0	0	-1,045	0	0	0	0	0
48010 Interest Revenue on Bank Accounts	0	109,299	-109,299	0	0	-109,299	0	0	0	0	0
48012 Change in Fair Market Value	0	104,652	-104,652	0	0	-104,652	0	0	0	0	0
63420 Transfer In from Fund 3420	51,230	51,230	0	0	51,230	0	0	0	0	0	51,230
65400 Transfer In from Fund 5400	275,279	275,278	1	0	275,279	1	0	0	0	0	275,279
Revenue Totals:	19,673,950	15,871,077	3,802,873	0	19,673,950	3,802,873	0	0	0	0	19,673,950

Expenditures

	Budget	Actual+Commit	Available	Prop. Inc./Dec. for 13-14	Budget+Prop. Inc./Dec.	Avail.+Prop. Inc./Dec.	14-15	15-16	16-17	17-18	Total Budgeted up to 2018
CA Construction Admin	1,582,733	1,382,737	199,996	0	1,582,733	199,996	0	0	0	0	1,582,733
CCF City Construct Force	111,702	75,028	36,674	0	111,702	36,674	0	0	0	0	111,702
CON Construction	11,083,851	11,002,493	81,358	0	11,083,851	81,358	0	0	0	0	11,083,851
CTGY Contingency - CIP	1,078,400	370,702	707,698	0	1,078,400	707,698	0	0	0	0	1,078,400
EA Equip Acquisition	500,000	260,892	239,108	0	500,000	239,108	0	0	0	0	500,000
EDA Eng/Design/Admin	1,779,530	1,837,691	-58,161	0	1,779,530	-58,161	0	0	0	0	1,779,530
F-CTGY Finance Contingency	1,170,000	0	1,170,000	0	1,170,000	1,170,000	0	0	0	0	1,170,000
LA Land Acquistion	300	174	126	0	300	126	0	0	0	0	300

OC Other Cost - CIP		19,650	19,650	0	0	19,650	0	0	0	0	0	19,650
	Expenditure Totals:	17,326,166	14,949,367	2,376,799	0	17,326,166	2,376,799	0	0	0	0	17,326,166

Fund Balance Required	Budget+Prop. Inc./Dec.	Available+Prop. Inc./Dec.
Bus Fixed Route Fund-4510	-2,347,784	-1,426,074

THIS PAGE LEFT BLANK INTENTIONALLY

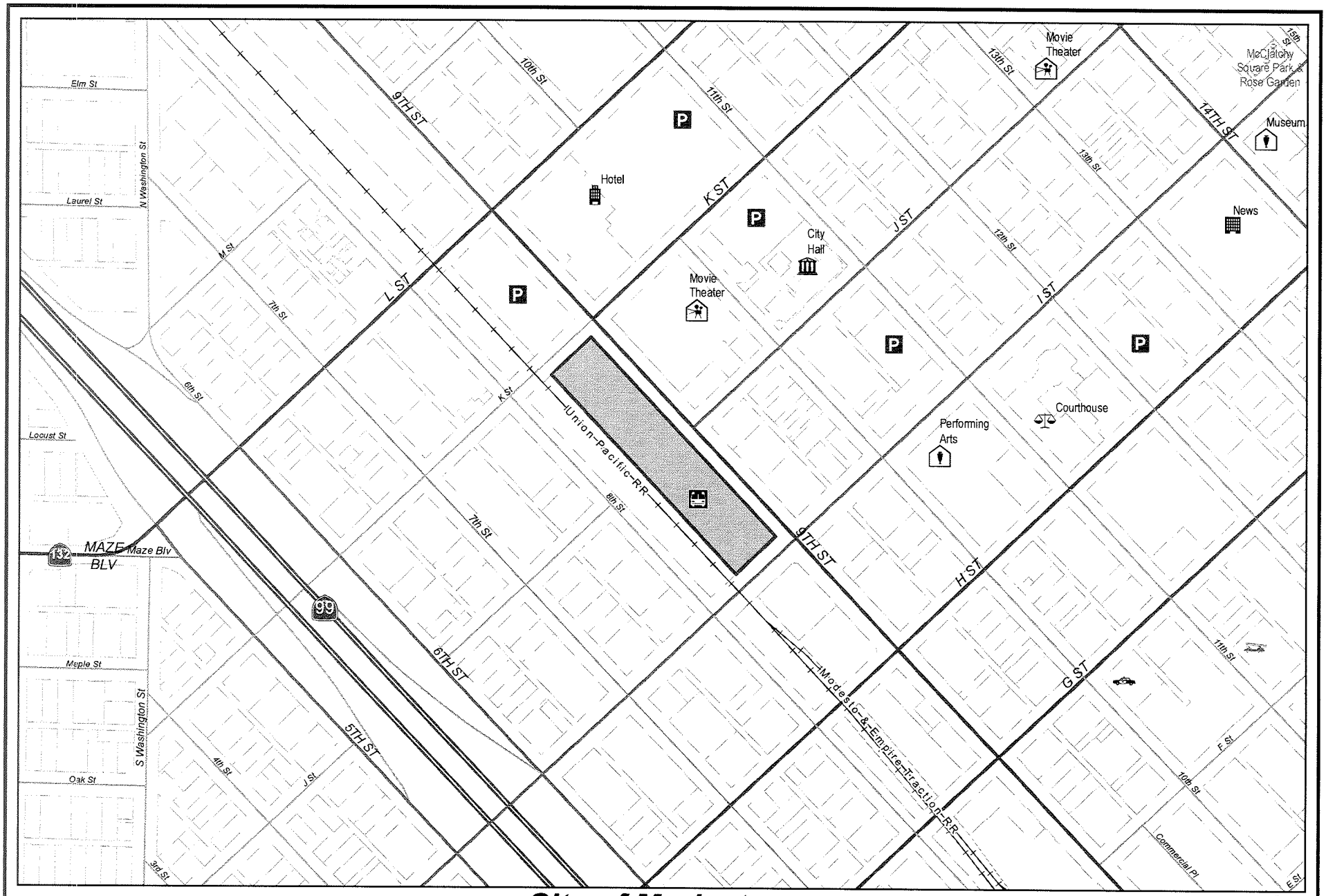

0 387.5 775
Feet

City of Modesto

Project #: 100446

PW - Purchase Replacement Comm Bus

N

MODESTO
CALIFORNIA

PW - Purchase Replacement Comm Bus

100446

Capital Unsponsored

Cost Center:	59999	*Category:*	Transit	*Start Date:*	2012
Hosting Fund:	Bus Fixed Route Fund-4510	*Type Class:*	Transit	*End Date:*	2014
Element Listing:	Comm Svcs & Fac	*Area:*	System Wide	*Status:*	New
Classification:	Replacement	*Manager:*	Cavanah, Frederick D	*Const. Code:*	New or Future

Proj Desc: This project is for the purchase of one (1) over-the-road commuter bus for the Modesto-BART Express service. The new commuter bus would allow the 1999 commuter bus on that route to be reassigned to the Modesto-ACE Express route and the 1998 Gillig Suburban bus on the ACE route to the spares fleet. When in the spares fleet that bus would be used when the regular buses on these routes need maintenance or are otherwise unavailable for service. At present an urban transit bus is used to back up these buses; but it is not equipped to comfortably transport passengers long distances. These funds do not require a local match due to an unusual temporary alteration of the Congestion Mitigation and Air Quality grant program. In past years these funds have required an 11.47% local match. This project originally included the purchase of two replacement buses; however, additional funding has been received therefore funds for this project will be reappropriated and used to purchase nine buses in a new CIP.

Proj Stat: The purchase contract has been approved and the bus is on order. Delivery is expected in April, 2012.

Revenues	Budget	Actuals+Commit	Available	Prop. Inc./Dec. for 13-14	Bud + Prop. Incr/Decr	Avail.+ Prop. Incr/Decr	14-15	15-16	16-17	17-18	Total Budgeted up to 2018
42013 Intergov - Federal - Federal Transit Administration	633,408	582,130	51,278	0	633,408	51,278	0	0	0	0	633,408
42193 Intergov - State - Prop 1B	0	0	0	0	0	0	0	0	0	0	0
Revenue Totals:	633,408	582,130	51,278	0	633,408	51,278	0	0	0	0	633,408

Expenditures	Budget	Actual+Commit	Available	Prop. Inc./Dec. for 13-14	Budget+Prop . Inc./Dec.	Avail.+Prop. Inc./Dec.	14-15	15-16	16-17	17-18	Total Budgeted up to 2018
EA Equip Acquisition	633,408	582,130	51,278	0	633,408	51,278	0	0	0	0	633,408
Expenditure Totals:	633,408	582,130	51,278	0	633,408	51,278	0	0	0	0	633,408

Fund Balance Required	Budget+Prop. Inc./Dec.	Available+Prop. Inc./Dec.
Bus Fixed Route Fund-4510	0	0

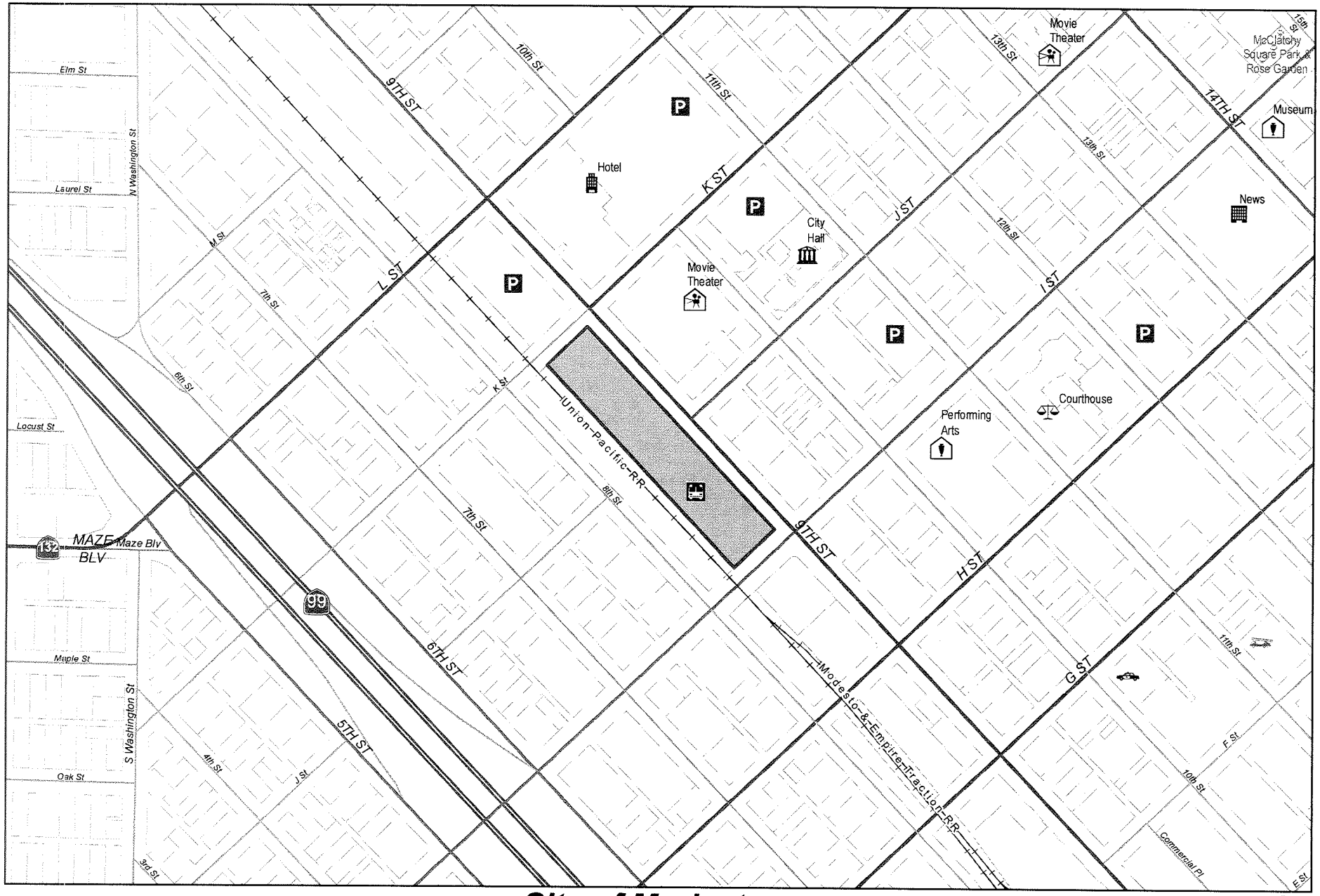

0 387.5 775
Feet

City of Modesto

Project #: 100449

PW - Bus Purchases FY 2011

MODESTO
CALIFORNIA

PW - Bus Purchases FY 2011

100449

Capital Unsponsored

Cost Center:	59999	*Category:*	Transit	*Start Date:*	2012
Hosting Fund:	Bus Fixed Route Fund-4510	*Type Class:*	Transit	*End Date:*	2015
Element Listing:	Comm Svcs & Fac	*Area:*	System Wide	*Status:*	New
Classification:	Replacement	*Manager:*	Cavanah, Frederick D	*Const. Code:*	New or Future

Proj Desc: The scope of this project has been changed from the purchase of six (6) new buses to: 1) the replacement of all radios in the existing transit fleet. Replacement of existing radios with new narrow-band radios is required by the FCC. (2) The repowering of fourteen (14) 2003 model year transit buses. Repowering of the 2003 buses with new diesel engines is considered to be the most cost-effective manner in which to resolve the engine problems that have plagued the 2003 buses and significantly reduced their reliability. (3) The refurbishment of thirteen (13) 1998 model year transit buses. Refurbishing the 1998 buses is a cost effective way to extend their useful life beyond the standard 12-year lifespan and provide a like-new feel and appearance for customers. Staff has determined that with the limited amount of funding available for such purposes, the most cost-effective way to ensure that buses are consistently available to operate in service, minimize breakdowns during operation and reduce maintenance expenses, is to repower the 2003 buses.

Proj Stat: Preparation of bid specifications for radio replacement are complete. Radio project underway citywide. Specifications for others will begin after radio replacement.

Revenues	Budget	Actuals+Commit	Available	Prop. Inc./Dec. for 13-14	Bud + Prop. Incr/Decr	Avail.+ Prop. Incr/Decr	14-15	15-16	16-17	17-18	Total Budgeted up to 2018
42013 Intergov - Federal - Federal Transit Administration	2,152,000	18,934	2,133,066	0	2,152,000	2,133,066	0	0	0	0	2,152,000
42193 Intergov - State - Prop 1B	1,379,790	908	1,378,882	0	1,379,790	1,378,882	0	0	0	0	1,379,790
42194 Intergov - State - Prop 1B PY Transit	0	3,826	-3,826	0	0	-3,826	0	0	0	0	0
Revenue Totals:	3,531,790	23,667	3,508,123	0	3,531,790	3,508,123	0	0	0	0	3,531,790

Expenditures	Budget	Actual+Commit	Available	Prop. Inc./Dec. for 13-14	Budget+Prop. Inc./Dec.	Avail.+Prop. Inc./Dec.	14-15	15-16	16-17	17-18	Total Budgeted up to 2018
EA Equip Acquisition	3,531,790	42,382	3,489,408	0	3,531,790	3,489,408	0	0	0	0	3,531,790
Expenditure Totals:	3,531,790	42,382	3,489,408	0	3,531,790	3,489,408	0	0	0	0	3,531,790

Fund Balance Required	Budget+Prop. Inc./Dec.	Available+Prop. Inc./Dec.
Bus Fixed Route Fund-4510	0	-18,715

THIS PAGE LEFT BLANK INTENTIONALLY

Wastewater

WASTEWATER COLLECTION AND TREATMENT SYSTEM

SYSTEM OVERVIEW

The City of Modesto's wastewater system consists of a collection system with approximately 70 miles of trunk lines, 670 miles of sanitary lines, and 40 wastewater lift stations. An additional 12 miles of trunk lines collect wastewater from the cannery food processors for direct disposal to land.

The treatment of wastewater consists of two facilities: The Sutter Primary Treatment Facility (Sutter Facility) located at Sutter Avenue and Robertson Road, and the Jennings Secondary Tertiary Treatment Facility (Jennings Facility) located on Jennings Road, approximately 6.5 miles southwest of the City. These wastewater facilities treat more than 9 billion gallons of wastewater annually.

Collected domestic wastewater flows into the Sutter Facility, where most of the solids are removed through primary treatment. The primary-treated wastewater is then pumped to the Jennings Facility where the domestic flows undergo further treatment. A majority of primary-treated wastewater undergoes secondary biological treatment at the Jennings Facility, which primarily consists of three fixed-film reactor towers, 334 acres of oxidation ponds, and 126 acres of recirculation channels. Up to 2.3 million gallons per day of primary-treated wastewater undergoes biological nutrient removal (BNR) and tertiary treatment to produce of highly treated recycled water for year-round discharge and other uses. Currently the City disposes of its treated wastewater in two ways: (1) stored in 596 acres of ponds so it can be prepared to be used to irrigate fodder crops on 2,450 acres of City-owned land; and (2) water that is not used for irrigation is stored, disinfected, neutralized, and then seasonally discharged to the San Joaquin River from October through May.

The City's required pre-treatment program monitors 84 commercial and industrial facilities to enforce local and federal limits to ensure high quality effluent is available for irrigation, discharge to the San Joaquin River, and to minimize impacts to the treatment facilities.

HIGHLIGHTS

The FY 2012-13 Capital Improvement Program emphasizes the City's commitment to meet both the current and long-range wastewater needs of the community.

The construction of the Phase 2 BNR/Tertiary Treatment Project (Phase 2 Tertiary Project) began at the Jennings Site in the summer of 2012. This project will include the construction of the following:

- Operations center
- Fine screens for debris removal
- Aeration and membrane basins and aeration system equipment
- Installation of pre-purchased tertiary membrane filtration equipment, ultraviolet (UV) disinfection system, and approximately two miles of 36 inch effluent discharge pipe
- All other necessary and related accessories, which include electrical and process equipment support buildings, electrical instrumentation, and control systems

The City is funding the construction of the $128 million Phase 2 Tertiary Project with a State Water Resources Control Board (SWRCB) Clean Water State Revolving Fund (CWSRF) low-interest loan. Loan payments do not begin until one year after completion of construction, and will be paid through the City's implemented wastewater rate increases. Since the interest on this loan is lower than a traditional bond, it is estimated the City will save approximately $75 million over the term of the loan.

In June 2012, the City was issued a new National Pollution Discharge Elimination System (NPDES) Permit. During the renewal process, the City was granted an extension of the ammonia compliance deadline to May 1, 2018. This extension will provide time needed for start-up and testing of the Phase 2 Tertiary Project once construction is complete.

The North Valley Regional Recycled Water Program (NVRRWP) is continuing to move forward. The first phase feasibility study was completed in the winter 2011, and a second phase feasibility study is expected to be completed by summer 2013. When completed, the second phase feasibility study will refine the alternatives to deliver recycled water to potential customers, and establish the groundwork for the preliminary design and environmental documentation to proceed for the projects identified.

Phase 3 construction of the Primary Outfall Rehabilitation Project is ongoing and expected to be complete by summer 2013. This is the last phase of a multi-year project that will: 1) rehabilitate over 11,000 feet of the existing 60-inch diameter primary effluent pipeline; 2) remove three cross connections between the Primary Outfall and Cannery segregation lines; and 3) install access manholes and air release/vacuum release valves.

MAJOR ACCOMPLISHMENTS

- Started construction of the Phase 2 BNR/Tertiary Treatment project, with expected completion in spring 2016
- Started construction of the Scenic Lift Station in the spring of 2013, with expected completion in fall 2013
- Completed final design for Emerald Lift Station, construction expected to begin in fall 2013.
- Completed the Sutter Facility Layout Plan that recommended moving primary treatment functions currently at the Sutter Facility to the Jennings Facility, which will require further study and incorporation into master plans
- Received $3 million in Proposition 84 grant funds from the State of California for the construction of the Storm Drain Cross Connection Project at Garrison Park
- Joined the Western Recycled Water Coalition to enhance regional recycled water funding opportunities
- Completed the Airport Neighborhood Sanitary Sewer Design for Stanislaus County

Various wastewater projects are scheduled to begin construction in late summer, early fall of 2013:

- Storm Drain Cross Connection Removal Project at Garrison Park
- Emerald Lift Station
- Emerald Relief Trunk

The following major projects are in the final design phase:

- Shackelford Crossing – final design FY 2012-13, construction FY 2013-14
- Hahn Lift Station – final design FY 2012-13, construction FY 2013-14

Wastewater studies for future projects currently being completed:

- Corrosion and odor control of collection and treatment systems
- Primary facilities relocation feasibility study

- Wastewater treatment vulnerability study

POLICY ISSUES

On April 9, 2013, Council adopted a revised five-year rate plan to fund the necessary improvements to meet the City's discharge requirements, and to repair and maintain the existing wastewater infrastructure. Staff will continue to monitor, and adjust as needed, the CIP programs to support the Council's annual review of the five-year rate plan prior to each year's rate increase.

Finding sufficient funding to extend wastewater infrastructure in anticipation of future development continues to be a challenge.

THIS PAGE LEFT BLANK INTENTIONALLY

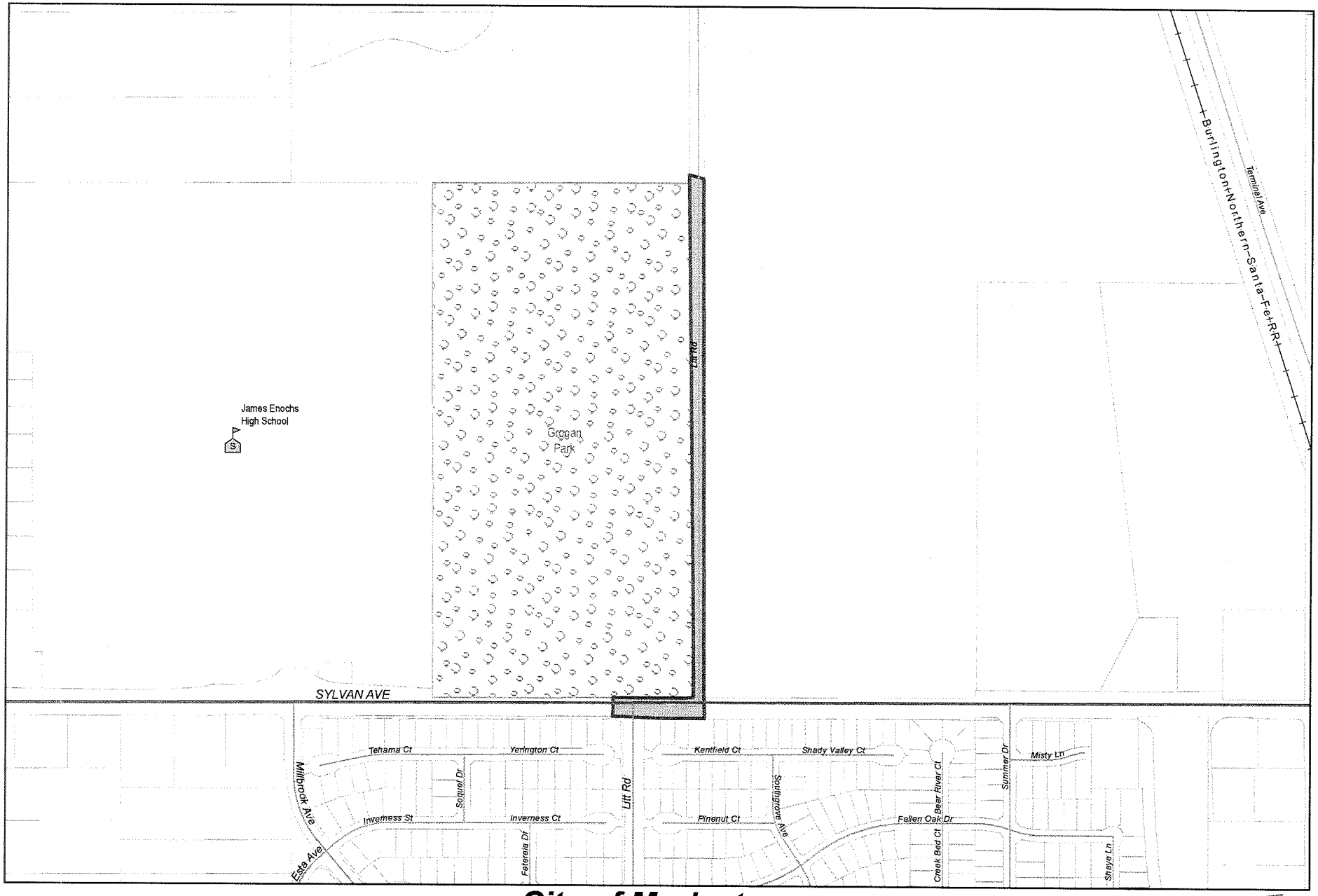

0 462.5 925
Feet

City of Modesto

Project #: 100117

CED - Wastewater Line Extension

MODESTO
CALIFORNIA

CED - Wastewater Line Extension

100117

Capital Unsponsored

Cost Center:	14999	*Category:*	Wastewater	*Start Date:*	2007
Hosting Fund:	Sewer Operations Fund-4210	*Type Class:*	Expansion	*End Date:*	2013
Element Listing:	Comm Svcs & Fac	*Area:*	Within City	*Status:*	Active
Classification:	Improvements	*Manager:*	Dion, Victoria Michelle	*Const. Code:*	Under Construction

Proj Desc: This project will provide funding for 2,300 LF of the 21" sanitary sewer trunk extension in Litt Road, between Sylvan Avenue and the north end of the future Grogan Park. This project is being designed with the Litt Road/Sylvan Avenue roadway improvement Project #100096 (X536).

Proj Stat: Construciton is expected to be complete in the fall of 2013.

Expenditures	Budget	Actual+Commit	Available	Prop. Inc./Dec. for 13-14	Budget+Prop. Inc./Dec.	Avail.+Prop. Inc./Dec.	14-15	15-16	16-17	17-18	Total Budgeted up to 2018
CA Construction Admin	86,443	9,234	77,209	0	86,443	77,209	0	0	0	0	86,443
CON Construction	720,360	269,518	450,842	0	720,360	450,842	0	0	0	0	720,360
CTGY Contingency - CIP	144,072	0	144,072	0	144,072	144,072	0	0	0	0	144,072
EDA Eng/Design/Admin	86,443	29,337	57,106	0	86,443	57,106	0	0	0	0	86,443
Expenditure Totals:	1,037,318	308,089	729,229	0	1,037,318	729,229	0	0	0	0	1,037,318

Fund Balance Required	Budget+Prop. Inc./Dec.	Available+Prop. Inc./Dec.
Sewer Operations Fund-4210	1,037,318	729,229

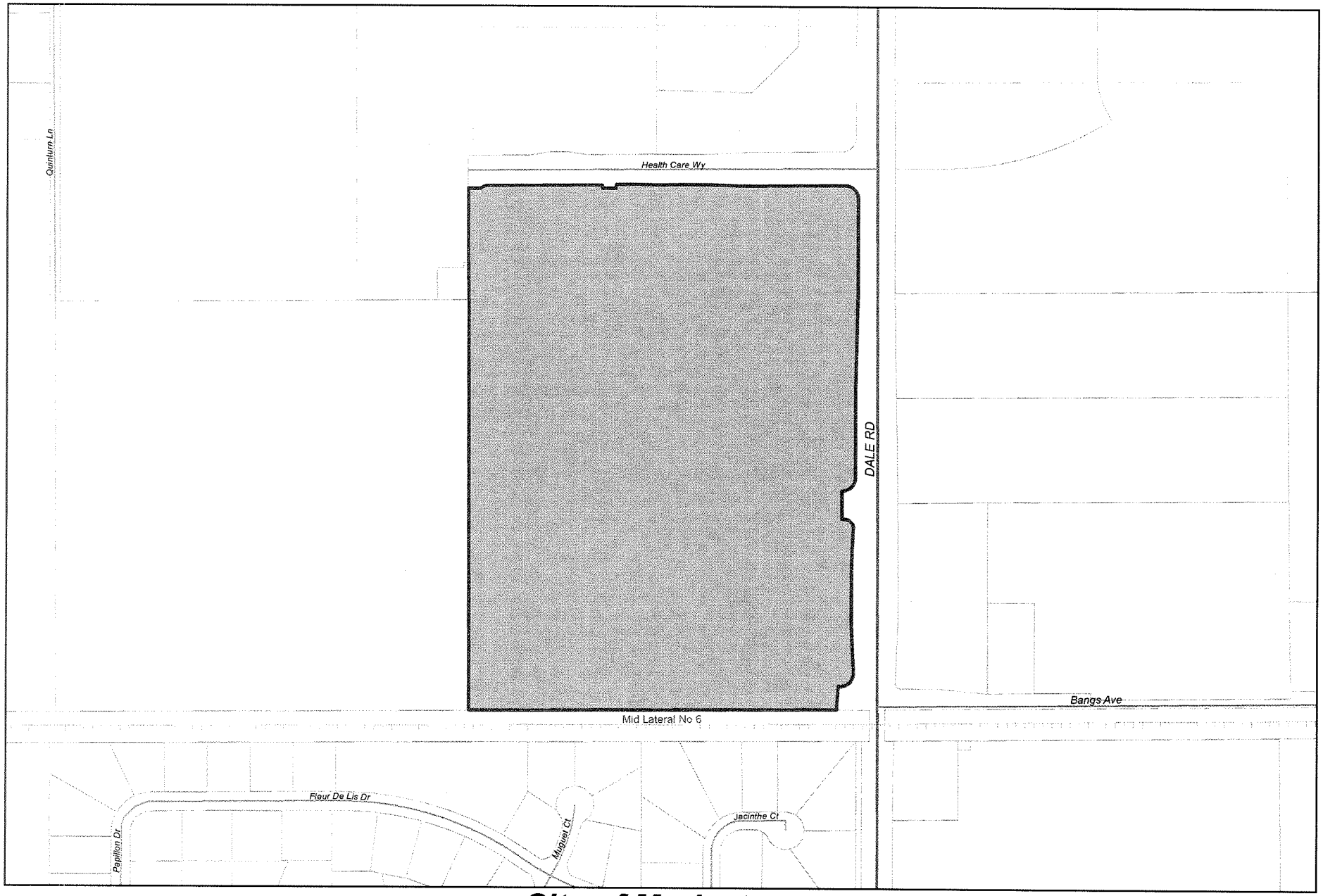

0 387.5 775
Feet

City of Modesto

Project #: 100120

CED - Sewer Sub Trunk Reimbursement Kaiser (100118)

N

MODESTO
CALIFORNIA

CED - Sewer Sub Trunk Reimbursement Kaiser (100118)

100120

Capital Unsponsored

Cost Center: 14999
Hosting Fund: Wastewater Developmental Fees Fund-4211
Element Listing: N/A
Classification: N/A

Category: Wastewater
Type Class: Wastewater Utility
Area: Within City
Manager: Sandhu, Balhar

Start Date: 2008
End Date: 2014
Status: Active
Const. Code: Not Awarded

Proj Desc: Reimbursement for sewer line upgrades.

Proj Stat: Waiting for reimbursement request.

Expenditures	Budget	Actual+Commit	Available	Prop. Inc./Dec. for 13-14	Budget+Prop. Inc./Dec.	Avail.+Prop. Inc./Dec.	14-15	15-16	16-17	17-18	Total Budgeted up to 2018
EDA Eng/Design/Admin	56,277	0	56,277	0	56,277	56,277	0	0	0	0	56,277
Expenditure Totals:	56,277	0	56,277	0	56,277	56,277	0	0	0	0	56,277

Fund Balance Required	Budget+Prop. Inc./Dec.	Available+Prop. Inc./Dec.
Wastewater Developmental Fees Fund-4211	56,277	56,277

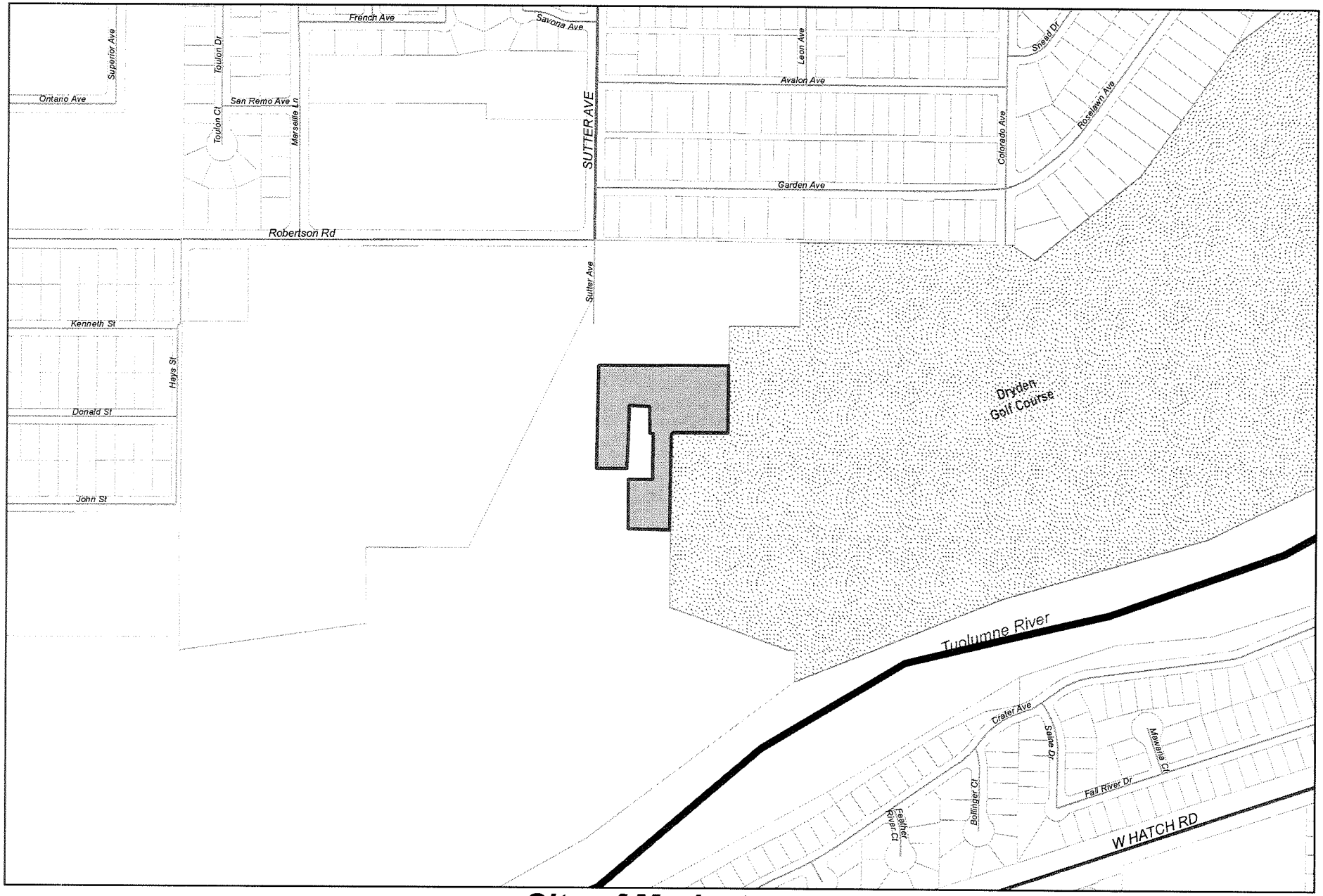

0 387.5 775
Feet

City of Modesto

Project #: 100372

PW - Sutter Plant Parking Lot & Security Upgrade

N

MODESTO
CALIFORNIA

PW - Sutter Plant Parking Lot & Security Upgrade

100372

Capital Unsponsored

Cost Center: 59999
Hosting Fund: Sewer Operations Fund-4210
Element Listing: Comm Svcs & Fac
Classification: Improvements

Category: Wastewater
Type Class: Expansion
Area: Within City
Manager: Wong, William Sai

Start Date: 2014
End Date: 2016
Status: Active
Const. Code: New or Future

Proj Desc: This project will provide designated employee parking outside of the current facility work areas and security upgrades.

Proj Stat: Design will begin in FY 13/14, with construction anticipated to begin in FY 14/15.

Expenditures	Budget	Actual+Commit	Available	Prop. Inc./Dec. for 13-14	Budget+Prop. Inc./Dec.	Avail.+Prop. Inc./Dec.	14-15	15-16	16-17	17-18	Total Budgeted up to 2018
CCF City Construct Force	5,000	0	5,000	30,000	35,000	35,000	0	0	0	0	35,000
CON Construction	120,556	0	120,556	222,414	342,970	342,970	0	0	0	0	342,970
CTGY Contingency - CIP	20,000	0	20,000	30,000	50,000	50,000	0	0	0	0	50,000
EDA Eng/Design/Admin	20,000	0	20,000	30,000	50,000	50,000	0	0	0	0	50,000
Expenditure Totals:	165,556	0	165,556	312,414	477,970	477,970	0	0	0	0	477,970

Fund Balance Required	Budget+Prop. Inc./Dec.	Available+Prop. Inc./Dec.
Sewer Operations Fund-4210	477,970	477,970

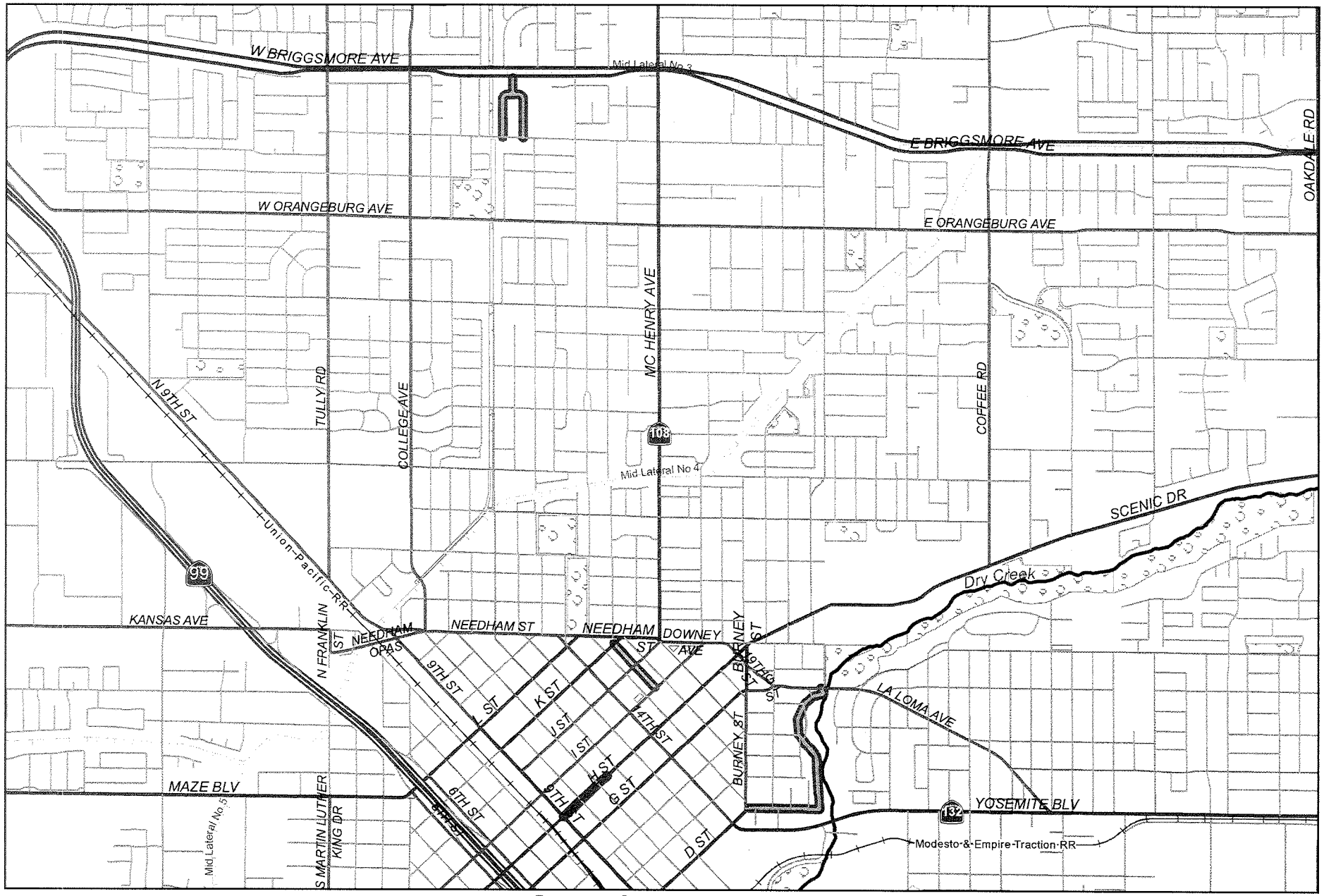

City of Modesto

Project #: 100379

UPP - FY 2010-11 San Sewer Collection System Replacement (100373)

0 1,900 3,800
Feet

N

MODESTO
CALIFORNIA

UPP - FY 2010-11 San Sewer Collection System Replacement (100373)

100379

Capital Unsponsored

Cost Center: 59999
Hosting Fund: Sewer Operations Fund-4210
Element Listing: Public Safety
Classification: Replacement

Category: Wastewater
Type Class: Wastewater Utility
Area: Within City
Manager: Wong, William Sai

Start Date: 2009
End Date: 2013
Status: Active
Const. Code: To be Closed

Proj Desc: This project will provide funding for replacement of sewer systems within the City of Modesto as given to Engineering.

Proj Stat: Construction complete. TO BE CLOSED.

Expenditures	Budget	Actual+Commit	Available	Prop. Inc./Dec. for 13-14	Budget+Prop. Inc./Dec.	Avail.+Prop. Inc./Dec.	14-15	15-16	16-17	17-18	Total Budgeted up to 2018
CA Construction Admin	89,231	85,715	3,516	0	89,231	3,516	0	0	0	0	89,231
CON Construction	1,145,885	1,145,885	0	0	1,145,885	0	0	0	0	0	1,145,885
CTGY Contingency - CIP	91,360	63,431	27,929	0	91,360	27,929	0	0	0	0	91,360
EDA Eng/Design/Admin	139,991	134,518	5,473	0	139,991	5,473	0	0	0	0	139,991
Expenditure Totals:	1,466,467	1,429,549	36,918	0	1,466,467	36,918	0	0	0	0	1,466,467

Fund Balance Required	Budget+Prop. Inc./Dec.	Available+Prop. Inc./Dec.
Sewer Operations Fund-4210	1,466,467	36,918

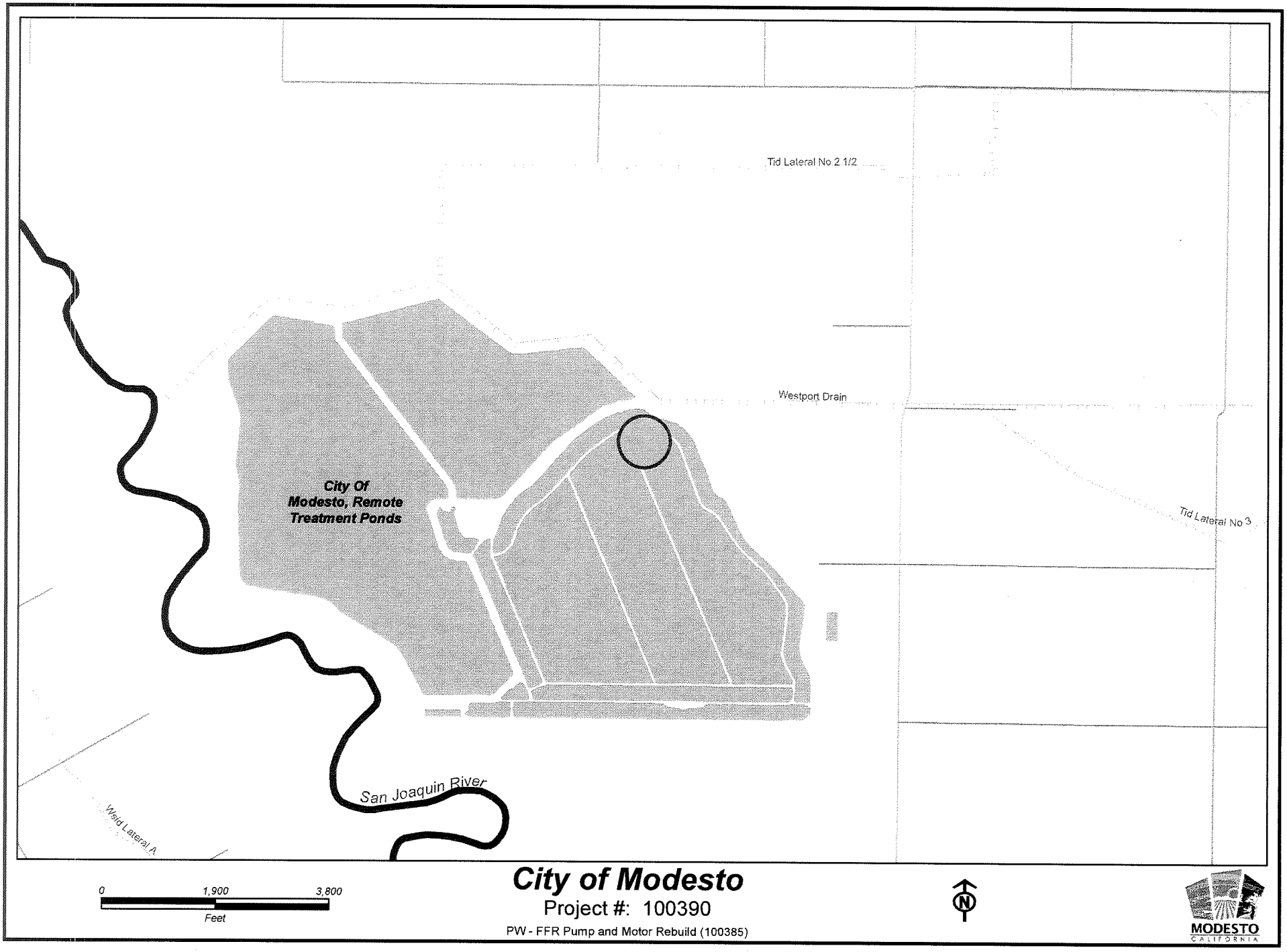

City of Modesto

Project #: 100390

PW - FFR Pump and Motor Rebuild (100385)

MODESTO
CALIFORNIA

PW - FFR Pump and Motor Rebuild (100385)

100390

Capital Unsponsored

Cost Center:	59999	*Category:*	Wastewater	*Start Date:*	2011
Hosting Fund:	Sewer Operations Fund-4210	*Type Class:*	Wastewater Utility	*End Date:*	2013
Element Listing:	Public Safety	*Area:*	Within City	*Status:*	Active
Classification:	Maintenance	*Manager:*	Anhalt, Laura	*Const. Code:*	Under Construction

Proj Desc: This project is to rebuild three pumps in the Fixed Film Reactor facility as part of the routine maintenance to ensure that these pumps are working properly and are able to allow the biological process to work efficiently.

Proj Stat: This work is currently in process.

Expenditures	Budget	Actual+Commit	Available	Prop. Inc./Dec. for 13-14	Budget+Prop. Inc./Dec.	Avail.+Prop. Inc./Dec.	14-15	15-16	16-17	17-18	Total Budgeted up to 2018
CCF City Construct Force	20,000	717	19,283	0	20,000	19,283	0	0	0	0	20,000
CON Construction	215,700	63,892	151,808	0	215,700	151,808	0	0	0	0	215,700
Expenditure Totals:	235,700	64,609	171,091	0	235,700	171,091	0	0	0	0	235,700

Fund Balance Required	Budget+Prop. Inc./Dec.	Available+Prop. Inc./Dec.
Sewer Operations Fund-4210	235,700	171,091

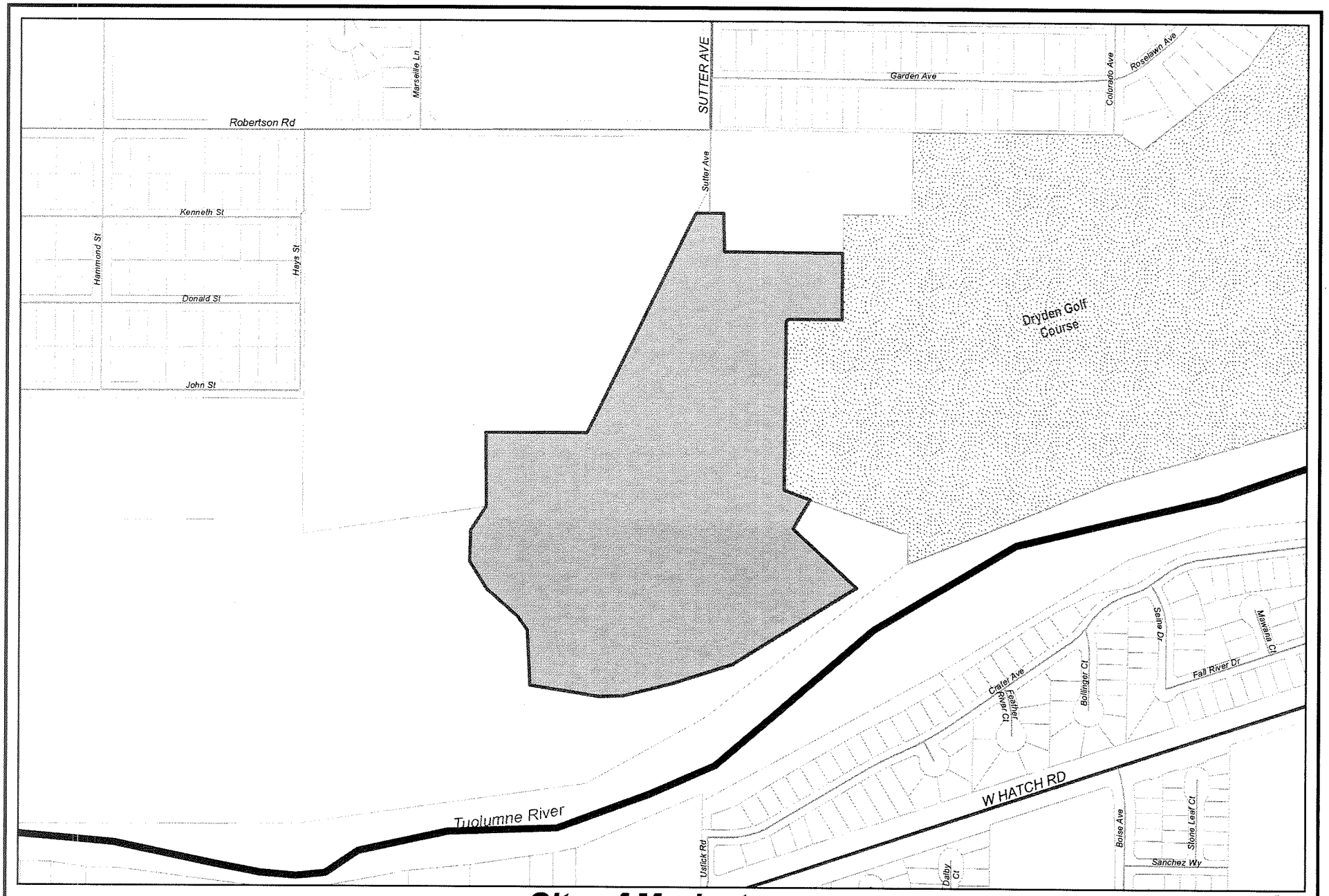

0 387.5 775
Feet

City of Modesto

Project #: 100392

UPP - Sutter Facility Office Space

MODESTO
CALIFORNIA

UPP - Sutter Facility Office Space

100392

Capital Unsponsored

Cost Center:	59999	*Category:*	Wastewater	*Start Date:*	2011
Hosting Fund:	Sewer Operations Fund-4210	*Type Class:*	Wastewater Utility	*End Date:*	2013
Element Listing:	Comm Svcs & Fac	*Area:*	Within City	*Status:*	Active
Classification:	Improvements	*Manager:*	Wong, William Sai	*Const. Code:*	To be Closed

Proj Desc: This project will be to provide office space within the Sutter WQC Facility.

Proj Stat: Construction has been completed. Expect closure by end of FY12-13.

Expenditures	Budget	Actual+Commit	Available	Prop. Inc./Dec. for 13-14	Budget+Prop. Inc./Dec.	Avail.+Prop. Inc./Dec.	14-15	15-16	16-17	17-18	Total Budgeted up to 2018
CA Construction Admin	31,250	20,451	10,799	0	31,250	10,799	0	0	0	0	31,250
CON Construction	107,270	88,234	19,036	0	107,270	19,036	0	0	0	0	107,270
CTGY Contingency - CIP	13,800	13,460	340	0	13,800	340	0	0	0	0	13,800
EDA Eng/Design/Admin	43,633	41,826	1,807	0	43,633	1,807	0	0	0	0	43,633
Expenditure Totals:	195,953	163,970	31,983	0	195,953	31,983	0	0	0	0	195,953

Fund Balance Required	Budget+Prop. Inc./Dec.	Available+Prop. Inc./Dec.
Sewer Operations Fund-4210	195,953	31,983

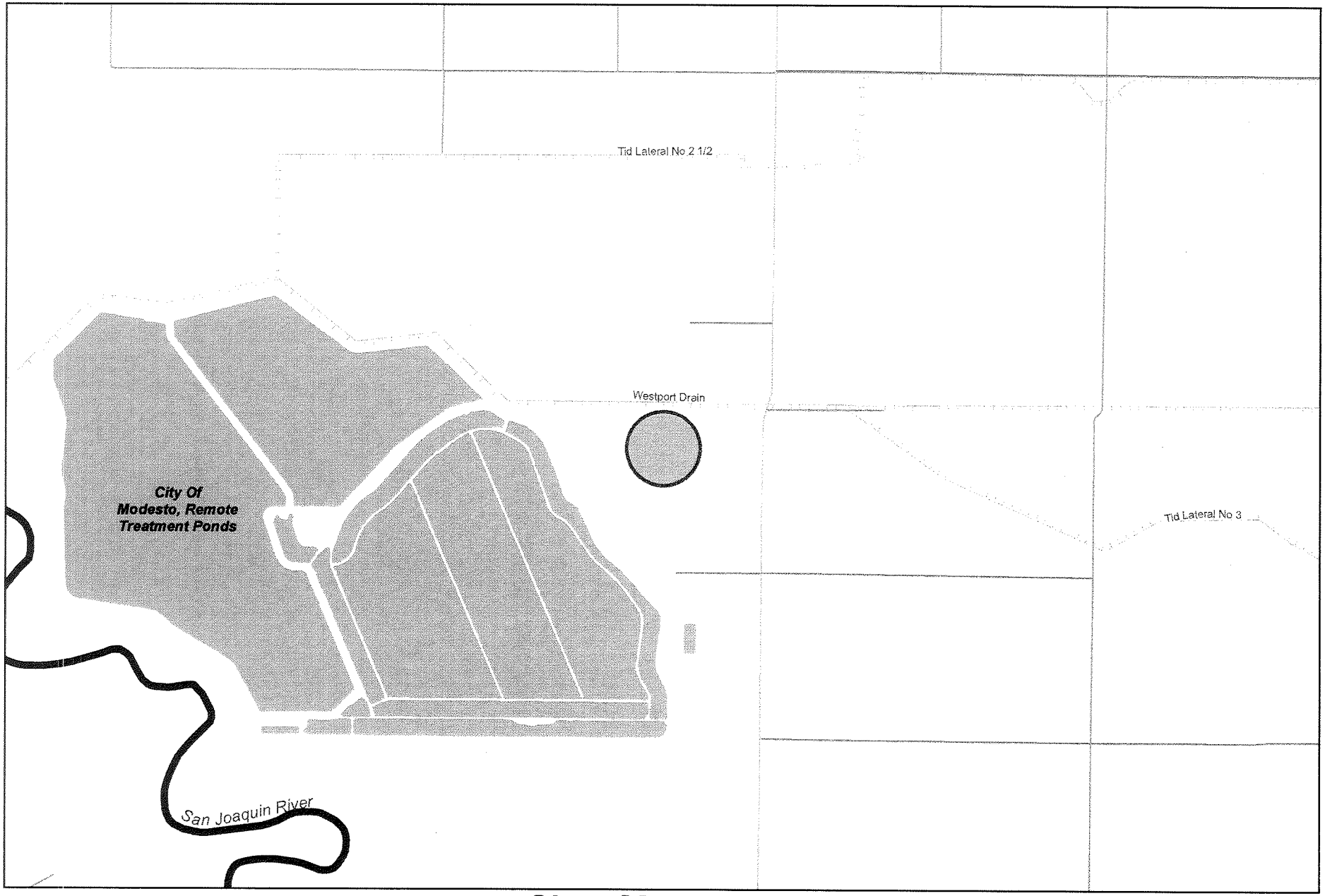

0 1,900 3,800
Feet

City of Modesto

Project #: 100520

UPP - Wastewater Treatment Phase 2 Tertiary

N

MODESTO
CALIFORNIA

UPP - Wastewater Treatment Phase 2 Tertiary

100520

Capital Unsponsored

Cost Center:	49999	*Category:*	Wastewater	*Start Date:*	2009
Hosting Fund:	Sewer Operations Fund-4210	*Type Class:*	Wastewater Utility	*End Date:*	2016
Element Listing:	Comm Svcs & Fac	*Area:*	Within City	*Status:*	Active
Classification:	Improvements	*Manager:*	Wong, William Sai	*Const. Code:*	Under Construction

Proj Desc: This project will provide funding for the Phase 2 improvements to the City's Secondary Water Quality Control (WQC) Plant. The improvements will expand the existing secondary treatment into tertiary treatment. This project is needed to meet the City's new discharge requirements by 2016.

Proj Stat: Construction started in summer 2012. This project is funded by State Revolving Fund (SRF) loans. Expected completion in summer 2016.

Revenues	Budget	Actuals+Commit	Available	Prop. Inc./Dec. for 13-14	Bud + Prop. Incr/Decr	Avail.+ Prop. Incr/Decr	14-15	15-16	16-17	17-18	Total Budgeted up to 2018
80501 Reserve - Bond Financing	125,280,090	0	125,280,090	0	125,280,090	125,280,090	0	0	0	0	125,280,090
Revenue Totals:	125,280,090	0	125,280,090	0	125,280,090	125,280,090	0	0	0	0	125,280,090

Expenditures	Budget	Actual+Commit	Available	Prop. Inc./Dec. for 13-14	Budget+Prop. Inc./Dec.	Avail.+Prop. Inc./Dec.	14-15	15-16	16-17	17-18	Total Budgeted up to 2018
CA Construction Admin	11,804,981	8,773,061	3,031,920	0	11,804,981	3,031,920	0	0	0	0	11,804,981
CON Construction	113,796,301	102,050,704	11,745,597	0	113,796,301	11,745,597	0	0	0	0	113,796,301
CTGY Contingency - CIP	5,741,554	0	5,741,554	0	5,741,554	5,741,554	0	0	0	0	5,741,554
EDA Eng/Design/Admin	14,627,412	14,270,943	356,469	0	14,627,412	356,469	0	0	0	0	14,627,412
Expenditure Totals:	145,970,248	125,094,708	20,875,540	0	145,970,248	20,875,540	0	0	0	0	145,970,248

Fund Balance Required	Budget+Prop. Inc./Dec.	Available+Prop. Inc./Dec.
Sewer Operations Fund-4210	20,690,158	-104,404,550

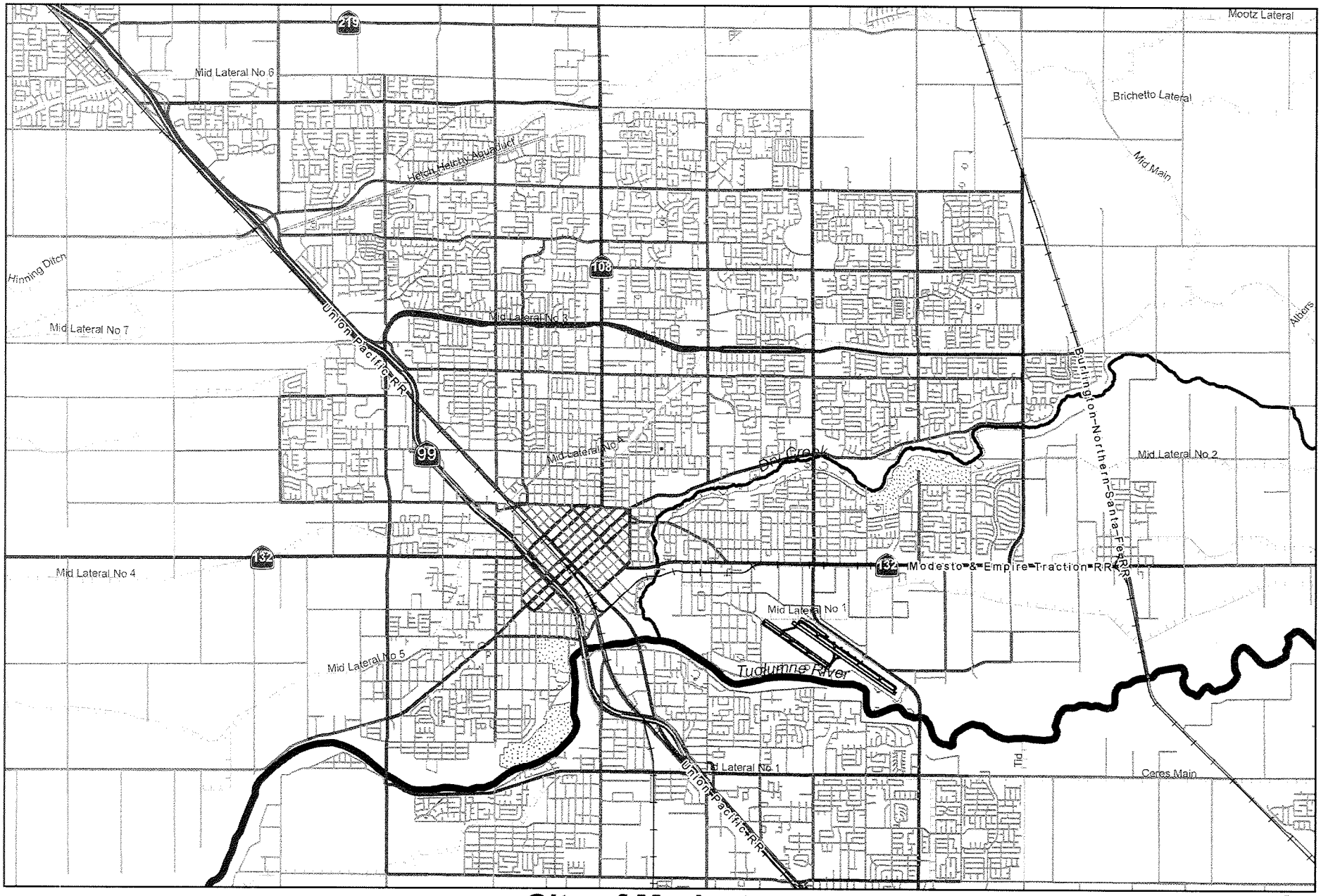

0 5,500 11,000
Feet

City of Modesto

Project #: 100521

UPP - North Valley Regional Recycled Water Project-Feasibility Study

MODESTO
CALIFORNIA

UPP - North Valley Regional Recycled Water Project-Feasibility Study

100521

Capital Unsponsored

Cost Center:	49999	*Category:*	Wastewater	*Start Date:*	2010
Hosting Fund:	Sewer Operations Fund-4210	*Type Class:*	Wastewater Utility	*End Date:*	2015
Element Listing:	Comm Svcs & Fac	*Area:*	Within City	*Status:*	Active
Classification:	Improvements	*Manager:*	Ulm, Richard D	*Const. Code:*	Not Awarded

Proj Desc: This is a series of feasibility studies for the NVRRWP. Projects in this program could produce and deliver up to 25,700 acre-feet per year of tertiary-treated recycled water, which can be used to irrigate food crops, public and privately owned landscaping, and other industrial uses at a reasonable cost to the Del Puerto Water District. The recycled water would be available from the combined effluents from the Cities of Modesto, Turlock, and Ceres and could irrigate 10,966 acres of land per year (at three acre-feet per acre of applied water).

Proj Stat: Phase 2 study currently underway. Study will determine alignment and preliminary costs for construction, a stakeholder engagement program, water rights, and modeling. Partners continue to pursue federal authorization for grant funding.

Expenditures	Budget	Actual+Commit	Available	Prop. Inc./Dec. for 13-14	Budget+Prop. Inc./Dec.	Avail.+Prop. Inc./Dec.	14-15	15-16	16-17	17-18	Total Budgeted up to 2018
CC Consultant Charges	570,349	570,349	0	540,000	1,110,349	540,000	0	0	0	0	1,110,349
EDA Eng/Design/Admin	55,000	37,604	17,396	60,000	115,000	77,396	0	0	0	0	115,000
Expenditure Totals:	625,349	607,953	17,396	600,000	1,225,349	617,396	0	0	0	0	1,225,349

Fund Balance Required	Budget+Prop. Inc./Dec.	Available+Prop. Inc./Dec.
Sewer Operations Fund-4210	1,225,349	617,396

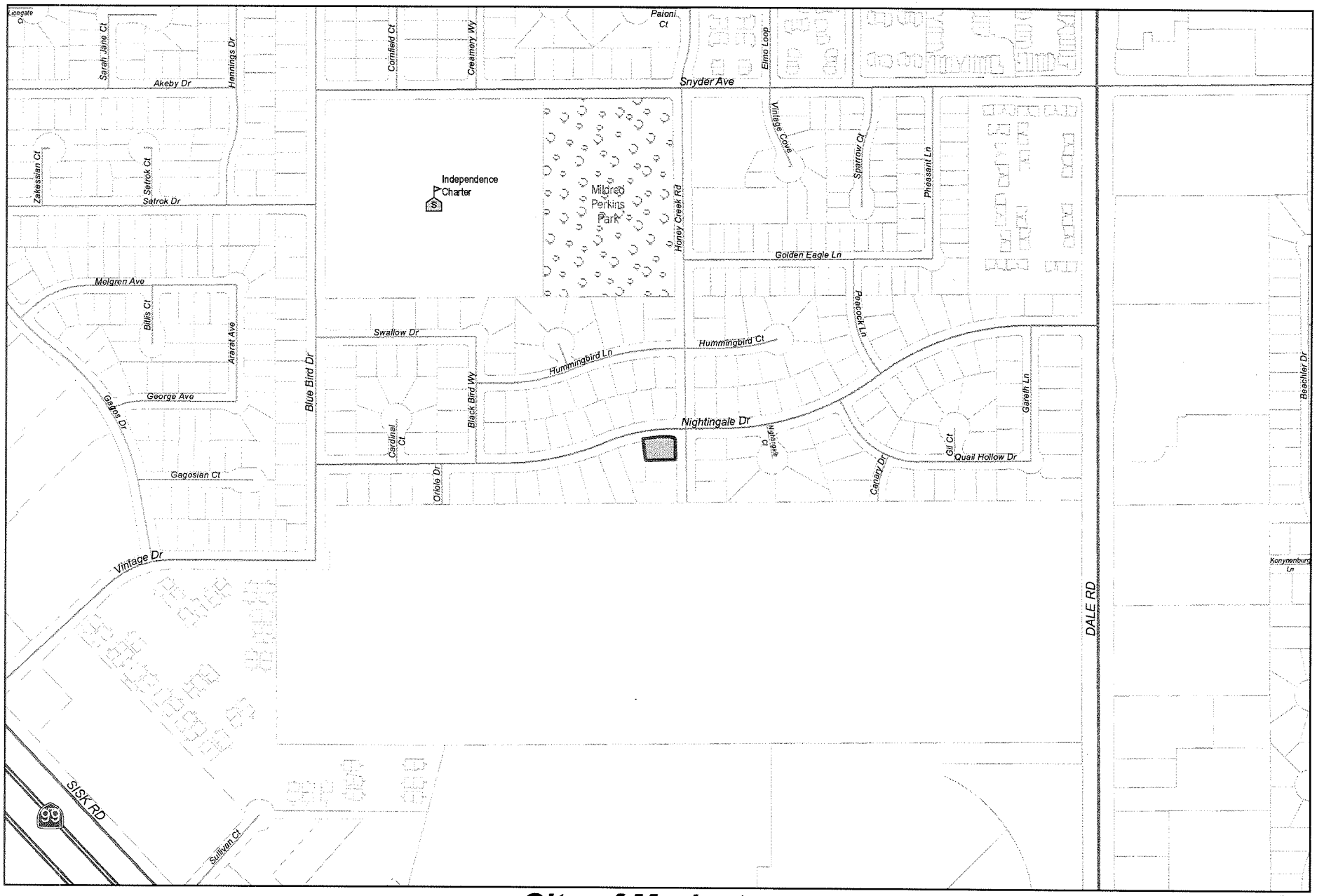

City of Modesto

Project #: 100523

UPP - Hahn Lift Station Project

UPP - Hahn Lift Station Project

100523

Capital Unsponsored

Cost Center:	49999	*Category:*	Wastewater	*Start Date:*	2010
Hosting Fund:	Sewer Operations Fund-4210	*Type Class:*	Rehabilitation - Collections	*End Date:*	2014
Element Listing:	Comm Svcs & Fac	*Area:*	Within City	*Status:*	Active
Classification:	Improvements	*Manager:*	Wong, William Sai	*Const. Code:*	Not Awarded

Proj Desc: This project will provide funding to relocate and increase the capacity of the existing Hahn Lift Station. The Hahn Lift Station will be moved from the street to an adjacent City owned property.

Proj Stat: Preliminary design is complete, currently in final design, and construction to begin in FY13-14.

Expenditures	Budget	Actual+Commit	Available	Prop. Inc./Dec. for 13-14	Budget+Prop. Inc./Dec.	Avail.+Prop. Inc./Dec.	14-15	15-16	16-17	17-18	Total Budgeted up to 2018
CA Construction Admin	0	0	0	227,150	227,150	227,150	0	0	0	0	227,150
CON Construction	0	0	0	1,135,749	1,135,749	1,135,749	0	0	0	0	1,135,749
CTGY Contingency - CIP	0	0	0	151,433	151,433	151,433	0	0	0	0	151,433
EDA Eng/Design/Admin	193,546	105,993	87,553	15,000	208,546	102,553	0	0	0	0	208,546
Expenditure Totals:	193,546	105,993	87,553	1,529,332	1,722,878	1,616,885	0	0	0	0	1,722,878

Fund Balance Required	Budget+Prop. Inc./Dec.	Available+Prop. Inc./Dec.
Sewer Operations Fund-4210	1,722,878	1,616,885

0 387.5 775
Feet

City of Modesto

Project #: 100524

UPP - Storm Drain Cross Connection Removal

MODESTO
CALIFORNIA

UPP - Storm Drain Cross Connection Removal

100524

Capital Unsponsored

Cost Center:	49999	*Category:*	Wastewater	*Start Date:*	2008
Hosting Fund:	Sewer Operations Fund-4210	*Type Class:*	Rehabilitation - Collections	*End Date:*	2014
Element Listing:	Comm Svcs & Fac	*Area:*	Within City	*Status:*	Active
Classification:	Improvements	*Manager:*	Wong, William Sai	*Const. Code:*	Not Awarded

Proj Desc: This project will provide funding for the removal of the Tributary Area 2 storm drain cross connections to the sewer collection system as identified in the Wastewater Master Plan. Current funds are for final design at the Garrison Park storm drain improvements.

Proj Stat: Final design for one cross connection area (Garrison Park) has been completed. Waiting for $3 million in Prop. 84 grants to fund construction. If grant received, the equivalent amount can be returned to reserves.

Expenditures	Budget	Actual+Commit	Available	Prop. Inc./Dec. for 13-14	Budget+Prop. Inc./Dec.	Avail.+Prop. Inc./Dec.	14-15	15-16	16-17	17-18	Total Budgeted up to 2018
CA Construction Admin	411,344	0	411,344	0	411,344	411,344	0	0	0	0	411,344
CON Construction	3,427,869	0	3,427,869	572,131	4,000,000	4,000,000	0	0	0	0	4,000,000
CTGY Contingency - CIP	342,787	0	342,787	0	342,787	342,787	0	0	0	0	342,787
EDA Eng/Design/Admin	755,490	663,692	91,798	0	755,490	91,798	0	0	0	0	755,490
Expenditure Totals:	4,937,490	663,692	4,273,798	572,131	5,509,621	4,845,929	0	0	0	0	5,509,621

Fund Balance Required	Budget+Prop. Inc./Dec.	Available+Prop. Inc./Dec.
Sewer Operations Fund-4210	5,509,621	4,845,929

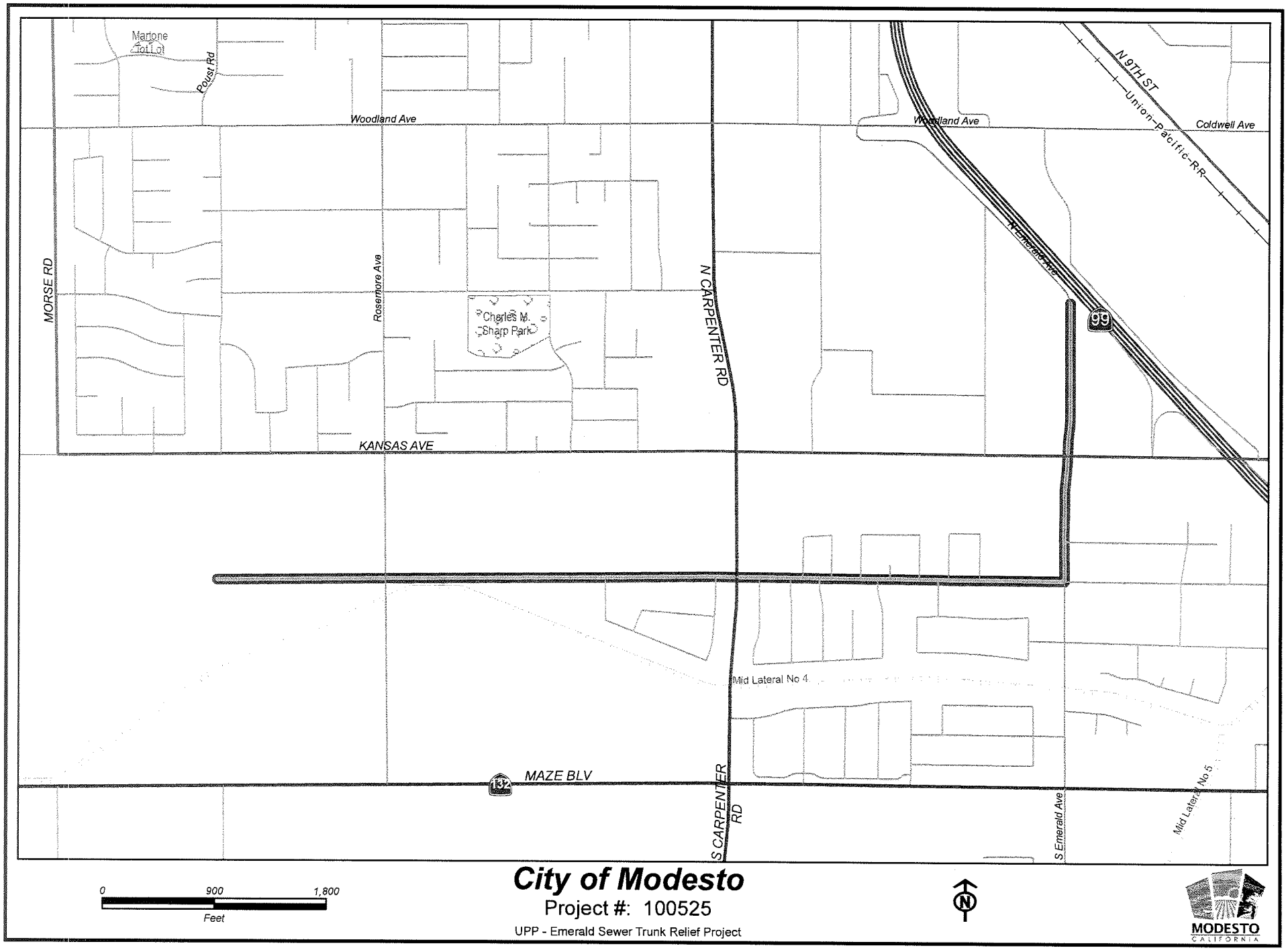

City of Modesto

Project #: 100525

UPP - Emerald Sewer Trunk Relief Project

UPP - Emerald Sewer Trunk Relief Project

100525

Capital Unsponsored

Cost Center:	49999	*Category:*	Wastewater	*Start Date:*	2008
Hosting Fund:	Sewer Operations Fund-4210	*Type Class:*	Expansion	*End Date:*	2014
Element Listing:	Comm Svcs & Fac	*Area:*	Within City	*Status:*	Active
Classification:	Improvements	*Manager:*	Wong, William Sai	*Const. Code:*	Under Construction

Proj Desc: This project is to provide funding for the project formerly identified as the Carpenter Relief Trunk in the Wastewater Master Plan. It was recently renamed to accurately reflect the actual pipe alignment. In order to reduce surcharging and the threat of sewer overflow in the Emerald Trunk, this project will be constructed to divert flow from Emerald Trunk upstream of Kansas Avenue.

Proj Stat: Final design complete. Construction to be awarded in FY12-13.

Expenditures	Budget	Actual+Commit	Available	Prop. Inc./Dec. for 13-14	Budget+Prop. Inc./Dec.	Avail.+Prop. Inc./Dec.	14-15	15-16	16-17	17-18	Total Budgeted up to 2018
EDA Eng/Design/Admin	1,229,798	1,210,276	19,522	0	1,229,798	19,522	185,662	0	0	0	1,415,460
Expenditure Totals:	1,229,798	1,210,276	19,522	0	1,229,798	19,522	185,662	0	0	0	1,415,460

Fund Balance Required	Budget+Prop. Inc./Dec.	Available+Prop. Inc./Dec.
Sewer Operations Fund-4210	1,229,798	19,522

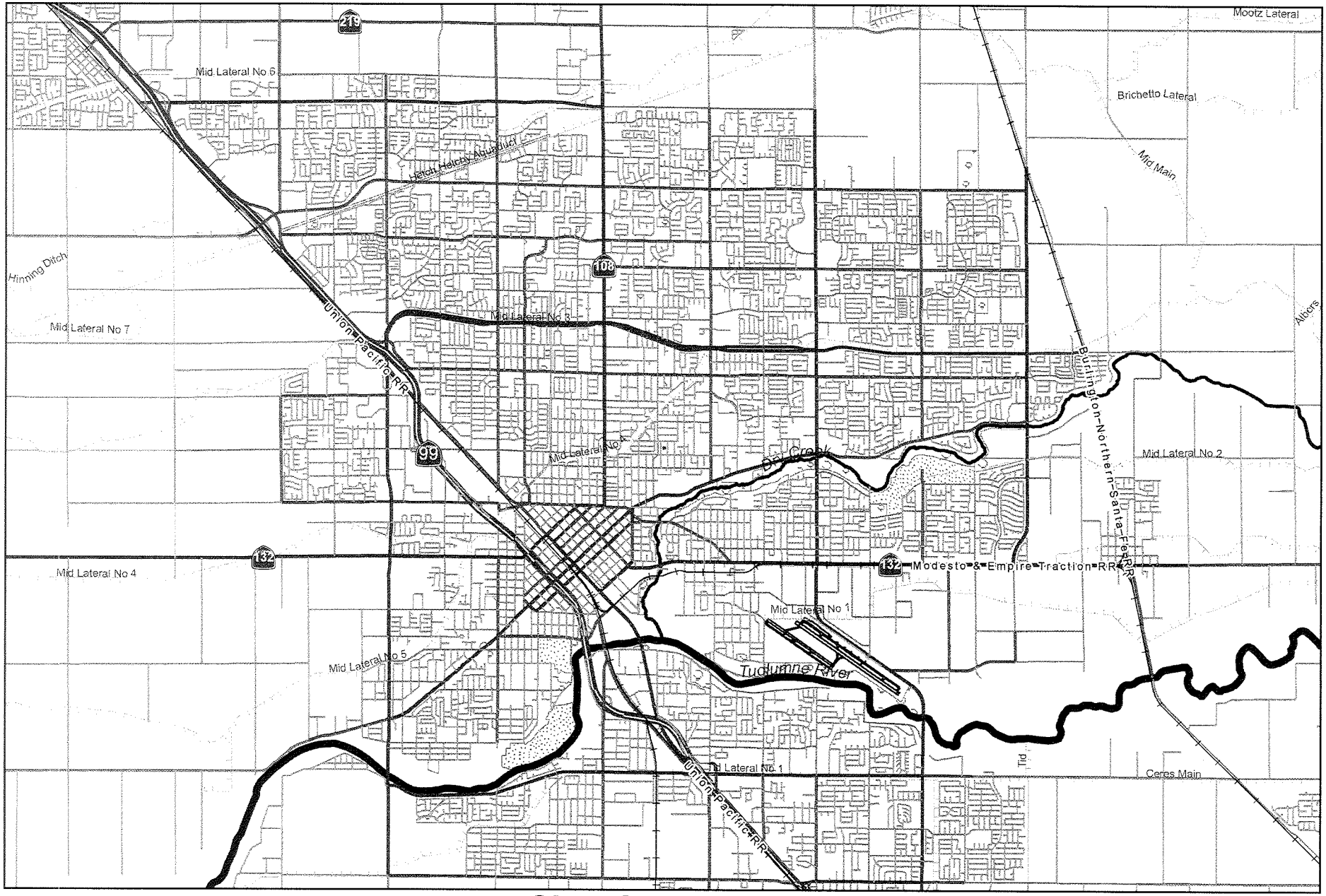

City of Modesto

Project #: 100528

UPP - Sanitary Sewer Corrosion Control Program

0 5,500 11,000
Feet

N

MODESTO
CALIFORNIA

UPP - Sanitary Sewer Corrosion Control Program

100528

Capital Unsponsored

Cost Center: 49999
Hosting Fund: Sewer Operations Fund-4210
Element Listing: Comm Svcs & Fac
Classification: Improvements

Category: Wastewater
Type Class: Rehabilitation - Collections
Area: Within City
Manager: Wong, William Sai

Start Date: 2010
End Date: 2018
Status: Active
Const. Code: New or Future

Proj Desc: This project is to provide funding to extend the useful life of the City's existing wastewater facilities as identified in the Wastewater Master Plan.

Proj Stat: City staff is currently researching chemical products to ensure the City selects the most cost effective chemicals for implementation. Pilot testing to begin in May 2013. Projected installation of permanent facility budgeted for FY 14/15

Expenditures	Budget	Actual+Commit	Available	Prop. Inc./Dec. for 13-14	Budget+Prop. Inc./Dec.	Avail.+Prop. Inc./Dec.	14-15	15-16	16-17	17-18	Total Budgeted up to 2018
CA Construction Admin	66,067	0	66,067	-30,000	36,067	36,067	41,067	41,067	62,200	62,200	242,601
CCF CCF	30,000	15,416	14,584	0	30,000	14,584	0	0	0	0	30,000
CON Construction	660,672	0	660,672	-300,000	360,672	360,672	410,672	410,672	613,400	613,400	2,408,816
CTGY Contingency - CIP	66,067	0	66,067	-30,000	36,067	36,067	41,067	41,067	62,200	62,200	242,601
EA Equipment Acquisitio	7,268	103	7,165	0	7,268	7,165	0	0	0	0	7,268
EDA Eng/Design/Admin	195,285	141,118	54,167	41,067	236,352	95,234	41,067	41,067	62,200	62,200	442,886
Expenditure Totals:	1,025,359	156,638	868,721	-318,933	706,426	549,788	533,873	533,873	800,000	800,000	3,374,172

Fund Balance Required	Budget+Prop. Inc./Dec.	Available+Prop. Inc./Dec.
Sewer Operations Fund-4210	706,426	549,788

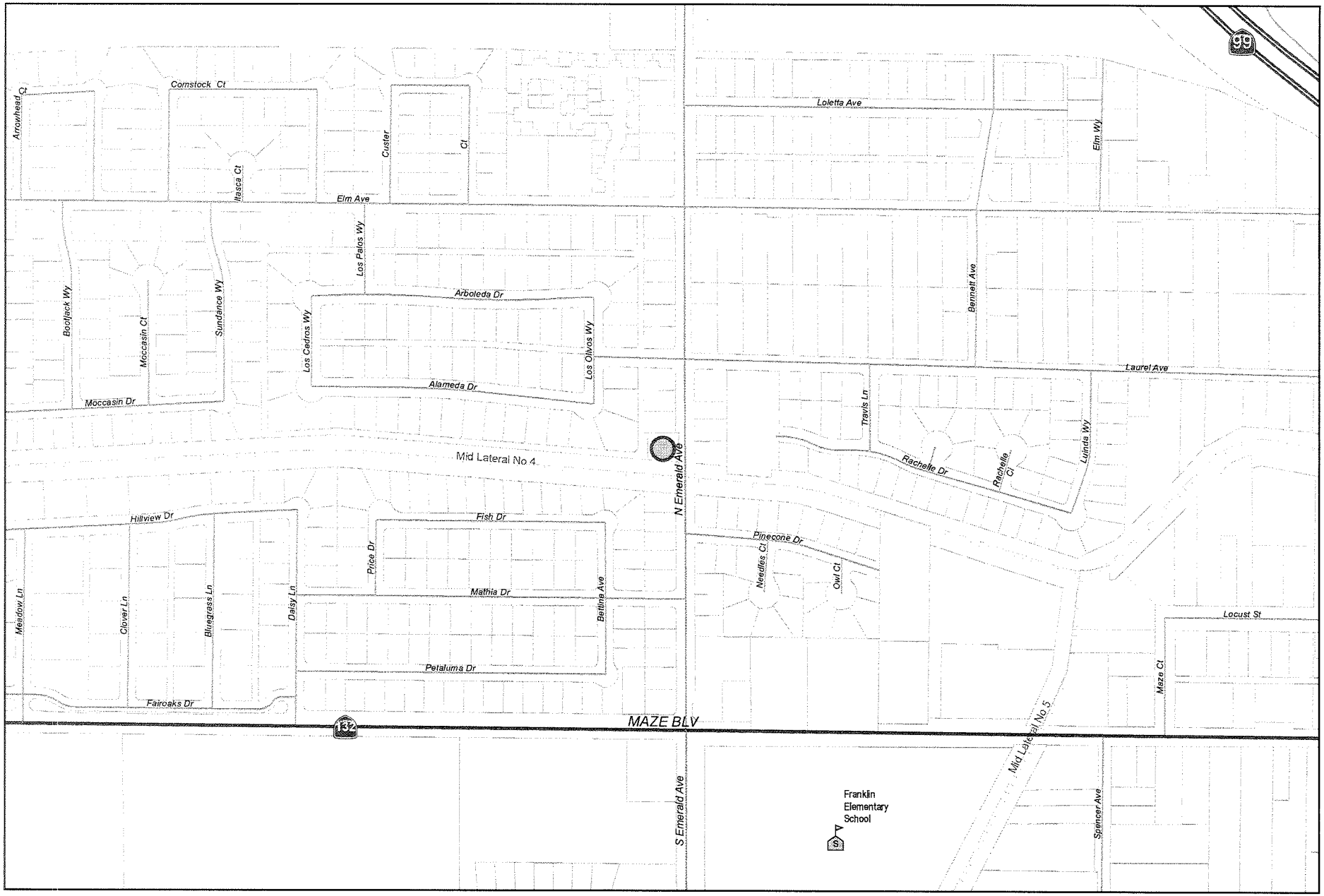

0 387.5 775
Feet

City of Modesto

Project #: 100529

UPP - Emerald Lift Station

MODESTO
CALIFORNIA

UPP - Emerald Lift Station

100529

Capital Unsponsored

Cost Center:	49999	*Category:*	Wastewater	*Start Date:*	2009
Hosting Fund:	Sewer Operations Fund-4210	*Type Class:*	Rehabilitation - Collections	*End Date:*	2014
Element Listing:	Comm Svcs & Fac	*Area:*	Within City	*Status:*	Active
Classification:	Improvements	*Manager:*	Wong, William Sai	*Const. Code:*	Under Construction

Proj Desc: This project will provide funding for the rehabilitation of the Emerald Lift Station as identified in the Wastewater Master Plan. The lift station is over 50 years old, and needs to be rehabilitated to accommodate current and future flows.

Proj Stat: Final design complete. Construction to begin in FY 12/13.

Expenditures	Budget	Actual+Commit	Available	Prop. Inc./Dec. for 13-14	Budget+Prop. Inc./Dec.	Avail.+Prop. Inc./Dec.	14-15	15-16	16-17	17-18	Total Budgeted up to 2018
CA Construction Admin	246,500	0	246,500	0	246,500	246,500	0	0	0	0	246,500
CON Construction	2,465,000	0	2,465,000	300,000	2,765,000	2,765,000	0	0	0	0	2,765,000
CTGY Contingency - CIP	246,500	0	246,500	0	246,500	246,500	0	0	0	0	246,500
EDA Eng/Design/Admin	563,301	479,709	83,592	0	563,301	83,592	0	0	0	0	563,301
Expenditure Totals:	3,521,301	479,709	3,041,592	300,000	3,821,301	3,341,592	0	0	0	0	3,821,301

Fund Balance Required	Budget+Prop. Inc./Dec.	Available+Prop. Inc./Dec.
Sewer Operations Fund-4210	3,821,301	3,341,592

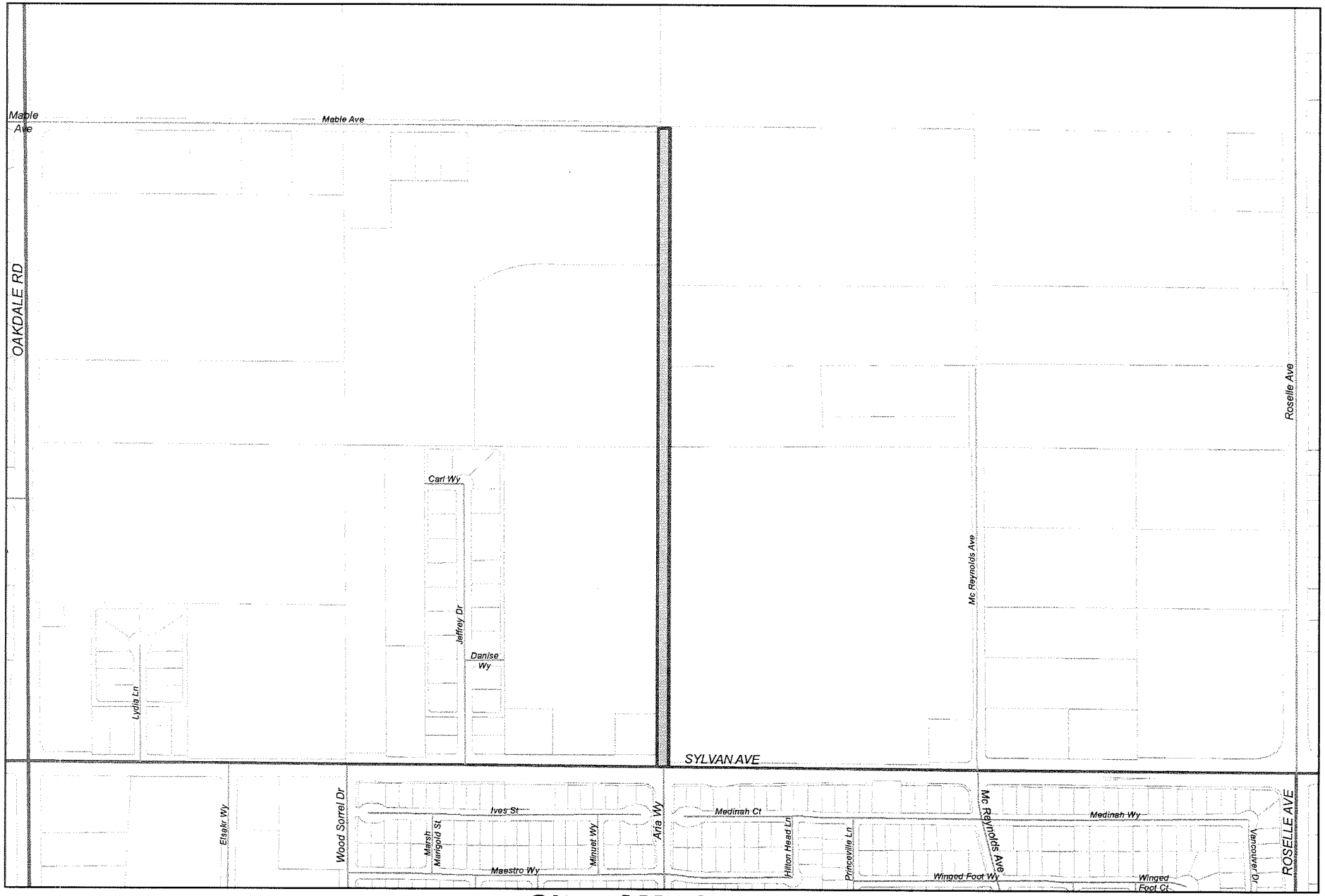

0 495 990
Feet

City of Modesto

Project #: 100533

UPP - Sonoma Trunk Extension SO-1

MODESTO
CALIFORNIA

UPP - Sonoma Trunk Extension SO-1

100533

Capital Unsponsored

Cost Center:	49999	*Category:*	Wastewater	*Start Date:*	2009
Hosting Fund:	Sewer Operations Fund-4210	*Type Class:*	Expansion	*End Date:*	2019
Element Listing:	Comm Svcs & Fac	*Area:*	Within City	*Status:*	Active
Classification:	Improvements	*Manager:*	Wong, William Sai	*Const. Code:*	Not Awarded

Proj Desc: This project will provide funding the extension of Sonoma Trunk SO-1 as identified in the Wastewater Master Plan. The proposed improvement, 27" sewer from Sylvan Avenue to South of Mable Avenue, is to serve future development.

Proj Stat: This project is to be designed for the Tivoli project. This project is currently deferred pending development.

Expenditures	Budget	Actual+Commit	Available	Prop. Inc./Dec. for 13-14	Budget+Prop. Inc./Dec.	Avail.+Prop. Inc./Dec.	14-15	15-16	16-17	17-18	Total Budgeted up to 2018
EDA Eng/Design/Admin	15,008	15,008	0	0	15,008	0	0	0	0	0	15,008
Expenditure Totals:	15,008	15,008	0	0	15,008	0	0	0	0	0	15,008

Fund Balance Required	Budget+Prop. Inc./Dec.	Available+Prop. Inc./Dec.
Sewer Operations Fund-4210	15,008	0

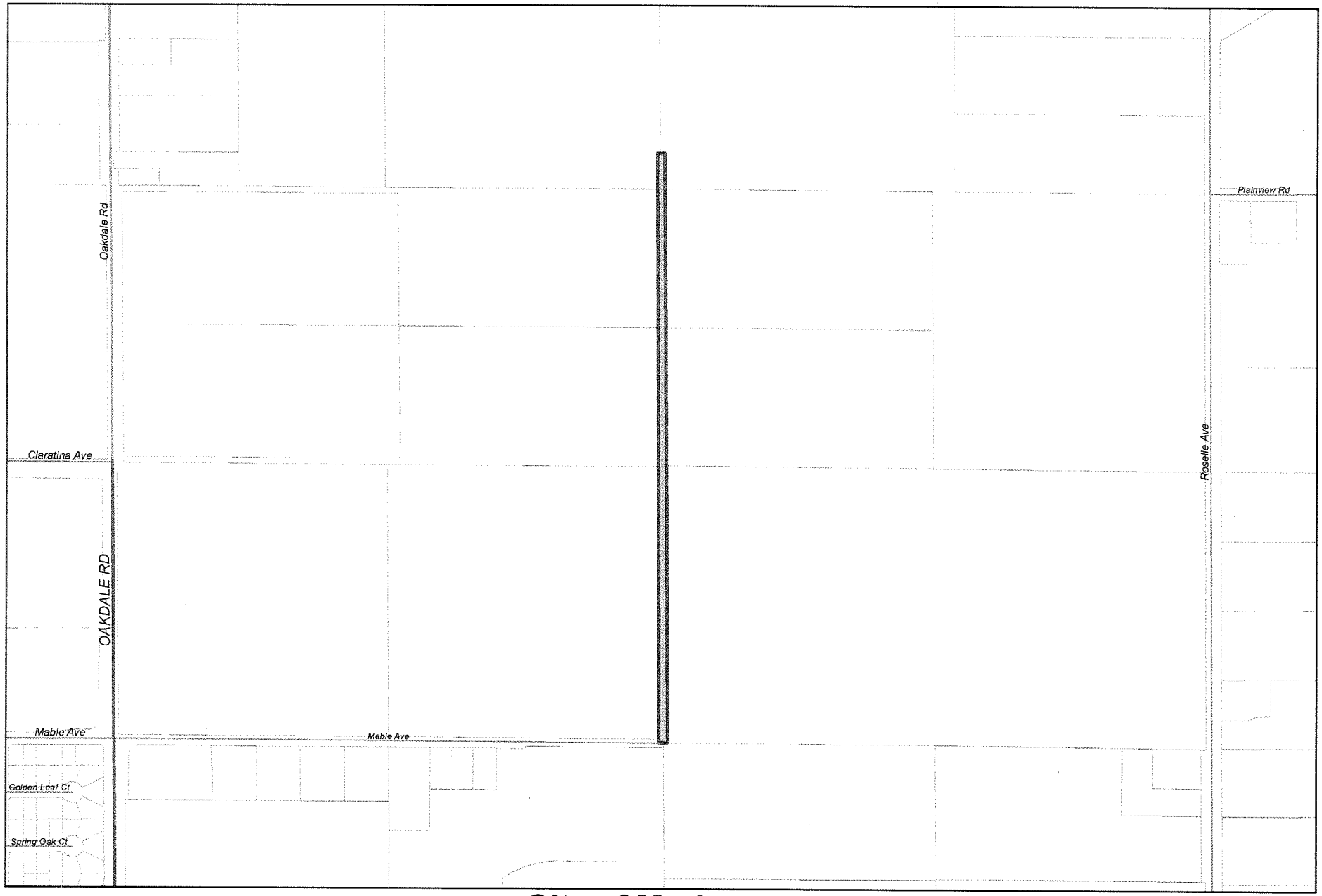

0 550 1,100
Feet

City of Modesto

Project #: 100534

UPP - New Tivoli Sewer Main to Sonoma Trunk

N

MODESTO
CALIFORNIA

UPP - New Tivoli Sewer Main to Sonoma Trunk

100534

Capital Unsponsored

Cost Center:	49999	*Category:*	Wastewater	*Start Date:*	2014
Hosting Fund:	Sewer Operations Fund-4210	*Type Class:*	Wastewater Utility	*End Date:*	2015
Element Listing:	Comm Svcs & Fac	*Area:*	Within City	*Status:*	New
Classification:	Improv	*Manager:*	Wong, William Sai	*Const. Code:*	New or Future

Proj Desc: This project will provide funding for the design and construction of a new 10" sewer main from the intersection of Mable Ave and Oakdale Road, to the Sonoma Trunk, located on Sylvan Avenue

Proj Stat: Design to begin in FY13-14. Construction anticipated to begin in late FY 13/14.

Expenditures	Budget	Actual+Commit	Available	Prop. Inc./Dec. for 13-14	Budget+Prop. Inc./Dec.	Avail.+Prop. Inc./Dec.	14-15	15-16	16-17	17-18	Total Budgeted up to 2018
CA Construction Admin	0	0	0	25,000	25,000	25,000	0	0	0	0	25,000
CON Construction	0	0	0	200,000	200,000	200,000	0	0	0	0	200,000
CTGY Contingency - CIP	0	0	0	25,000	25,000	25,000	0	0	0	0	25,000
EDA Eng/Design/Admin	0	0	0	25,000	25,000	25,000	0	0	0	0	25,000
Expenditure Totals:		0	0	275,000	275,000	275,000	0	0	0	0	275,000

Fund Balance Required	Budget+Prop. Inc./Dec.	Available+Prop. Inc./Dec.
Sewer Operations Fund-4210	275,000	275,000

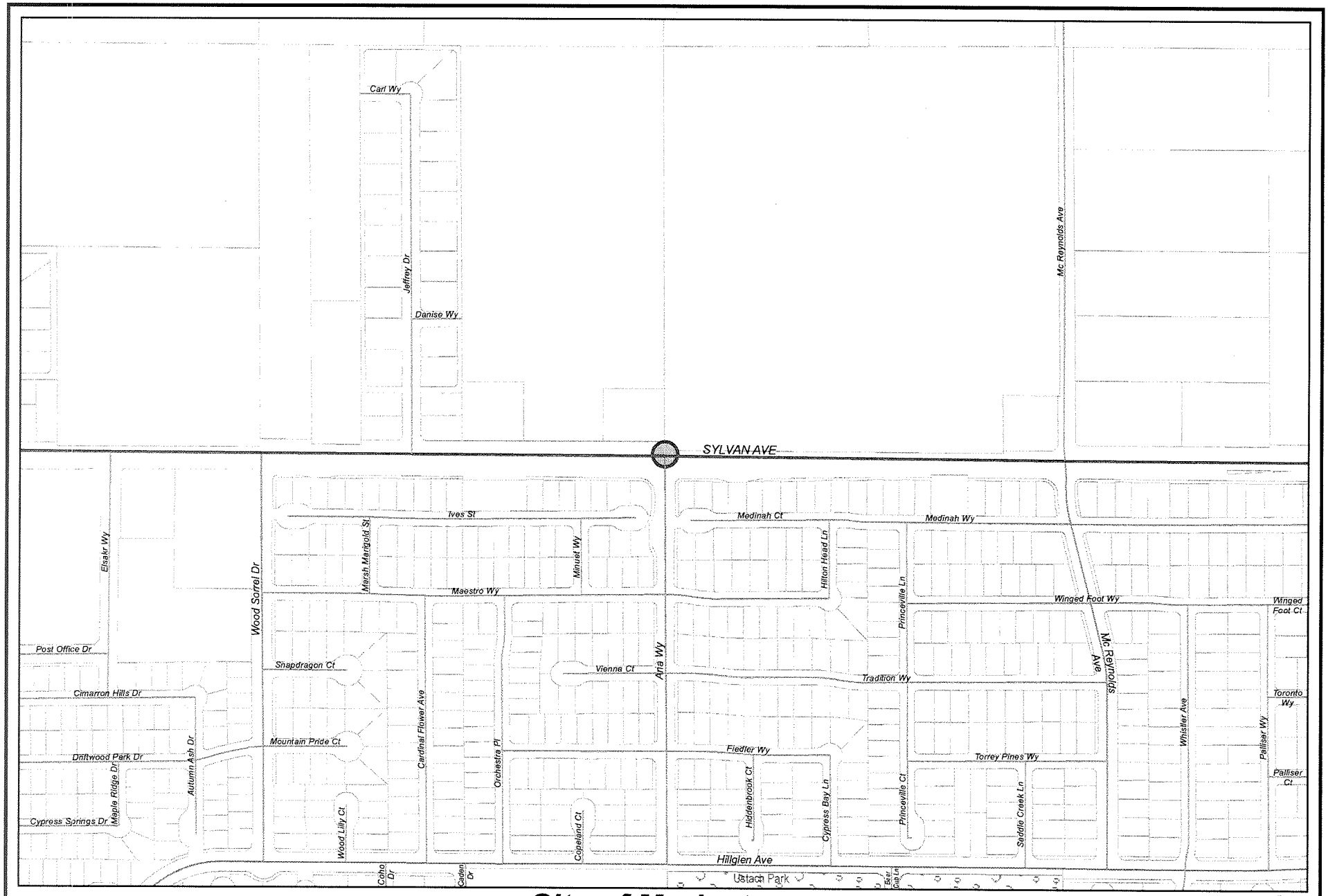

0 387.5 775
Feet

City of Modesto

Project #: 100535

UPP - Sonoma Trunk Extension Lift Station

MODESTO
CALIFORNIA

UPP - Sonoma Trunk Extension Lift Station

100535

Capital Unsponsored

Cost Center:	49999	*Category:*	Wastewater	*Start Date:*	2009
Hosting Fund:	Sewer Operations Fund-4210	*Type Class:*	Rehabilitation - Collections	*End Date:*	2019
Element Listing:	Comm Svcs & Fac	*Area:*	Within City	*Status:*	Active
Classification:	Improvements	*Manager:*	Wong, William Sai	*Const. Code:*	Not Awarded

Proj Desc: This project will provide funding the Sonoma Trunk Lift Station as identified in the Wastewater Master Plan. A lift station near Sylvan Avenue to pump wastewater into the Sonoma Trunk is necessary due to the Sonoma Trunk being shallow at Sylvan Avenue.

Proj Stat: This project to be designed with the Tivoli project. This project is currently deferred pending development.

Expenditures	Budget	Actual+Commit	Available	Prop. Inc./Dec. for 13-14	Budget+Prop. Inc./Dec.	Avail.+Prop. Inc./Dec.	14-15	15-16	16-17	17-18	Total Budgeted up to 2018
EDA Eng/Design/Admin	1,024	1,021	3	0	1,024	3	0	0	0	0	1,024
LA Land Acquisition	100,000	0	100,000	0	100,000	100,000	0	0	0	0	100,000
Expenditure Totals:	101,024	1,021	100,003	0	101,024	100,003	0	0	0	0	101,024

Fund Balance Required	Budget+Prop. Inc./Dec.	Available+Prop. Inc./Dec.
Sewer Operations Fund-4210	101,024	100,003

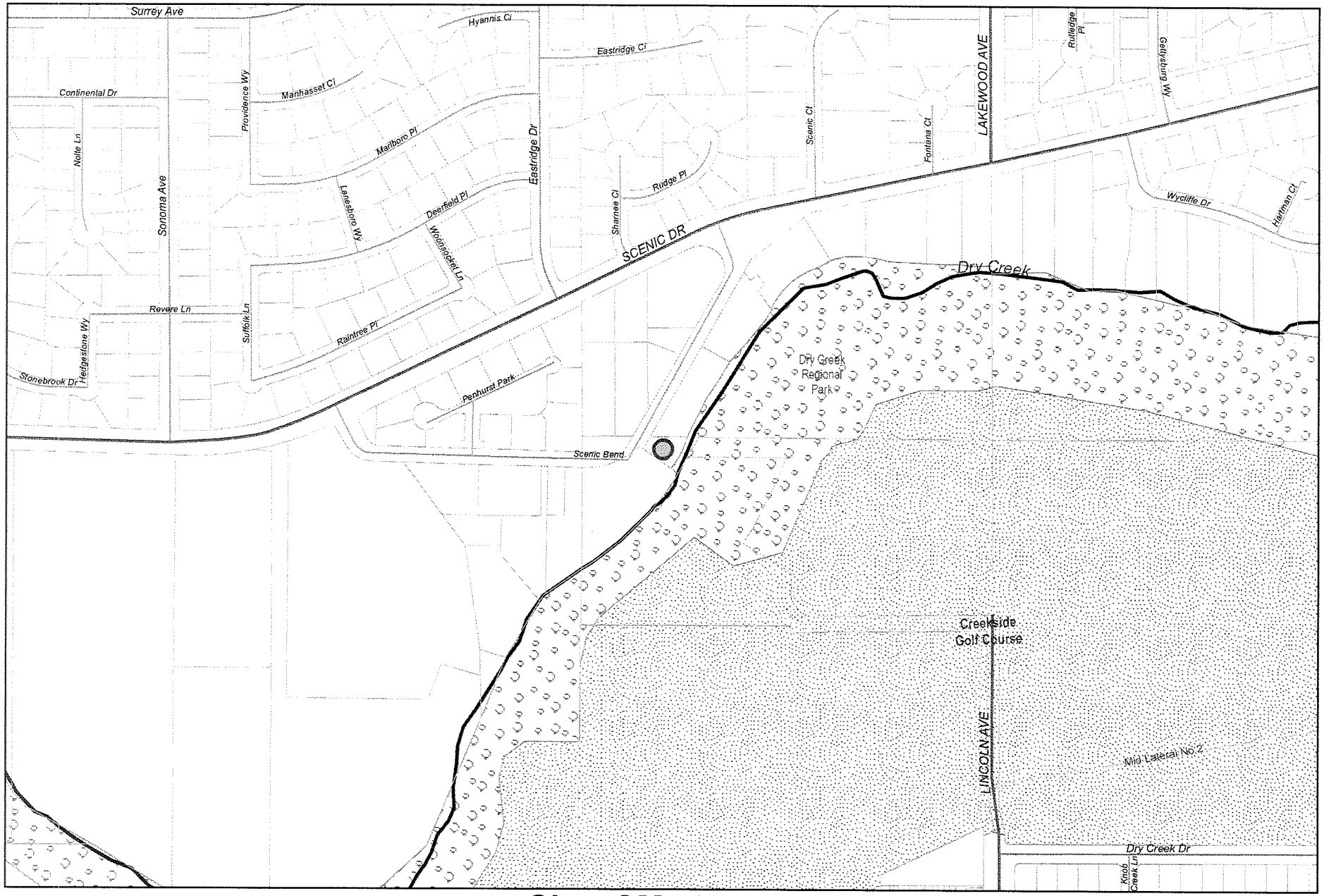

0 387.5 775
Feet

City of Modesto

Project #: 100537

UPP - Scenic Sewer Lift Station

MODESTO
CALIFORNIA

UPP - Scenic Sewer Lift Station

100537

Capital Unsponsored

Cost Center:	49999	*Category:*	Wastewater	*Start Date:*	2005
Hosting Fund:	Sewer Operations Fund-4210	*Type Class:*	Wastewater Utility	*End Date:*	2014
Element Listing:	Comm Svcs & Fac	*Area:*	Within City	*Status:*	Active
Classification:	Improvements	*Manager:*	Wong, William Sai	*Const. Code:*	Under Construction

Proj Desc: This project provides funding for replacement of deteriorating pumps, valves, piping, electrical control gear. This lift station will require capacity expansion due to increased neighborhood flows and conversion from dry-pit type to submersible type lift station, which will eliminate unsafe confined space entry conditions. New development will contribute proportional share costs to this project, which will be identified through sewer capacity studies.

Proj Stat: This project to begin construction in late 2012.

Expenditures	Budget	Actual+Commit	Available	Prop. Inc./Dec. for 13-14	Budget+Prop. Inc./Dec.	Avail.+Prop. Inc./Dec.	14-15	15-16	16-17	17-18	Total Budgeted up to 2018
CA Construction Admin	238,229	3,154	235,075	0	238,229	235,075	0	0	0	0	238,229
CON Construction	1,575,345	0	1,575,345	0	1,575,345	1,575,345	0	0	0	0	1,575,345
CTGY Contingency - CIP	157,535	0	157,535	0	157,535	157,535	0	0	0	0	157,535
EDA Eng/Design/Admin	329,814	301,460	28,354	0	329,814	28,354	0	0	0	0	329,814
Expenditure Totals:	2,300,923	304,614	1,996,309	0	2,300,923	1,996,309	0	0	0	0	2,300,923

Fund Balance Required	Budget+Prop. Inc./Dec.	Available+Prop. Inc./Dec.
Sewer Operations Fund-4210	2,300,923	1,996,309

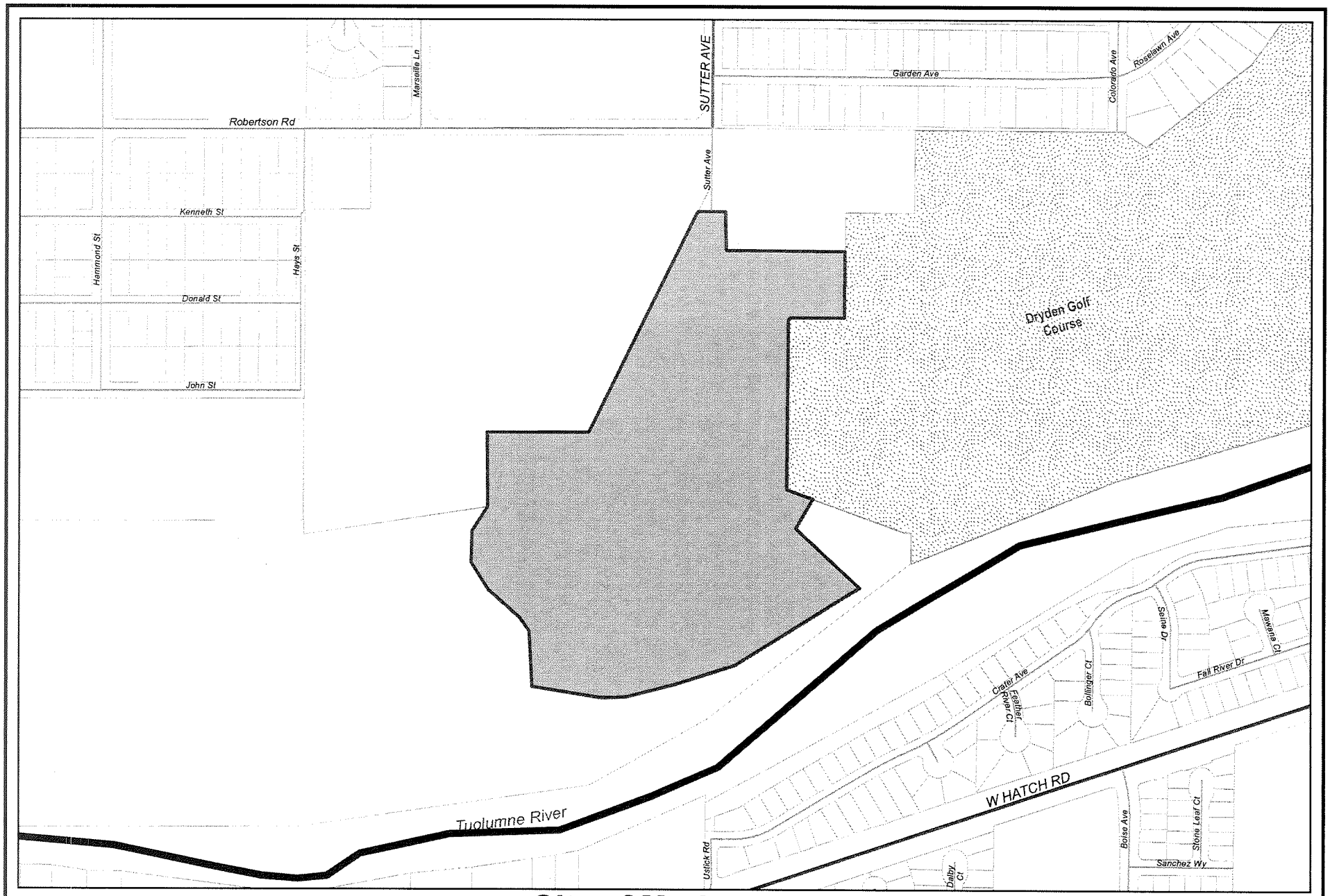

0 387.5 775
Feet

City of Modesto

Project #: 100543

UPP - New Anaerobic Digester (100542)

MODESTO
CALIFORNIA

UPP - New Anaerobic Digester (100542)

100543

Capital Unsponsored

Cost Center:	49999	*Category:*	Wastewater	*Start Date:*	2010
Hosting Fund:	Sewer Operations Fund-4210	*Type Class:*	Wastewater Utility	*End Date:*	2013
Element Listing:	Comm Svcs & Fac	*Area:*	Within City	*Status:*	Active
Classification:	Improvements	*Manager:*	Wong, William Sai	*Const. Code:*	To be Closed

Proj Desc: This project will provide funding for the design and construction of a new anaerobic digester at the City's Sutter Avenue Primary location.

Proj Stat: Preliminary design is complete. Project to be deferred to future years and account TO BE CLOSED.

Expenditures	Budget	Actual+Commit	Available	Prop. Inc./Dec. for 13-14	Budget+Prop. Inc./Dec.	Avail.+Prop. Inc./Dec.	14-15	15-16	16-17	17-18	Total Budgeted up to 2018
CA Construction Admin	1,062,500	0	1,062,500	0	1,062,500	1,062,500	0	0	0	0	1,062,500
CON Construction	10,625,000	0	10,625,000	0	10,625,000	10,625,000	0	0	0	0	10,625,000
CTGY Contingency - CIP	1,062,500	0	1,062,500	0	1,062,500	1,062,500	0	0	0	0	1,062,500
EDA Eng/Design/Admin	2,300,086	794,329	1,505,757	0	2,300,086	1,505,757	0	0	0	0	2,300,086
Expenditure Totals:	15,050,086	794,329	14,255,757	0	15,050,086	14,255,757	0	0	0	0	15,050,086

Fund Balance Required	Budget+Prop. Inc./Dec.	Available+Prop. Inc./Dec.
Sewer Operations Fund-4210	15,050,086	14,255,757

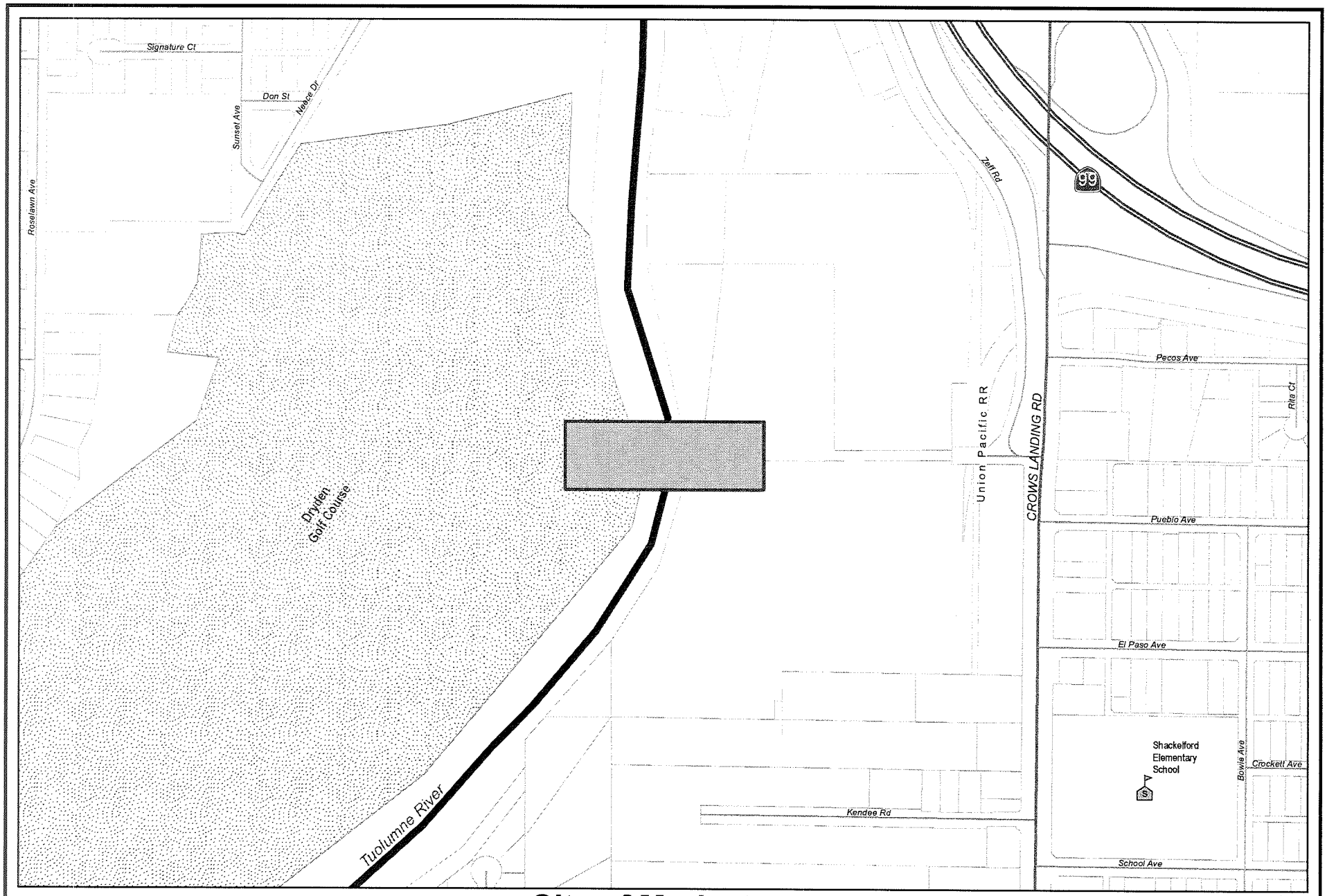

0 387.5 775
Feet

City of Modesto

Project #: 100544

UPP - Shackleford Crossing

MODESTO
CALIFORNIA

UPP - Shackleford Crossing

100544

Capital Unsponsored

Cost Center: 49999
Hosting Fund: Sewer Operations Fund-4210
Element Listing: Comm Svcs & Fac
Classification: Improvements

Category: Wastewater
Type Class: Rehabilitation - Collections
Area: Infill Areas
Manager: Wong, William Sai

Start Date: 2002
End Date: 2015
Status: Active
Const. Code: Not Awarded

Proj Desc: The Shackelford Crossing project will upgrade and rehabilitate the existing sewer crossing, which is under capacity and deteriorating. This project will use Horizontal Directional Drilling (HDD) to install new sewer lines under the Tuolumne River.

Proj Stat: Final design is almost complete, and waiting for right-of-way and permits. Expected construction in FY13-14.

Expenditures	Budget	Actual+Commit	Available	Prop. Inc./Dec. for 13-14	Budget+Prop. Inc./Dec.	Avail.+Prop. Inc./Dec.	14-15	15-16	16-17	17-18	Total Budgeted up to 2018
CA Construction Admin	167,048	341	166,707	0	167,048	166,707	0	0	0	0	167,048
CON Construction	1,389,222	0	1,389,222	0	1,389,222	1,389,222	0	0	0	0	1,389,222
CTGY Contingency - CIP	138,922	0	138,922	0	138,922	138,922	0	0	0	0	138,922
EDA Eng/Design/Admin	462,989	427,143	35,846	0	462,989	35,846	0	0	0	0	462,989
ENV CIP - Environmental	17,500	14,456	3,044	0	17,500	3,044	0	0	0	0	17,500
LA Land Acquistion	85,000	1,264	83,736	0	85,000	83,736	0	0	0	0	85,000
PD Project Development	583	582	1	0	583	1	0	0	0	0	583
Expenditure Totals:	2,261,264	443,786	1,817,478	0	2,261,264	1,817,478	0	0	0	0	2,261,264

Fund Balance Required	Budget+Prop. Inc./Dec.	Available+Prop. Inc./Dec.
Sewer Operations Fund-4210	2,261,264	1,817,478

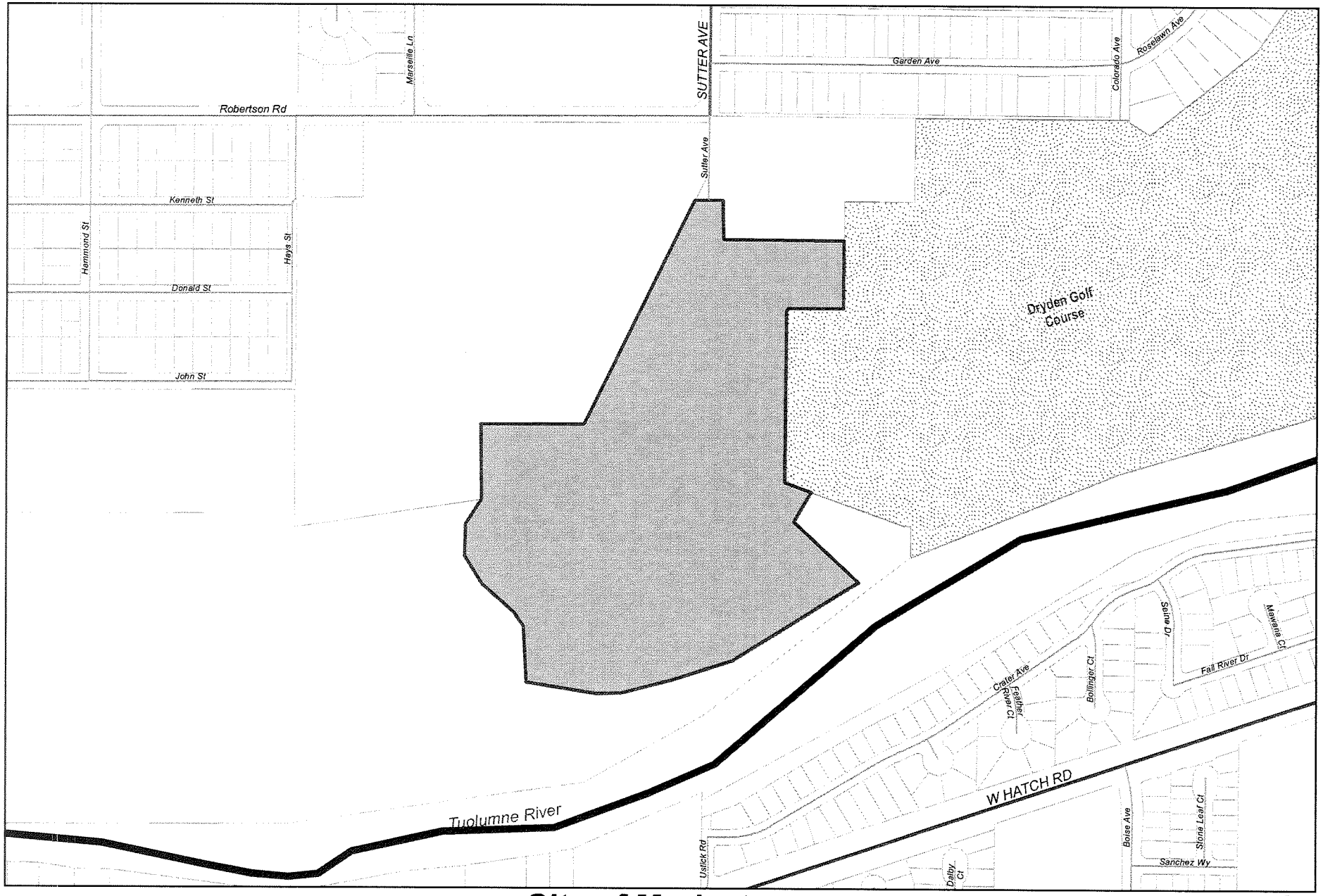

0 387.5 775
Feet

City of Modesto

Project #: 100546

UPP - Wastewater Treatment - Phase 1A Tertiary

N

MODESTO
CALIFORNIA

UPP - Wastewater Treatment - Phase 1A Tertiary

100546

Capital Unsponsored

Cost Center:	49999	*Category:*	Wastewater	*Start Date:*	2006
Hosting Fund:	Sewer Operations Fund-4210	*Type Class:*	Expansion	*End Date:*	2013
Element Listing:	Comm Svcs & Fac	*Area:*	Within City	*Status:*	Active
Classification:	Improvements	*Manager:*	Wong, William Sai	*Const. Code:*	To Be Closed

Proj Desc: This project provides funding for Phase 1A Tertiary Treatment for the Wastewater Treatment Plant. It is anticipated that the City will need to upgrade its existing wastewater treatment in order to continue to discharge treated effluent into the San Joaquin River. This project will be used to design and construct tertiary treatment Phase 1A upgrades, as identified in the Wastewater Master Plan. This project will include secondary intake structure, pump stations, fine screen, oxidation ditch, membrane bioreactor (MBR), a 12,000 ft. long effluent pipeline, chemical addition systems, and disinfection improvements.

Proj Stat: Construction complete. This project to be closed after permit requirements are met.

Revenues

	Budget	Actuals+Commit	Available	Prop. Inc./Dec. for 13-14	Bud + Prop. Incr/Decr	Avail.+ Prop. Incr/Decr	14-15	15-16	16-17	17-18	Total Budgeted up to 2018
64210 Transfer In from Fund 4210	2,580,992	2,580,992	0	0	2,580,992	0	0	0	0	0	2,580,992
64211 Transfer In from Fund 4211	1,570,000	1,570,000	0	0	1,570,000	0	0	0	0	0	1,570,000
64240 Transfer In from Fund 4240	7,669,446	7,669,446	0	0	7,669,446	0	0	0	0	0	7,669,446
80501 Reserve - Bond Financing	24,747,693	0	24,747,693	0	24,747,693	24,747,693	0	0	0	0	24,747,693
Revenue Totals:	36,568,131	11,820,438	24,747,693	0	36,568,131	24,747,693	0	0	0	0	36,568,131

Expenditures

	Budget	Actual+Commit	Available	Prop. Inc./Dec. for 13-14	Budget+Prop. Inc./Dec.	Avail.+Prop. Inc./Dec.	14-15	15-16	16-17	17-18	Total Budgeted up to 2018
CA Construction Admin	1,523,704	1,519,646	4,058	0	1,523,704	4,058	0	0	0	0	1,523,704
CON Construction	19,864,695	19,620,105	244,590	0	19,864,695	244,590	0	0	0	0	19,864,695
CTGY Contingency - CIP	1,500,000	1,499,999	1	0	1,500,000	1	0	0	0	0	1,500,000
EDA Eng/Design/Admin	3,351,636	3,142,772	208,864	0	3,351,636	208,864	0	0	0	0	3,351,636
Expenditure Totals:	26,240,035	25,782,521	457,514	0	26,240,035	457,514	0	0	0	0	26,240,035

Fund Balance Required	Budget+Prop. Inc./Dec.	Available+Prop. Inc./Dec.
Sewer Operations Fund-4210	-10,328,096	-24,290,179

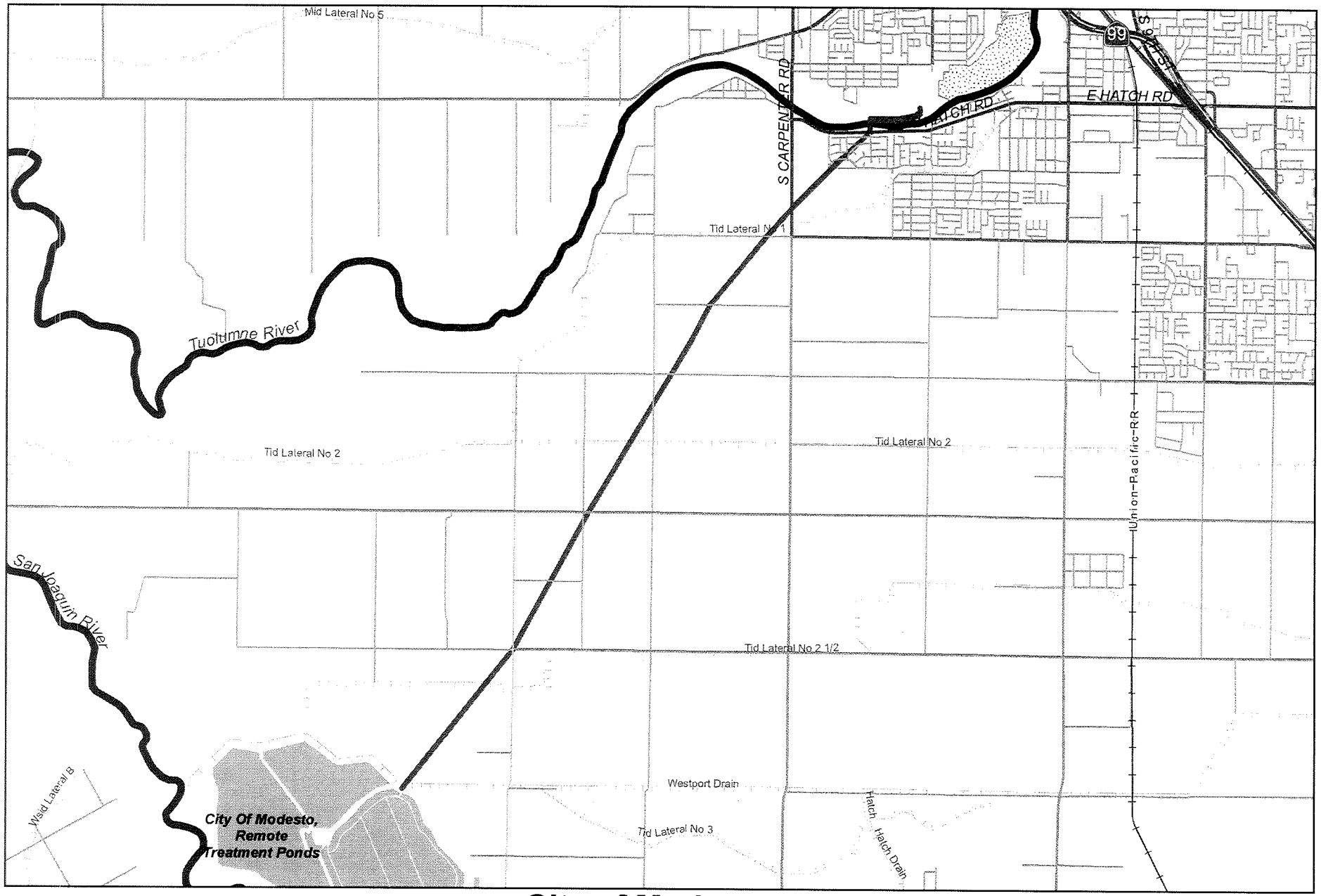

0 4,600 9,200
Feet

City of Modesto

Project #: 100549

UPP - Primary Outfall Rehabilitation

N

MODESTO
CALIFORNIA

UPP - Primary Outfall Rehabilitation

100549

Capital Unsponsored

Cost Center:	49999	*Category:*	Wastewater	*Start Date:*	2006
Hosting Fund:	Sewer Operations Fund-4210	*Type Class:*	Rehabilitation - Secondary	*End Date:*	2013
Element Listing:	Comm Svcs & Fac	*Area:*	Within City	*Status:*	Active
Classification:	Improvements	*Manager:*	Wong, William Sai	*Const. Code:*	Under Construction

Proj Desc: This project will provide funding for the rehabilitation of the parallel outfall pipeline. The existing pipeline is severely corroded on the interior. This fund will be used for the repair and rehabilitation of the existing 60-inch primary effluent pipeline. This project will add hydraulic capacity and is required to accommodate peak flows. To increase its capacity, the pipeline will be lined with a plastic liner. With the liner in place, the pipeline can be pressurized to allow more flow. Lining the pipeline will also improve the reliability of the pipeline and reduce the future maintenance costs. Costs include right of way acquisition and design support during construction. This project's construction will be divided into 2 phases. Phase 1 is complete, Phase 2 construction in FY11-12. Cost estimates are based on mid-2006 dollars.

Proj Stat: Phase 1 & 2 construction is complete. Phase 3 currently under construction. Expected to be completed in summer 2013.

Revenues

	Budget	Actuals+Commit	Available	Prop. Inc./Dec. for 13-14	Bud + Prop. Incr/Decr	Avail.+ Prop. Incr/Decr	14-15	15-16	16-17	17-18	Total Budgeted up to 2018
47020 Refunds, Damages, and Cost Recovery	171	171	0	0	171	0	0	0	0	0	171
80501 Reserve - Bond Financing	0	0	0	0	0	0	0	0	0	0	0
Revenue Totals:	171	171	0	0	171	0	0	0	0	0	171

Expenditures

	Budget	Actual+Commit	Available	Prop. Inc./Dec. for 13-14	Budget+Prop. Inc./Dec.	Avail.+Prop. Inc./Dec.	14-15	15-16	16-17	17-18	Total Budgeted up to 2018
CA Construction Admin	713,158	456,992	256,166	0	713,158	256,166	0	0	0	0	713,158
CCF City Construction Fo	10,000	0	10,000	0	10,000	10,000	0	0	0	0	10,000
CON Construction	13,324,878	10,297,929	3,026,949	0	13,324,878	3,026,949	0	0	0	0	13,324,878
CTGY Contingency - CIP	359,469	127,969	231,500	0	359,469	231,500	0	0	0	0	359,469
EDA Eng/Design/Admin	2,822,403	2,662,131	160,272	0	2,822,403	160,272	0	0	0	0	2,822,403
LA Land Acquistion	780,533	637,495	143,038	0	780,533	143,038	0	0	0	0	780,533
Expenditure Totals:	18,010,441	14,182,517	3,827,924	0	18,010,441	3,827,924	0	0	0	0	18,010,441

Fund Balance Required	Budget+Prop. Inc./Dec.	Available+Prop. Inc./Dec.
Sewer Operations Fund-4210	18,010,270	3,827,924

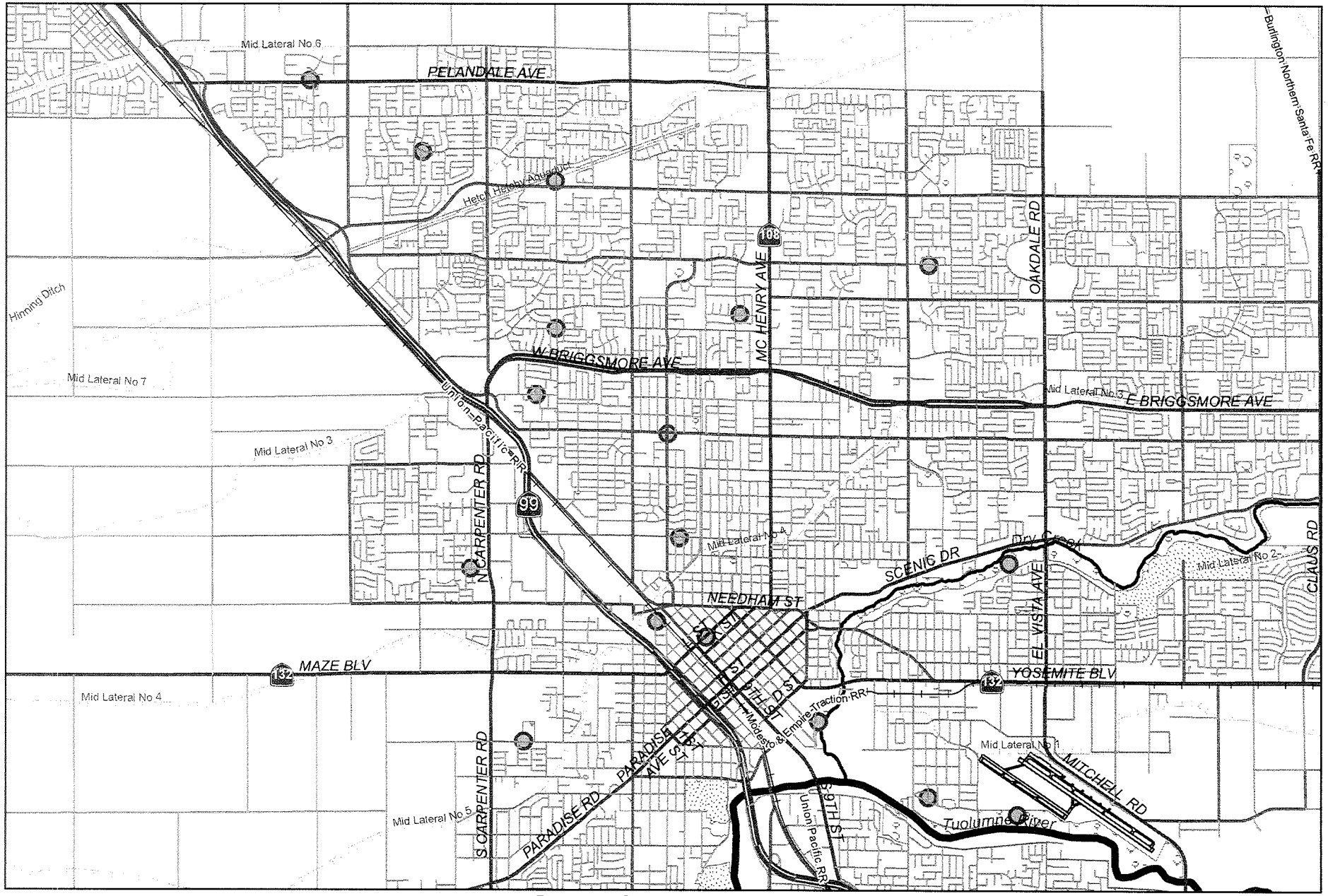

0 4,600 9,200
Feet

City of Modesto

Project #: 100601

PW - Lift Station Coating Rehabilitation

MODESTO
CALIFORNIA

PW - Lift Station Coating Rehabilitation

100601

Capital Unsponsored

Cost Center:	59999	*Category:*	Wastewater	*Start Date:*	2009
Hosting Fund:	Sewer Operations Fund-4210	*Type Class:*	Wastewater Utility	*End Date:*	2013
Element Listing:	Comm Svcs & Fac	*Area:*	Within City	*Status:*	New
Classification:	Improvements	*Manager:*	Wong, William Sai	*Const. Code:*	New or Future

Proj Desc: This project will provide evaluation and repair to the sewer lift station wet pit protective linings. The repairs will prevent the complete failure of damaged lining and stop corrosive attack of the concrete structure resulting in premature station failure.

Proj Stat: Constuction to begin early 2013.

Expenditures	Budget	Actual+Commit	Available	Prop. Inc./Dec. for 13-14	Budget+Prop. Inc./Dec.	Avail.+Prop. Inc./Dec.	14-15	15-16	16-17	17-18	Total Budgeted up to 2018
CA Construction Admin	33,354	44	33,310	0	33,354	33,310	0	0	0	0	33,354
CON Construction	278,480	0	278,480	0	278,480	278,480	0	0	0	0	278,480
CTGY-CIP Contingency - CIP	30,330	0	30,330	0	30,330	30,330	0	0	0	0	30,330
EDA Eng/Design/Admin	33,784	29,566	4,218	0	33,784	4,218	0	0	0	0	33,784
Expenditure Totals:	375,948	29,610	346,338	0	375,948	346,338	0	0	0	0	375,948

Fund Balance Required	Budget+Prop. Inc./Dec.	Available+Prop. Inc./Dec.
Sewer Operations Fund-4210	375,948	346,338

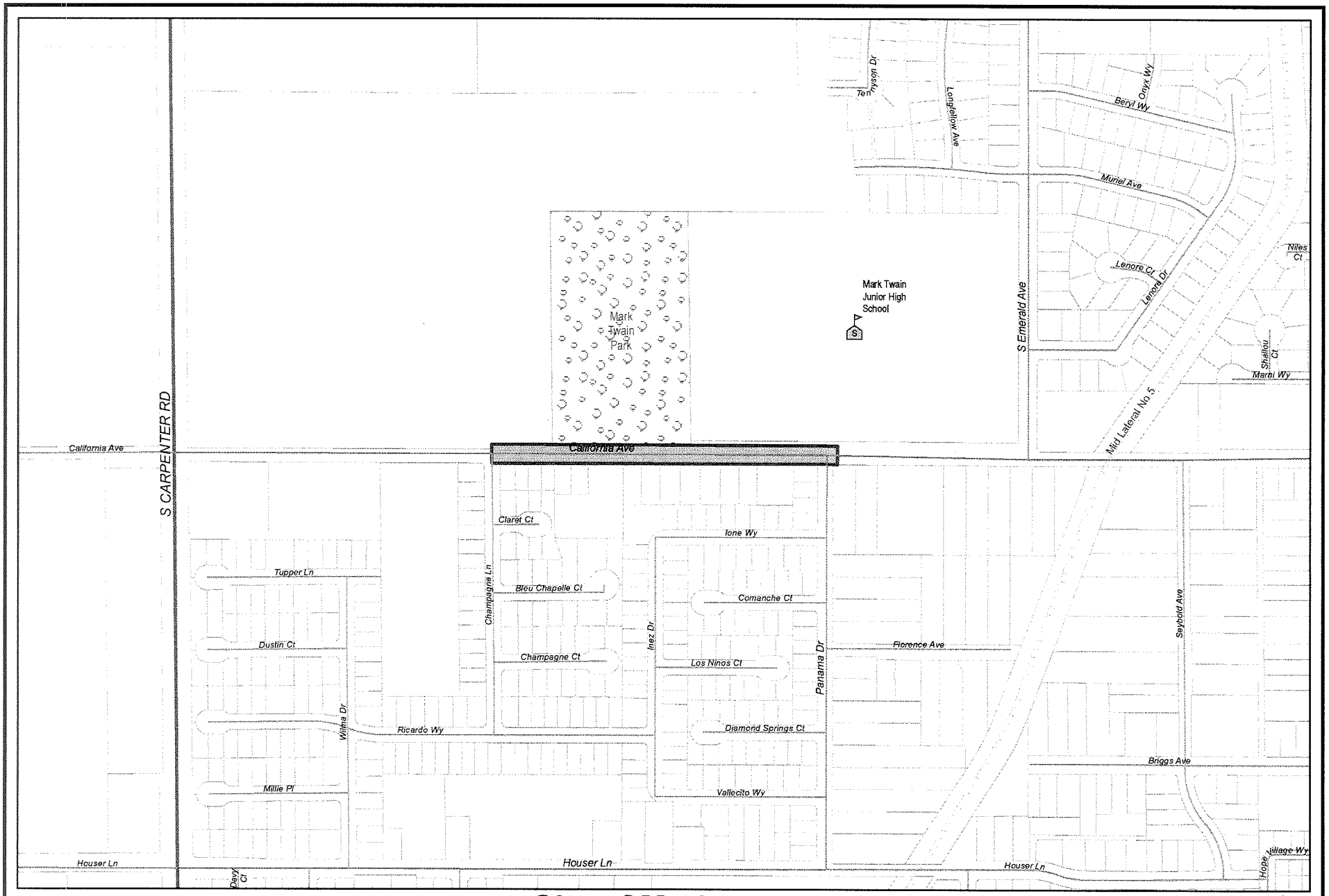

0 387.5 775
Feet

City of Modesto

Project #: 100640

UPP - Emerald Sub-trunk E-6

MODESTO
CALIFORNIA

UPP - Emerald Sub-trunk E-6

100640

Capital Unsponsored

Cost Center:	49999	*Category:*	Wastewater	*Start Date:*	2012
Hosting Fund:	Sewer Operations Fund-4210	*Type Class:*	Wastewater Utility	*End Date:*	2016
Element Listing:	Comm Svcs & Fac	*Area:*	Within City	*Status:*	New
Classification:	Improvements	*Manager:*	Wong, William Sai	*Const. Code:*	New or Future

Proj Desc: This project will provide funding to replace approximately 833-ft of 10-inch diameter sewer trunk with 15-inch diameter pipe on California Avenue, from California Lift Station to the Emerald Trunk.

Proj Stat: Design to begin in FY14-15. Construction to begin in FY15-16.

Expenditures	Budget	Actual+Commit	Available	Prop. Inc./Dec. for 13-14	Budget+Prop. Inc./Dec.	Avail.+Prop. Inc./Dec.	14-15	15-16	16-17	17-18	Total Budgeted up to 2018
CA Construction Admin	34,569	0	34,569	-34,569	0	0	0	40,018	0	0	40,018
CON Construction	288,078	0	288,078	-288,078	0	0	0	333,486	0	0	333,486
CTGY-CIP Contingency - CIP	28,808	0	28,808	-28,808	0	0	0	33,349	0	0	33,349
EDA Eng/Design/Admin	35,350	1,087	34,263	-34,263	1,087	0	40,932	0	0	0	42,019
Expenditure Totals:	386,805	1,087	385,718	-385,718	1,087	0	40,932	406,853	0	0	448,872

Fund Balance Required	Budget+Prop. Inc./Dec.	Available+Prop. Inc./Dec.
Sewer Operations Fund-4210	1,087	0

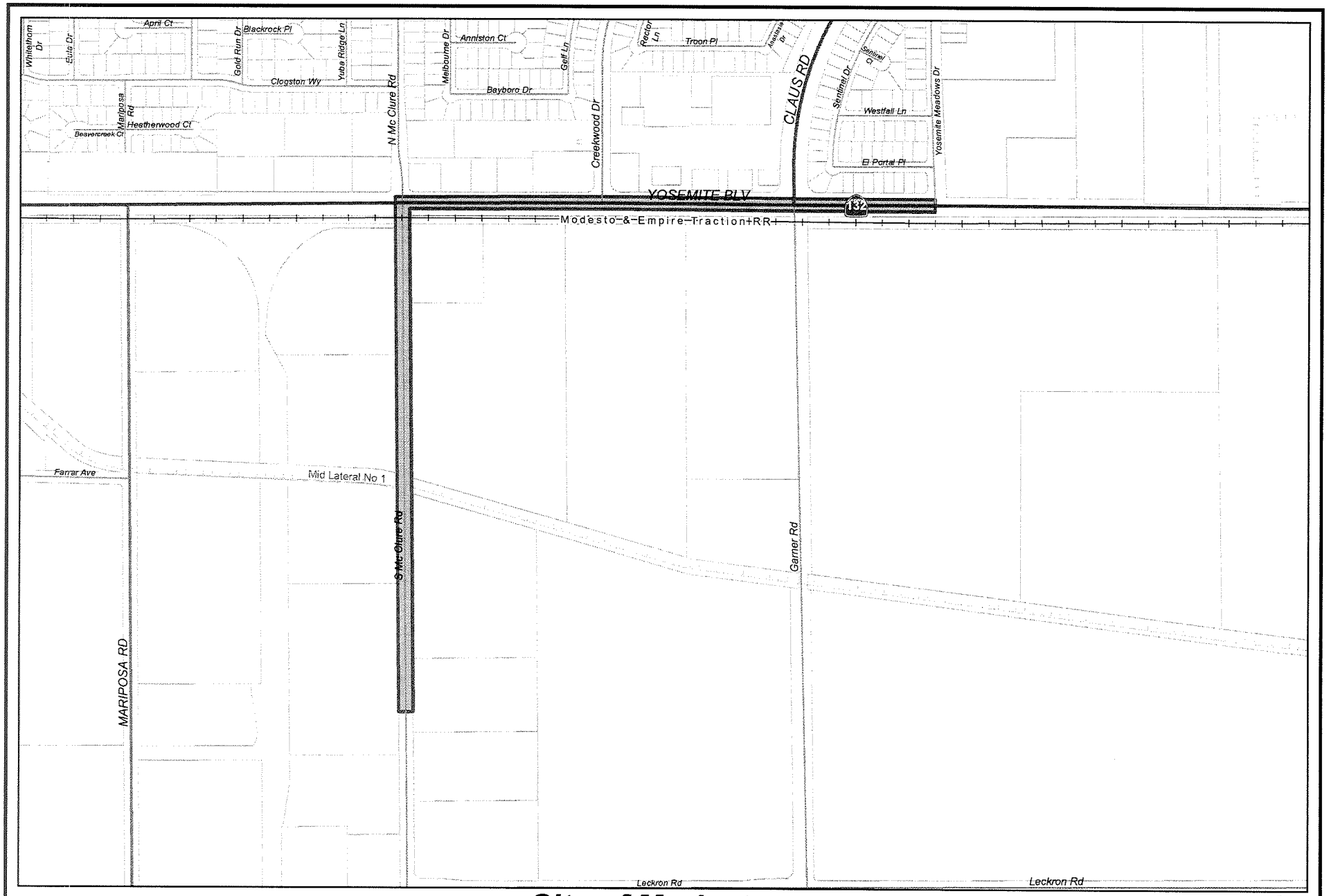

0 550 1,100
Feet

City of Modesto

Project #: 100641

UPP - Empire Trunk EM1

MODESTO
CALIFORNIA

UPP - Empire Trunk EM1

100641

Capital Unsponsored

Cost Center:	49999	*Category:*	Wastewater	*Start Date:*	2012
Hosting Fund:	Sewer Operations Fund-4210	*Type Class:*	Wastewater Utility	*End Date:*	2015
Element Listing:	Comm Svcs & Fac	*Area:*	Within City	*Status:*	New
Classification:	Improvements	*Manager:*	Wong, William Sai	*Const. Code:*	New or Future

Proj Desc: This project will provide funding to replace approximately 5,024 of 10-inch diameter sewer trunk with 15-inch diameter pipe. The existing 10-inch diameter sewer trunk flows west from Empire along Yosemite Boulevard, then south on McClure Road before reaching the River Trunk.

Proj Stat: Design to begin FY12-13. Construction funds budgeted in FY14-15.

Expenditures	Budget	Actual+Commit	Available	Prop. Inc./Dec. for 13-14	Budget+Prop. Inc./Dec.	Avail.+Prop. Inc./Dec.	14-15	15-16	16-17	17-18	Total Budgeted up to 2018
CA Construction Admin	0	0	0	0	0	0	224,579	0	0	0	224,579
CON Construction	0	0	0	0	0	0	1,871,493	0	0	0	1,871,493
CTGY Contingency - CIP	0	0	0	0	0	0	187,149	0	0	0	187,149
EDA Eng/Design/Admin	220,002	12,577	207,425	0	220,002	207,425	20,000	0	0	0	240,002
Expenditure Totals:	220,002	12,577	207,425	0	220,002	207,425	2,303,221	0	0	0	2,523,223

Fund Balance Required	Budget+Prop. Inc./Dec.	Available+Prop. Inc./Dec.
Sewer Operations Fund-4210	220,002	207,425

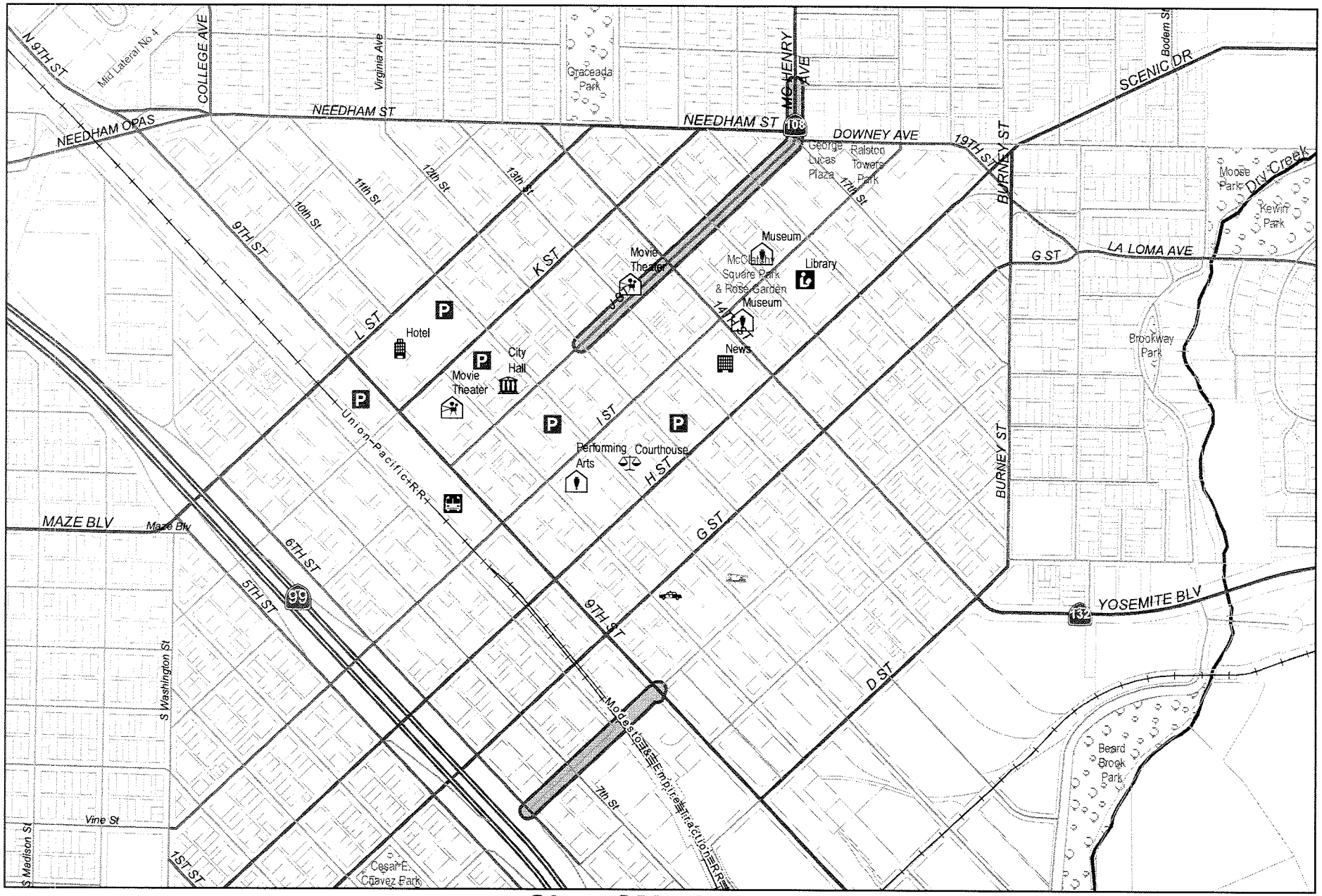

0 750 1,500
Feet

City of Modesto

Project #: 100642

UPP - Downtown Sewer Improvments (DT2, DT5)

N

MODESTO
CALIFORNIA

UPP - Downtown Sewer Improvments (DT2, DT5)

100642

Capital Unsponsored

Cost Center:	49999	*Category:*	Wastewater	*Start Date:*	2013
Hosting Fund:	Sewer Operations Fund-4210	*Type Class:*	Wastewater Utility	*End Date:*	2015
Element Listing:	Comm Svcs & Fac	*Area:*	Within City	*Status:*	Future
Classification:	Improv	*Manager:*	Wong, William Sai	*Const. Code:*	New or Future

Proj Desc: This project will provide funding for the design and construction to replace approximately 905 ft. of 15-inch existing sewer main with new 18-inch on F Street from 6th Street to 9th Street (D-5) and replace approximately 2,434 ft. of 12-inch existing sewer main with new 15-inch on J Street from 12th Street to Jones Street (D-2). This project is identified in the Wastewater Master Plan as a deficiency. This project is connected with the Downtown Utility Study.

Proj Stat: Design to begin FY12-13. Construction anticipated to begin in FY13-14.

Expenditures	Budget	Actual+Commit	Available	Prop. Inc./Dec. for 13-14	Budget+Prop. Inc./Dec.	Avail.+Prop. Inc./Dec.	14-15	15-16	16-17	17-18	Total Budgeted up to 2018
CA Construction Admin	0	0	0	0	0	0	177,791	0	0	0	177,791
CON Construction	0	0	0	0	0	0	1,111,196	0	0	0	1,111,196
CTGY Contingency - CIP	0	0	0	0	0	0	148,160	0	0	0	148,160
EDA Eng/Design/Admin	0	0	0	152,440	152,440	152,440	44,448	0	0	0	196,888
Expenditure Totals:		0	0	152,440	152,440	152,440	1,481,595	0	0	0	1,634,035

Fund Balance Required	Budget+Prop. Inc./Dec.	Available+Prop. Inc./Dec.
Sewer Operations Fund-4210	152,440	152,440

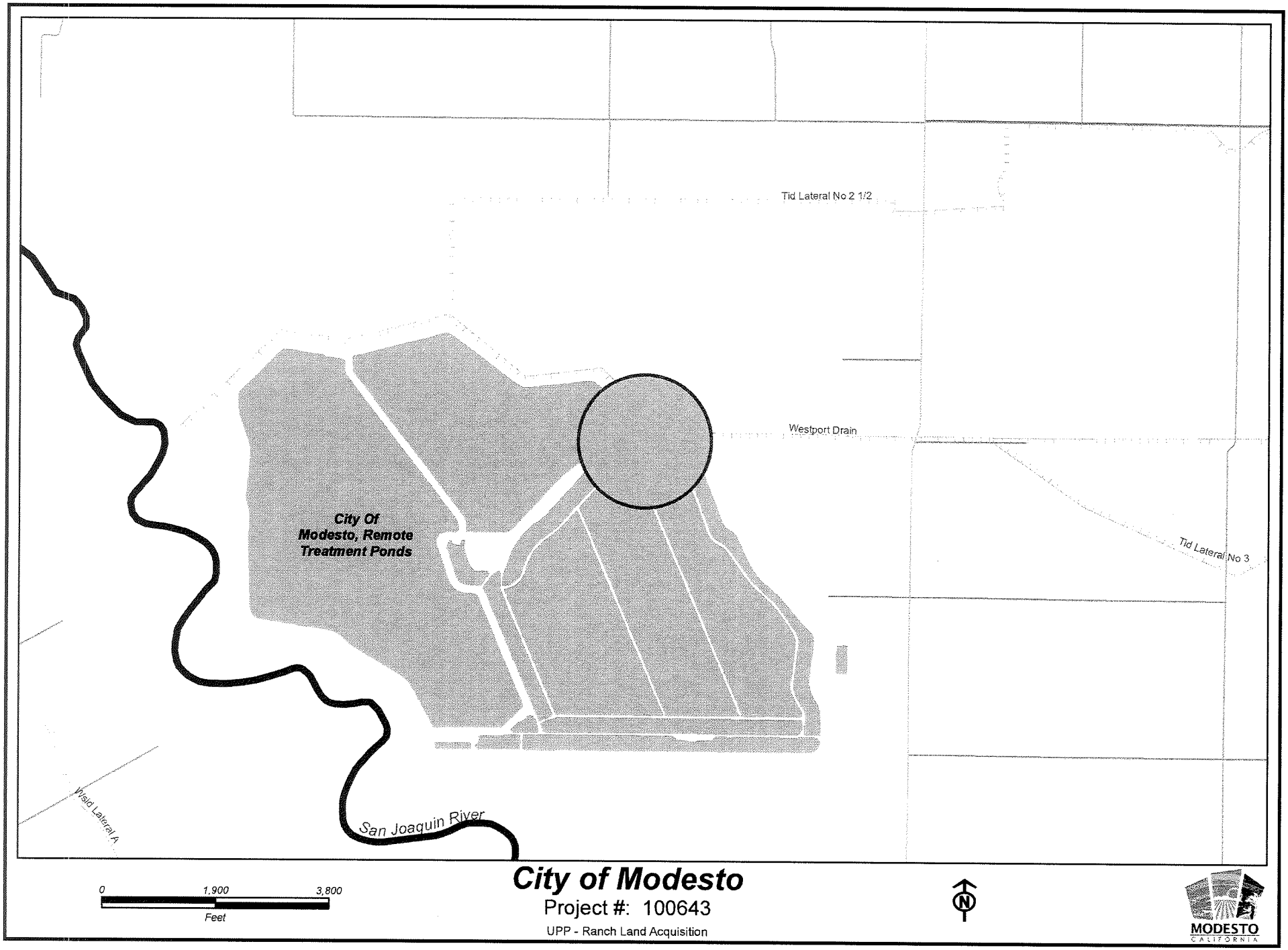

City of Modesto

Project #: 100643

UPP - Ranch Land Acquisition

UPP - Ranch Land Acquisition

100643

Capital Unsponsored

Cost Center:	49999	*Category:*	Wastewater	*Start Date:*	2014
Hosting Fund:	Sewer Operations Fund-4210	*Type Class:*	Wastewater Utility	*End Date:*	2017
Element Listing:	Comm Svcs & Fac	*Area:*	System Wide	*Status:*	New
Classification:	Improv	*Manager:*	Wong, William Sai	*Const. Code:*	New or Future

Proj Desc: This project will provide funding to research and acquire additional irrigation property adjacent to the Jennings Wastewater Treatment facilities. Additional property is needed to replace irrigatable land that has recently been taken out of service for compost relocation and wastewater treatment plant expansions.

Proj Stat: Preliminary analysis to begin FY13-14, with land acquisition to begin FY14-15 through FY16-17.

Expenditures	Budget	Actual+Commit	Available	Prop. Inc./Dec. for 13-14	Budget+Prop. Inc./Dec.	Avail.+Prop. Inc./Dec.	14-15	15-16	16-17	17-18	Total Budgeted up to 2018
EDA Eng/Design/Admin	0	0	0	10,000	10,000	10,000	0	0	0	0	10,000
LA Land Acquisition	0	0	0	40,000	40,000	40,000	1,000,000	1,000,000	1,000,000	0	3,040,000
Expenditure Totals:		0	0	50,000	50,000	50,000	1,000,000	1,000,000	1,000,000	0	3,050,000

Fund Balance Required	Budget+Prop. Inc./Dec.	Available+Prop. Inc./Dec.
Sewer Operations Fund-4210	50,000	50,000

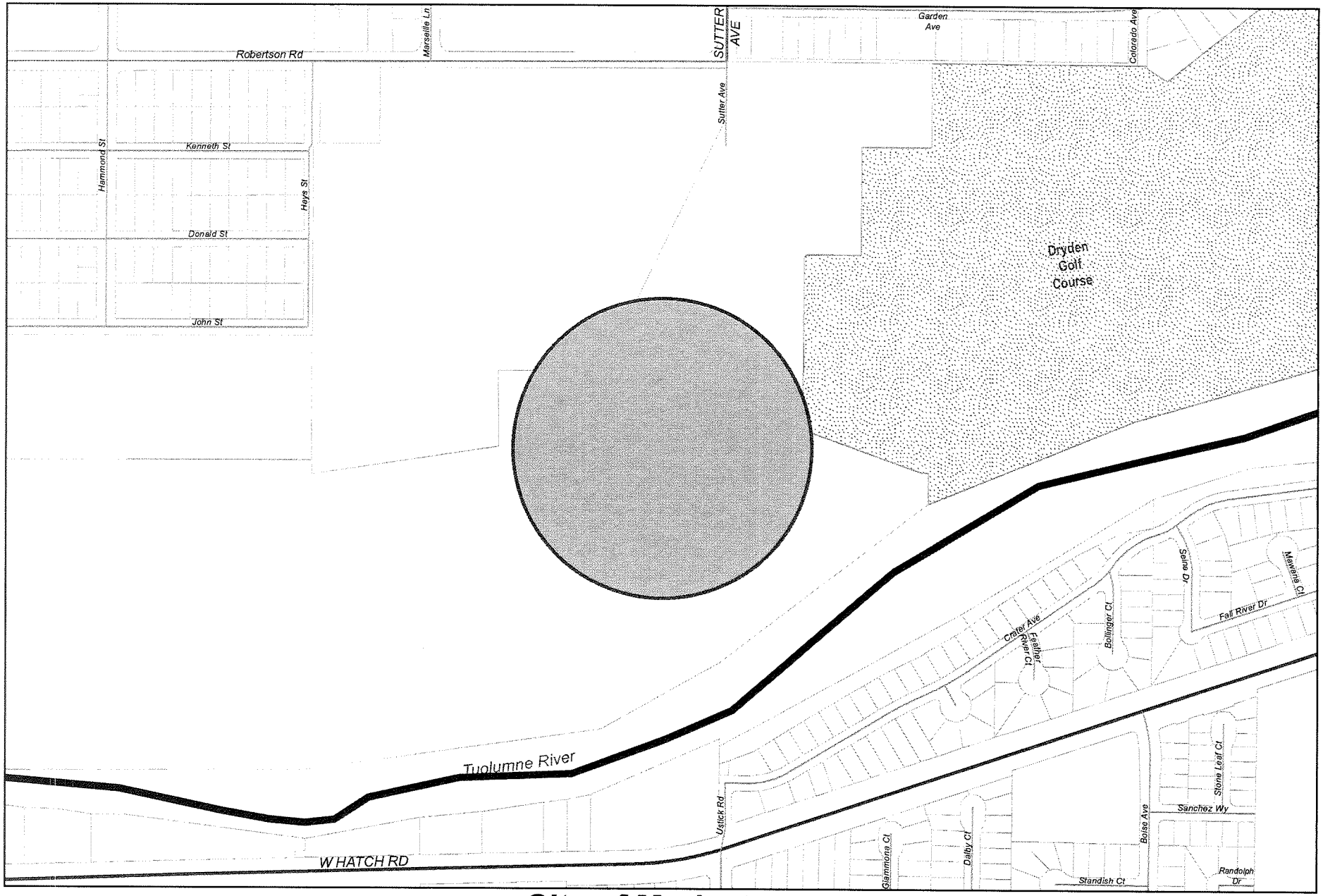

0 387.5 775
Feet

City of Modesto

Project #: 100644

UPP - Primary Treatment Facilities Relocation Feasibility Study

MODESTO
CALIFORNIA

UPP - Primary Treatment Facilities Relocation Feasibility Study

100644

Capital Unsponsored

Cost Center:	49999	*Category:*	Wastewater	*Start Date:*	2013
Hosting Fund:	Sewer Operations Fund-4210	*Type Class:*	Wastewater Utility	*End Date:*	2014
Element Listing:	Comm Svcs & Fac	*Area:*	Within City	*Status:*	New
Classification:	Improv	*Manager:*	Bond, Jack R	*Const. Code:*	New or Future

Proj Desc: This project will study the feasibility of relocating the Primary Wastewater Facilities from the Sutter Treatment Plant to the Jennings Treatment Facility location. The study would include relocation of the primary clarifiers, pump station, digesters, solids handling (sieve drum concentrator, centrifuges, etc). Analysis would also include a sulfide reduction tower, three new fixed film reactors (FFR's), new land application study and mitigation of remaining facilities from possible flood waters.

Proj Stat: Work will begin in the second half of FY 12/13.

Expenditures	Budget	Actual+Commit	Available	Prop. Inc./Dec. for 13-14	Budget+Prop. Inc./Dec.	Avail.+Prop. Inc./Dec.	14-15	15-16	16-17	17-18	Total Budgeted up to 2018
EDA Eng/Design/Admin	200,000	0	200,000	0	200,000	200,000	0	0	0	0	200,000
Expenditure Totals:	200,000	0	200,000	0	200,000	200,000	0	0	0	0	200,000

Fund Balance Required	Budget+Prop. Inc./Dec.	Available+Prop. Inc./Dec.
Sewer Operations Fund-4210	200,000	200,000

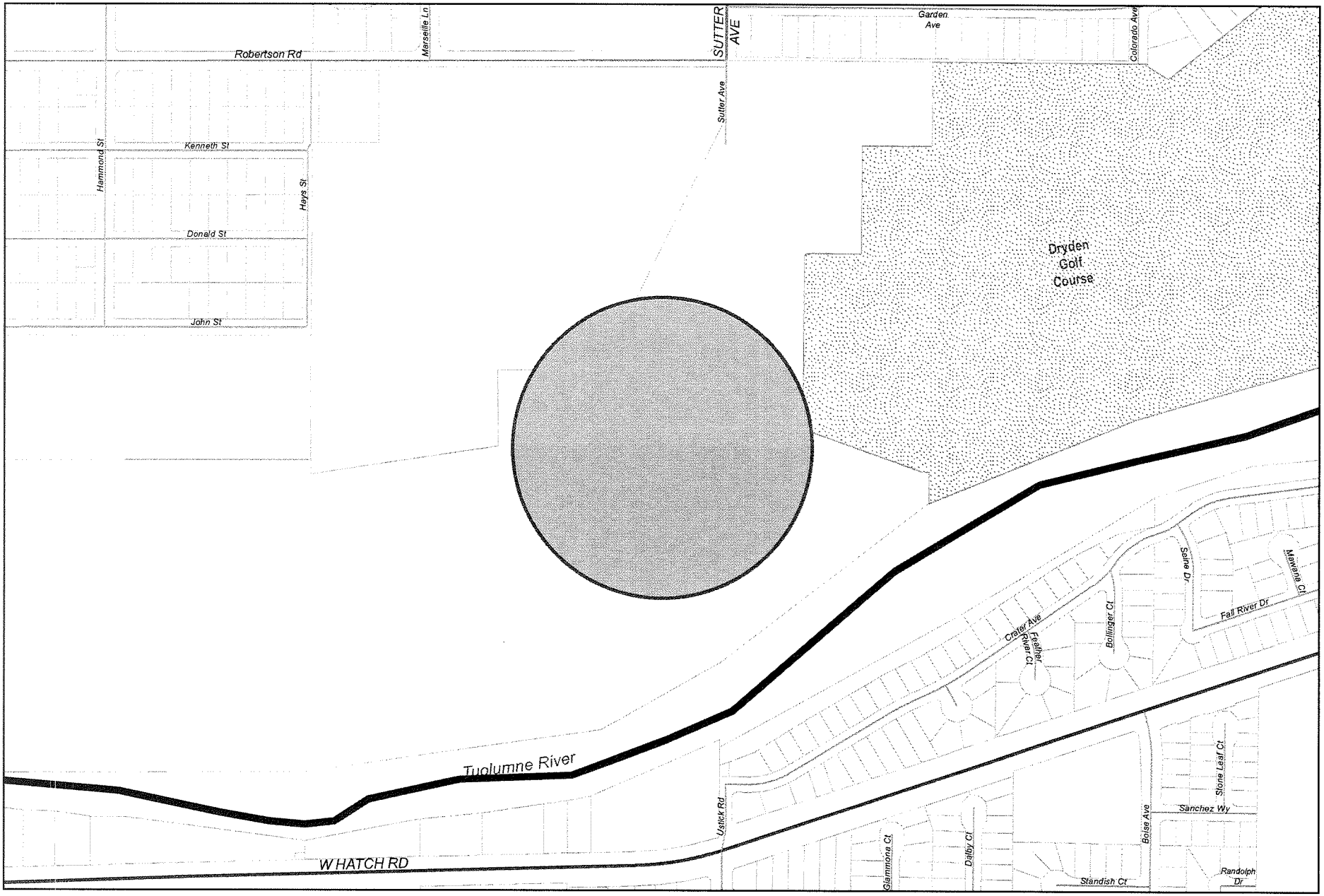

0 387.5 775
Feet

City of Modesto

Project #: 100645

UPP - New Primary Effluent Pump Station

MODESTO
CALIFORNIA

UPP - New Primary Effluent Pump Station

100645

Capital Unsponsored

Cost Center:	49999	*Category:*	Wastewater	*Start Date:*	2014
Hosting Fund:	Sewer Operations Fund-4210	*Type Class:*	Wastewater Utility	*End Date:*	2017
Element Listing:	Comm Svcs & Fac	*Area:*	Within City	*Status:*	New
Classification:	Improv	*Manager:*	Wong, William Sai	*Const. Code:*	New or Future

Proj Desc: This project will providing funding to evaluate, design and construct a new Primary Effluent Pump Station and force main at the Sutter Wastewater Treatment Plant. This project was identified ir the 2007 Wastewater Master Plan, and needs to be replaced due to its location in a flood plain and pumping capacity increased to meet future growth demands. The proposed scope of work will include the design work for a new force main, located under the Tuolumne River, and relocation of the new pump station. This project was identified in the City's 2007 Wastewater Treatment Master Plan.

Proj Stat: Design is budgeted for FY13-14. Construction is anticipated to begin FY14-15.

Expenditures	Budget	Actual+Commit	Available	Prop. Inc./Dec. for 13-14	Budget+Prop. Inc./Dec.	Avail.+Prop. Inc./Dec.	14-15	15-16	16-17	17-18	Total Budgeted up to 2018
CA Construction Admin	0	0	0	0	0	0	1,000,000	0	0	0	1,000,000
CON Construction	0	0	0	0	0	0	10,025,000	0	0	0	10,025,000
CTGY Contingency - CIP	0	0	0	0	0	0	1,000,000	0	0	0	1,000,000
EDA Eng/Design/Admin	0	0	0	975,000	975,000	975,000	0	0	0	0	975,000
Expenditure Totals:		0	0	975,000	975,000	975,000	12,025,000	0	0	0	13,000,000

Fund Balance Required	Budget+Prop. Inc./Dec.	Available+Prop. Inc./Dec.
Sewer Operations Fund-4210	975,000	975,000

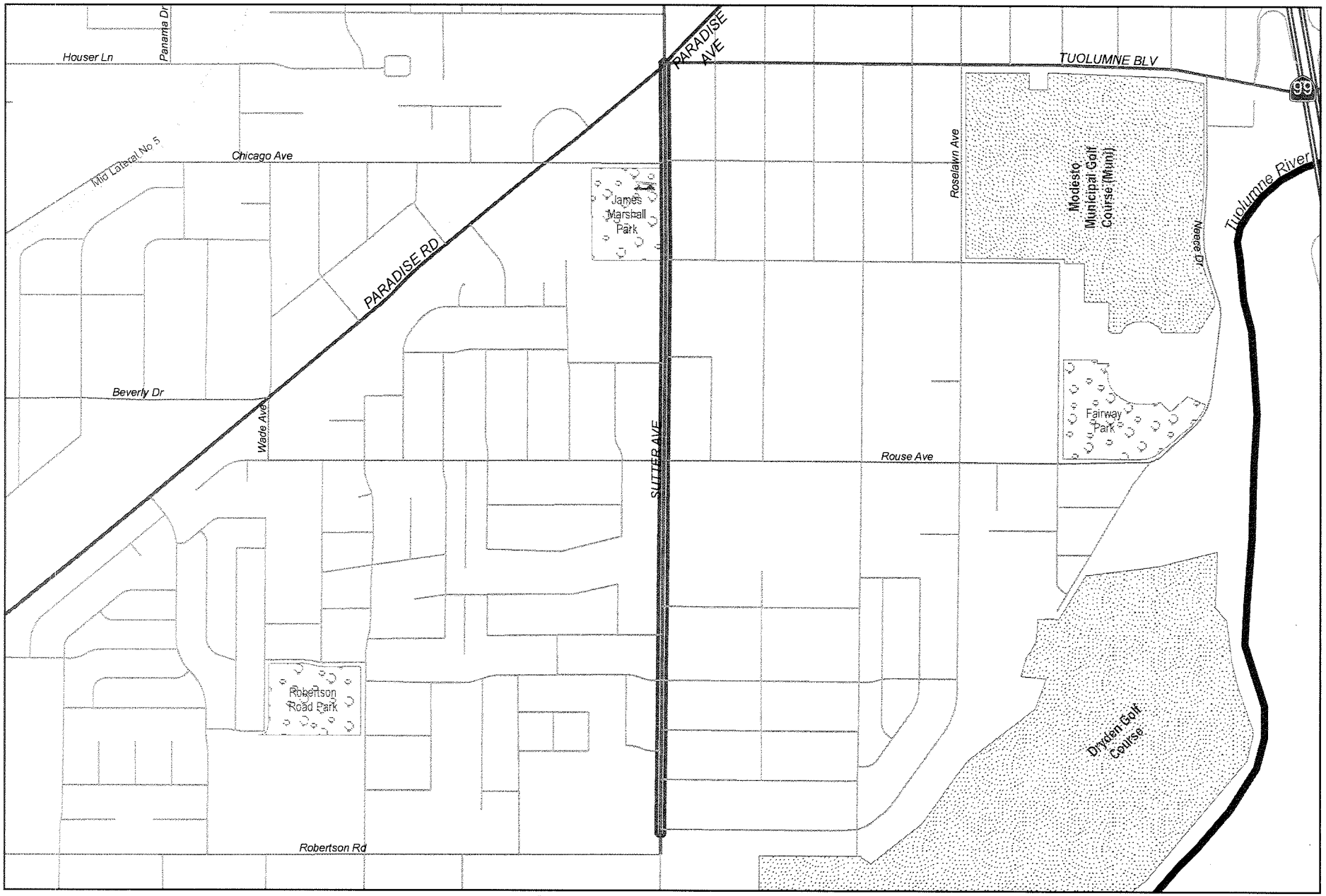

0 800 1,600
Feet

City of Modesto

Project #: 100646

UPP - River Trunk Realignment (S-1, S-2, S-3 RV-1)

MODESTO
CALIFORNIA

UPP - River Trunk Realignment (S-1, S-2, S-3 RV-1)

100646

Capital Unsponsored

Cost Center:	49999	*Category:*	Wastewater	*Start Date:*	2012
Hosting Fund:	Sewer Operations Fund-4210	*Type Class:*	Wastewater Utility	*End Date:*	2016
Element Listing:	Comm Svcs & Fac	*Area:*	Within City	*Status:*	New
Classification:	Improvements	*Manager:*	Wong, William Sai	*Const. Code:*	New or Future

Proj Desc: This project will provide funding to combine Wastewater Master Plan CIPs (Sutter Trunks S-1, S-2, S-3, RV-1) to potentially realign the River Trunk away from the Tuolumne River.

Proj Stat: Preliminary design to begin FY13-14. Final Design in FY14-15. Construction to begin in FY15-16.

Expenditures	Budget	Actual+Commit	Available	Prop. Inc./Dec. for 13-14	Budget+Prop. Inc./Dec.	Avail.+Prop. Inc./Dec.	14-15	15-16	16-17	17-18	Total Budgeted up to 2018
CA Construction Admin	0	0	0	0	0	0	0	1,500,000	0	0	1,500,000
CON Construction	0	0	0	0	0	0	0	7,500,000	0	0	7,500,000
CTGY Contingency - CIP	0	0	0	0	0	0	0	750,000	0	0	750,000
EDA Eng/Design/Admin	101,332	1,300	100,033	248,668	350,000	348,701	650,000	50,000	0	0	1,050,000
Expenditure Totals:	101,332	1,300	100,033	248,668	350,000	348,701	650,000	9,800,000	0	0	10,800,000

Fund Balance Required	Budget+Prop. Inc./Dec.	Available+Prop. Inc./Dec.
Sewer Operations Fund-4210	350,000	348,701

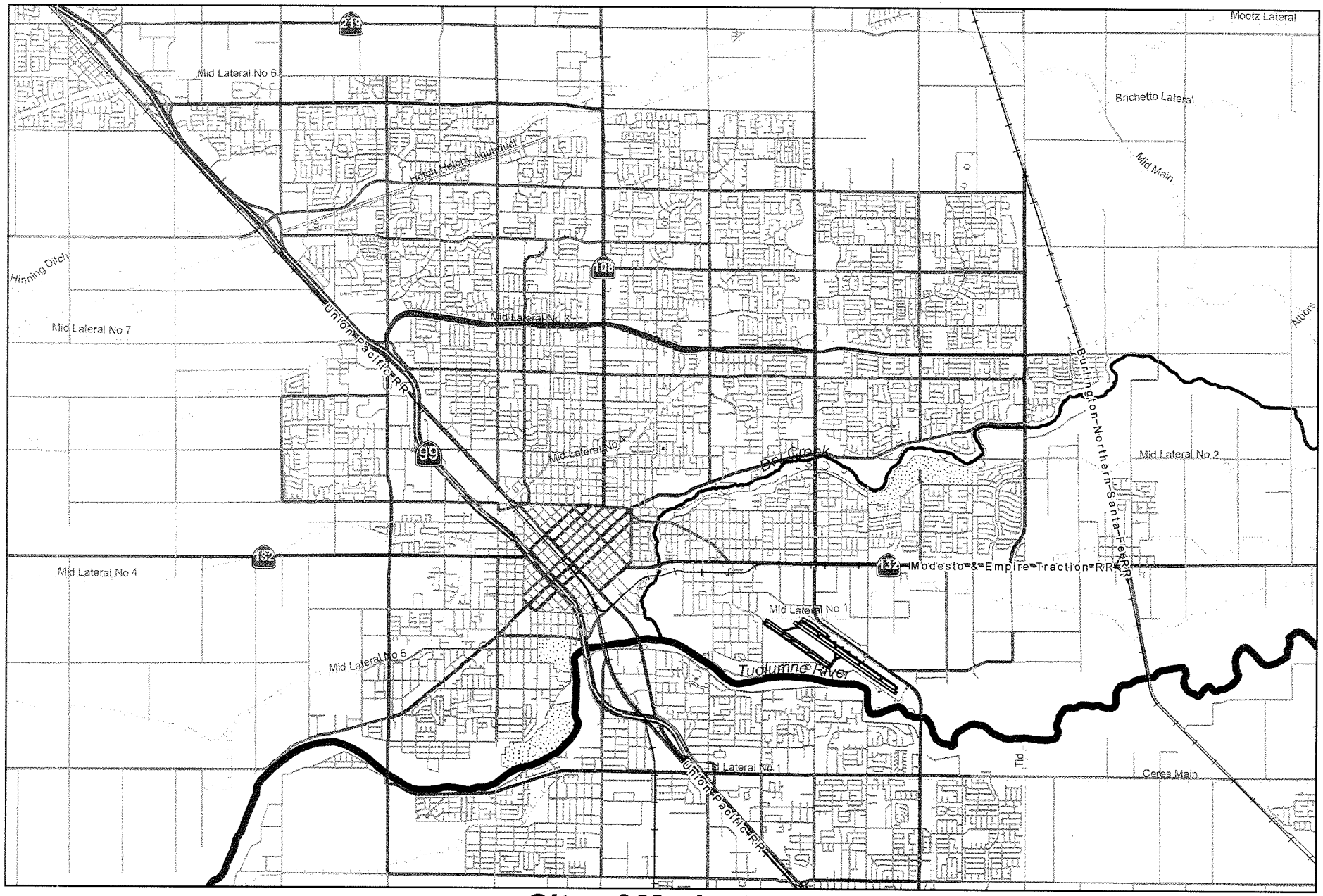

0 5,500 11,000
Feet

City of Modesto

Project #: 100647

UPP - Sewer Trunk Flowmeters

MODESTO
CALIFORNIA

UPP - Sewer Trunk Flowmeters

100647

Capital Unsponsored

Cost Center:	49999	*Category:*	Wastewater	*Start Date:*	2012
Hosting Fund:	Sewer Operations Fund-4210	*Type Class:*	Wastewater Utility	*End Date:*	2014
Element Listing:	Comm Svcs & Fac	*Area:*	Within City	*Status:*	Active
Classification:	Improvements	*Manager:*	Wong, William Sai	*Const. Code:*	Not Awarded

Proj Desc: This project will provide funding to furnish and install flow meters in major sewer trunk lines to capture flow data.

Proj Stat: Utility Planning & Projects Dept. to coordinate purchasing of flow monitoring equipment for use by Capital Planning and Public Works.

Expenditures	Budget	Actual+Commit	Available	Prop. Inc./Dec. for 13-14	Budget+Prop. Inc./Dec.	Avail.+Prop. Inc./Dec.	14-15	15-16	16-17	17-18	Total Budgeted up to 2018
CA Construction Admin	26,521	0	26,521	-26,521	0	0	0	0	0	0	0
CCF City Const Forces	0	0	0	45,000	45,000	45,000	0	0	0	0	45,000
CON Construction	184,485	0	184,485	-184,485	0	0	0	0	0	0	0
CTGY-CIP Contingency - CIP	19,494	0	19,494	-19,494	0	0	0	0	0	0	0
EDA Eng/Design/Admin	19,500	4,417	15,083	-10,083	9,417	5,000	0	0	0	0	9,417
Expenditure Totals:	250,000	4,417	245,583	-195,583	54,417	50,000	0	0	0	0	54,417

Fund Balance Required	Budget+Prop. Inc./Dec.	Available+Prop. Inc./Dec.
Sewer Operations Fund-4210	54,417	50,000

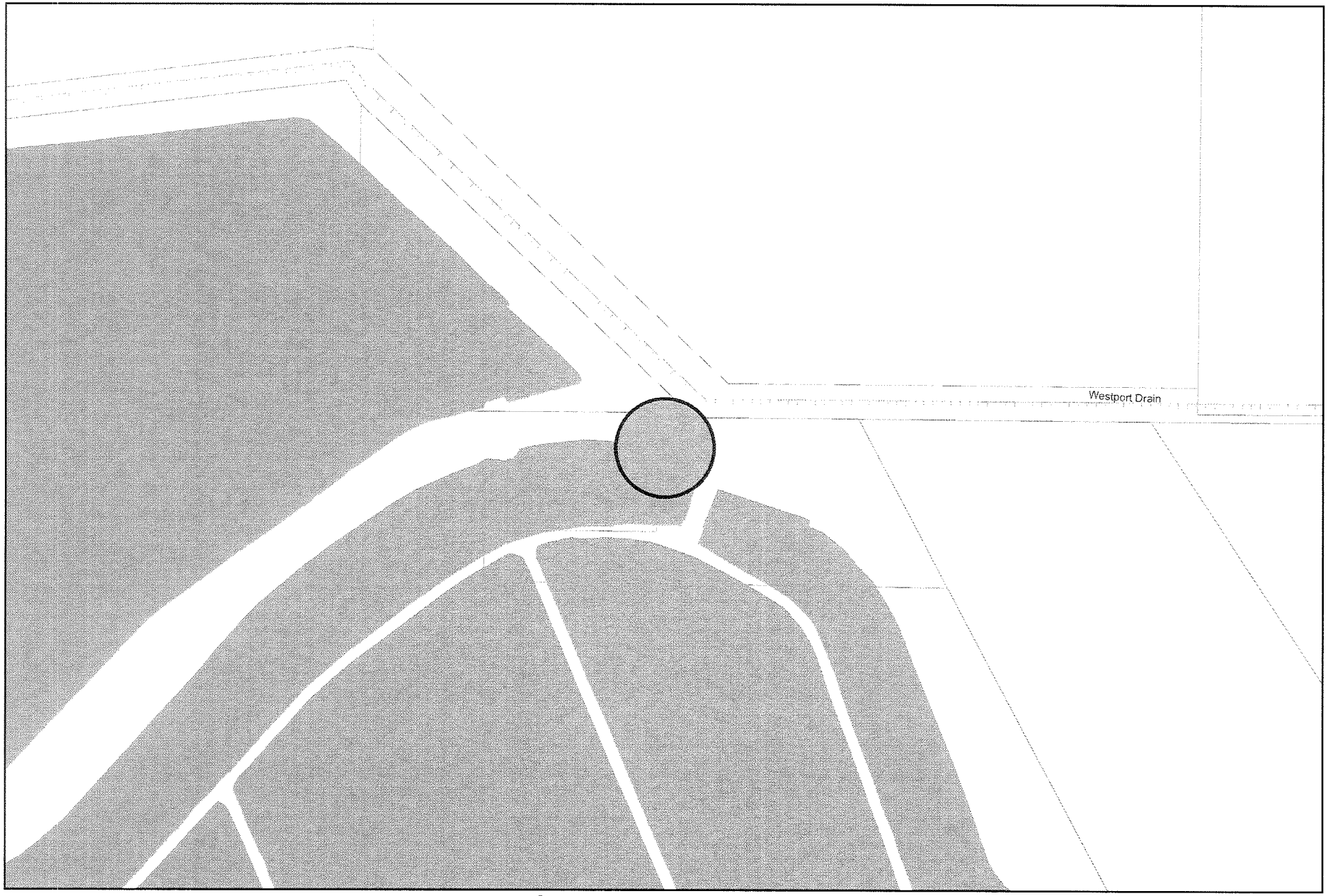

0 387.5 775
Feet

City of Modesto

Project #: 100648

UPP - New Jennings WQC Entrance/Exit

MODESTO
CALIFORNIA

UPP - New Jennings WQC Entrance/Exit

100648

Capital Unsponsored

Cost Center:	49999	*Category:*	Wastewater	*Start Date:*	2013
Hosting Fund:	Sewer Operations Fund-4210	*Type Class:*	Wastewater Utility	*End Date:*	2016
Element Listing:	Comm Svcs & Fac	*Area:*	Within City	*Status:*	New
Classification:	Improv	*Manager:*	Wong, William Sai	*Const. Code:*	New or Future

Proj Desc: This project will provide funding to design and construct a new entrance and exit to the Jennings Wastewater Treatment Plant. The existing entrance has hazardous sight visibility issues and this project will relocate the entrance to a more visible location.

Proj Stat: Design is scheduled for FY 12/13. Construction is anticipated to begin in FY 13/14.

Expenditures	Budget	Actual+Commit	Available	Prop. Inc./Dec. for 13-14	Budget+Prop. Inc./Dec.	Avail.+Prop. Inc./Dec.	14-15	15-16	16-17	17-18	Total Budgeted up to 2018
CA Construction Admin	0	0	0	0	0	0	15,000	0	0	0	15,000
CON Construction	0	0	0	0	0	0	120,000	0	0	0	120,000
CTGY Contingency - CIP	0	0	0	0	0	0	15,000	0	0	0	15,000
EDA Eng/Design/Admin	0	0	0	0	0	0	10,000	0	0	0	10,000
Expenditure Totals:		0	0	0	0	0	160,000	0	0	0	160,000

Fund Balance Required	Budget+Prop. Inc./Dec.	Available+Prop. Inc./Dec.
Sewer Operations Fund-4210	0	0

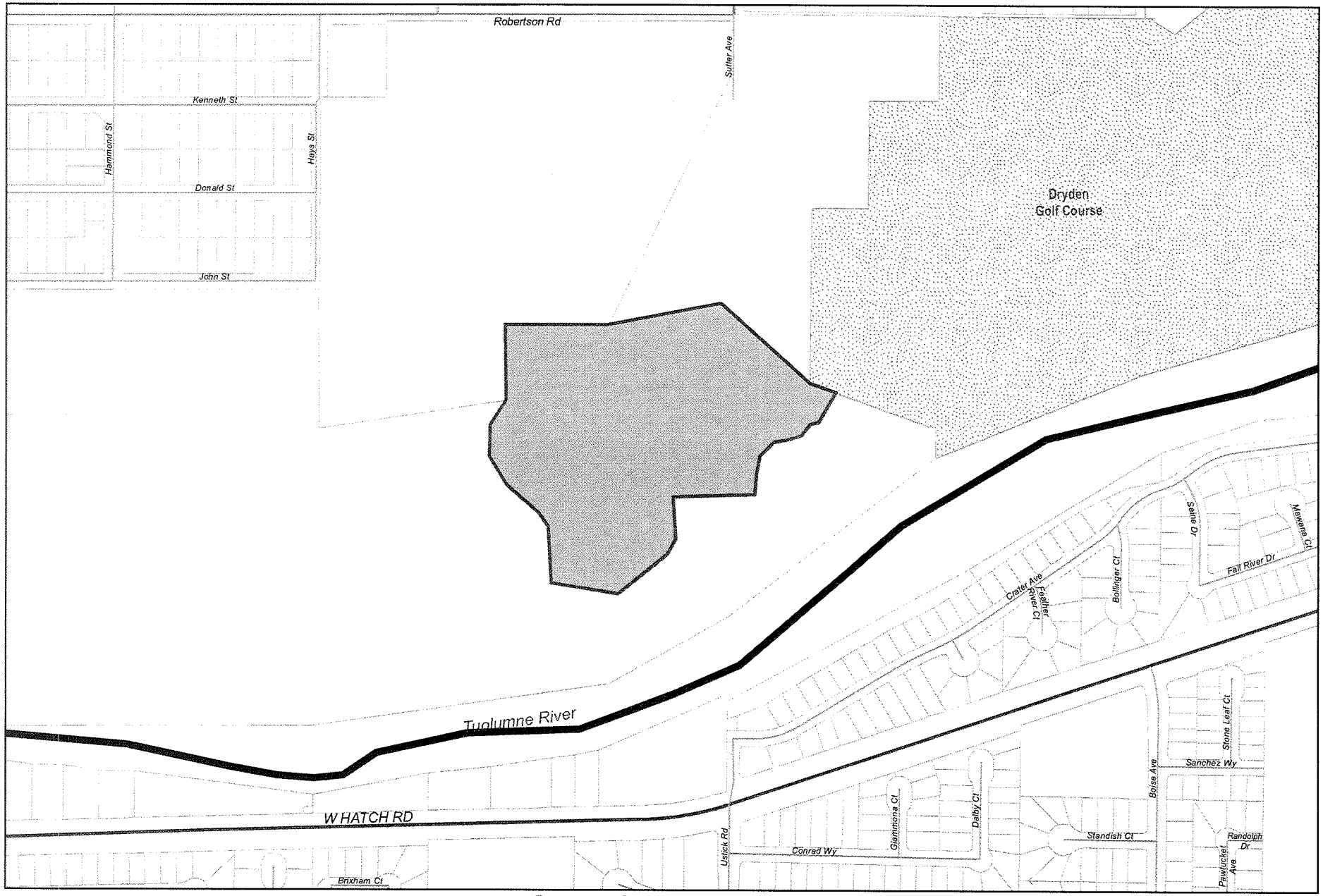

0 387.5 775
Feet

City of Modesto

Project #: 100659

PW - Clarifier Arms Recoating

MODESTO
CALIFORNIA

PW - Clarifier Arms Recoating

100659

Capital Unsponsored

Cost Center:	59999	*Category:*	Wastewater	*Start Date:*	2012
Hosting Fund:	Sewer Operations Fund-4210	*Type Class:*	Wastewater Utility	*End Date:*	2013
Element Listing:	Comm Svcs & Fac	*Area:*	Within City	*Status:*	New
Classification:	Improvements	*Manager:*	Spurgeon, Terry Lee	*Const. Code:*	Under Construction

Proj Desc: Vendor to provide all labor, materials, equiment and incidentals required to remove by abrasive blasting the existing coating system of rake arms, including all piping, bridge, grading and other miscelleanous coating on the interior of the clarifier. Vendor will then apply new coating system to all clarifier metal work with an approved high solids epoxy above the waer line and epoxy urethane coating above the water line.

Proj Stat: This work is currently in progress

Expenditures	Budget	Actual+Commit	Available	Prop. Inc./Dec. for 13-14	Budget+Prop. Inc./Dec.	Avail.+Prop. Inc./Dec.	14-15	15-16	16-17	17-18	Total Budgeted up to 2018
CA Construction Admin	25,000	0	25,000	0	25,000	25,000	0	0	0	0	25,000
CON Construction	500,000	317,362	182,638	0	500,000	182,638	0	0	0	0	500,000
CTGY-CIP Contingency - CIP	98,000	0	98,000	0	98,000	98,000	0	0	0	0	98,000
EDA Eng/Design/Admin	2,000	215	1,785	0	2,000	1,785	0	0	0	0	2,000
Expenditure Totals:	625,000	317,577	307,423	0	625,000	307,423	0	0	0	0	625,000

Fund Balance Required	Budget+Prop. Inc./Dec.	Available+Prop. Inc./Dec.
Sewer Operations Fund-4210	625,000	307,423

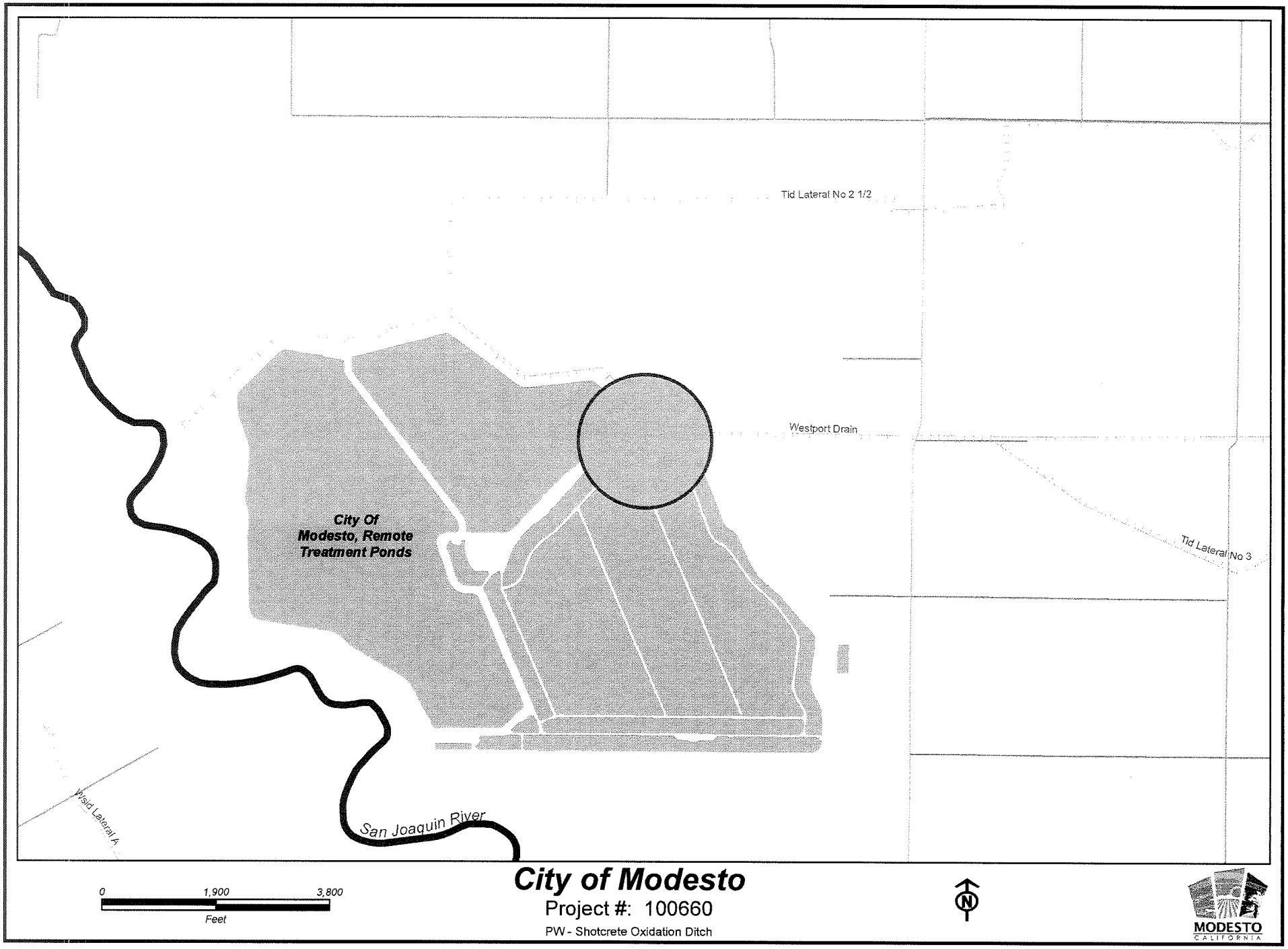

City of Modesto

Project #: 100660

PW - Shotcrete Oxidation Ditch

PW - Shotcrete Oxidation Ditch

100660

Capital Unsponsored

Cost Center:	59999	*Category:*	Wastewater	*Start Date:*	2012
Hosting Fund:	Sewer Operations Fund-4210	*Type Class:*	Wastewater Utility	*End Date:*	2013
Element Listing:	Comm Svcs & Fac	*Area:*	Jennings Plant	*Status:*	New
Classification:	Maintenance	*Manager:*	Trott, Aaron K	*Const. Code:*	New or Future

Proj Desc: This project includes the application of shot-crete to the perimeter banks fo the Oxidation Ditch at the Jennings Rd Treatment Plant Site.

Proj Stat: Design complete, construction to begin mid FY 12/13.

Expenditures	Budget	Actual+Commit	Available	Prop. Inc./Dec. for 13-14	Budget+Prop. Inc./Dec.	Avail.+Prop. Inc./Dec.	14-15	15-16	16-17	17-18	Total Budgeted up to 2018
CA Construction Admin	33,536	0	33,536	0	33,536	33,536	0	0	0	0	33,536
CON Construction	332,673	0	332,673	0	332,673	332,673	0	0	0	0	332,673
CTGY-CIP Contingency - CIP	33,267	0	33,267	0	33,267	33,267	0	0	0	0	33,267
EDA Eng/Design/Admin	10,016	837	9,179	0	10,016	9,179	0	0	0	0	10,016
Expenditure Totals:	409,492	837	408,655	0	409,492	408,655	0	0	0	0	409,492

Fund Balance Required	Budget+Prop. Inc./Dec.	Available+Prop. Inc./Dec.
Sewer Operations Fund-4210	409,492	408,655

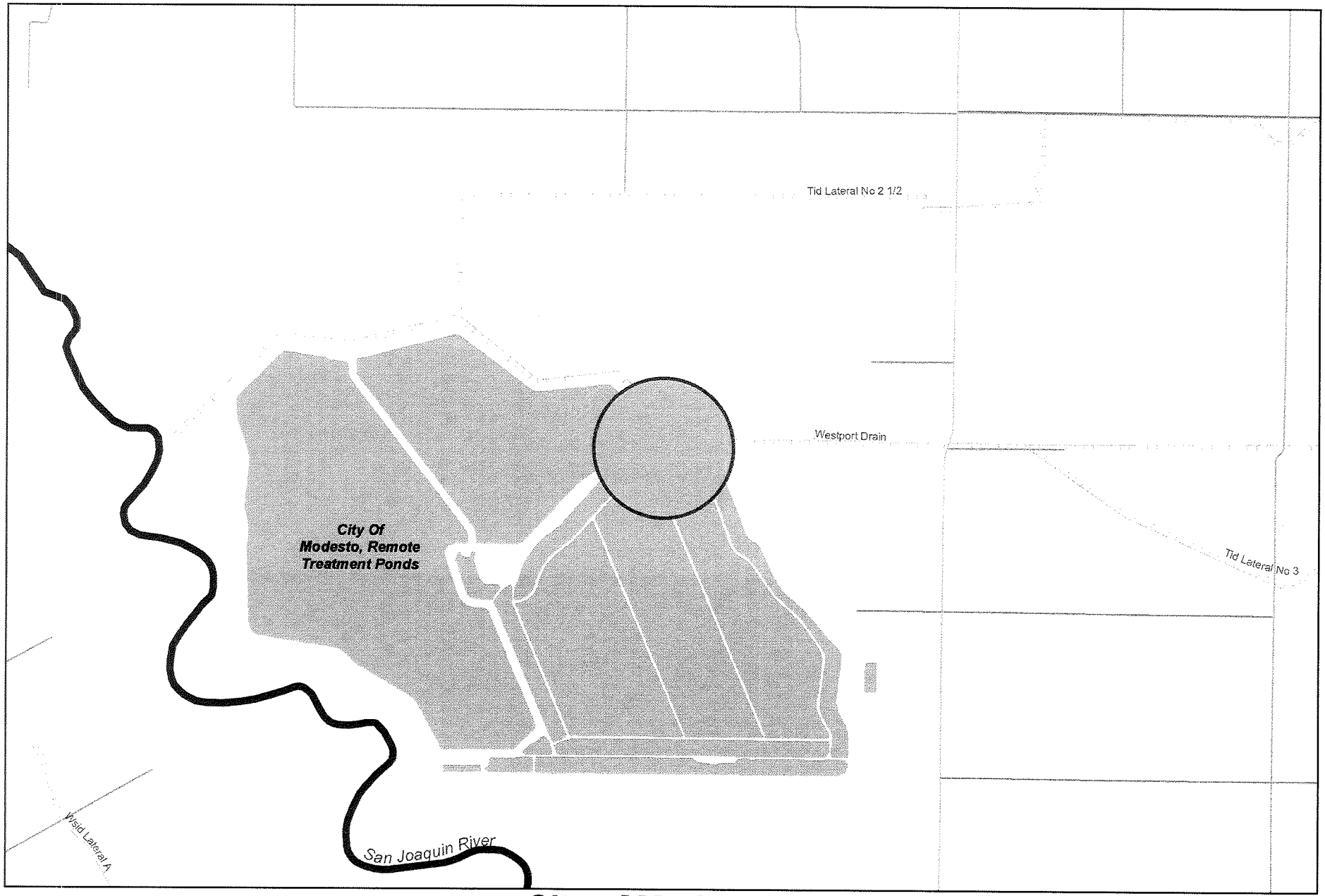

0 1,900 3,800
Feet

City of Modesto

Project #: 100661

PW - Install Irrigation Pump Flow Meter

MODESTO
CALIFORNIA

PW - Install Irrigation Pump Flow Meter

100661

Capital Unsponsored

Cost Center:	59999	*Category:*	Wastewater	*Start Date:*	2012
Hosting Fund:	Sewer Operations Fund-4210	*Type Class:*	Wastewater Utility	*End Date:*	2013
Element Listing:	Comm Svcs & Fac	*Area:*	Jennings Plant	*Status:*	Active
Classification:	Maintenance	*Manager:*	Trott, Aaron K	*Const. Code:*	New or Future

Proj Desc: This project will provide a 60" irrigation effluent magnetic flow meter that measures flow to the ranch irrigation.

Proj Stat: Design complete, construction to begin mid FY 12/13.

Expenditures	Budget	Actual+Commit	Available	Prop. Inc./Dec. for 13-14	Budget+Prop. Inc./Dec.	Avail.+Prop. Inc./Dec.	14-15	15-16	16-17	17-18	Total Budgeted up to 2018
CA Construction Admin	18,795	0	18,795	0	18,795	18,795	0	0	0	0	18,795
CON Construction	187,951	0	187,951	0	187,951	187,951	0	0	0	0	187,951
CTGY-CIP Contingency - CIP	18,795	0	18,795	0	18,795	18,795	0	0	0	0	18,795
EDA Eng/Design/Admin	10,390	770	9,620	0	10,390	9,620	0	0	0	0	10,390
Expenditure Totals:	235,931	770	235,161	0	235,931	235,161	0	0	0	0	235,931

Fund Balance Required	Budget+Prop. Inc./Dec.	Available+Prop. Inc./Dec.
Sewer Operations Fund-4210	235,931	235,161

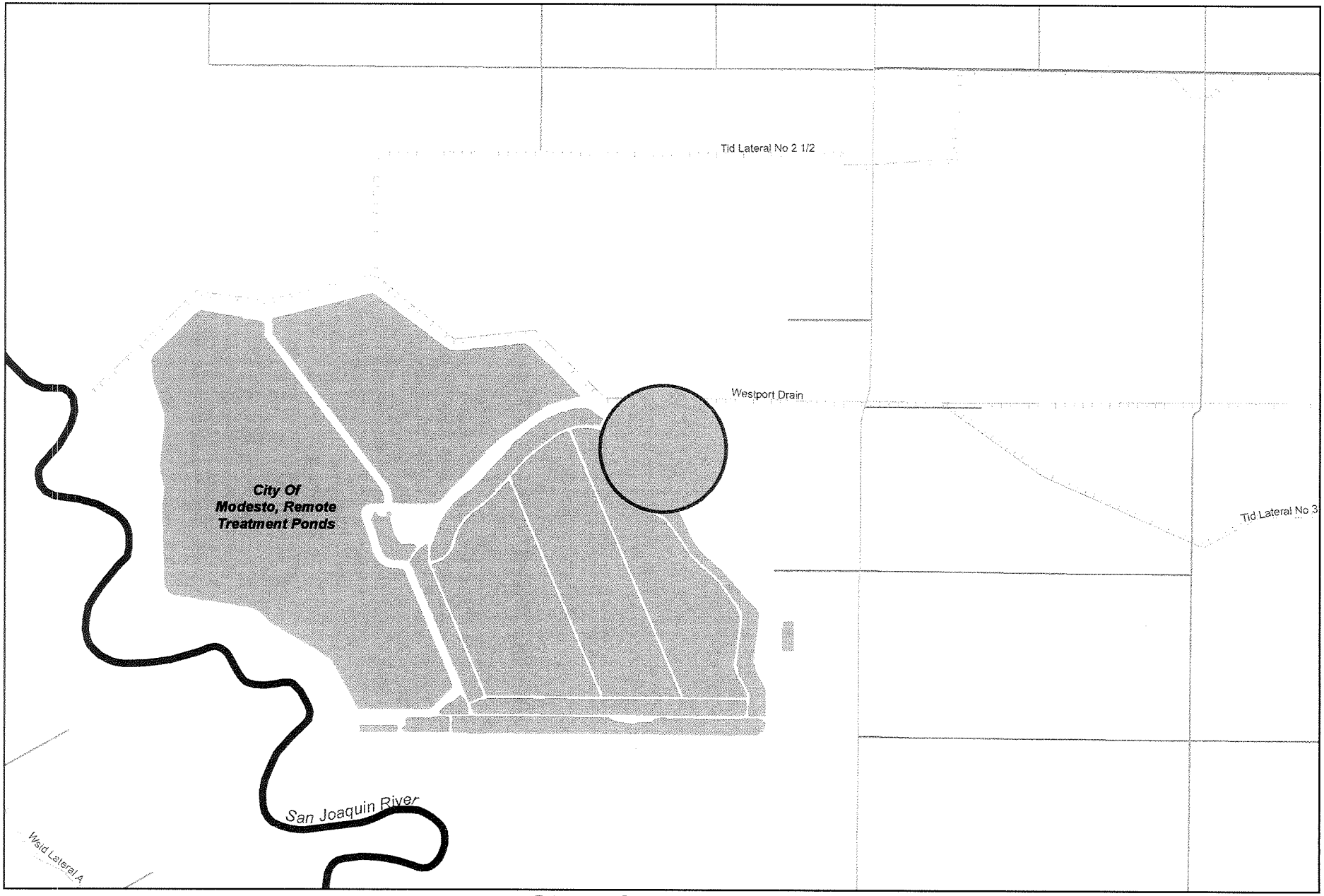

City of Modesto

Project #: 100662

0 1,900 3,800
Feet

PW - Sun Shade Structures at Chemical Area, Tertiary Permeate Pad and Tertiary UV Pad with UV Hoist at the Jennings WWTP

MODESTO
CALIFORNIA

PW - Sun Shade Structures at Chemical Area, Tertiary Permeate Pad and Tertiary UV Pad with UV Hoist at the Jennings WWTP

100662

Capital Unsponsored

Cost Center:	59999	*Category:*	Wastewater	*Start Date:*	2012
Hosting Fund:	Sewer Operations Fund-4210	*Type Class:*	Wastewater Utility	*End Date:*	2013
Element Listing:	Comm Svcs & Fac	*Area:*	Jennings Plant	*Status:*	New
Classification:	Improvements	*Manager:*	Trott, Aaron K	*Const. Code:*	New or Future

Proj Desc: This project includes the construction of new sun shade structures over the Chemical Storage Area, Permeate Pump Pad Areas and UV Disinfection Area and a UV Hoist at the Jennings Rd Wastewater Treatment Plant.

Proj Stat: Design complete, construction to begin mid FY 12/13.

Expenditures	Budget	Actual+Commit	Available	Prop. Inc./Dec. for 13-14	Budget+Prop. Inc./Dec.	Avail.+Prop. Inc./Dec.	14-15	15-16	16-17	17-18	Total Budgeted up to 2018
CA Construction Admin	42,938	0	42,938	0	42,938	42,938	0	0	0	0	42,938
CON Construction	368,876	0	368,876	0	368,876	368,876	0	0	0	0	368,876
CTGY-CIP Contingency - CIP	36,888	0	36,888	0	36,888	36,888	0	0	0	0	36,888
EDA Eng/Design/Admin	10,277	1,142	9,135	0	10,277	9,135	0	0	0	0	10,277
Expenditure Totals:	458,979	1,142	457,837	0	458,979	457,837	0	0	0	0	458,979

Fund Balance Required	Budget+Prop. Inc./Dec.	Available+Prop. Inc./Dec.
Sewer Operations Fund-4210	458,979	457,837

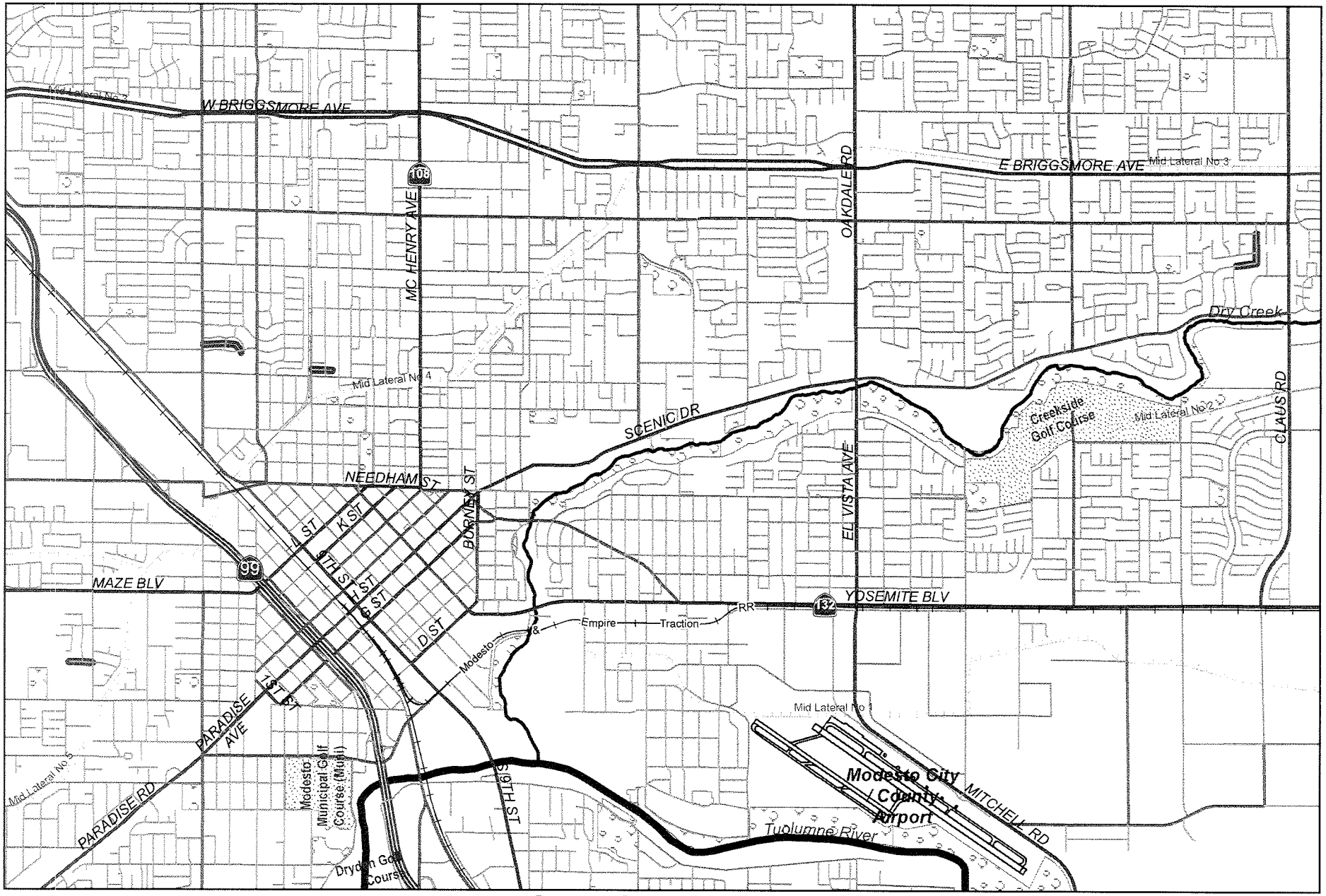

0 2,900 5,800
Feet

City of Modesto

Project #: 100664

UPP - 2011-12 Sanitary Sewer Repl

MODESTO CALIFORNIA

UPP - 2011-12 Sanitary Sewer Repl

100664

Capital Unsponsored

Cost Center: 49999
Hosting Fund: Sewer Operations Fund-4210
Element Listing: Env Rsrcs & Opn Spcs
Classification: Improvements

Category: Wastewater
Type Class: Wastewater Utility
Area: Within City
Manager: Wong, William Sai

Start Date: 2011
End Date: 2013
Status: Active
Const. Code: Under Construction

Proj Desc: This project will provide funding for replacement of sewer systems within the City of Modesto as given to Engineering.

Proj Stat: Design complete. Project to be constructed spring 2012. To be completed by end of FY 12/13.

Expenditures	Budget	Actual+Commit	Available	Prop. Inc./Dec. for 13-14	Budget+Prop. Inc./Dec.	Avail.+Prop. Inc./Dec.	14-15	15-16	16-17	17-18	Total Budgeted up to 2018
CA Construction Admin	69,500	500	69,000	0	69,500	69,000	0	0	0	0	69,500
CON Construction	691,290	0	691,290	0	691,290	691,290	0	0	0	0	691,290
CTGY-CIP Contingency - CIP	69,000	0	69,000	0	69,000	69,000	0	0	0	0	69,000
EDA Eng/Design/Admin	39,612	24,559	15,053	0	39,612	15,053	0	0	0	0	39,612
Expenditure Totals:	869,402	25,059	844,343	0	869,402	844,343	0	0	0	0	869,402

Fund Balance Required	Budget+Prop. Inc./Dec.	Available+Prop. Inc./Dec.
Sewer Operations Fund-4210	869,402	844,343

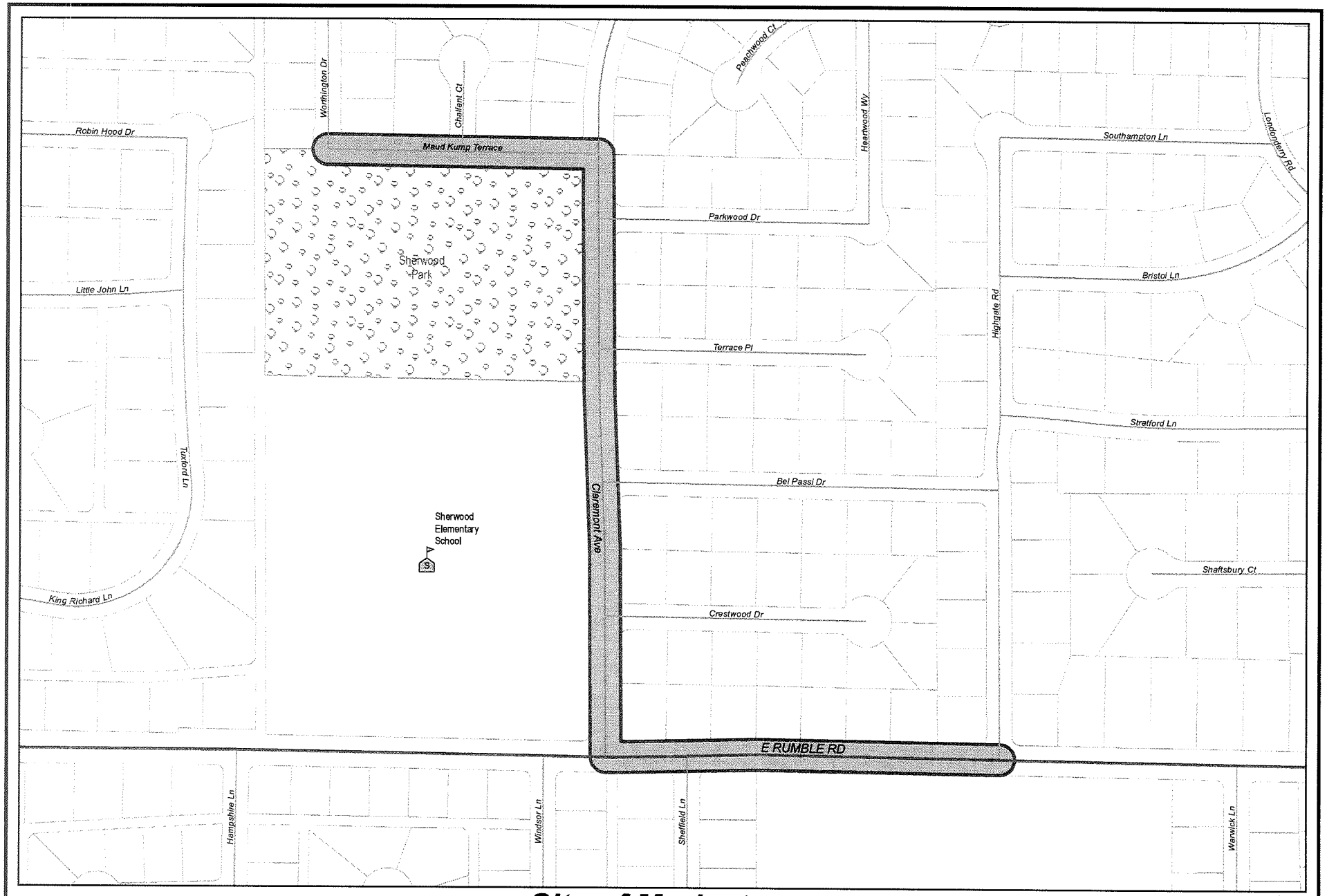

0 230 460
Feet

City of Modesto

Project #: 100678

UPP - Rumble Trunk R-1

MODESTO
CALIFORNIA

UPP - Rumble Trunk R-1

100678

Capital Unsponsored

Cost Center:	49999	*Category:*	Wastewater	*Start Date:*	2013
Hosting Fund:	Sewer Operations Fund-4210	*Type Class:*	Wastewater Utility	*End Date:*	2014
Element Listing:	Comm Svcs & Fac	*Area:*	Within City	*Status:*	Active
Classification:	Improvements	*Manager:*	Wong, William Sai	*Const. Code:*	Not Awarded

Proj Desc: This project will provide funding to replace approximately 2,753-feet of 21-inch diameter pipe with 24-inch diameter pipe on Claremont Avenue from Worthington Drive to Highgate Road.

Proj Stat: Preliminary design in FY12-13. Final design in FY13-14. Construction to begin late FY13-14.

Expenditures	Budget	Actual+Commit	Available	Prop. Inc./Dec. for 13-14	Budget+Prop. Inc./Dec.	Avail.+Prop. Inc./Dec.	14-15	15-16	16-17	17-18	Total Budgeted up to 2018
CA Construction Admin	0	0	0	168,367	168,367	168,367	0	0	0	0	168,367
CON Construction	0	0	0	1,403,055	1,403,055	1,403,055	0	0	0	0	1,403,055
CTGY Contingency - CIP	0	0	0	140,306	140,306	140,306	0	0	0	0	140,306
EDA Eng/Design/Admin	61,641	6,948	54,693	120,204	181,845	174,897	0	0	0	0	181,845
Expenditure Totals:	61,641	6,948	54,693	1,831,932	1,893,573	1,886,625	0	0	0	0	1,893,573

Fund Balance Required	Budget+Prop. Inc./Dec.	Available+Prop. Inc./Dec.
Sewer Operations Fund-4210	1,893,573	1,886,625

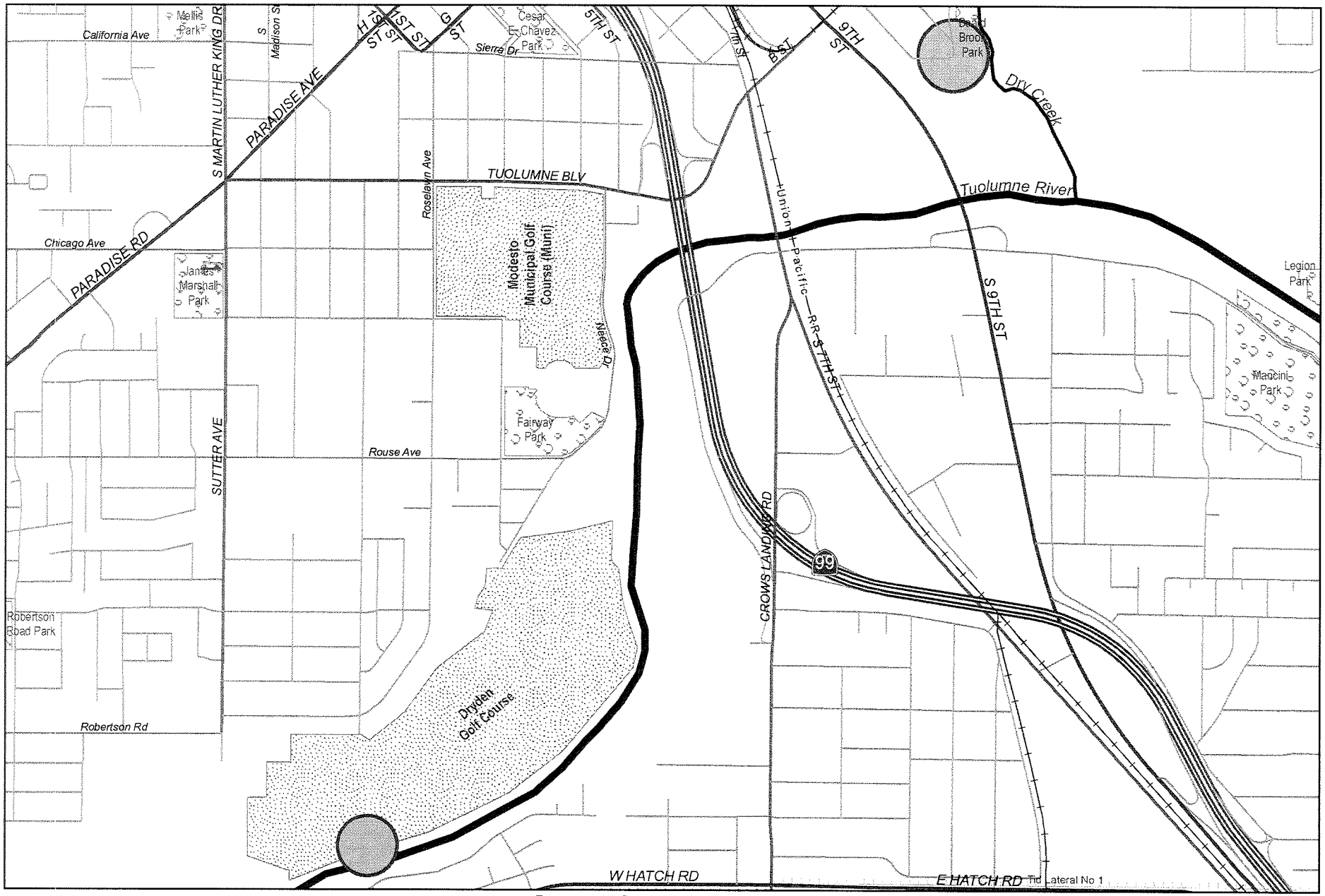

0 1,150 2,300
Feet

City of Modesto

Project #: 100679

UPP - Cannery Segregation Line Improvements (CSL-1 & CSL-2)

MODESTO
CALIFORNIA

UPP - Cannery Segregation Line Improvements (CSL-1 & CSL-2)

100679

Capital Unsponsored

Cost Center:	49999	*Category:*	Wastewater	*Start Date:*	2013
Hosting Fund:	Sewer Operations Fund-4210	*Type Class:*	Wastewater Utility	*End Date:*	2014
Element Listing:	Comm Svcs & Fac	*Area:*	Within City	*Status:*	Active
Classification:	Improvements	*Manager:*	Wong, William Sai	*Const. Code:*	Not Awarded

Proj Desc: This project will provide funding to install two new 48-inch diameter diversion trunks from the River Trunk to the Cannery Segregation Trunk. These diversion trunks will be located on the Dryden Golf Course north of Crater Avenue and Seine Drive, and at Morton Blvd. and 11th Street.

Proj Stat: Design to begin early 2013. Construction to begin early 2014.

Expenditures	Budget	Actual+Commit	Available	Prop. Inc./Dec. for 13-14	Budget+Prop. Inc./Dec.	Avail.+Prop. Inc./Dec.	14-15	15-16	16-17	17-18	Total Budgeted up to 2018
CA Construction Admin	0	0	0	107,181	107,181	107,181	0	0	0	0	107,181
CON Construction	0	0	0	669,890	669,890	669,890	0	0	0	0	669,890
CTGY Contingency	0	0	0	89,319	89,319	89,319	0	0	0	0	89,319
EDA Eng/Design/Admin	91,543	356	91,187	43,947	135,490	135,134	0	0	0	0	135,490
Expenditure Totals:	91,543	356	91,187	910,337	1,001,880	1,001,524	0	0	0	0	1,001,880

Fund Balance Required	Budget+Prop. Inc./Dec.	Available+Prop. Inc./Dec.
Sewer Operations Fund-4210	1,001,880	1,001,524

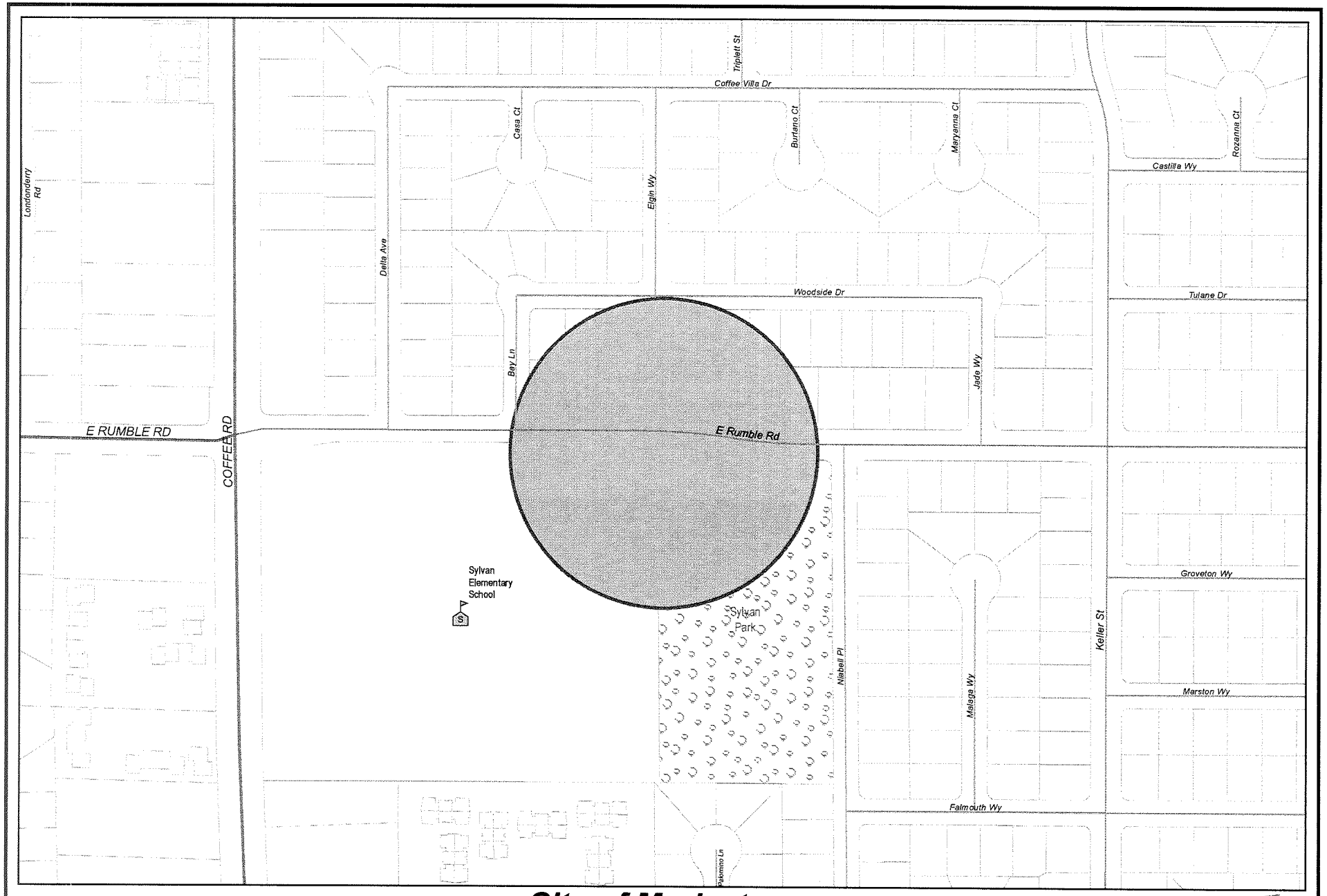

0 230 460
Feet

City of Modesto

Project #: 100681

UPP - Rumble Lift Station LS 30

MODESTO
CALIFORNIA

UPP - Rumble Lift Station LS 30

100681

Capital Unsponsored

Cost Center:	49999	*Category:*	Wastewater	*Start Date:*	2013
Hosting Fund:	Sewer Operations Fund-4210	*Type Class:*	Wastewater Utility	*End Date:*	2015
Element Listing:	Comm Svcs & Fac	*Area:*	Within City	*Status:*	Active
Classification:	Improvements	*Manager:*	Wong, William Sai	*Const. Code:*	Not Awarded

Proj Desc: This project will provide funding to upgrade the existing Lift Station to allow for the firm capacity to increase from 1.4 mgd to 2.0 mgd.

Proj Stat: Preliminary design in FY12-13. Final Design in FY13-14. Construction to begin late FY13-14.

Expenditures	Budget	Actual+Commit	Available	Prop. Inc./Dec. for 13-14	Budget+Prop. Inc./Dec.	Avail.+Prop. Inc./Dec.	14-15	15-16	16-17	17-18	Total Budgeted up to 2018
CA Construction Admin	0	0	0	160,291	160,291	160,291	0	0	0	0	160,291
CON Construction	0	0	0	1,335,758	1,335,758	1,335,758	0	0	0	0	1,335,758
CTGY Contingency - CIP	0	0	0	133,576	133,576	133,576	0	0	0	0	133,576
EDA Eng/Design/Admin	61,641	830	60,811	114,434	176,075	175,245	0	0	0	0	176,075
Expenditure Totals:	61,641	830	60,811	1,744,059	1,805,700	1,804,870	0	0	0	0	1,805,700

Fund Balance Required	Budget+Prop. Inc./Dec.	Available+Prop. Inc./Dec.
Sewer Operations Fund-4210	1,805,700	1,804,870

City of Modesto

Project #: 100683

UPP - Ceres Trunk Rehabilitation (C-2a & C-2b)

MODESTO
CALIFORNIA

UPP - Ceres Trunk Rehabilitation (C-2a & C-2b)

100683

Capital Unsponsored

Cost Center:	49999	*Category:*	Wastewater	*Start Date:*	2013
Hosting Fund:	Sewer Operations Fund-4210	*Type Class:*	Wastewater Utility	*End Date:*	2014
Element Listing:	Comm Svcs & Fac	*Area:*	Within City	*Status:*	Active
Classification:	Improvements	*Manager:*	Wong, William Sai	*Const. Code:*	Not Awarded

Proj Desc: This project will provide funding to construct a new 300-foot, 24-inch diameter redundant trunk line to the Ceres Trunk C2-b that crosses Highway 99 near Blankenburg Avenue and Crows Landing Road. The project will also rehabilitate the existing 24-inch diameter trunk (C-2a).

Proj Stat: Design to begin early 2013. Construction in FY13-14.

Expenditures	Budget	Actual+Commit	Available	Prop. Inc./Dec. for 13-14	Budget+Prop. Inc./Dec.	Avail.+Prop. Inc./Dec.	14-15	15-16	16-17	17-18	Total Budgeted up to 2018
CA Construction Admin	0	0	0	86,582	86,582	86,582	0	0	0	0	86,582
CON Construction	0	0	0	541,136	541,136	541,136	0	0	0	0	541,136
CTGY Contingency	0	0	0	72,152	72,152	72,152	0	0	0	0	72,152
EDA Eng/Design/Admin	74,236	356	73,880	34,956	109,192	108,836	0	0	0	0	109,192
Expenditure Totals:	74,236	356	73,880	734,826	809,062	808,706	0	0	0	0	809,062

Fund Balance Required	Budget+Prop. Inc./Dec.	Available+Prop. Inc./Dec.
Sewer Operations Fund-4210	809,062	808,706

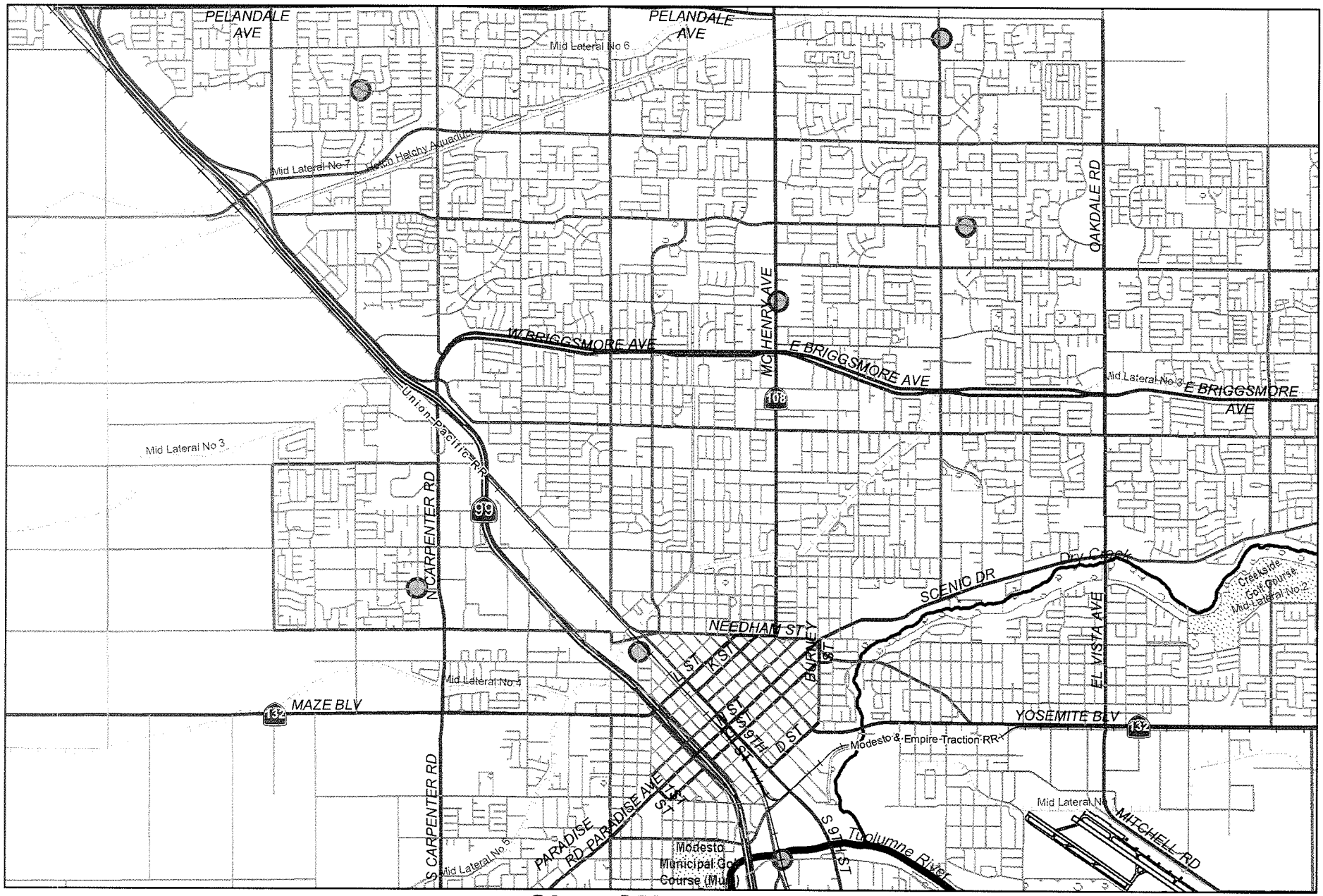

0 3,800 7,600
Feet

City of Modesto

Project #: 100684

UPP - Lift Station Generators

MODESTO CALIFORNIA

UPP - Lift Station Generators

100684

Capital Unsponsored

Cost Center:	49999	*Category:*	Wastewater	*Start Date:*	2013
Hosting Fund:	Sewer Operations Fund-4210	*Type Class:*	Wastewater Utility	*End Date:*	2014
Element Listing:	Comm Svcs & Fac	*Area:*	Within City	*Status:*	Active
Classification:	Improvements	*Manager:*	Wong, William Sai	*Const. Code:*	Not Awarded

Proj Desc: This project will provide funding to install stand-by generators to supply power at seven lift stations listed in the Wastewater Collection System Master Plan. The Lift Stations listed are Dutchollow, Mark Randy, Pepsi, Rumble, Torrid/Diablo, Jefferson and Coffee/Clarartina.

Proj Stat: Design in late FY12-13. Construction to begin in FY13-14.

Expenditures	Budget	Actual+Commit	Available	Prop. Inc./Dec. for 13-14	Budget+Prop. Inc./Dec.	Avail.+Prop. Inc./Dec.	14-15	15-16	16-17	17-18	Total Budgeted up to 2018
CA Construction Admin	0	0	0	59,222	59,222	59,222	0	0	0	0	59,222
CON Construction	0	0	0	493,517	493,517	493,517	0	0	0	0	493,517
CTGY Contingency - CIP	0	0	0	49,352	49,352	49,352	0	0	0	0	49,352
EDA Eng/Design/Admin	61,949	0	61,949	0	61,949	61,949	0	0	0	0	61,949
Expenditure Totals:	61,949	0	61,949	602,091	664,040	664,040	0	0	0	0	664,040

Fund Balance Required	Budget+Prop. Inc./Dec.	Available+Prop. Inc./Dec.
Sewer Operations Fund-4210	664,040	664,040

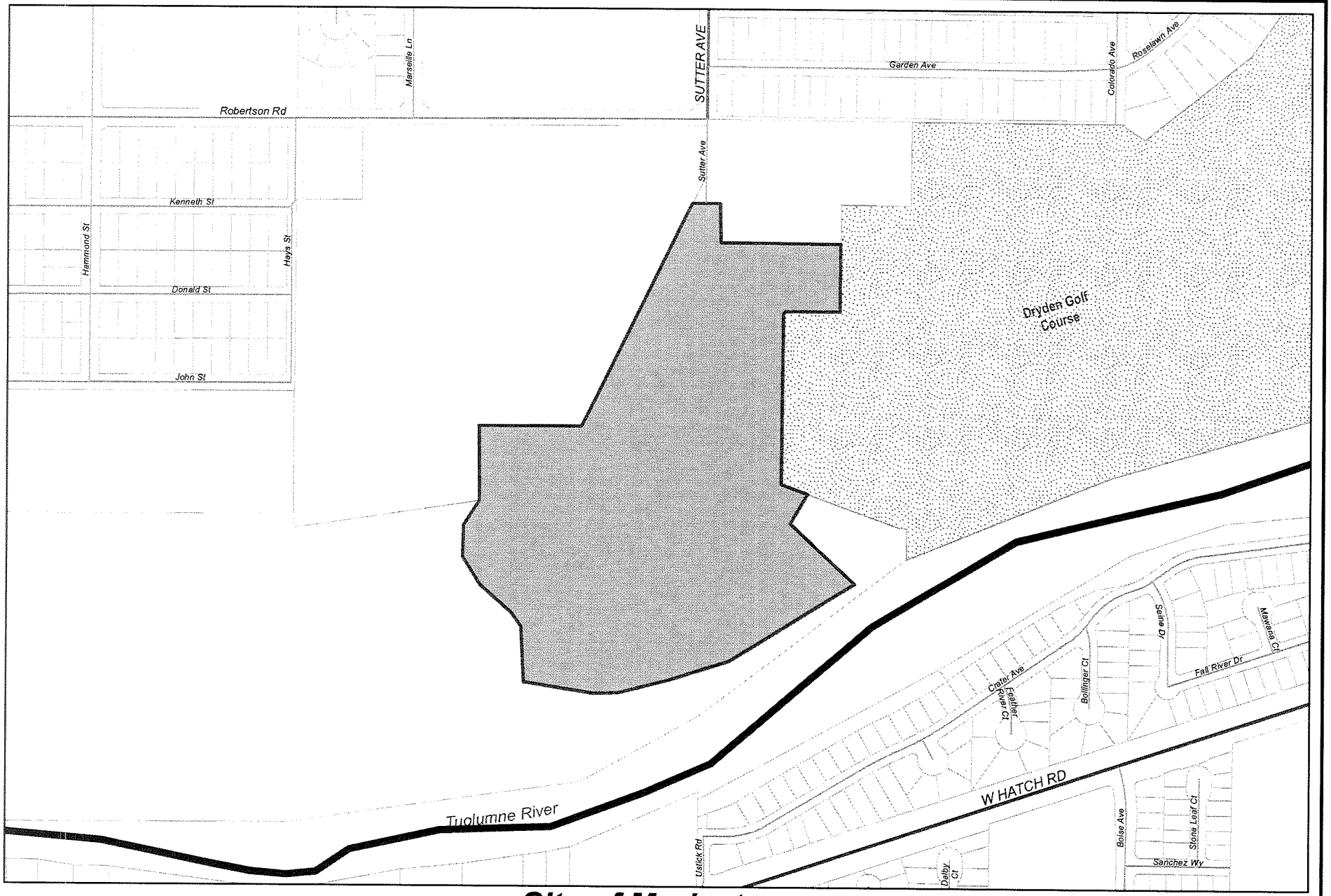

0 387.5 775
Feet

City of Modesto

Project #: 100737

UPP - Headworks Improvements at Sutter Avenue WQC

MODESTO
CALIFORNIA

UPP - Headworks Improvements at Sutter Avenue WQC

100737

Capital Unsponsored

Cost Center:	49999	*Category:*	Wastewater	*Start Date:*	2014
Hosting Fund:	Sewer Operations Fund-4210	*Type Class:*	Wastewater Utility	*End Date:*	2016
Element Listing:	Comm Svcs & Fac	*Area:*	Within City	*Status:*	New
Classification:	Improv	*Manager:*	Wong, William Sai	*Const. Code:*	New or Future

Proj Desc: This project will providing funding to evaulate, design and construct the improvements to the City's existing headworks at the Sutter Wastewater Treatment Plant. The proposed scope of work will include modifications to the existing screens and grit removal improvements. This project was identified in the City's 2007 Wastewater Treatment Master Plan.

Proj Stat: Design is budgeted for FY13-14. Construction is anticipated to begin in FY14-15.

Expenditures	Budget	Actual+Commit	Available	Prop. Inc./Dec. for 13-14	Budget+Prop. Inc./Dec.	Avail.+Prop. Inc./Dec.	14-15	15-16	16-17	17-18	Total Budgeted up to 2018
CA Construction Admin	0	0	0	0	0	0	285,000	0	0	0	285,000
CON Construction	0	0	0	0	0	0	2,300,000	0	0	0	2,300,000
CTGY Contingency - CIP	0	0	0	0	0	0	115,000	0	0	0	115,000
EDA Eng/Design/Admin	0	0	0	300,000	300,000	300,000	0	0	0	0	300,000
Expenditure Totals:		0	0	300,000	300,000	300,000	2,700,000	0	0	0	3,000,000

Fund Balance Required	Budget+Prop. Inc./Dec.	Available+Prop. Inc./Dec.
Sewer Operations Fund-4210	300,000	300,000

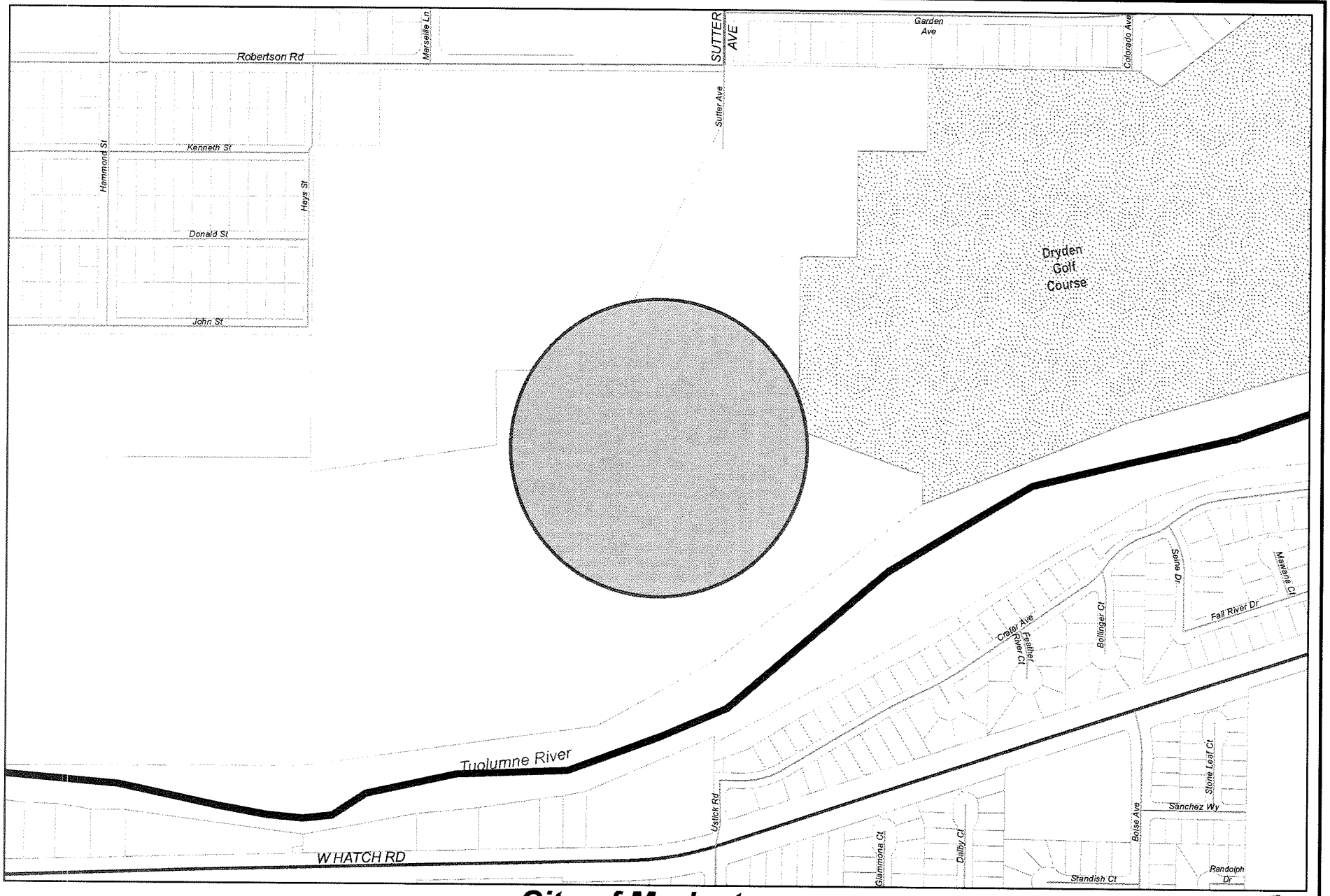

0 387.5 775
Feet

City of Modesto

Project #: 100738

UPP - Sutter Treatment Plant Improvements

N

MODESTO
CALIFORNIA

UPP - Sutter Treatment Plant Improvements

100738

Capital Unsponsored

Cost Center:	49999	*Category:*	Wastewater	*Start Date:*	2014
Hosting Fund:	Sewer Operations Fund-4210	*Type Class:*	Wastewater Utility	*End Date:*	2015
Element Listing:	Comm Svcs & Fac	*Area:*	Within City	*Status:*	New
Classification:	Improv	*Manager:*	Wong, William Sai	*Const. Code:*	New or Future

Proj Desc: This project will provide funding for the rehabilitation of Anaerobic Digesters #1 and 2, and the repair of leaking grit piping. The scope of this project includes a new access way, repair and replacement of deficient digester and grit removal piping, repair of existing tanks, repair of corroded equipment, and installation of safety railing and OSHA- compliant improvements.

Proj Stat: Design to be completed in FY13/14. Construction anticipated to begin in FY13/14, and completed in FY14/15.

Expenditures	Budget	Actual+Commit	Available	Prop. Inc./Dec. for 13-14	Budget+Prop. Inc./Dec.	Avail.+Prop. Inc./Dec.	14-15	15-16	16-17	17-18	Total Budgeted up to 2018
CA Construction Admin	0	0	0	200,000	200,000	200,000	0	0	0	0	200,000
CON Construction	0	0	0	2,000,000	2,000,000	2,000,000	0	0	0	0	2,000,000
CTGY Contingency - CIP	0	0	0	200,000	200,000	200,000	0	0	0	0	200,000
EDA Eng/Design/Admin	0	0	0	220,000	220,000	220,000	0	0	0	0	220,000
Expenditure Totals:		0	0	2,620,000	2,620,000	2,620,000	0	0	0	0	2,620,000

Fund Balance Required	Budget+Prop. Inc./Dec.	Available+Prop. Inc./Dec.
Sewer Operations Fund-4210	2,620,000	2,620,000

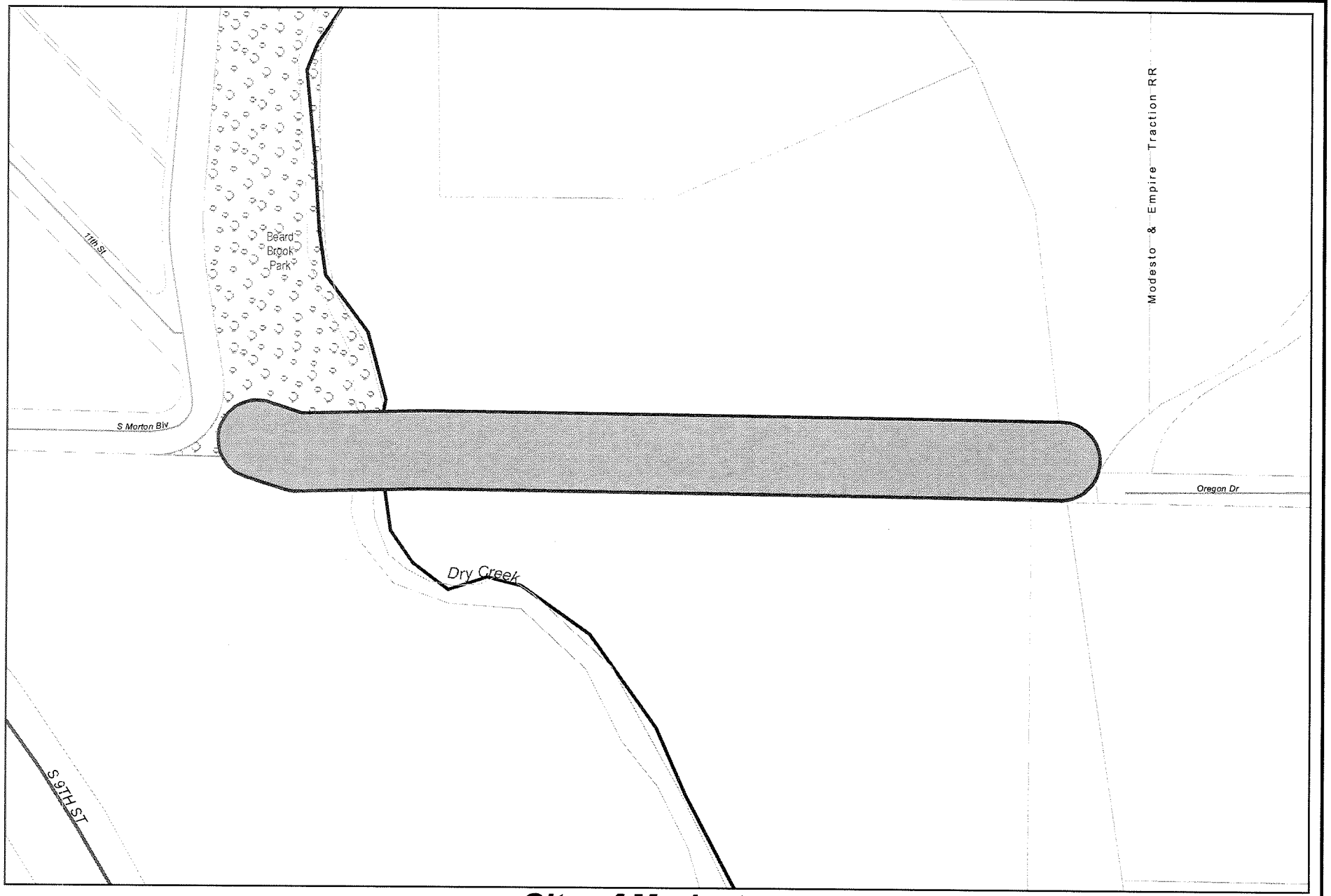

0 230 460
Feet

City of Modesto

Project #: 100739

UPP - New Beard Brook Siphon & Junction Structure Improvements

MODESTO
CALIFORNIA

UPP - New Beard Brook Siphon & Junction Structure Improvements

100739

Capital Unsponsored

Cost Center:	49999	*Category:*	Wastewater	*Start Date:*	2014
Hosting Fund:	Sewer Operations Fund-4210	*Type Class:*	Wastewater Utility	*End Date:*	2016
Element Listing:	Comm Svcs & Fac	*Area:*	Within City	*Status:*	New
Classification:	Improv	*Manager:*	Wong, William Sai	*Const. Code:*	New or Future

Proj Desc: This project will provide funding for the design and construction of a parallel siphon under Beard Brook to provide system reliability for the River Trunk. The River Trunk is one of the City's major trunks and, at this location, conveys sewer flow from Tributary Areas 5, 6, and 7, which includes significant growth areas. Currently, the existing River Trunk siphons do not have redundancy in case of an emergency. The scope of this project includes the construction of a parallel siphon line and improvements at an existing junction structure. This project was identified as Segment BB-1 in the City's 2007 Wastewater Collection System Master Plan.

Proj Stat: Preliminary design to begin in FY13-14, final design to begin in FY14-15. Construction anticipated to begin in FY15-16.

Expenditures	Budget	Actual+Commit	Available	Prop. Inc./Dec. for 13-14	Budget+Prop. Inc./Dec.	Avail.+Prop. Inc./Dec.	14-15	15-16	16-17	17-18	Total Budgeted up to 2018
CA Construction Admin	0	0	0	0	0	0	0	750,000	0	0	750,000
CON Construction	0	0	0	0	0	0	0	6,307,476	0	0	6,307,476
CTGY Contingency - CIP	0	0	0	0	0	0	0	350,000	0	0	350,000
EDA Eng/Design/Admin	0	0	0	254,000	254,000	254,000	495,300	0	0	0	749,300
Expenditure Totals:		0	0	254,000	254,000	254,000	495,300	7,407,476	0	0	8,156,776

Fund Balance Required	Budget+Prop. Inc./Dec.	Available+Prop. Inc./Dec.
Sewer Operations Fund-4210	254,000	254,000

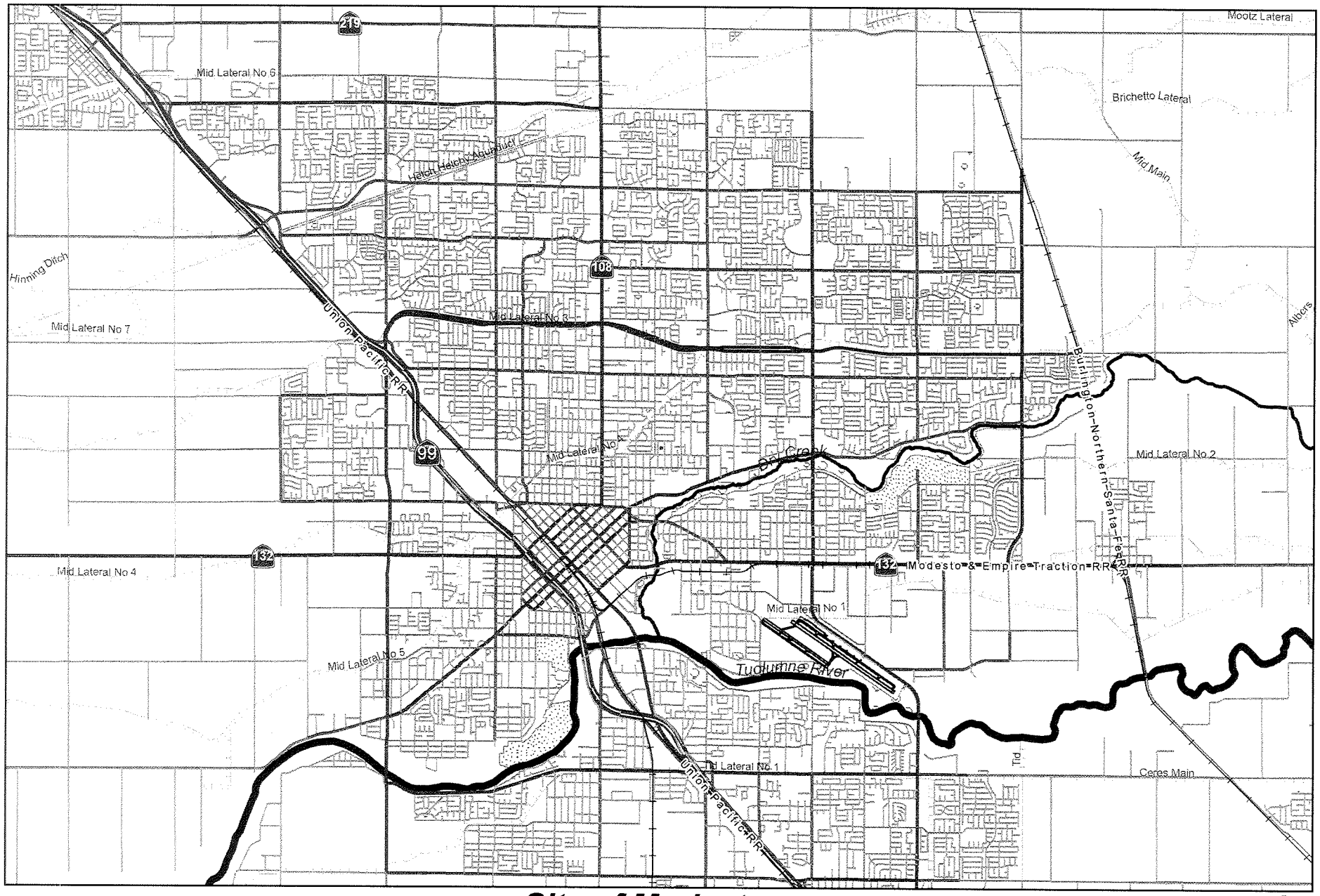

0 5,500 11,000
Feet

City of Modesto

Project #: 100740

UPP - Wastewater Master Plan Update

N

MODESTO
CALIFORNIA

UPP - Wastewater Master Plan Update

100740

Capital Unsponsored

Cost Center:	49999	*Category:*	Wastewater	*Start Date:*	2013
Hosting Fund:	Sewer Operations Fund-4210	*Type Class:*	Wastewater Utility	*End Date:*	2015
Element Listing:	Comm Svcs & Fac	*Area:*	Within City	*Status:*	New
Classification:	Improv	*Manager:*	Bond, Jack R	*Const. Code:*	New or Future

Proj Desc: This project will provide funding for a FY13/14 update to the 2007 Wastewater Collection and Treatment Systems Master Plan. This effort will also include flow monitoring to support the flow analysis and development of suggested CIP's for the Master Plan. Funding for this project will be provided by sewer connection fees and sewer rates.

Proj Stat: Work will begin in FY 13/14.

Expenditures	Budget	Actual+Commit	Available	Prop. Inc./Dec. for 13-14	Budget+Prop. Inc./Dec.	Avail.+Prop. Inc./Dec.	14-15	15-16	16-17	17-18	Total Budgeted up to 2018
EDA Eng/Design/Admin	0	0	0	2,100,000	2,100,000	2,100,000	0	0	0	0	2,100,000
Expenditure Totals:		0	0	2,100,000	2,100,000	2,100,000	0	0	0	0	2,100,000

Fund Balance Required	Budget+Prop. Inc./Dec.	Available+Prop. Inc./Dec.
Sewer Operations Fund-4210	2,100,000	2,100,000

THIS PAGE LEFT BLANK INTENTIONALLY

WATER SYSTEM

SYSTEM OVERVIEW

The City of Modesto's regional water system supplies water to communities within Stanislaus County, which include Modesto, Waterford, Hickman, Del Rio, Salida, Empire, Grayson, and small portions of Ceres and Turlock. The City is responsible for 10 separate water systems, with 97 active wells and 10 tank sites. There are 13 wells temporarily offline due to contaminants and/or naturally occurring constituents that exceed state and national drinking water regulatory limits. Wells are also taken offline at various times of the year for routine maintenance and repairs. Water wells range in depth from 250-500 feet. Modesto's well water (groundwater) is obtained from a confined aquifer, which is located below an extensive layer of clay.

The water system includes nine active storage tanks, when combined, have over 7.5 million gallons of storage capacity. Two additional tanks maintained by the Modesto Regional Water Treatment Plant (MRWTP) provide the system with storage capacity up to 10 million gallons.

Since 1995 Modesto Irrigation District (MID) has operated the MRWTP and provided approximately 30 million gallons of treated surface water per day to the regional water system. Remaining water needs are met with groundwater. Conjunctive use of both surface water and groundwater has ensured delivery of safe, reliable drinking water to the Modesto area, while minimizing the impact to the groundwater supply. Within the City of Modesto and its vicinity, water from wells and the MRWTP goes directly into a looped distribution system consisting of more than 900 miles of water mains. In the outlying systems, which are solely served by groundwater, water from the wells enters directly into the distribution system to serve area customers.

HIGHLIGHTS

The FY 2013-14 Capital Improvement Program emphasizes the City's commitment to meet both the current and long-range water needs of the community. New wells, tanks, water mains, wellhead treatment, water meters, and other system improvements will enhance capacity and delivery. The program also includes implementation of Phase Two of the MRWTP and associated system-wide improvements, including additional water storage, transmission, and distribution facilities. These facilities are referred to as "City-wide Downstream Improvements". The Phase Two expansion will double the MRTWP capacity to 60 million gallons per day. This project has been delayed due to construction deficiency issues. MID and the City are developing a plan for completing the project in a reasonable manner, which may have impacts on the CIP program in the future.

In addition to the Phase Two and downstream projects, the 2004 Hydraulic Modeling Project identified the need for repair, replacement, and other projects. The total estimated cost in 2004 for the City-wide Downstream Improvements, Phase Two expansion, and other system capital projects was estimated at $152.8 million. Construction of portions of the necessary system improvements started in 2008, with the MRWTP and Downstream Improvements. Other components of the Capital Improvement Plan will continue in 2013 and beyond. Adequate funding for the ongoing capital improvement water projects depends largely on the revenue received from water rate and connection fee increases implemented in January 2005.

The Stanislaus Regional Water Authority (SRWA) is a joint powers authority, which includes the California cities of Ceres, Modesto, and Turlock, as the Participants. The Participants formed the SRWA for the purpose of making responsible decisions related to the development and operation of the future RSWSP. The Participants are interested in finding and evaluating surface water supply options and facilities to serve municipal and industrial water to the customers within their service areas. Each of the cities within the SRWA is authorized to develop, obtain, and serve a municipal and industrial water supply pursuant to California law. The Participants of the SRWA are currently working with the Turlock Irrigation District (TID) to develop a Regional Surface Water Supply Project (RSWSP) that will provide a safe and reliable, high quality surface water supply for the long-term drinking water needs of each participating city.

The Modesto water system faces significant challenges, including deferred replacement, loss of wells from contamination, and water pressure concerns in older areas of the system. In addition, system-wide metering mandated by the state in September 2004 (Assembly Bill 2572) requires significant resources and costs. The metering program is scheduled to be completed by the year 2022. Once completed, all services will be metered with automated meter reading and billed by volume usage.

MAJOR ACCOMPLISHMENTS

- Installed all scheduled Nitrate Analyzers at recommended well sites.
- Completed abandonment of Well #34 and #24. Three more wells (#19, #32, and #226) were approved for destruction and scheduled to be abandoned during the next two years.
- Completed installation of emergency generators at Tanks #7, #8 and Well #100. These generators will provide backup power for the tanks and wells to continue operating and providing water to customers during a power outage.
- Completed design for the replacement of 8,400 lineal feet of water mains in the Hilltop Area, and is currently under construction with anticipated completion in t summer 2013.

- Purchased five Tablet Chlorination Systems to replace liquid chlorine in the outlying area. The Salida area will be the first area the new systems will be installed with a tentative completion of summer 2013.

- Continued the Meter Installation Program throughout Modesto. As of April 2013, 73% of the system is metered and billed by volume usage. Current concentration is North Modesto; East Modesto area has been completed.

- Installation of 15,040 lineal feet of water mains in the Airport District is approximately 90% completed, anticipated completion in May 2013.

- For security purposes, installed new fencing at Well 30 and Well 256. Fencing is scheduled for installation at Tank 8 and should be completed before fiscal year-end.

- Initiated the Toilet and Washing Machine Rebate Programs, which is receiving good public response.

POLICY ISSUES

In 2006 the City Council approved a modified comprehensive plan to install meters throughout the Modesto water service area. This is a state-mandated, long-term plan that was originally approved in Fiscal Year 2005, and will be completed over the next 10 years at an estimated total cost of $40 million. This modified plan includes the installation of meters and the integration of these new meters throughout the water system. At this time, approximately 58,000 meters with AMR systems are in place. The Grayson, Del Rio, Hickman, Northwest Modesto, and Salida areas are 100% complete.

As a result of the economic conditions, the completion of a cost of service study has been delayed. Consequently, a substantial portion of the Water Capital Improvement Program has been deferred until economic conditions can support rates to fund the projects. Fortunately, this is possible with the reduced demand for water flows. At some point, the improvements to the existing system will be necessary to meet demands and correct existing deficiencies.

The MRWTP Phase 2 project has been delayed significantly due to construction deficiencies. A plan is being developed to get the project online as soon as practical. The City and MID team are working to make sure those responsible for the deficiencies are held accountable for the costs and delays. We anticipate completion e summer 2015.

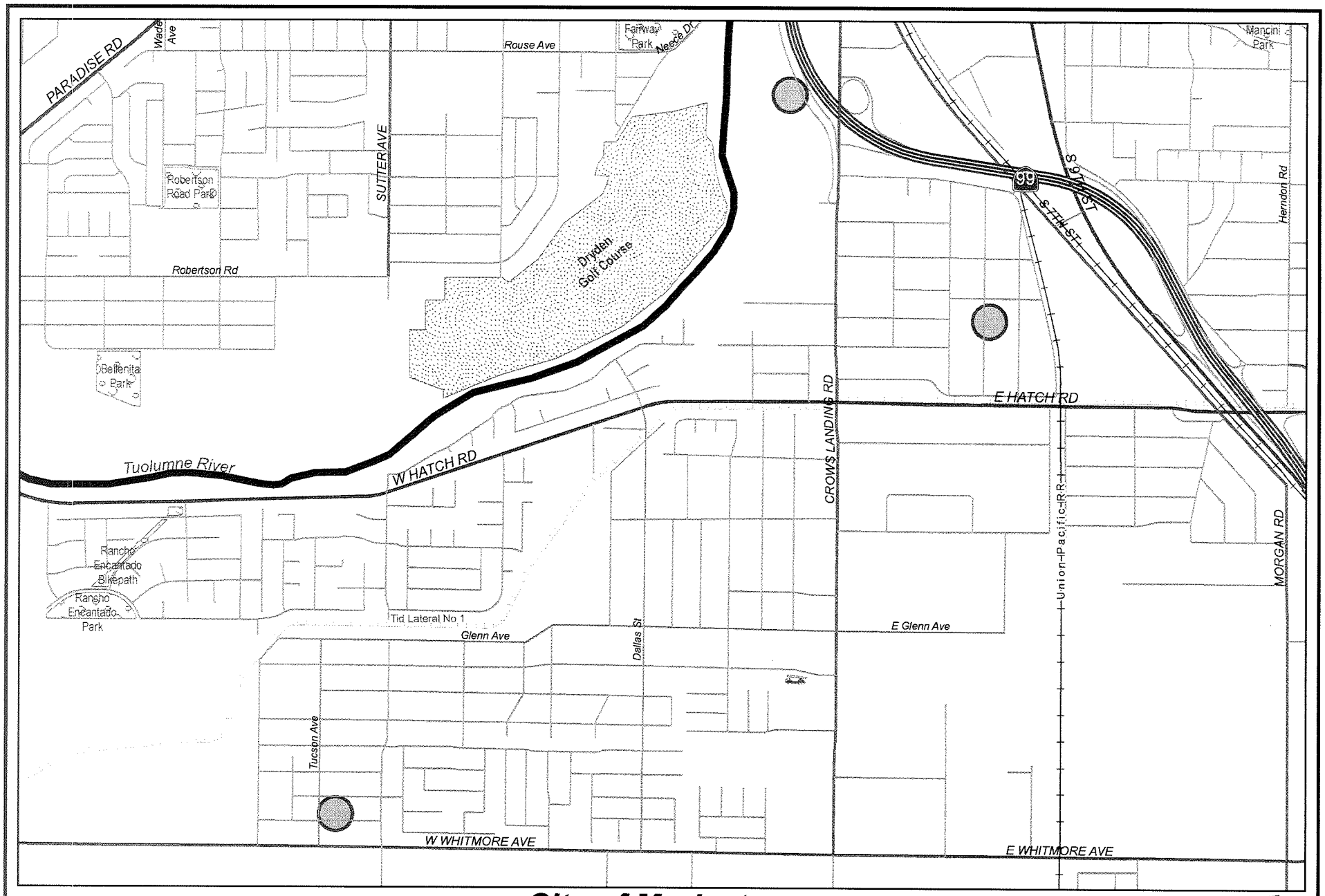

0 1,375 2,750
Feet

City of Modesto

Project #: 100330

PW - GAC Wells - Nitrate Analyzer

MODESTO
CALIFORNIA

PW - GAC Wells - Nitrate Analyzer

100330

Capital Unsponsored

Cost Center:	59999	*Category:*	Water	*Start Date:*	2009
Hosting Fund:	Water Fund - CIP Projects-4180	*Type Class:*	Maintenance	*End Date:*	2014
Element Listing:	Comm Svcs & Fac	*Area:*	System Wide	*Status:*	Active
Classification:	Improvements	*Manager:*	Savidge, David L	*Const. Code:*	Under Construction

Proj Desc: This project was established in response to a Department of Public Health (CDPH) mandate to furnish and install Nitrate Analyzer equipment for the purpose of detecting nitrate levels at various tank/well sites.

Proj Stat: Nitrate Analyzer equipment has been installed at all required well/tank sites.

Expenditures	Budget	Actual+Commit	Available	Prop. Inc./Dec. for 13-14	Budget+Prop. Inc./Dec.	Avail.+Prop. Inc./Dec.	14-15	15-16	16-17	17-18	Total Budgeted up to 2018
CCF City Construct Force	752,178	503,643	248,535	0	752,178	248,535	0	0	0	0	752,178
EDA Eng/Design/Admin	23,801	23,267	534	0	23,801	534	0	0	0	0	23,801
Expenditure Totals:	775,979	526,911	249,068	0	775,979	249,068	0	0	0	0	775,979

Fund Balance Required	Budget+Prop. Inc./Dec.	Available+Prop. Inc./Dec.
Water Fund - CIP Projects-4180	775,979	249,068

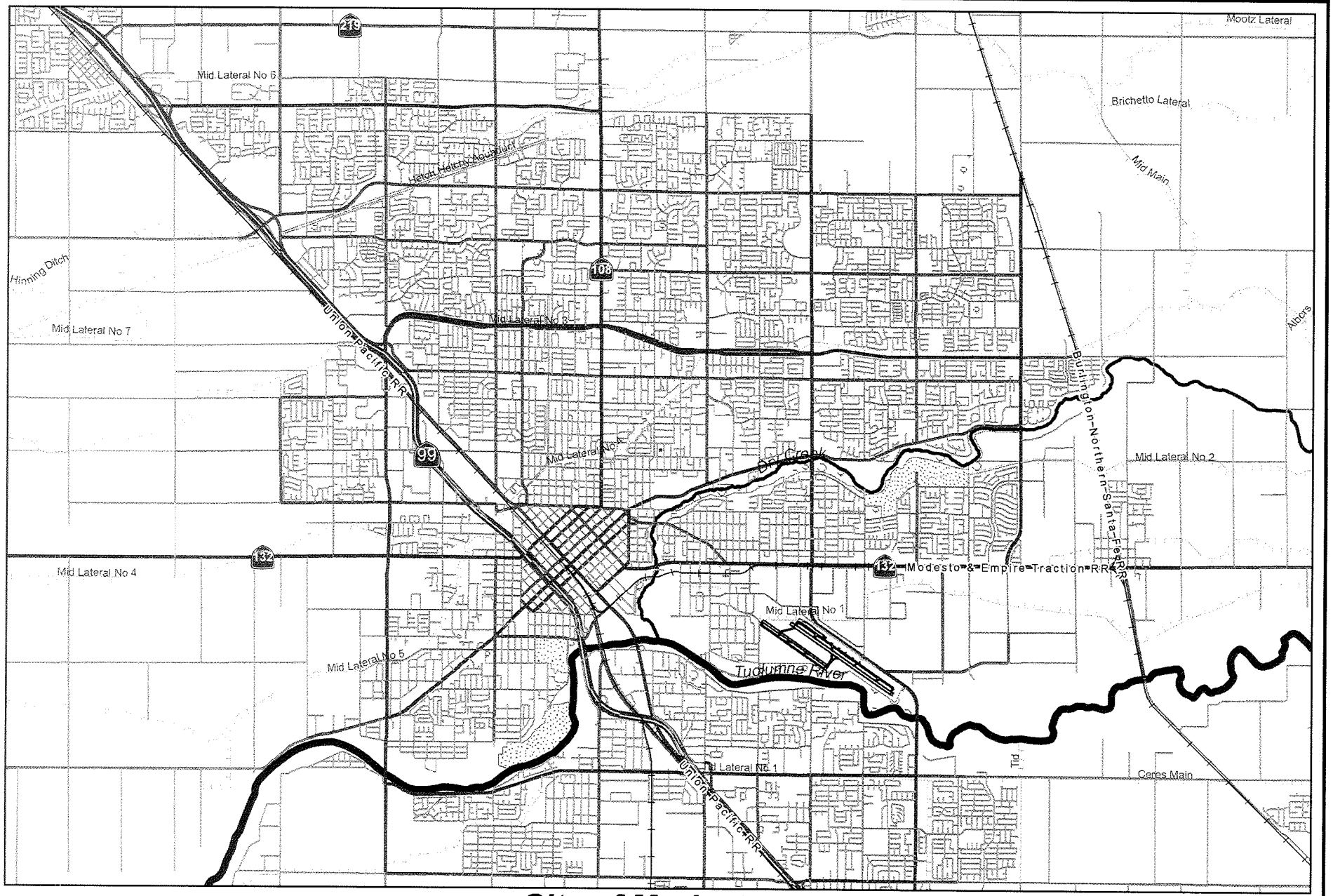

0 5,500 11,000
Feet

City of Modesto

Project #: 100338

PW - Valve Replacement Citywide (100331)

N

MODESTO
CALIFORNIA

PW - Valve Replacement Citywide (100331)

100338

Capital Unsponsored

Cost Center: 59999
Hosting Fund: Water Fund - CIP Projects-4180
Element Listing: Comm Svcs & Fac
Classification: Maintenance

Category: Water
Type Class: Maintenance
Area: System Wide
Manager: Savidge, David L

Start Date: 2010
End Date: 2014
Status: Active
Const. Code: Under Construction

Proj Desc: This project provides funding for crews to replace broken valves throughout the water system.

Proj Stat: Staff has completed a plan to replace broken valves throughout the water system. Tentative completion date is June 2014.

Expenditures	Budget	Actual+Commit	Available	Prop. Inc./Dec. for 13-14	Budget+Prop. Inc./Dec.	Avail.+Prop. Inc./Dec.	14-15	15-16	16-17	17-18	Total Budgeted up to 2018
CCF City Construct Force	355,000	207,815	147,185	300,000	655,000	447,185	0	0	0	0	655,000
EA Equip Acquisition	121,983	15,749	106,234	0	121,983	106,234	0	0	0	0	121,983
Expenditure Totals:	476,983	223,564	253,419	300,000	776,983	553,419	0	0	0	0	776,983

Fund Balance Required	Budget+Prop. Inc./Dec.	Available+Prop. Inc./Dec.
Water Fund - CIP Projects-4180	776,983	553,419

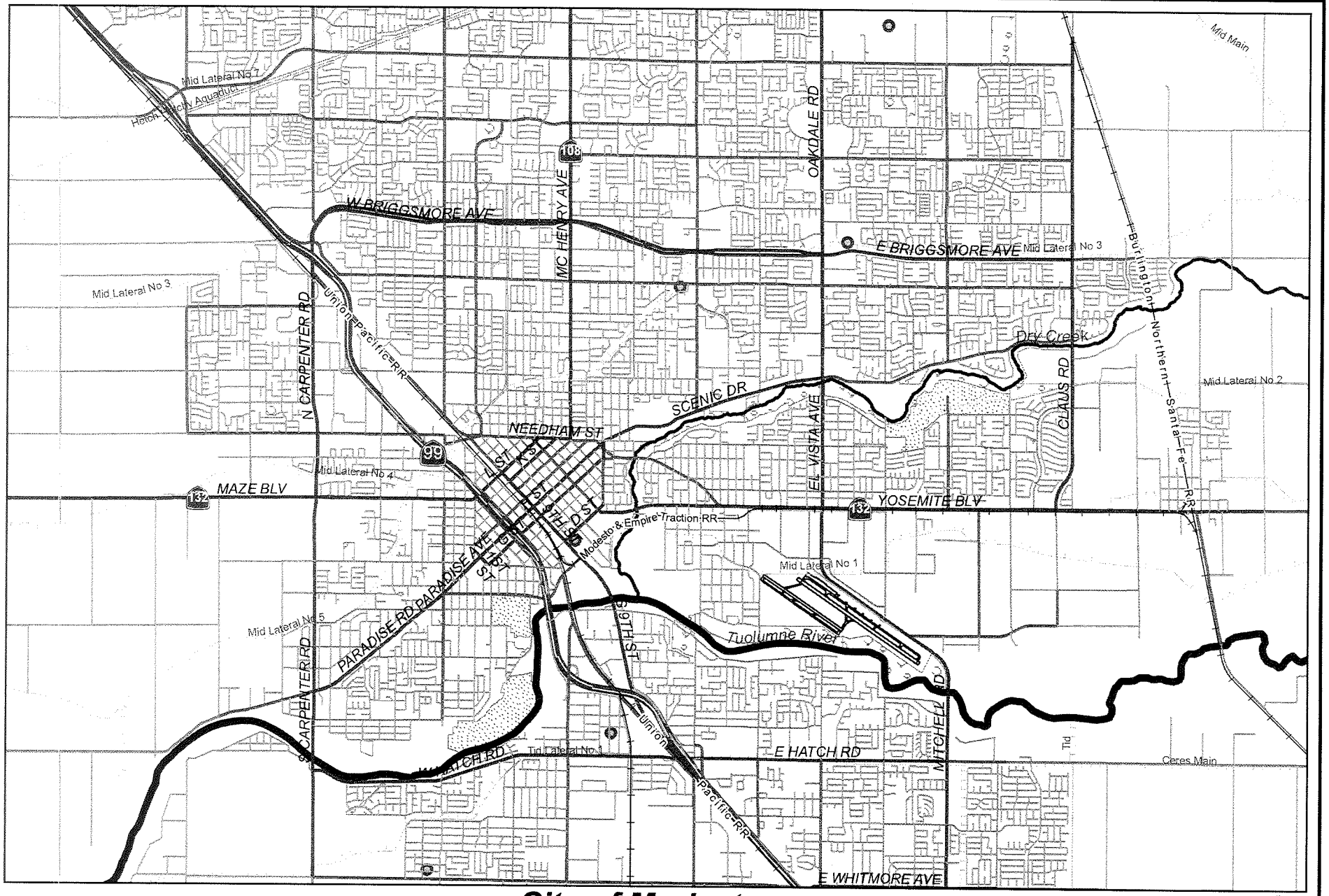

0 4,950 9,900
Feet

City of Modesto

Project #: 100350

PW - Water System Security Enchancement

MODESTO
CALIFORNIA

PW - Water System Security Enchancement

100350

Capital Unsponsored

Cost Center:	59999	*Category:*	Water	*Start Date:*	2009
Hosting Fund:	Water Fund - CIP Projects-4180	*Type Class:*	Maintenance	*End Date:*	2015
Element Listing:	Comm Svcs & Fac	*Area:*	System Wide	*Status:*	Active
Classification:	Improvements	*Manager:*	Savidge, David L	*Const. Code:*	Under Construction

Proj Desc: Water system security improvements were identified in the March 2003 Water System Vulnerability Assessment (VA) Plan, which was completed to comply with the Public Health Security and Bioterrorism Response Act of 2001.

Proj Stat: Fencing installations and security signage are being installed at tank & well sites. Tank 3, Well 313 and Well 307 have new 8' fencing. Several fence enclosures have been installed around chlorine equipment. Fence contract being reviewed.

Expenditures	Budget	Actual+Commit	Available	Prop. Inc./Dec. for 13-14	Budget+Prop. Inc./Dec.	Avail.+Prop. Inc./Dec.	14-15	15-16	16-17	17-18	Total Budgeted up to 2018
CCF City Construction Fo	200,000	28,315	171,685	0	200,000	171,685	100,000	100,000	100,000	100,000	600,000
PA Primary Approp	2,882	2,882	0	0	2,882	0	0	0	0	0	2,882
Expenditure Totals:	202,882	31,197	171,685	0	202,882	171,685	100,000	100,000	100,000	100,000	602,882

Fund Balance Required	Budget+Prop. Inc./Dec.	Available+Prop. Inc./Dec.
Water Fund - CIP Projects-4180	202,882	171,685

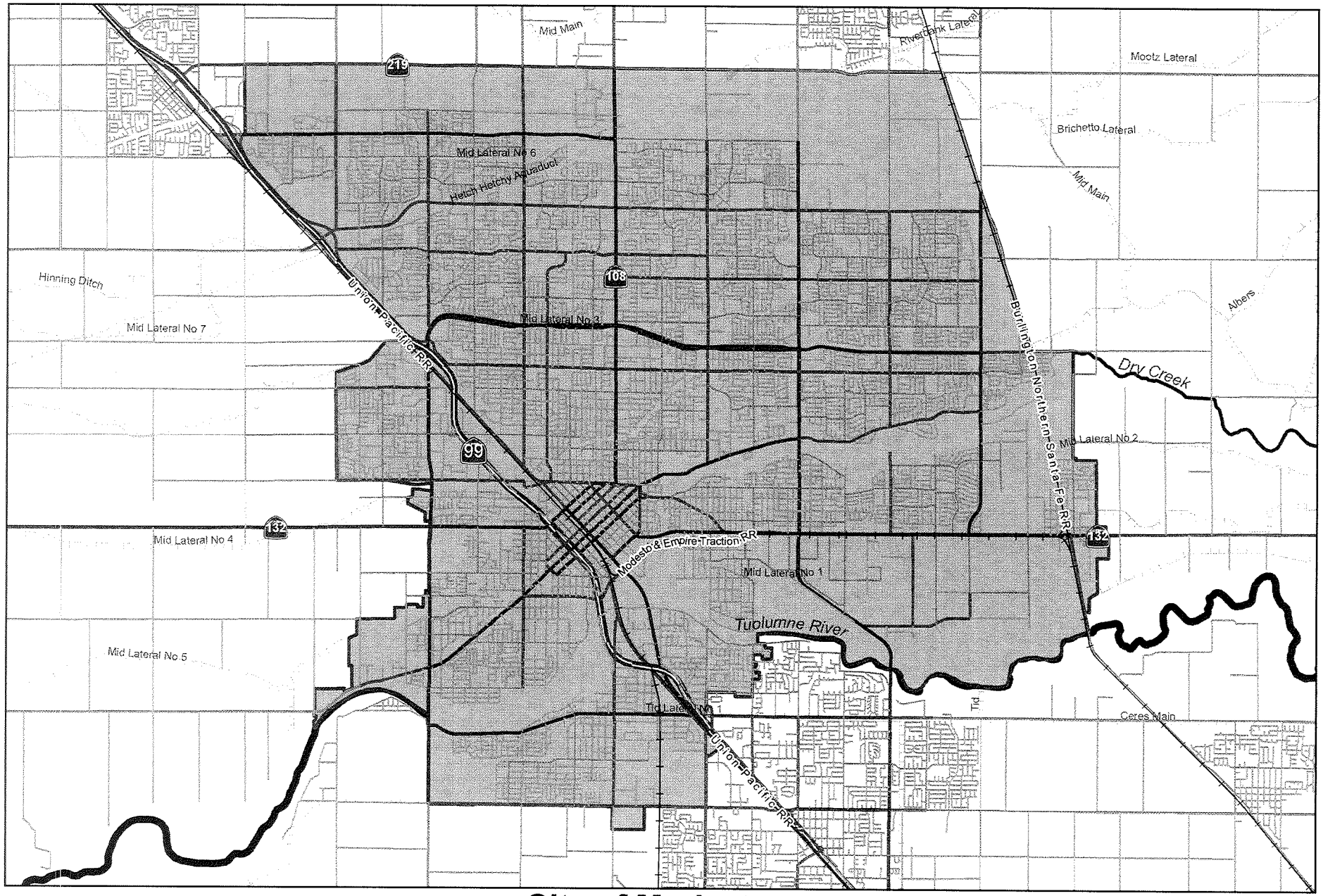

0 6,500 13,000
Feet

City of Modesto

Project #: 100357

PW - Modesto System Improvements

MODESTO
CALIFORNIA

PW - Modesto System Improvements

100357

Capital Unsponsored

Cost Center:	59999	*Category:*	Water	*Start Date:*	2004
Hosting Fund:	Water Fund - CIP Projects-4180	*Type Class:*	Water	*End Date:*	2020
Element Listing:	Comm Svcs & Fac	*Area:*	Within City	*Status:*	Active
Classification:	Improvements	*Manager:*	Savidge, David L	*Const. Code:*	Under Construction

Proj Desc: This project is to replace and upgrade deficient water mains and relocate water hydrants within the City of Modesto. This account is used to fund miscellaneous waterline replacement projects ir various areas of the City. These are smaller projects with quick turn-around which are not planned and may be necessary due to work being done by other City departments or outside agencies

Proj Stat: The next scheduled project is an easement abandonment on East Coolidge Avenue @ Queens, which replaces 14 services, 400 ft. of 8" main and 320 ft. of 12" main.

Expenditures	Budget	Actual+Commit	Available	Prop. Inc./Dec. for 13-14	Budget+Prop. Inc./Dec.	Avail.+Prop. Inc./Dec.	14-15	15-16	16-17	17-18	Total Budgeted up to 2018
CA Construction Admin	5,561	5,561	0	0	5,561	0	2,000	2,000	2,000	2,000	13,561
CCF City Construct Force	1,098,200	871,653	226,547	0	1,098,200	226,547	96,000	96,000	96,000	96,000	1,482,200
CON Construction	254,655	253,763	892	0	254,655	892	0	0	0	0	254,655
EDA Eng/Design/Admin	252,385	249,328	3,057	0	252,385	3,057	2,000	2,000	2,000	2,000	260,385
Expenditure Totals:	1,610,801	1,380,305	230,496	0	1,610,801	230,496	100,000	100,000	100,000	100,000	2,010,801

Fund Balance Required	Budget+Prop. Inc./Dec.	Available+Prop. Inc./Dec.
Water Fund - CIP Projects-4180	1,610,801	230,496

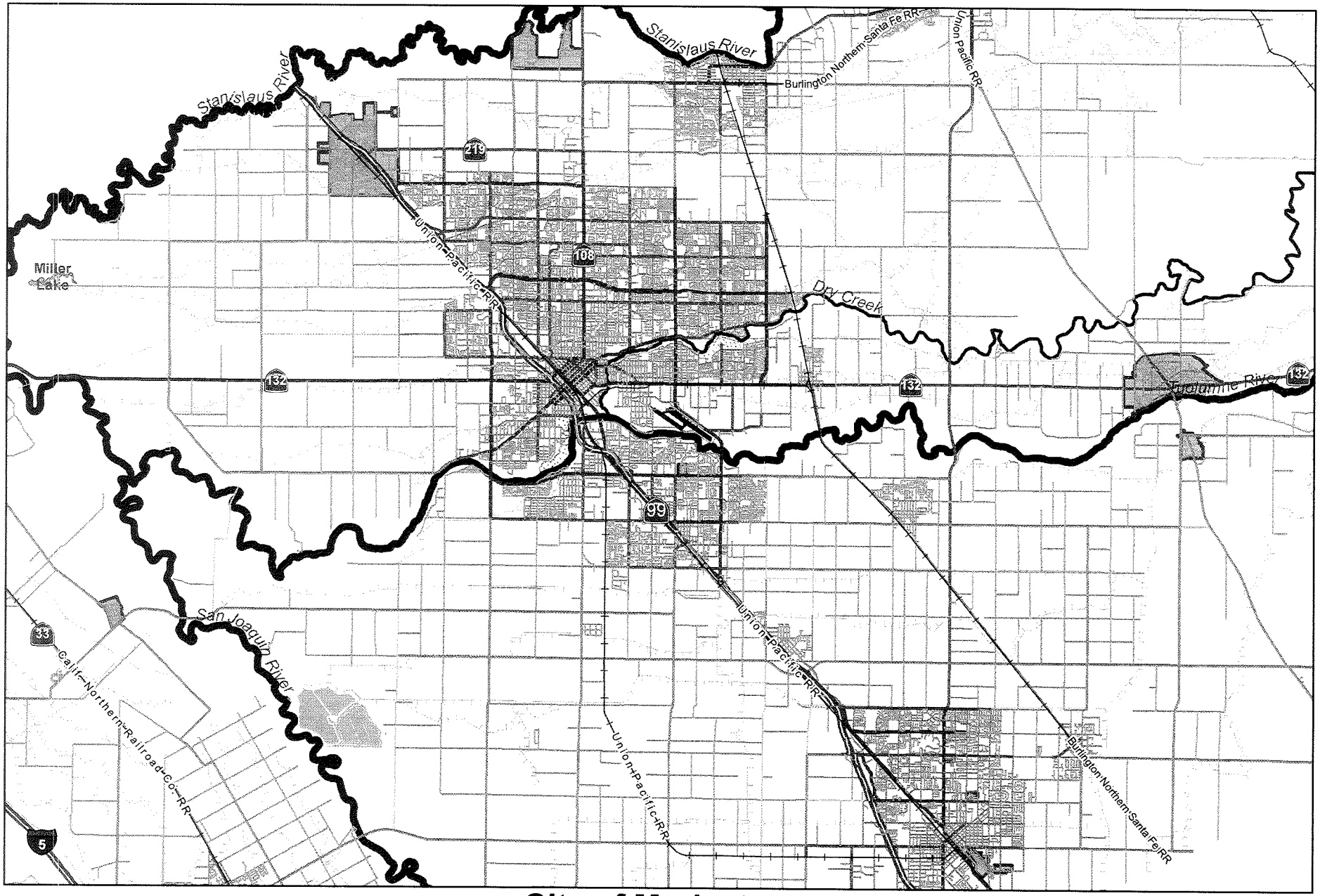

0 13,500 27,000
Feet

City of Modesto

Project #: 100358

PW - Outlying System Improvements

MODESTO
CALIFORNIA

PW - Outlying System Improvements

100358

Capital Unsponsored

Cost Center: 59999
Hosting Fund: Water Fund - CIP Projects-4180
Element Listing: Comm Svcs & Fac
Classification: Replacement

Category: Water
Type Class: Water
Area: System Wide
Manager: Savidge, David L

Start Date: 2004
End Date: 2020
Status: Active
Const. Code: Under Construction

Proj Desc: This project is to replace and upgrade deficient water mains in outlying areas of the City's water system. This account is used to fund miscellaneous waterline replacement projects in outlying areas of the City's water system. These are smaller projects with quick turn-around and may be necessary due to work being done by other City departments our outside agencies.

Proj Stat: Del Rio main installation was completed in June, 2011 and at this time there are no scheduled projects. The next area that will need mains upgraded is Waterford.

Expenditures	Budget	Actual+Commit	Available	Prop. Inc./Dec. for 13-14	Budget+Prop. Inc./Dec.	Avail.+Prop. Inc./Dec.	14-15	15-16	16-17	17-18	Total Budgeted up to 2018
CA Construction Admin	2,500	777	1,723	0	2,500	1,723	1,000	1,000	1,000	1,000	6,500
CCF City Construct Force	649,093	495,938	153,155	0	649,093	153,155	97,000	97,000	97,000	97,000	1,037,093
CON Construction	6,217	6,217	0	0	6,217	0	0	0	0	0	6,217
EDA Eng/Design/Admin	63,630	58,227	5,403	0	63,630	5,403	2,000	2,000	2,000	2,000	71,630
Expenditure Totals:	721,440	561,159	160,281	0	721,440	160,281	100,000	100,000	100,000	100,000	1,121,440

Fund Balance Required	Budget+Prop. Inc./Dec.	Available+Prop. Inc./Dec.
Water Fund - CIP Projects-4180	721,440	160,281

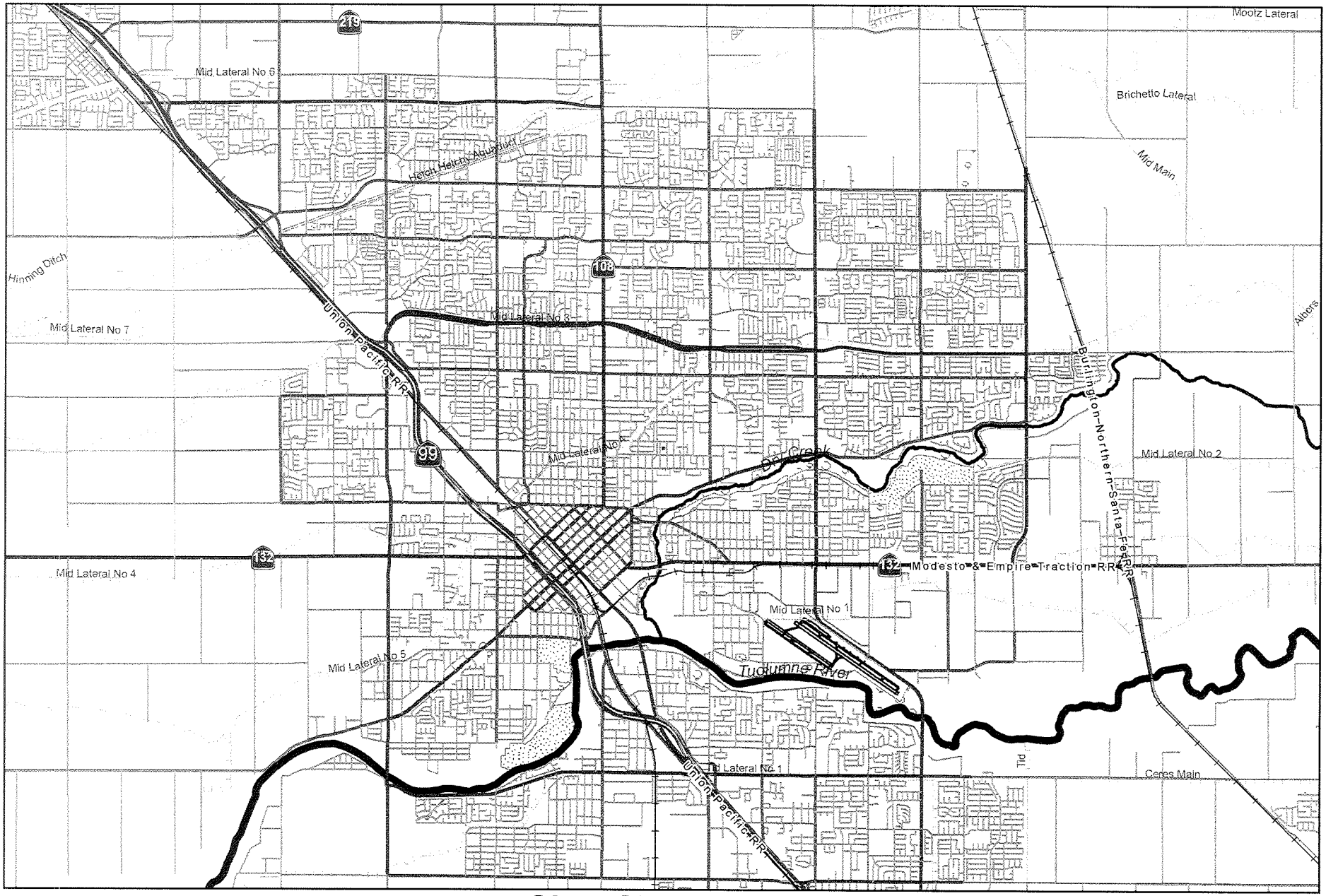

0 5,500 11,000
Feet

City of Modesto

Project #: 100359

PW - Replace Pumps - System Wide

MODESTO
CALIFORNIA

PW - Replace Pumps - System Wide

100359

Capital Unsponsored

Cost Center:	59999	*Category:*	Water	*Start Date:*	2009
Hosting Fund:	Water Fund - CIP Projects-4180	*Type Class:*	Water	*End Date:*	2017
Element Listing:	Comm Svcs & Fac	*Area:*	Within City	*Status:*	Active
Classification:	Replacement	*Manager:*	Savidge, David L	*Const. Code:*	Under Construction

Proj Desc: This project is to replace water pump equipment at wells and tanks that have reached the end of their life cycle. These projects are usually emergency situations to keep wells operating efficiently. Staff estimates an average of 6-8 pump replacements due to failure at an annual cost of $20-$30,000 per pump.

Proj Stat: Pump efficiency testing is being done to identify pumps that need to be replaced. Pumps for Well #225, #287, #269, #212 and #40 have been replaced this year.

Expenditures	Budget	Actual+Commit	Available	Prop. Inc./Dec. for 13-14	Budget+Prop. Inc./Dec.	Avail.+Prop. Inc./Dec.	14-15	15-16	16-17	17-18	Total Budgeted up to 2018
CCF City Construct Force	802,898	543,346	259,552	100,000	902,898	359,552	200,000	200,000	200,000	200,000	1,702,898
EA Equip Acquisition	8,316	8,316	0	0	8,316	0	0	0	0	0	8,316
Expenditure Totals:	811,214	551,662	259,552	100,000	911,214	359,552	200,000	200,000	200,000	200,000	1,711,214

Fund Balance Required	Budget+Prop. Inc./Dec.	Available+Prop. Inc./Dec.
Water Fund - CIP Projects-4180	911,214	359,552

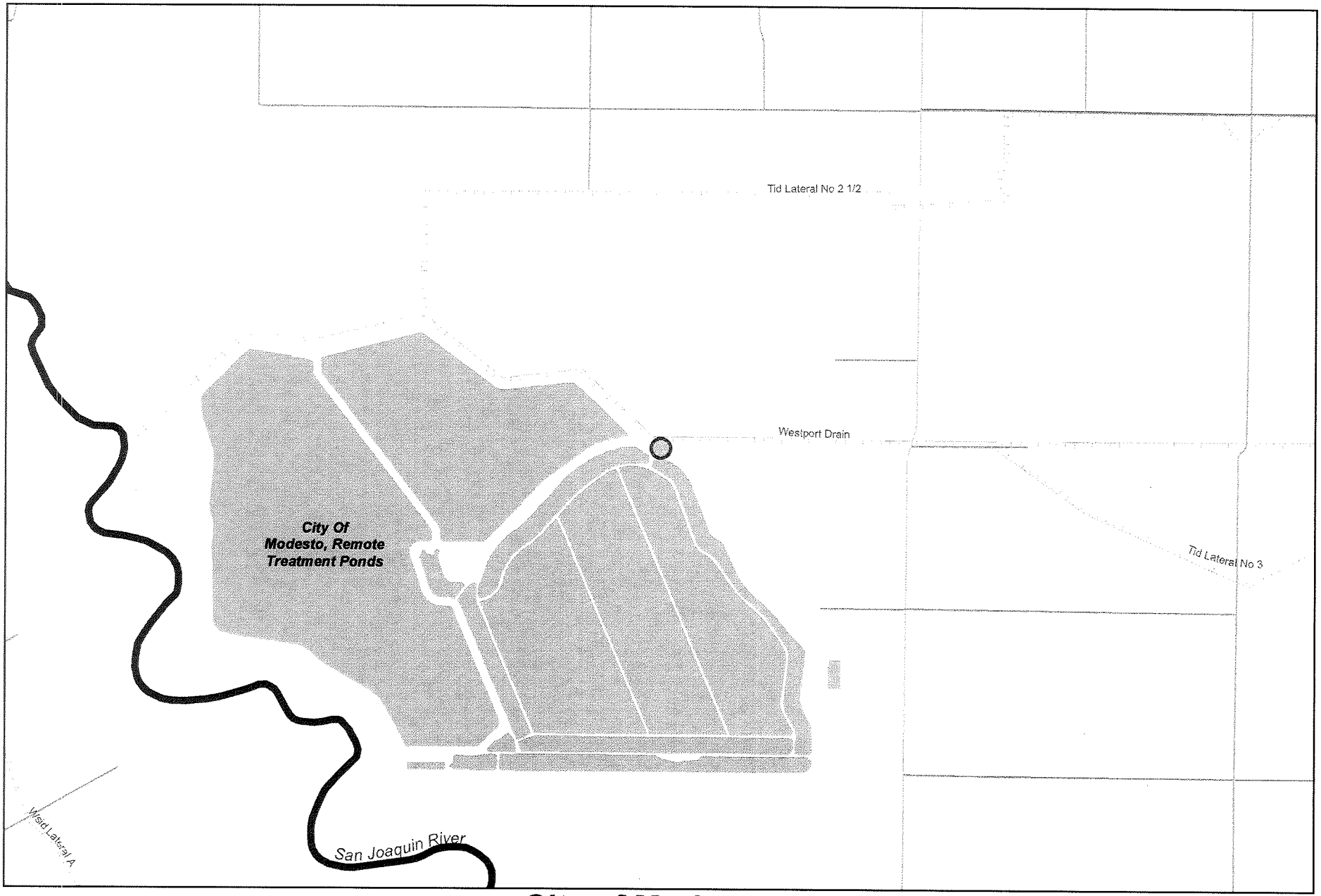

0 1,900 3,800
Feet

City of Modesto

Project #: 100388

UPP - Jennings Water Supply

N

MODESTO
CALIFORNIA

UPP - Jennings Water Supply

100388

Capital Unsponsored

Cost Center:	59999	*Category:*	Water	*Start Date:*	2009
Hosting Fund:	Sewer Operations Fund-4210	*Type Class:*	Water	*End Date:*	2013
Element Listing:	Public Safety	*Area:*	Within City	*Status:*	Active
Classification:	Improvements	*Manager:*	Christensen, Robert Francis	*Const. Code:*	Under Construction

Proj Desc: This project is to provide a well for potable water for the employees use at the Jennings Facility. The Jennings site received a Citation and Notification of Penalty on 7/16/06.

Proj Stat: Project is currently under construction, and is nearly complete. A well permit will need to be obtained from the California Department of Public Health.

Expenditures	Budget	Actual+Commit	Available	Prop. Inc./Dec. for 13-14	Budget+Prop. Inc./Dec.	Avail.+Prop. Inc./Dec.	14-15	15-16	16-17	17-18	Total Budgeted up to 2018
CA Construction Admin	64,653	50,631	14,022	2,000	66,653	16,022	0	0	0	0	66,653
CON Construction	358,055	322,120	35,935	-45,000	313,055	-9,065	0	0	0	0	313,055
CTGY Contingency	32,211	8,515	23,696	0	32,211	23,696	0	0	0	0	32,211
EDA Eng/Design/Admin	322,636	293,355	29,281	43,000	365,636	72,281	0	0	0	0	365,636
Expenditure Totals:	777,555	674,622	102,933	0	777,555	102,933	0	0	0	0	777,555

Fund Balance Required	Budget+Prop. Inc./Dec.	Available+Prop. Inc./Dec.
Sewer Operations Fund-4210	777,555	102,933

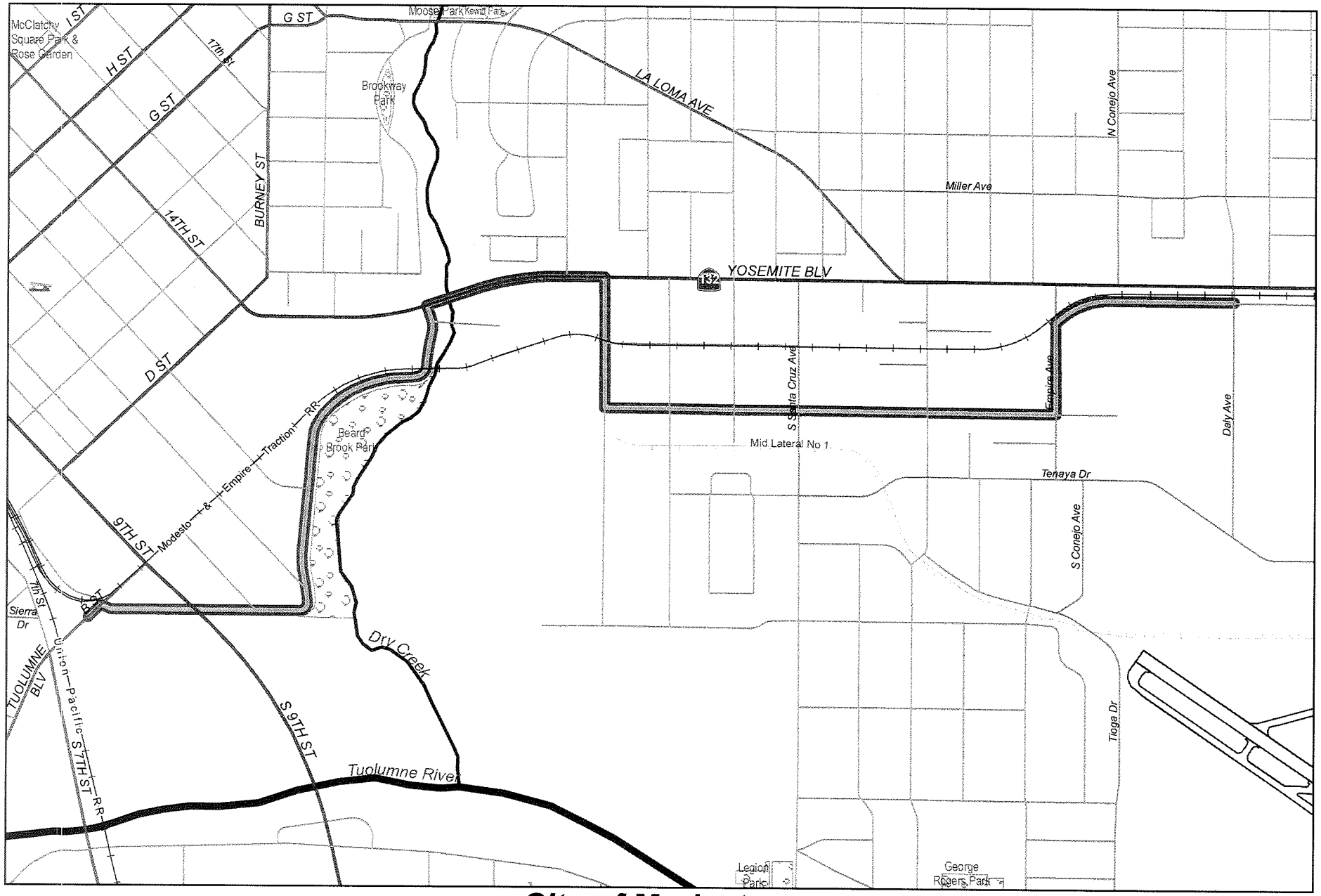

0 900 1,800
Feet

City of Modesto

Project #: 100467

UPP - Downstream Improvements Industrial Tank

MODESTO
CALIFORNIA

UPP - Downstream Improvements Industrial Tank

100467

Capital Unsponsored

Cost Center:	49999	*Category:*	Water	*Start Date:*	2007
Hosting Fund:	Water Fund - CIP Projects-4180	*Type Class:*	Water	*End Date:*	2019
Element Listing:	Comm Svcs & Fac	*Area:*	System Wide	*Status:*	Active
Classification:	Improvements	*Manager:*	Christensen, Robert Francis	*Const. Code:*	Not Awarded

Proj Desc: This project will provide funding for the design, bid and construction of approximately 14,000 linear feet of 16-inch transmission main from the intersection of 7th/B St; in S. Morton, Yosemite Blvd, S. Santa Rosa, Mono Dr., Empire Ave and Lapham Dr to the intersection of Lapham and Spenker. Construction funding for the Industrial Tank and Pump Station is in Project Account 100475. Design and construction for portion of Industrial Tank Mains installed in Codoni Road is in Project Account 100672.

Proj Stat: Design is at 95% complete. Funding for construction is anticipated in FY 18/19.

Expenditures	Budget	Actual+Commit	Available	Prop. Inc./Dec. for 13-14	Budget+Prop. Inc./Dec.	Avail.+Prop. Inc./Dec.	14-15	15-16	16-17	17-18	Total Budgeted up to 2018
EDA Eng/Design/Admin	603,948	594,493	9,455	0	603,948	9,455	0	0	0	0	603,948
LA Land Acquistion	1,632,779	1,632,779	0	0	1,632,779	0	0	0	0	0	1,632,779
Expenditure Totals:	2,236,727	2,227,273	9,454	0	2,236,727	9,454	0	0	0	0	2,236,727

Fund Balance Required	Budget+Prop. Inc./Dec.	Available+Prop. Inc./Dec.
Water Fund - CIP Projects-4180	2,236,727	9,454

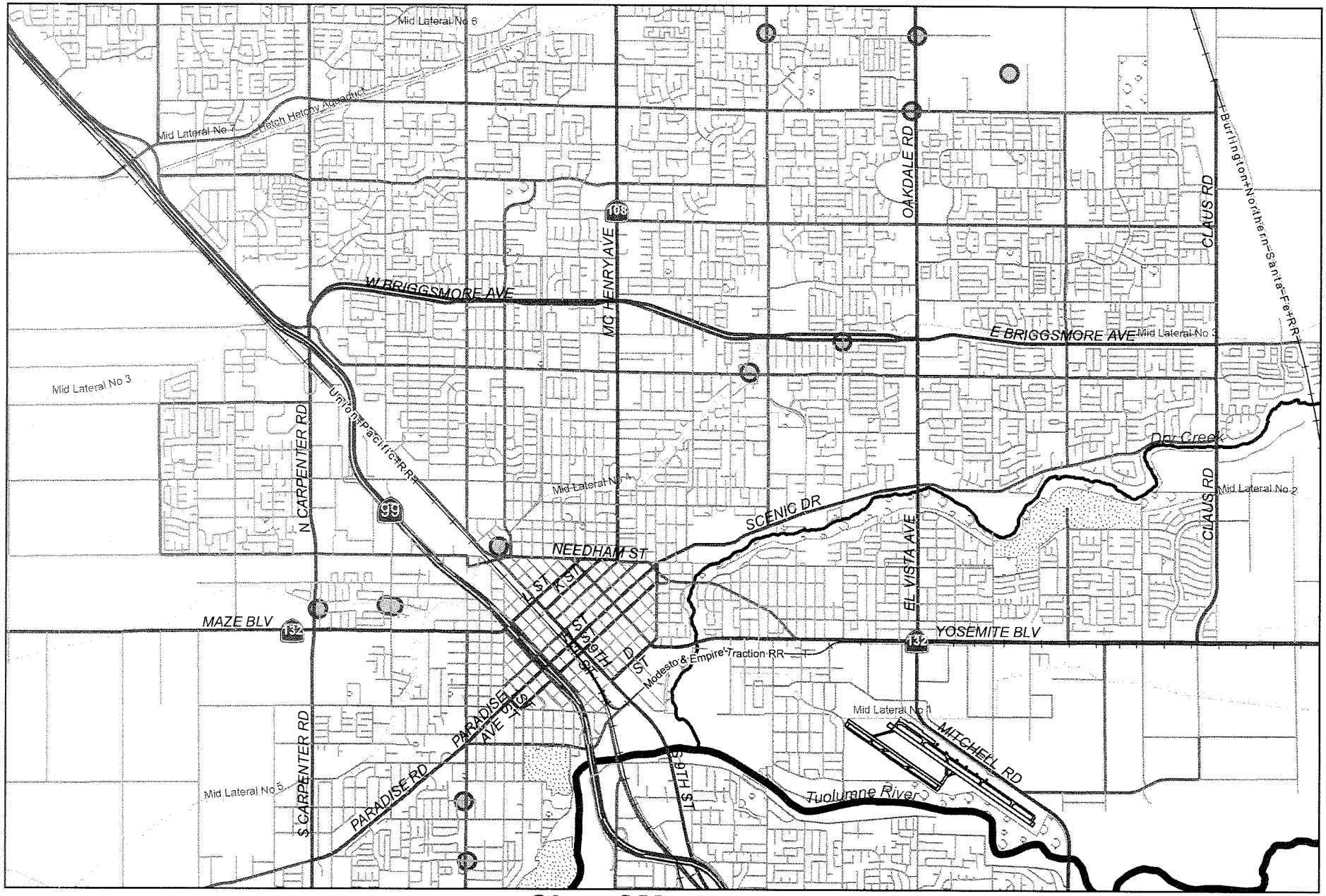

0 4,200 8,400
Feet

City of Modesto

Project #: 100468

UPP - Downstream Improvement Tier 2 PRVS

MODESTO
CALIFORNIA

UPP - Downstream Improvement Tier 2 PRVS

100468

Capital Unsponsored

Cost Center:	49999	*Category:*	Water	*Start Date:*	2008
Hosting Fund:	Water Fund - CIP Projects-4180	*Type Class:*	Water	*End Date:*	2015
Element Listing:	Comm Svcs & Fac	*Area:*	System Wide	*Status:*	Active
Classification:	Improvements	*Manager:*	Christensen, Robert Francis	*Const. Code:*	Not Awarded

Proj Desc: This project will provide funding to install the Tier 2 (Priority 3 & 4) Pressure Reducing Valves (PRVs) as identified in the Downstream Improvements Preliminary Design Report. New computer controlled PRVs will be installed that are strategically located along the City's surface Water Transmission Mains to push treated surface water to portions of the City that have inadequate pressure.

Proj Stat: Design is at 100%. Construction is anticipated to begin in FY13/14.

Expenditures	Budget	Actual+Commit	Available	Prop. Inc./Dec. for 13-14	Budget+Prop. Inc./Dec.	Avail.+Prop. Inc./Dec.	14-15	15-16	16-17	17-18	Total Budgeted up to 2018
CA Construction Admin	340,000	768	339,232	-119,232	220,768	220,000	200,000	0	0	0	420,768
CCF City Construction Fo	30,000	6,730	23,270	0	30,000	23,270	18,000	0	0	0	48,000
CON Construction	3,370,000	0	3,370,000	-1,170,000	2,200,000	2,200,000	2,000,000	0	0	0	4,200,000
CTGY Contingency - CIP	340,000	0	340,000	-120,000	220,000	220,000	200,000	0	0	0	420,000
EDA Eng/Design/Admin	685,000	605,686	79,314	0	685,000	79,314	0	0	0	0	685,000
LA Land Acquistion	100,000	77,863	22,137	-12,000	88,000	10,137	0	0	0	0	88,000
Expenditure Totals:	4,865,000	691,047	4,173,953	-1,421,232	3,443,768	2,752,721	2,418,000	0	0	0	5,861,768

Fund Balance Required	Budget+Prop. Inc./Dec.	Available+Prop. Inc./Dec.
Water Fund - CIP Projects-4180	3,443,768	2,752,721

0 550 1,100
Feet

City of Modesto

Project #: 100472

UPP - Hickman Water Tank & Well

MODESTO
CALIFORNIA

UPP - Hickman Water Tank & Well

100472

Capital Unsponsored

Cost Center:	49999	*Category:*	Water	*Start Date:*	2009
Hosting Fund:	Water Fund - CIP Projects-4180	*Type Class:*	Water	*End Date:*	2017
Element Listing:	Comm Svcs & Fac	*Area:*	System Wide	*Status:*	Active
Classification:	Improvements	*Manager:*	Christensen, Robert Francis	*Const. Code:*	Not Awarded

Proj Desc: This project will provide funding to build a 0.40 million gallon water storage tank in the Hickman water service area. In addition to the tank, plans include a 1.1 million gallon per day booster pump station, a 600 gpm well and emergency generator.

Proj Stat: A site has been purchased, and a test well was drilled to verify sufficient groundwater is available. Funding for design and construction is anticipated to become available in FY 14/15 and FY 15/16 respectively.

Expenditures	Budget	Actual+Commit	Available	Prop. Inc./Dec. for 13-14	Budget+Prop. Inc./Dec.	Avail.+Prop. Inc./Dec.	14-15	15-16	16-17	17-18	Total Budgeted up to 2018
CA Construction Admin	20,323	17,022	3,301	-2,301	18,022	1,000	0	300,000	0	0	318,022
CCF City Construction Fo	0	0	0	0	0	0	0	20,000	0	0	20,000
CON Construction	150,196	146,365	3,831	-3,831	146,365	0	0	3,000,000	0	0	3,146,365
CTGY Contingency	0	0	0	0	0	0	0	300,000	0	0	300,000
EDA Eng/Design/Admin	129,259	74,347	54,912	-51,912	77,347	3,000	490,000	0	0	0	567,347
LA Land Acquistion	124,269	124,269	0	0	124,269	0	0	0	0	0	124,269
Expenditure Totals:	424,047	362,004	62,043	-58,044	366,003	3,999	490,000	3,620,000	0	0	4,476,003

Fund Balance Required	Budget+Prop. Inc./Dec.	Available+Prop. Inc./Dec.
Water Fund - CIP Projects-4180	366,003	3,999

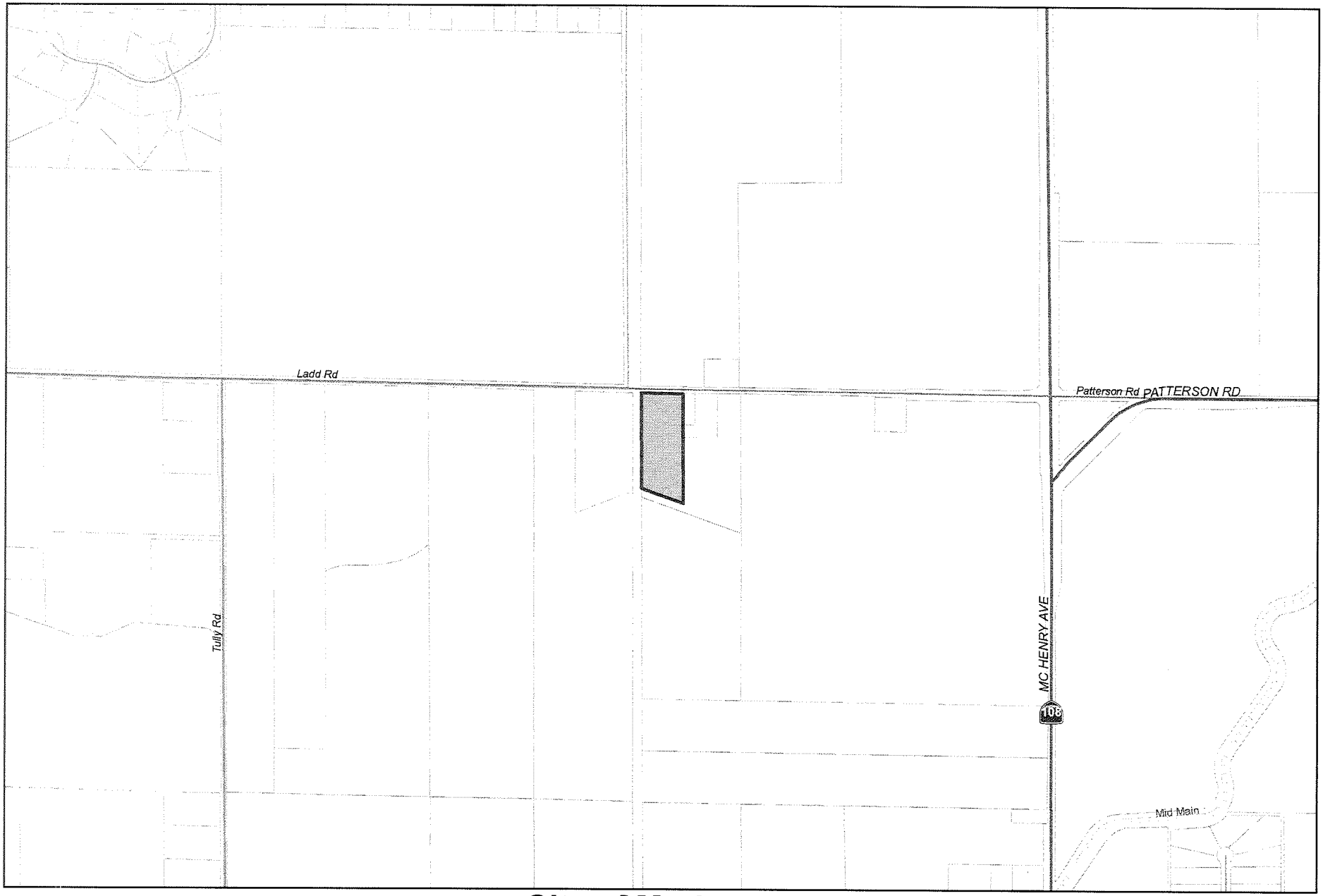

0 750 1,500
Feet

City of Modesto

Project #: 100473

UPP - Del Rio Water Tank

N

MODESTO
CALIFORNIA

UPP - Del Rio Water Tank

100473

Capital Unsponsored

Cost Center:	49999	*Category:*	Water	*Start Date:*	2008
Hosting Fund:	Water Fund - CIP Projects-4180	*Type Class:*	Water	*End Date:*	2014
Element Listing:	Comm Svcs & Fac	*Area:*	System Wide	*Status:*	Active
Classification:	Improvements	*Manager:*	Christensen, Robert Francis	*Const. Code:*	Not Awarded

Proj Desc: This project will provide funding to build a 0.25 million gallon water storage tank in the Del Rio water service area. In addition to the tank, plans include a 1 million gallon per day booster pump station, well pump and emergency generator.

It is intended to complete this project as quickly as possible due to the terms of the City's settlement agreement with the Del Rio Community Association.

Proj Stat: Property has been acquired, and a 35% Preliminary Design Report is complete. Construction is delayed due to pending litigation. Additional EDA budget is requested to fund legal costs.

Expenditures	Budget	Actual+Commit	Available	Prop. Inc./Dec. for 13-14	Budget+Prop. Inc./Dec.	Avail.+Prop. Inc./Dec.	14-15	15-16	16-17	17-18	Total Budgeted up to 2018
CA Construction Admin	250,000	0	250,000	-250,000	0	0	533,000	0	0	0	533,000
CCF City Construct Forces	0	0	0	0	0	0	40,000	0	0	0	40,000
CON Construction	2,500,000	0	2,500,000	-2,500,000	0	0	4,450,000	0	0	0	4,450,000
CTGY Contingency - CIP	115,000	0	115,000	-115,000	0	0	445,000	0	0	0	445,000
EDA Eng/Design/Admin	696,937	259,602	437,335	250,000	946,937	687,335	0	0	0	0	946,937
LA Land Acquistion	311,115	311,115	0	0	311,115	0	0	0	0	0	311,115
Expenditure Totals:	3,873,052	570,718	3,302,334	-2,615,000	1,258,052	687,334	5,468,000	0	0	0	6,726,052

Fund Balance Required	Budget+Prop. Inc./Dec.	Available+Prop. Inc./Dec.
Water Fund - CIP Projects-4180	1,258,052	687,334

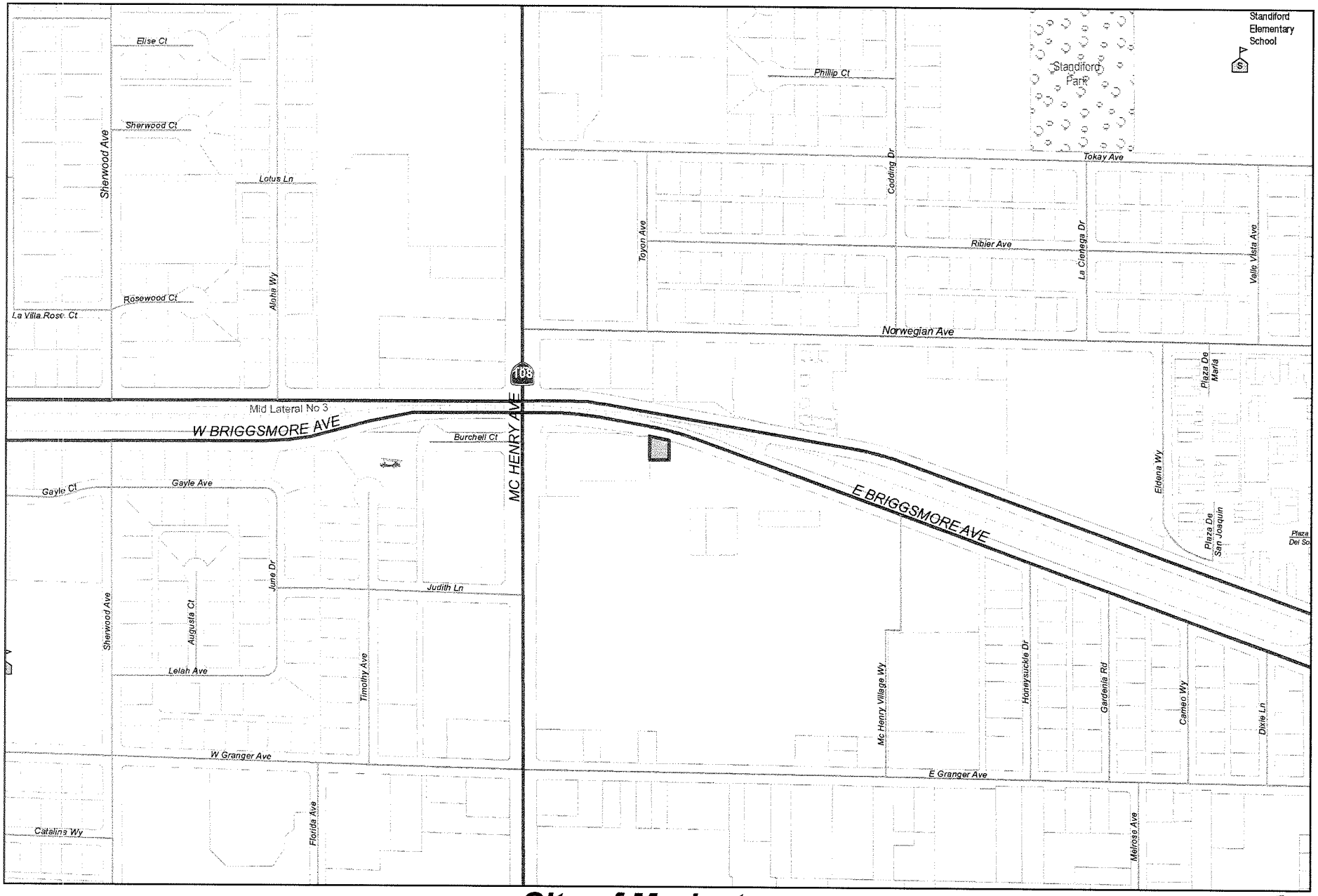

0 387.5 775
Feet

City of Modesto

Project #: 100474

UPP - Well Remediation at Well 21

MODESTO
CALIFORNIA

UPP - Well Remediation at Well 21

100474

Capital Unsponsored

Cost Center:	49999	*Category:*	Water	*Start Date:*	2010
Hosting Fund:	Water Fund - CIP Projects-4180	*Type Class:*	Water	*End Date:*	2013
Element Listing:	Comm Svcs & Fac	*Area:*	Within City	*Status:*	Active
Classification:	Maintenance	*Manager:*	Christensen, Robert Francis	*Const. Code:*	Not Awarded

Proj Desc: This project will provide funding to eliminate the underground water layer contributing to uranium contamination. Well 21 located at McHenry Village has been off-line due to PCE contamination. During the down-time for repair and PCE filter installation, naturally occurring uranium concentrated in the wellsite. Pumping to waste could not dilute the contamination below the State minimum contamination level. A State of California certified hydrogeologist will assist the City in recommending and implementing a solution to effectively remediate the uranium contamination in the well.

Proj Stat: The underground water layer contributing to uranium contamination has been identified. A report summarizing potential options for remediation strategies will be completed in 2013.

Expenditures	Budget	Actual+Commit	Available	Prop. Inc./Dec. for 13-14	Budget+Prop. Inc./Dec.	Avail.+Prop. Inc./Dec.	14-15	15-16	16-17	17-18	Total Budgeted up to 2018
CA Construction Admin	7,500	169	7,331	0	7,500	7,331	0	0	0	0	7,500
CCF City Construct Force	10,000	0	10,000	0	10,000	10,000	0	0	0	0	10,000
CON Construction	75,000	16,064	58,936	0	75,000	58,936	0	0	0	0	75,000
CTGY Contingency - CIP	7,500	0	7,500	0	7,500	7,500	0	0	0	0	7,500
EDA Eng/Design/Admin	175,026	172,946	2,080	50,000	225,026	52,080	0	0	0	0	225,026
Expenditure Totals:	275,026	189,179	85,847	50,000	325,026	135,847	0	0	0	0	325,026

Fund Balance Required	Budget+Prop. Inc./Dec.	Available+Prop. Inc./Dec.
Water Fund - CIP Projects-4180	325,026	135,847

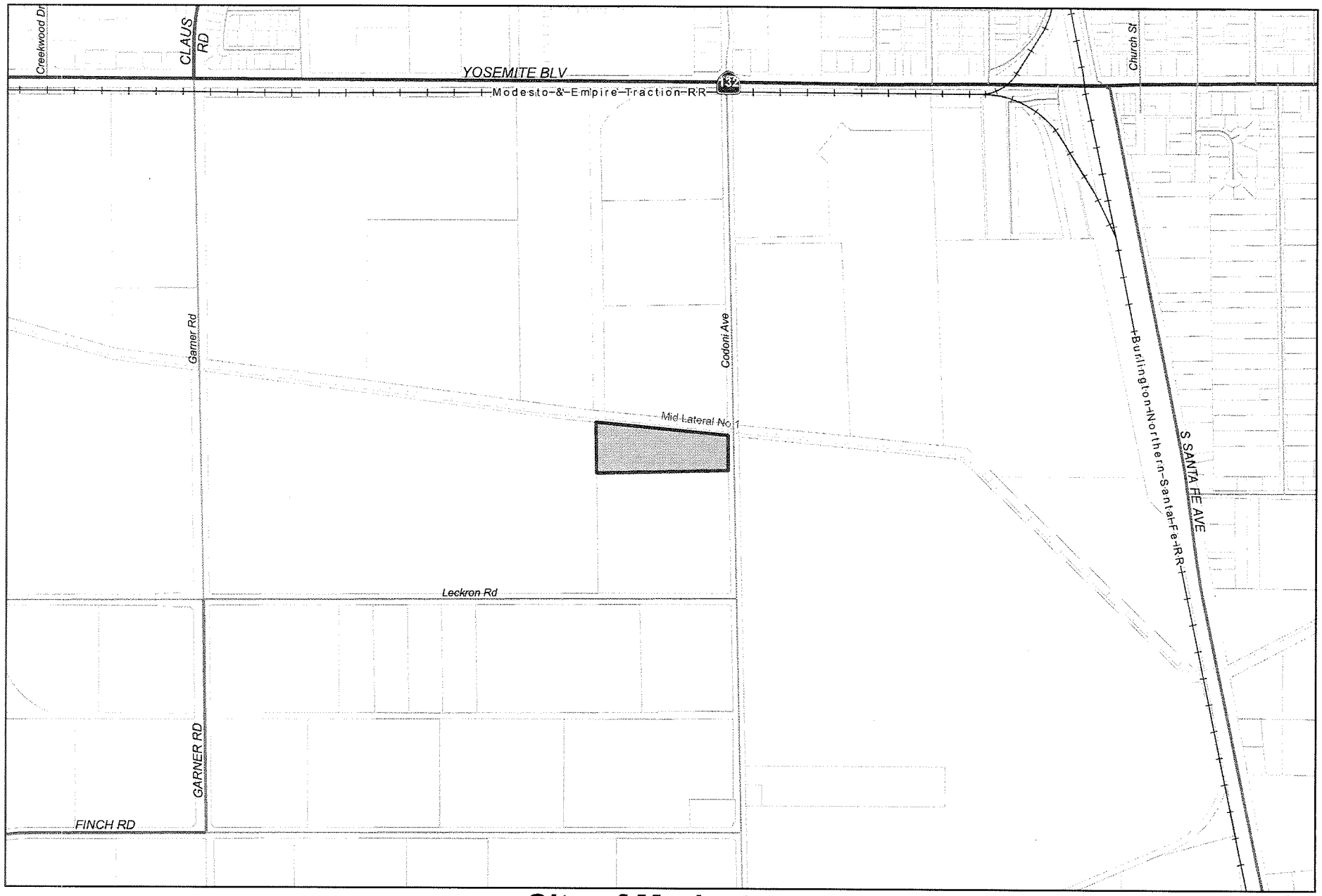

0 750 1,500
Feet

City of Modesto

Project #: 100475

UPP - Industrial Tank 13/Pump Station

MODESTO
CALIFORNIA

UPP - Industrial Tank 13/Pump Station

100475

Capital Unsponsored

Cost Center:	49999	*Category:*	Water	*Start Date:*	2009
Hosting Fund:	Water Fund - CIP Projects-4180	*Type Class:*	Water	*End Date:*	2020
Element Listing:	Comm Svcs & Fac	*Area:*	System Wide	*Status:*	Active
Classification:	Improvements	*Manager:*	Christensen, Robert Francis	*Const. Code:*	Not Awarded

Proj Desc: This project includes the design of the City of Modesto's 4.0 million gallon Tank 13 in the industrial area of south Modesto. The project also includes the design of a 12 million gallon per day booster pump station.

Proj Stat: 35% Preliminary Design Report has been completed. Final design to be completed in 2013. Construction funding anticipated to become available in FY 18/19.

Expenditures	Budget	Actual+Commit	Available	Prop. Inc./Dec. for 13-14	Budget+Prop. Inc./Dec.	Avail.+Prop. Inc./Dec.	14-15	15-16	16-17	17-18	Total Budgeted up to 2018
EDA Eng/Design/Admin	634,306	606,458	27,848	0	634,306	27,848	0	0	0	0	634,306
Expenditure Totals:	634,306	606,458	27,848	0	634,306	27,848	0	0	0	0	634,306

Fund Balance Required	Budget+Prop. Inc./Dec.	Available+Prop. Inc./Dec.
Water Fund - CIP Projects-4180	634,306	27,848

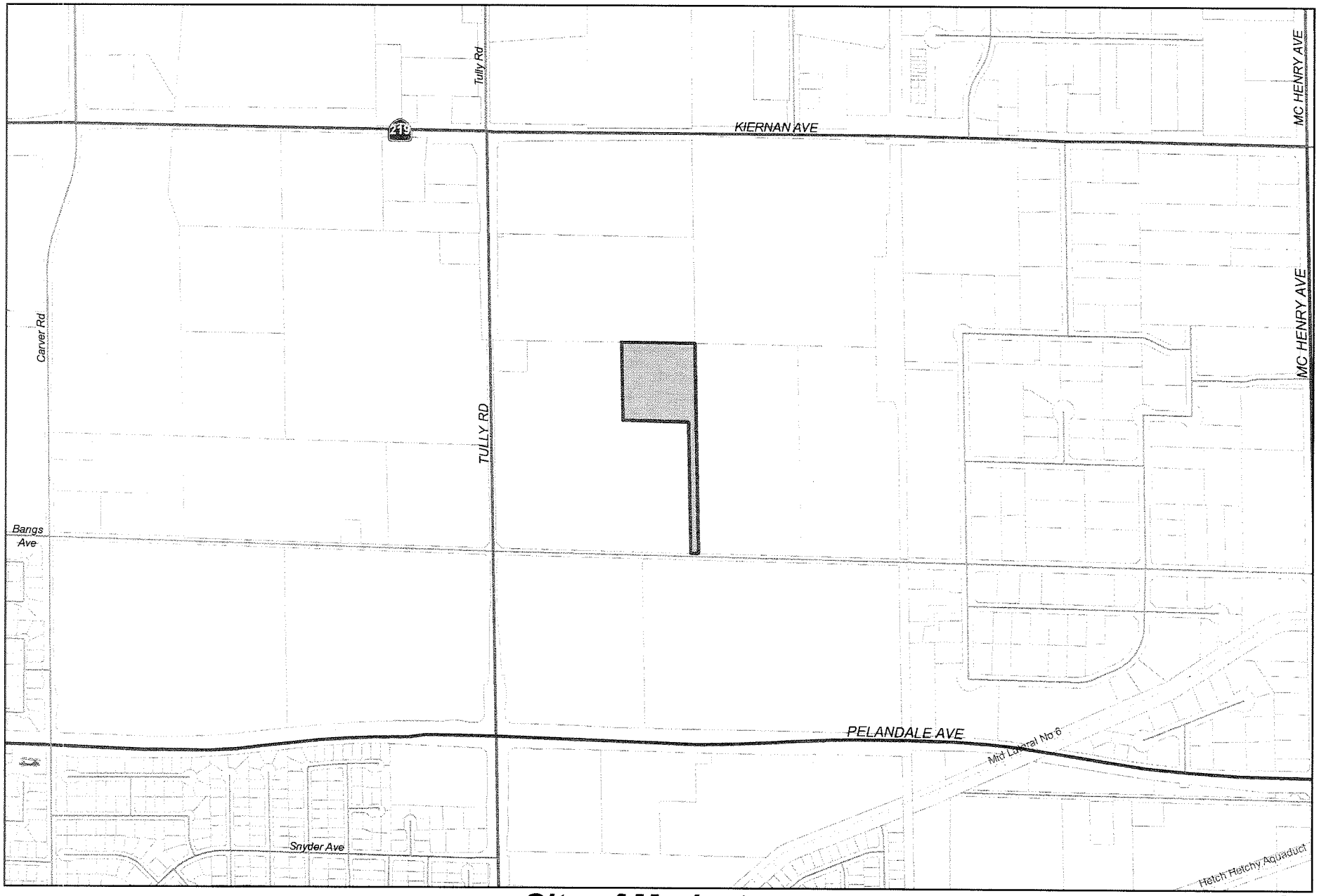

0 750 1,500
Feet

City of Modesto

Project #: 100481

UPP - Downstream Improve Tier 1 - No Tank

N

MODESTO
CALIFORNIA

UPP - Downstream Improve Tier 1 - No Tank

100481

Capital Unsponsored

Cost Center:	49999	*Category:*	Water	*Start Date:*	2005
Hosting Fund:	Water Fund - CIP Projects-4180	*Type Class:*	Water	*End Date:*	2019
Element Listing:	Comm Svcs & Fac	*Area:*	System Wide	*Status:*	Active
Classification:	Improvements	*Manager:*	Christensen, Robert Francis	*Const. Code:*	Not Awarded

Proj Desc: This project will provide funding to install the water distribution system improvements needed to accommodate the increased production capacity of the Modesto Regional Water Treatment Plan Phase II Expansion. The Tier 1 phase of the project includes a new 6.0 MG storage tank in North Modesto with booster pump station. These new facilities will enable the City's water system to better meet peak demands, maintain sufficient service pressures, improve water quality, and offsets wells out of service.

Proj Stat: Tank design is at 100%. Construction funding anticipated to become available in FY 16/17.

Expenditures	Budget	Actual+Commit	Available	Prop. Inc./Dec. for 13-14	Budget+Prop. Inc./Dec.	Avail.+Prop. Inc./Dec.	14-15	15-16	16-17	17-18	Total Budgeted up to 2018
CA Construction Admin	0	0	0	0	0	0	0	0	1,050,000	0	1,050,000
CCF City Construct Forces	0	0	0	0	0	0	0	0	30,000	0	30,000
CON Construction	0	0	0	0	0	0	0	0	10,500,000	0	10,500,000
CTGY Contingency	0	0	0	0	0	0	0	0	840,000	0	840,000
EDA Eng/Design/Admin	642,959	634,266	8,693	-3,693	639,266	5,000	0	120,000	0	0	759,266
LA Land Acquistion	1,338,441	1,316,620	21,821	-16,821	1,321,620	5,000	0	0	0	0	1,321,620
Expenditure Totals:	1,981,400	1,950,886	30,514	-20,514	1,960,886	10,000	0	120,000	12,420,000	0	14,500,886

Fund Balance Required	Budget+Prop. Inc./Dec.	Available+Prop. Inc./Dec.
Water Fund - CIP Projects-4180	1,960,886	10,000

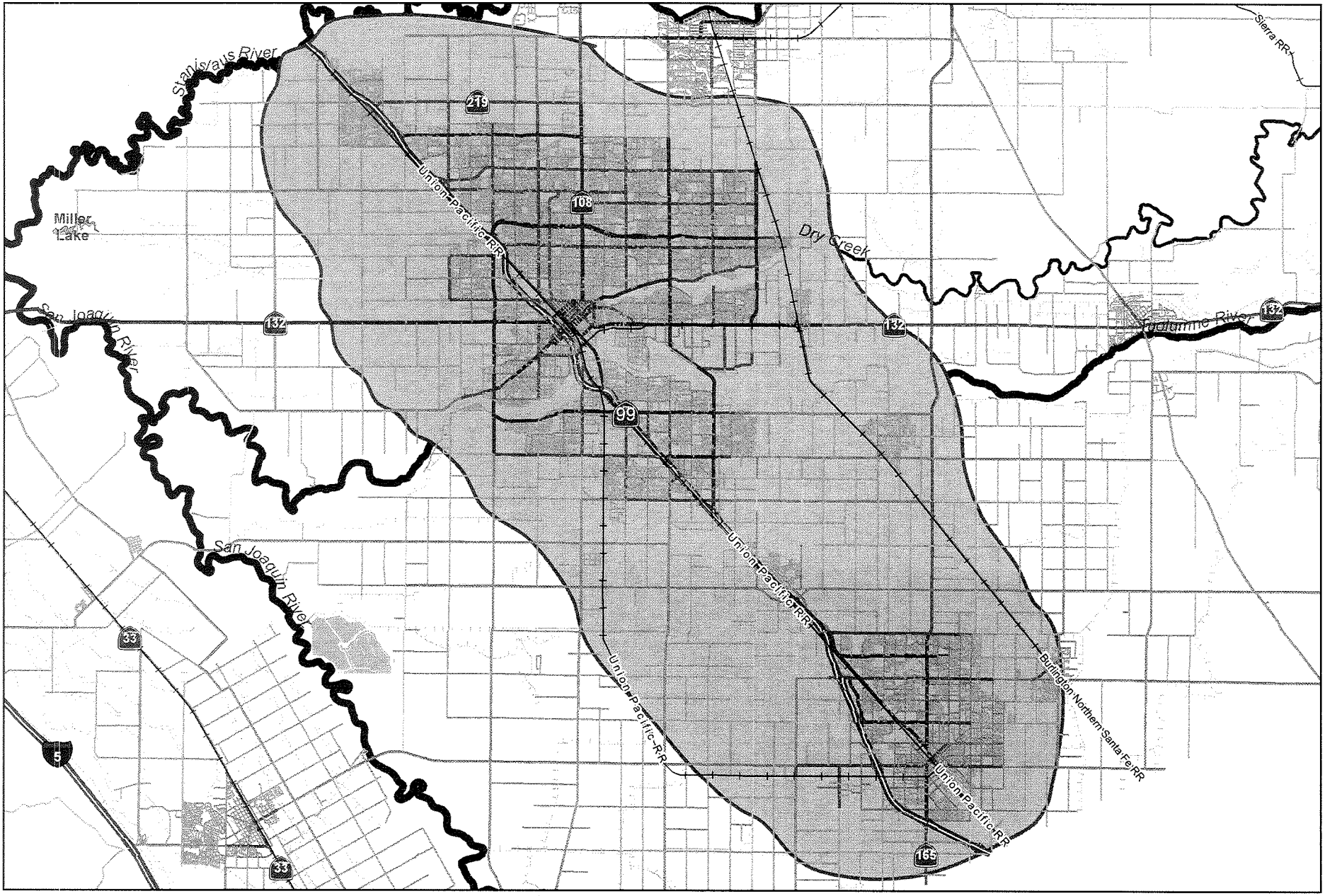

0 14,000 28,000
Feet

City of Modesto

Project #: 100485

UPP - TID Surface Water Supply Project

MODESTO
CALIFORNIA

UPP - TID Surface Water Supply Project

100485

Capital Unsponsored

Cost Center:	49999	*Category:*	Water	*Start Date:*	2013
Hosting Fund:	Water Fund - CIP Projects-4180	*Type Class:*	Water	*End Date:*	2014
Element Listing:	Comm Svcs & Fac	*Area:*	System Wide	*Status:*	Active
Classification:	Improvements	*Manager:*	Bond, Jack R	*Const. Code:*	Not Awarded

Proj Desc: This program will provide funds for the City's proportional share of work, in conjunction with other local agencies, that the Stanislaus Regional Water Authority (SRWA) is currently developing for a Regional Surface Water Supply Project (RSWSP). It is important that the City continue looking at the possibilities and potential benefits of participating in such a project, which could potentially provide surface water to South Modesto, therefore, this fund is intended to maintain the City's participation in the development process of this project up through construction of the project.

Proj Stat: Project's future based on actions of the Stanislaus Regional Water Authority.

Expenditures	Budget	Actual+Commit	Available	Prop. Inc./Dec. for 13-14	Budget+Prop. Inc./Dec.	Avail.+Prop. Inc./Dec.	14-15	15-16	16-17	17-18	Total Budgeted up to 2018
EDA Eng/Design/Admin	2,935,613	2,722,569	213,044	200,000	3,135,613	413,044	0	0	0	0	3,135,613
Expenditure Totals:	2,935,613	2,722,569	213,044	200,000	3,135,613	413,044	0	0	0	0	3,135,613

Fund Balance Required	Budget+Prop. Inc./Dec.	Available+Prop. Inc./Dec.
Water Fund - CIP Projects-4180	3,135,613	413,044

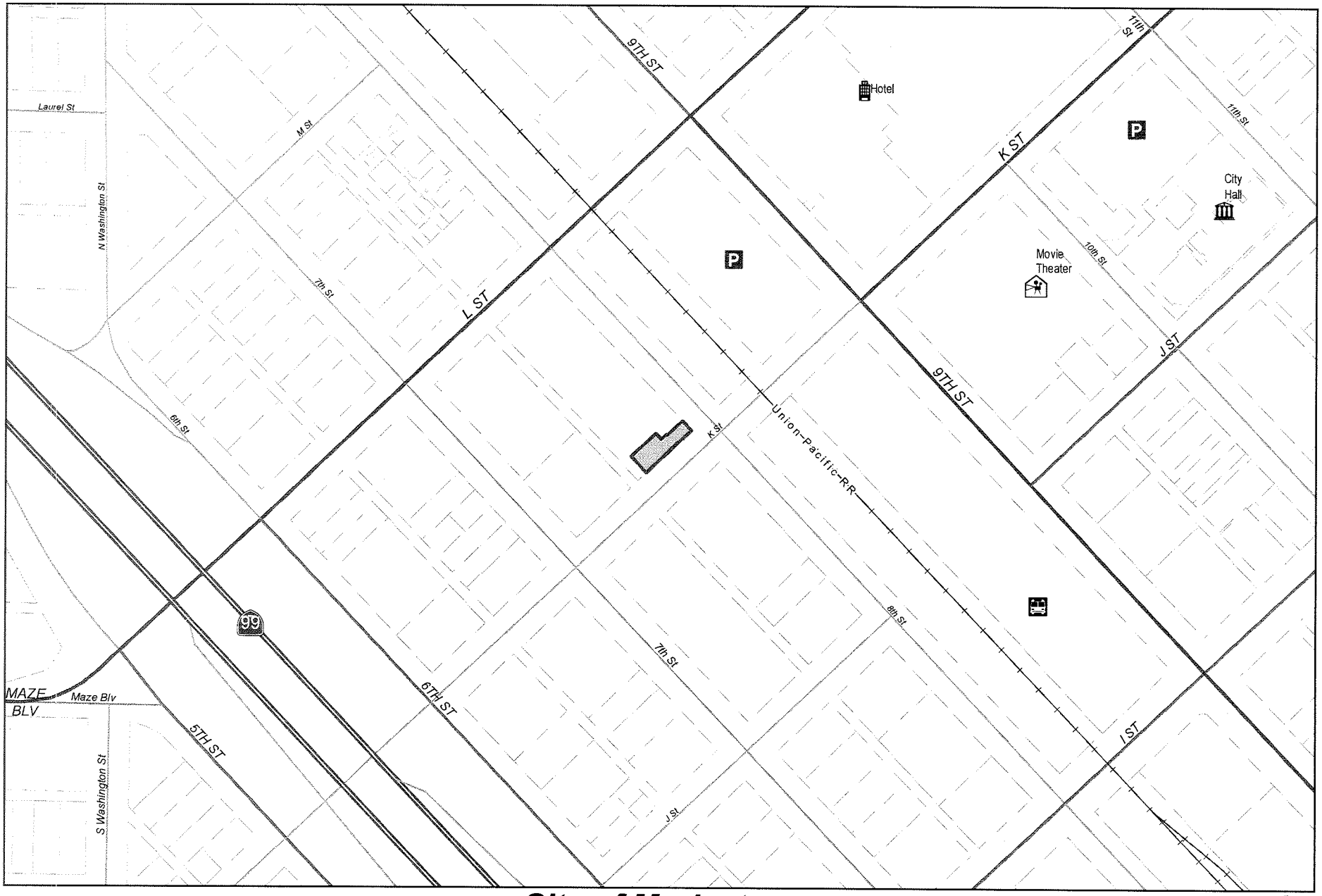

0 230 460
Feet

City of Modesto

Project #: 100494

UPP - Wellhead Treatment Well #3

MODESTO
CALIFORNIA

UPP - Wellhead Treatment Well #3

100494

Capital Unsponsored

Cost Center:	49999	*Category:*	Water	*Start Date:*	2005
Hosting Fund:	Water Fund - CIP Projects-4180	*Type Class:*	Water	*End Date:*	2014
Element Listing:	Comm Svcs & Fac	*Area:*	Within City	*Status:*	Active
Classification:	Improvements	*Manager:*	Christensen, Robert Francis	*Const. Code:*	Not Awarded

Proj Desc: This project will provide funding for the engineering design and remedial work necessary to bring Well 3 back on line and to use it to monitor PCE levels. This is a Priority 1 project, and is currently a subject of litigation.

Design for PCE remediation is complete with anticipated construction in summer of 2013. The well is currently being tested for possible uranium contamination. Revisions to the project scope of schedule may be necessary depending on the test results.

Proj Stat: Final design is complete and construction is anticipated to begin in 2013. Project will be fully reimbursed by the PCE Mitigation Fund.

Expenditures	Budget	Actual+Commit	Available	Prop. Inc./Dec. for 13-14	Budget+Prop. Inc./Dec.	Avail.+Prop. Inc./Dec.	14-15	15-16	16-17	17-18	Total Budgeted up to 2018
CA Construction Admin	81,574	1,981	79,593	15,000	96,574	94,593	0	0	0	0	96,574
CCF City Construct Force	89,000	79,829	9,171	0	89,000	9,171	0	0	0	0	89,000
CON Construction	880,000	3,072	876,928	76,072	956,072	953,000	0	0	0	0	956,072
CTGY Contingency - CIP	85,000	0	85,000	10,000	95,000	95,000	0	0	0	0	95,000
EDA Eng/Design/Admin	279,120	273,664	5,456	15,000	294,120	20,456	0	0	0	0	294,120
LA Land Acquistion	248,155	248,155	0	0	248,155	0	0	0	0	0	248,155
Expenditure Totals:	1,662,849	606,702	1,056,147	116,072	1,778,921	1,172,219	0	0	0	0	1,778,921

Fund Balance Required	Budget+Prop. Inc./Dec.	Available+Prop. Inc./Dec.
Water Fund - CIP Projects-4180	1,778,921	1,172,219

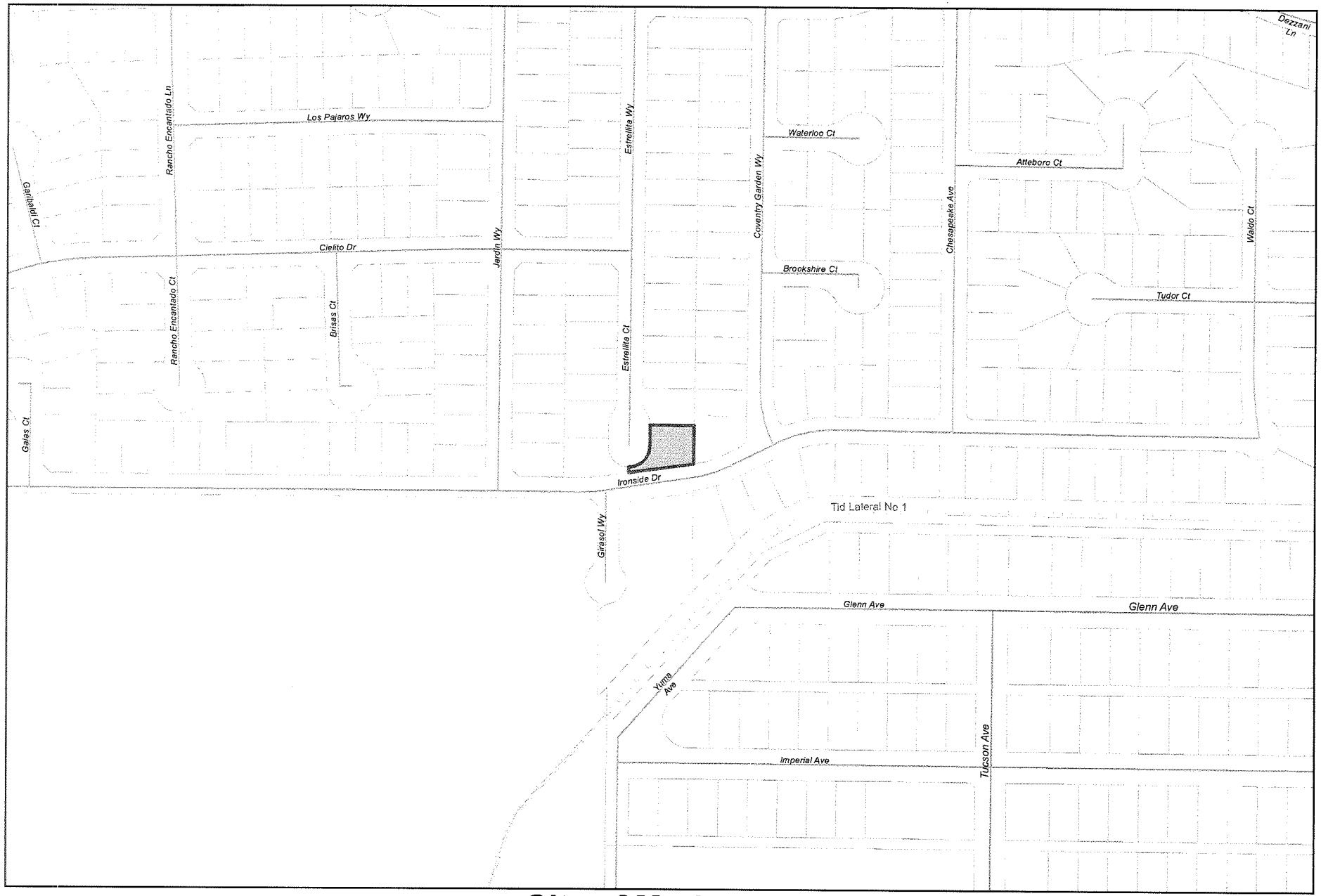

0 230 460
Feet

City of Modesto

Project #: 100496

UPP - Wellhead Treatment Well 66 Galas

MODESTO
CALIFORNIA

UPP - Wellhead Treatment Well 66 Galas

100496

Capital Unsponsored

Cost Center:	49999	*Category:*	Water	*Start Date:*	2005
Hosting Fund:	Water Fund - CIP Projects-4180	*Type Class:*	Water	*End Date:*	2016
Element Listing:	Comm Svcs & Fac	*Area:*	System Wide	*Status:*	Active
Classification:	Improvements	*Manager:*	Christensen, Robert Francis	*Const. Code:*	Not Awarded

Proj Desc: This project will provide funding the design, installation and treatment for manganese removal at Well #66.

Proj Stat: A preliminary analysis to determine treatment options will be performed in FY 13/14, with construction anticipated in FY 14/15. Project scope and schedule may be revised based on outcome of preliminary study.

Expenditures	Budget	Actual+Commit	Available	Prop. Inc./Dec. for 13-14	Budget+Prop. Inc./Dec.	Avail.+Prop. Inc./Dec.	14-15	15-16	16-17	17-18	Total Budgeted up to 2018
CA Construction Admin	0	-6	6	-6	-6	0	0	0	0	0	-6
CCF City Construct Force	50,000	0	50,000	-50,000	0	0	50,000	0	0	0	50,000
CON Construction	0	0	0	0	0	0	0	0	0	0	0
CTGY Contingency - CIP	0	0	0	0	0	0	0	0	0	0	0
EDA Eng/Design/Admin	42,000	11,385	30,615	-15,615	26,385	15,000	0	0	0	0	26,385
Expenditure Totals:	92,000	11,379	80,621	-65,621	26,379	15,000	50,000	0	0	0	76,379

Fund Balance Required	Budget+Prop. Inc./Dec.	Available+Prop. Inc./Dec.
Water Fund - CIP Projects-4180	26,379	15,000

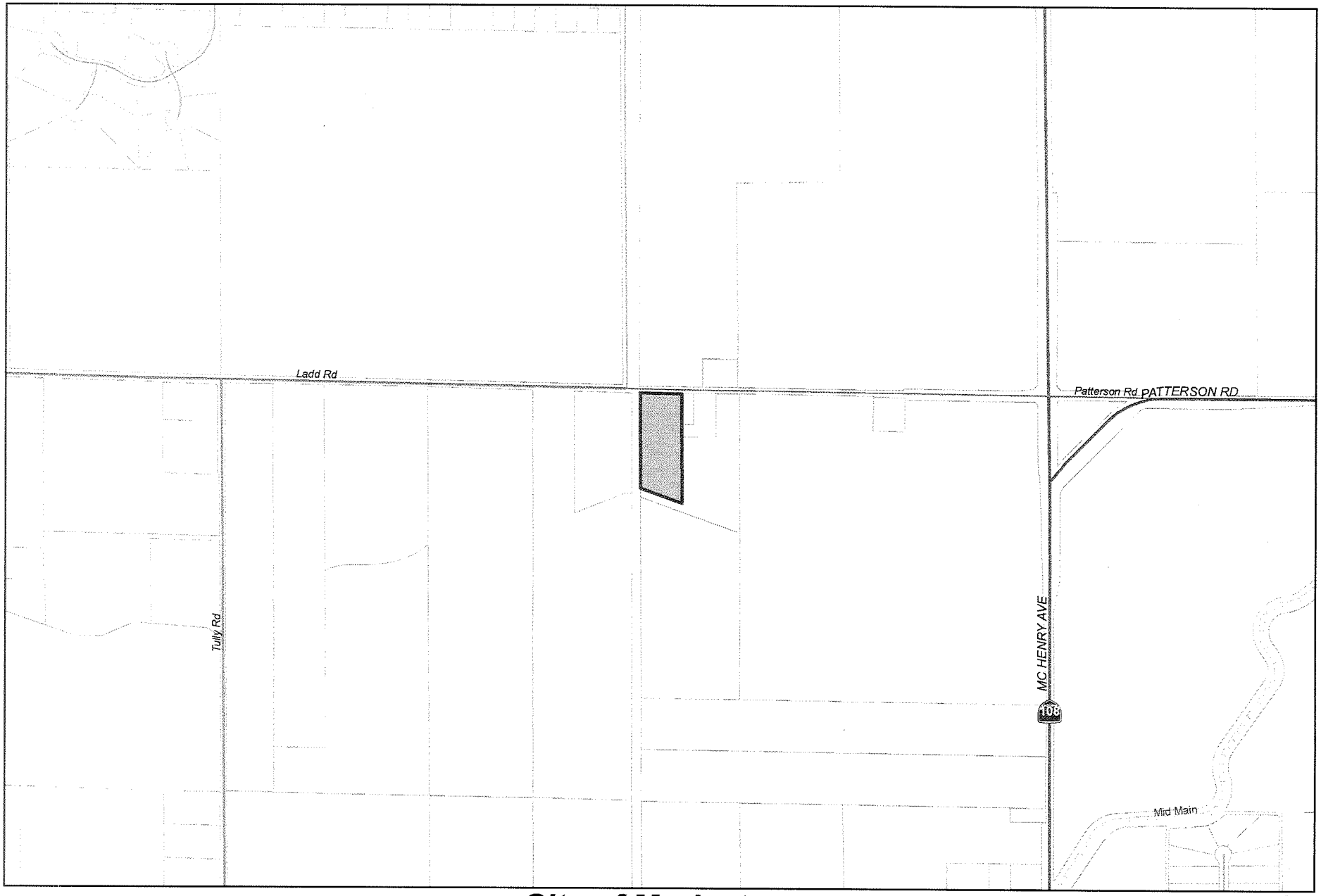

0 750 1,500
Feet

City of Modesto

Project #: 100499

UPP - Install New Well Del Rio - Ladd Road

MODESTO
CALIFORNIA

UPP - Install New Well Del Rio - Ladd Road

100499

Capital Unsponsored

Cost Center:	49999	*Category:*	Water	*Start Date:*	2008
Hosting Fund:	Water Fund - CIP Projects-4180	*Type Class:*	Water	*End Date:*	2014
Element Listing:	Comm Svcs & Fac	*Area:*	System Wide	*Status:*	Active
Classification:	Improvements	*Manager:*	Christensen, Robert Francis	*Const. Code:*	Not Awarded

Proj Desc: This project will construct the below ground portion of the new 1,000 gpm well required for the Del Rio water system upgrades indicated in the Water System Engineer's Report. This new well will be located on the same site as the proposed tank and pump station. The design and construction funds for the new tank, well pump, and booster pump station are in CIP Project Account #100473 (Del Rio Water Tank).

Proj Stat: Property has been acquired. Design for the below-ground well is complete, however, construction is delayed pending litigation. Available budget from this CIP for the well pump will be transferred back to water reserves for reallocation to CIP 100473.

Expenditures	Budget	Actual+Commit	Available	Prop. Inc./Dec. for 13-14	Budget+Prop. Inc./Dec.	Avail.+Prop. Inc./Dec.	14-15	15-16	16-17	17-18	Total Budgeted up to 2018
CA Construction Admin	158,000	149	157,851	-99,000	59,000	58,851	0	0	0	0	59,000
CCF City Construct Force	20,000	0	20,000	-14,000	6,000	6,000	0	0	0	0	6,000
CON Construction	1,550,000	0	1,550,000	-1,031,000	519,000	519,000	0	0	0	0	519,000
CTGY Contingency - CIP	158,000	0	158,000	-106,100	51,900	51,900	0	0	0	0	51,900
EDA Eng/Design/Admin	270,000	139,594	130,406	-100,000	170,000	30,406	0	0	0	0	170,000
LA Land Acquistion	200,000	20,255	179,745	-179,745	20,255	0	0	0	0	0	20,255
Expenditure Totals:	2,356,000	159,997	2,196,003	-1,529,845	826,155	666,158	0	0	0	0	826,155

Fund Balance Required	Budget+Prop. Inc./Dec.	Available+Prop. Inc./Dec.
Water Fund - CIP Projects-4180	826,155	666,158

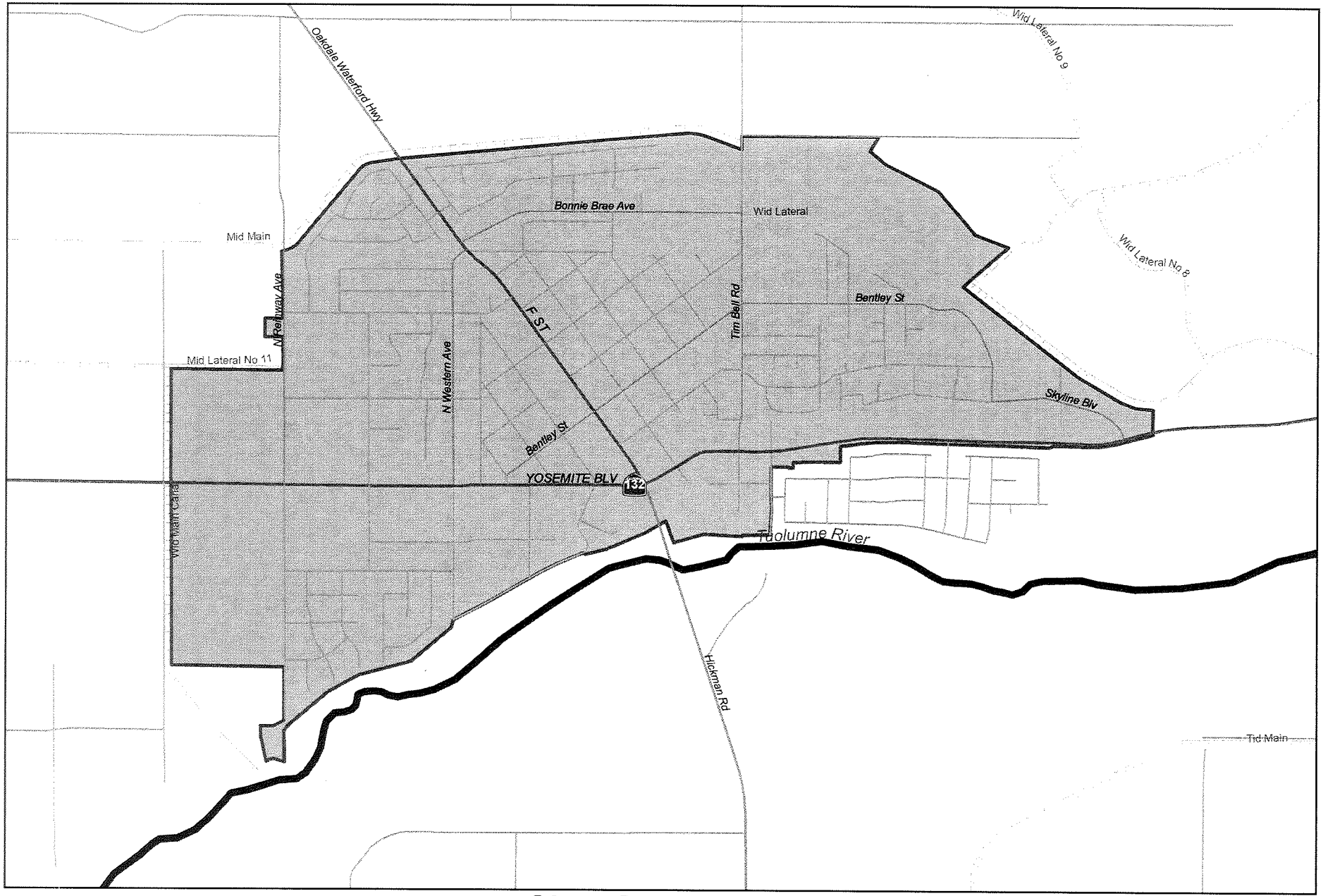

0 1,375 2,750
Feet

City of Modesto

Project #: 100501

UPP- Waterford Water Supply Project

N

MODESTO
CALIFORNIA

UPP- Waterford Water Supply Project

100501

Capital Unsponsored

Cost Center:	49999	*Category:*	Water	*Start Date:*	2009
Hosting Fund:	Water Fund - CIP Projects-4180	*Type Class:*	Water	*End Date:*	2019
Element Listing:	Comm Svcs & Fac	*Area:*	System Wide	*Status:*	Active
Classification:	Improvements	*Manager:*	Christensen, Robert Francis	*Const. Code:*	New or Future

Proj Desc: This project will provide funding for the land acquisition, design and construction for improvements to the Waterford water system. These improvements consist of a tank, booster station, and well to correct existing deficiencies in the system and provide for future growth as outlined in the Water System Engineer's Report.

An appraisal of the water system is currently being prepared for potential sale to the City of Waterford. The project scope or schedule may be revised depending on the results and any negotiations that occur. A budget revision is proposed based on this schedule.

Proj Stat: Anticipated property purchase to occur in FY14-15. Tank & booster station design to begin in FY16-17 with construction in FY17-18.

Expenditures	Budget	Actual+Commit	Available	Prop. Inc./Dec. for 13-14	Budget+Prop. Inc./Dec.	Avail.+Prop. Inc./Dec.	14-15	15-16	16-17	17-18	Total Budgeted up to 2018
CA Construction Admin	0	0	0	0	0	0	0	0	0	500,000	500,000
CCF City Construct Force	0	0	0	0	0	0	0	0	0	40,000	40,000
CON Construction	0	0	0	0	0	0	0	0	0	5,000,000	5,000,000
CTGY Contingency - CIP	0	0	0	0	0	0	0	0	0	500,000	500,000
EDA Eng/Design/Admin	287,335	9,814	277,521	-272,521	14,814	5,000	475,000	0	500,000	0	989,814
LA Land Acquistion	220,630	9,408	211,222	-206,222	14,408	5,000	211,000	0	0	0	225,408
Expenditure Totals:	507,965	19,222	488,743	-478,743	29,222	10,000	686,000	0	500,000	6,040,000	7,255,222

Fund Balance Required	Budget+Prop. Inc./Dec.	Available+Prop. Inc./Dec.
Water Fund - CIP Projects-4180	29,222	10,000

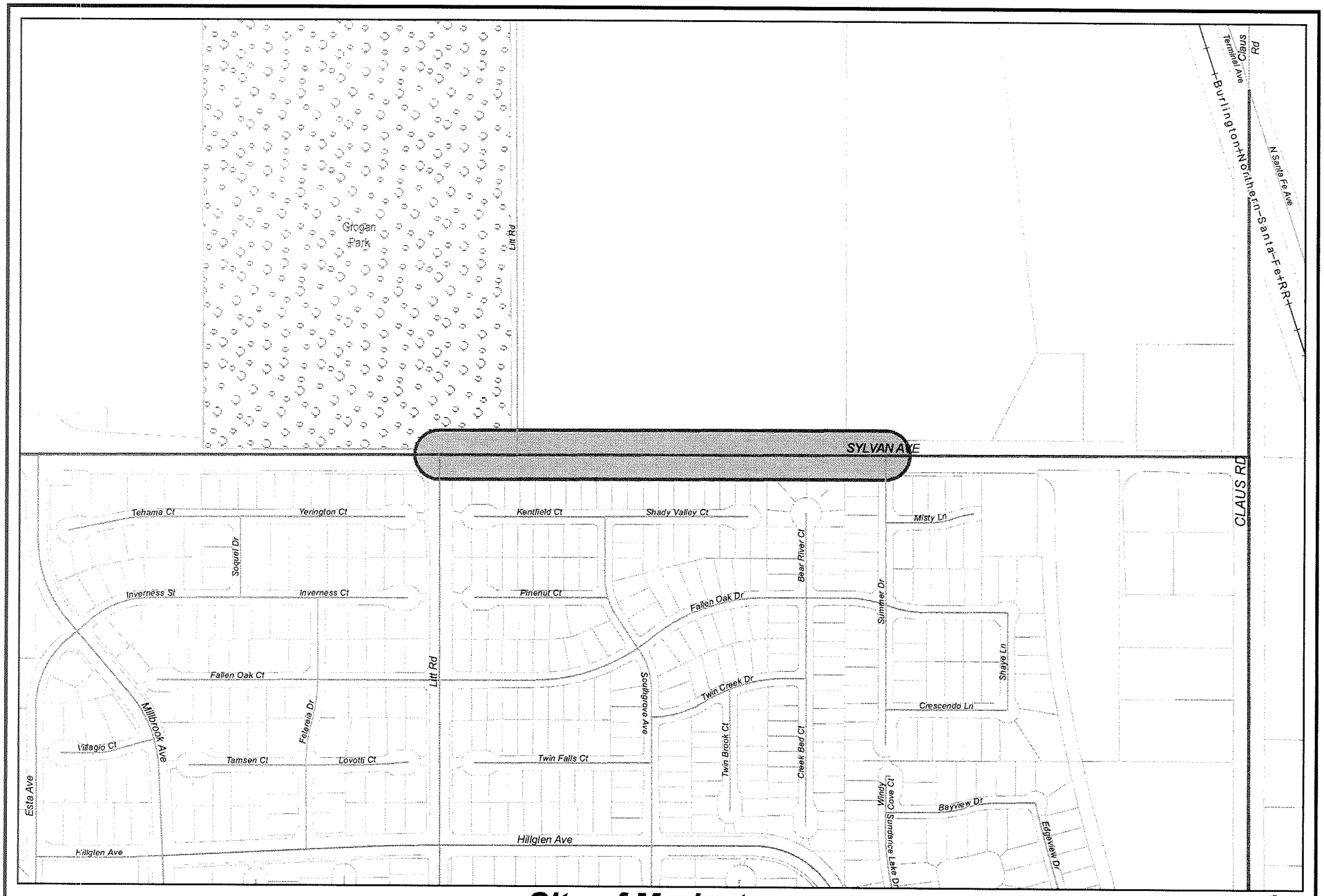

0 387.5 775
Feet

City of Modesto

Project #: 100502

UPP - Sylvan Avenue Water Main Extension

MODESTO
CALIFORNIA

UPP - Sylvan Avenue Water Main Extension

100502

Capital Unsponsored

Cost Center:	49999	*Category:*	Water	*Start Date:*	2010
Hosting Fund:	Water Fund - CIP Projects-4180	*Type Class:*	Water	*End Date:*	2014
Element Listing:	Comm Svcs & Fac	*Area:*	Within City	*Status:*	Active
Classification:	Improvements	*Manager:*	Christensen, Robert Francis	*Const. Code:*	Under Construction

Proj Desc: Sylvan Avenue Street Improvement Project from Litt Avenue to Summer Drive, and will provide funding for the design and construction of a new 12-inch water main.

Proj Stat: Project is currently under construction with anticipated completion by fall of 2013.

Expenditures	Budget	Actual+Commit	Available	Prop. Inc./Dec. for 13-14	Budget+Prop. Inc./Dec.	Avail.+Prop. Inc./Dec.	14-15	15-16	16-17	17-18	Total Budgeted up to 2018
CA Construction Admin	17,040	8,635	8,405	0	17,040	8,405	0	0	0	0	17,040
CCF City Construction Fo	18,900	1,903	16,997	0	18,900	16,997	0	0	0	0	18,900
CON Construction	217,500	217,429	71	0	217,500	71	0	0	0	0	217,500
CTGY Contingency - CIP	6,614	0	6,614	0	6,614	6,614	0	0	0	0	6,614
EDA Eng/Design/Admin	22,946	20,449	2,497	0	22,946	2,497	0	0	0	0	22,946
Expenditure Totals:	283,000	248,415	34,585	0	283,000	34,585	0	0	0	0	283,000

Fund Balance Required	Budget+Prop. Inc./Dec.	Available+Prop. Inc./Dec.
Water Fund - CIP Projects-4180	283,000	34,585

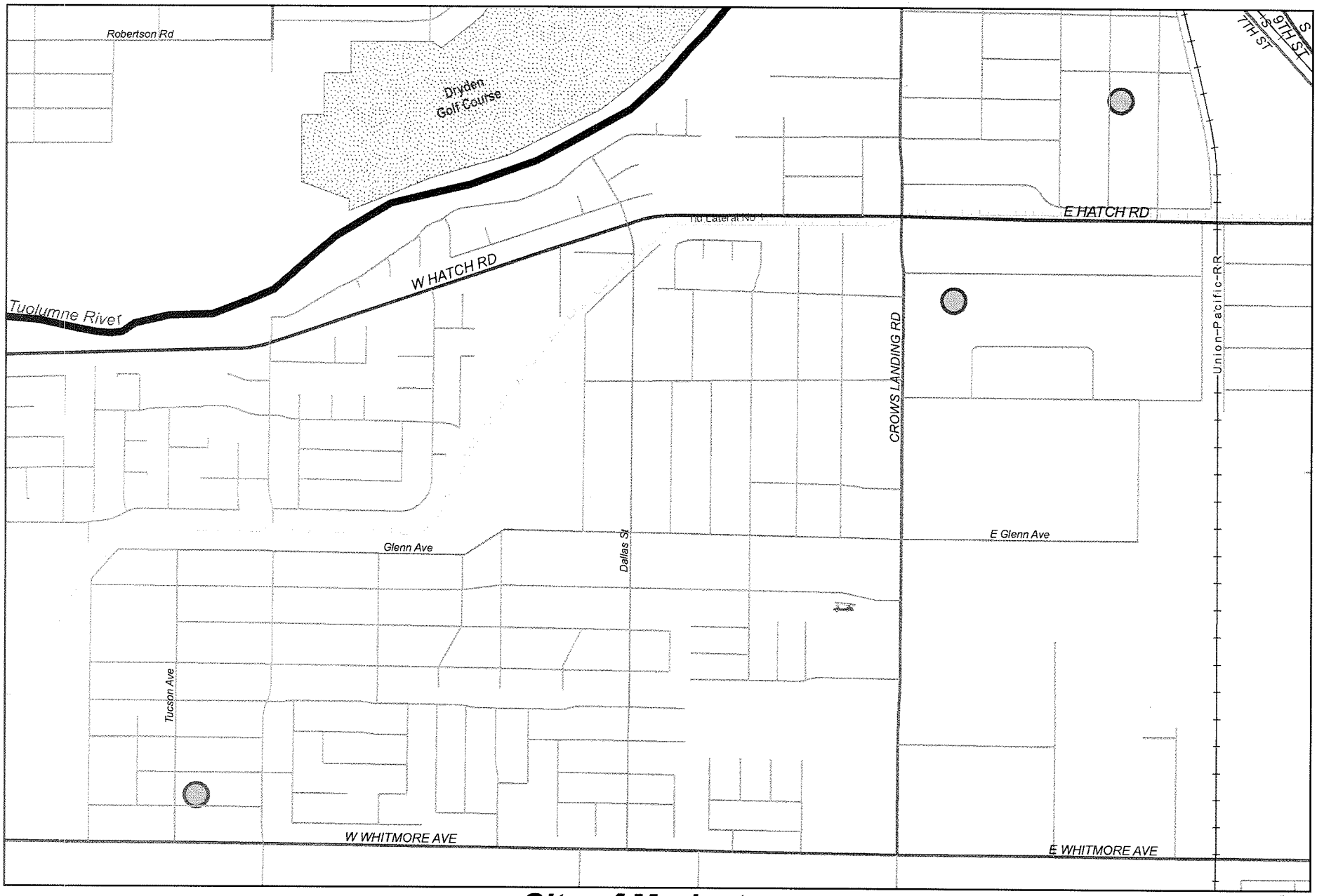

0 1,000 2,000
Feet

City of Modesto

Project #: 100504

UPP - Tanks 7, 8 and Well 100 Generators

MODESTO
CALIFORNIA

UPP - Tanks 7, 8 and Well 100 Generators

100504

Capital Unsponsored

Cost Center:	49999	*Category:*	Water	*Start Date:*	2008
Hosting Fund:	Water Fund - CIP Projects-4180	*Type Class:*	Water	*End Date:*	2014
Element Listing:	Comm Svcs & Fac	*Area:*	Within City	*Status:*	Active
Classification:	Improvements	*Manager:*	Christensen, Robert Francis	*Const. Code:*	To be Closed

Proj Desc: This project will provide funding to install generators at Tank 7, Tank 8 and Well 100 to meet the needs of the booster pump upgrades and provide water system reliability. An increase to the Operating Budget will be required for ongoing maintenance of the generators.

Proj Stat: Project construction is complete, with council acceptance anticipated in early 2013.

Expenditures	Budget	Actual+Commit	Available	Prop. Inc./Dec. for 13-14	Budget+Prop. Inc./Dec.	Avail.+Prop. Inc./Dec.	14-15	15-16	16-17	17-18	Total Budgeted up to 2018
CA Construction Admin	55,816	53,521	2,295	0	55,816	2,295	0	0	0	0	55,816
CON Construction	565,205	565,205	0	0	565,205	0	0	0	0	0	565,205
CTGY Contingency - CIP	55,545	3,636	51,909	-50,000	5,545	1,909	0	0	0	0	5,545
EDA Eng/Design/Admin	80,416	57,054	23,362	-22,000	58,416	1,362	0	0	0	0	58,416
Expenditure Totals:	756,982	679,415	77,567	-72,000	684,982	5,567	0	0	0	0	684,982

Fund Balance Required	Budget+Prop. Inc./Dec.	Available+Prop. Inc./Dec.
Water Fund - CIP Projects-4180	684,982	5,567

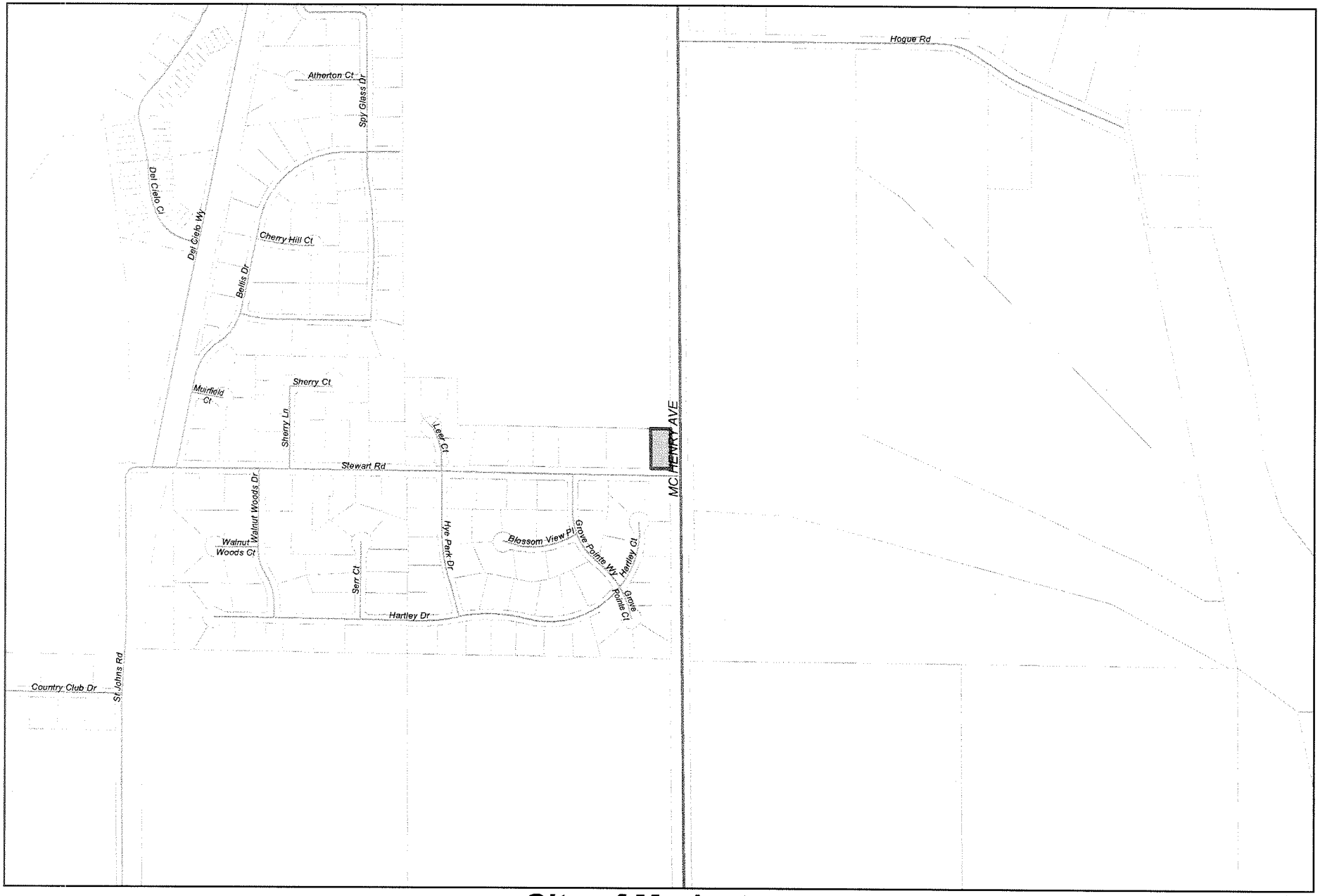

0 550 1,100
Feet

City of Modesto

Project #: 100506

UPP - Del Rio Well Replacement

MODESTO
CALIFORNIA

UPP - Del Rio Well Replacement

100506

Capital Unsponsored

Cost Center:	49999	*Category:*	Water	*Start Date:*	2008
Hosting Fund:	Water Fund - CIP Projects-4180	*Type Class:*	Water	*End Date:*	2015
Element Listing:	Comm Svcs & Fac	*Area:*	System Wide	*Status:*	Active
Classification:	Improvements	*Manager:*	Christensen, Robert Francis	*Const. Code:*	Not Awarded

Proj Desc: This project will construct a 1,000 gpm well and pump station as required for the Del Rio water system upgrades indicated in the Water System Engineer's Report. This well will replace the City's existing well #271.

It is intended to complete this project as quickly as possible due to the terms of the City's settlement agreement with the Del Rio Community Association.

Proj Stat: Negotiating with property owner for property purchase. Design is currently underway, with construction anticipated to begin in the summer of 2013.

Expenditures	Budget	Actual+Commit	Available	Prop. Inc./Dec. for 13-14	Budget+Prop. Inc./Dec.	Avail.+Prop. Inc./Dec.	14-15	15-16	16-17	17-18	Total Budgeted up to 2018
CA Construction Admin	157,500	12,448	145,052	12,448	169,948	157,500	0	0	0	0	169,948
CCF City Construct Force	20,000	0	20,000	0	20,000	20,000	0	0	0	0	20,000
CON Construction	1,815,000	122,981	1,692,019	-117,019	1,697,981	1,575,000	0	0	0	0	1,697,981
CTGY Contingency - CIP	157,500	0	157,500	0	157,500	157,500	0	0	0	0	157,500
EDA Eng/Design/Admin	270,000	138,469	131,531	70,000	340,000	201,531	0	0	0	0	340,000
LA Land Acquistion	300,000	35,693	264,307	-164,307	135,693	100,000	0	0	0	0	135,693
Expenditure Totals:	2,720,000	309,591	2,410,409	-198,878	2,521,122	2,211,531	0	0	0	0	2,521,122

Fund Balance Required	Budget+Prop. Inc./Dec.	Available+Prop. Inc./Dec.
Water Fund - CIP Projects-4180	2,521,122	2,211,531

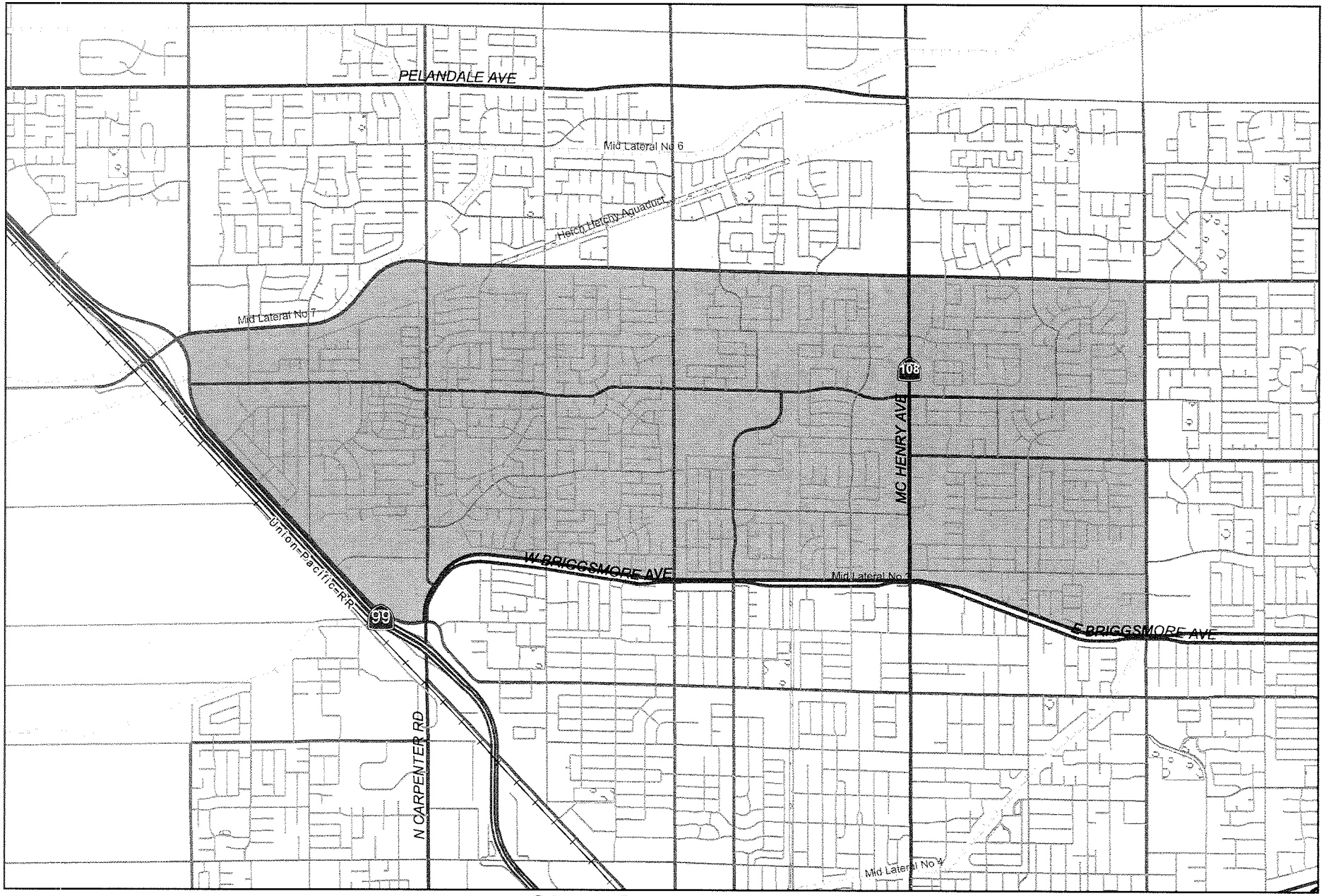

0 2,650 5,300
Feet

City of Modesto

Project #: 100573

PW - Residential Meter Installation - North Modesto

N

MODESTO
CALIFORNIA

PW - Residential Meter Installation - North Modesto

100573

Capital Unsponsored

Cost Center:	59999	*Category:*	Water	*Start Date:*	2013
Hosting Fund:	Water Fund - CIP Projects-4180	*Type Class:*	Water	*End Date:*	2015
Element Listing:	Comm Svcs & Fac	*Area:*	Within City	*Status:*	Active
Classification:	Improvements	*Manager:*	Savidge, David L	*Const. Code:*	Under Construction

Proj Desc: This project provides funding for the installation of approximately 7,200 water meters in the North Modesto area. This area is defined as south of Standiford Avenue and north of Briggsmore Avenue, west of Coffee Rd and east to Sisk Rd. Staff has calculated an installation goal of 2,760 meters per year with two crews.

Proj Stat: Installation in this area is scheduled to begin in Spring 2013. Total number of meters needed = 6,634

Expenditures	Budget	Actual+Commit	Available	Prop. Inc./Dec. for 13-14	Budget+Prop. Inc./Dec.	Avail.+Prop. Inc./Dec.	14-15	15-16	16-17	17-18	Total Budgeted up to 2018
CCF City Construct Force	850,000	89,469	760,531	4,100,000	4,950,000	4,860,531	4,500,000	0	0	0	9,450,000
Expenditure Totals:	850,000	89,469	760,531	4,100,000	4,950,000	4,860,531	4,500,000	0	0	0	9,450,000

Fund Balance Required	Budget+Prop. Inc./Dec.	Available+Prop. Inc./Dec.
Water Fund - CIP Projects-4180	4,950,000	4,860,531

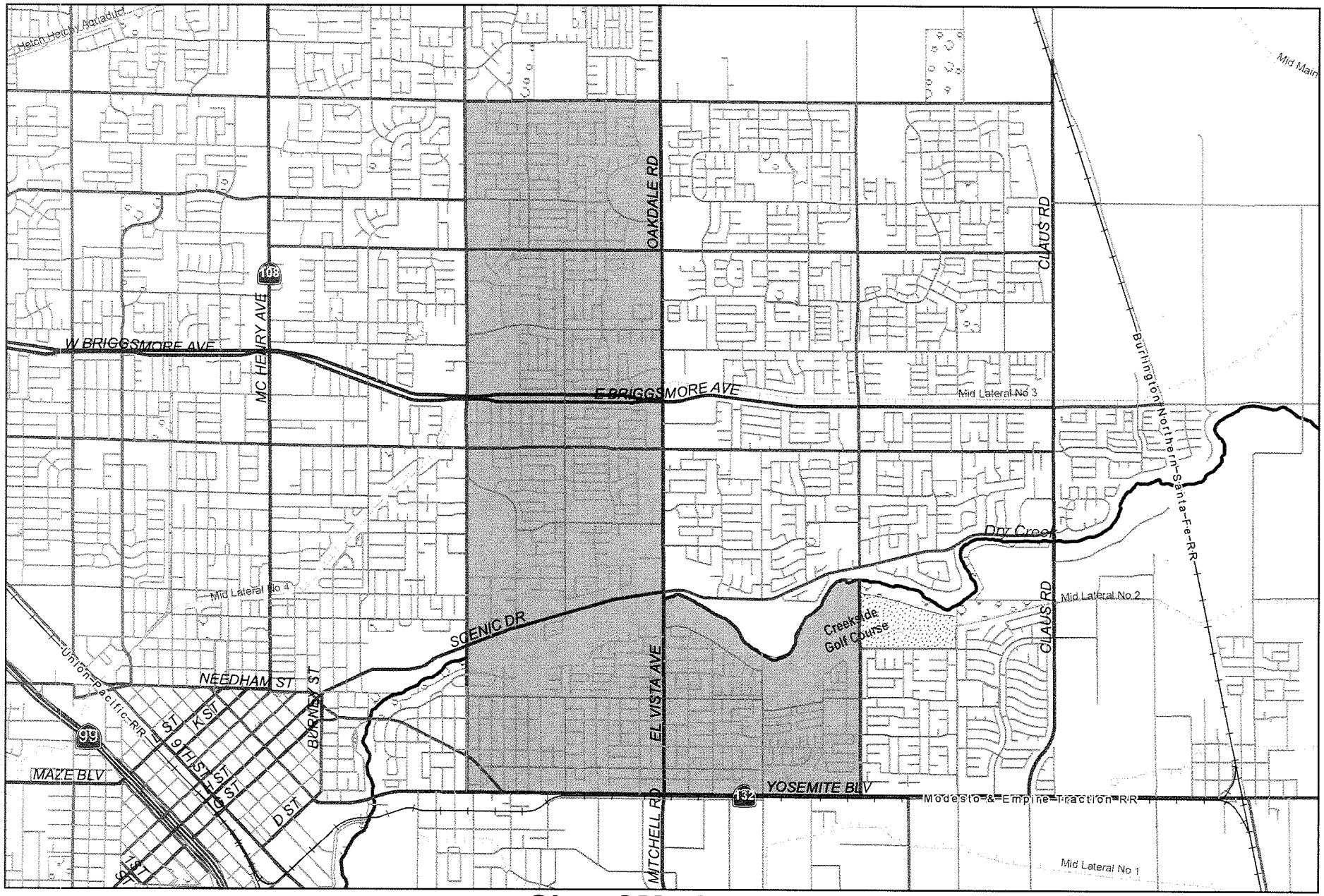

0 3,200 6,400
Feet

City of Modesto

Project #: 100574

PW - Residential Meter Installation - East Modesto

MODESTO
CALIFORNIA

PW - Residential Meter Installation - East Modesto

100574

Capital Unsponsored

Cost Center: 59999
Hosting Fund: Water Fund - CIP Projects-4180
Element Listing: Comm Svcs & Fac
Classification: Improvements

Category: Water
Type Class: Water
Area: System Wide
Manager: Savidge, David L

Start Date: 2011
End Date: 2013
Status: Active
Const. Code: Under Construction

Proj Desc: This project is for the installation of approximately 5,600 water meters in the East Modesto area. This East Modesto area is defined as east of Coffee Rd and north of Yosemite Ave. Staff has been on track to meet the goal of 1,380 intallations per year with one crew and have calculated an installation goal of 2,760 meters per year with two crews in future years.

Proj Stat: Meter installation began in this area July 2011 and is scheduled for completion by June 2013. Meters left to install = 300

Expenditures	Budget	Actual+Commit	Available	Prop. Inc./Dec. for 13-14	Budget+Prop. Inc./Dec.	Avail.+Prop. Inc./Dec.	14-15	15-16	16-17	17-18	Total Budgeted up to 2018
CCF City Construct Force	7,115,393	4,145,141	2,970,252	-3,000,000	4,115,393	-29,748	0	0	0	0	4,115,393
Expenditure Totals:	7,115,393	4,145,141	2,970,252	-3,000,000	4,115,393	-29,748	0	0	0	0	4,115,393

Fund Balance Required	Budget+Prop. Inc./Dec.	Available+Prop. Inc./Dec.
Water Fund - CIP Projects-4180	4,115,393	-29,748

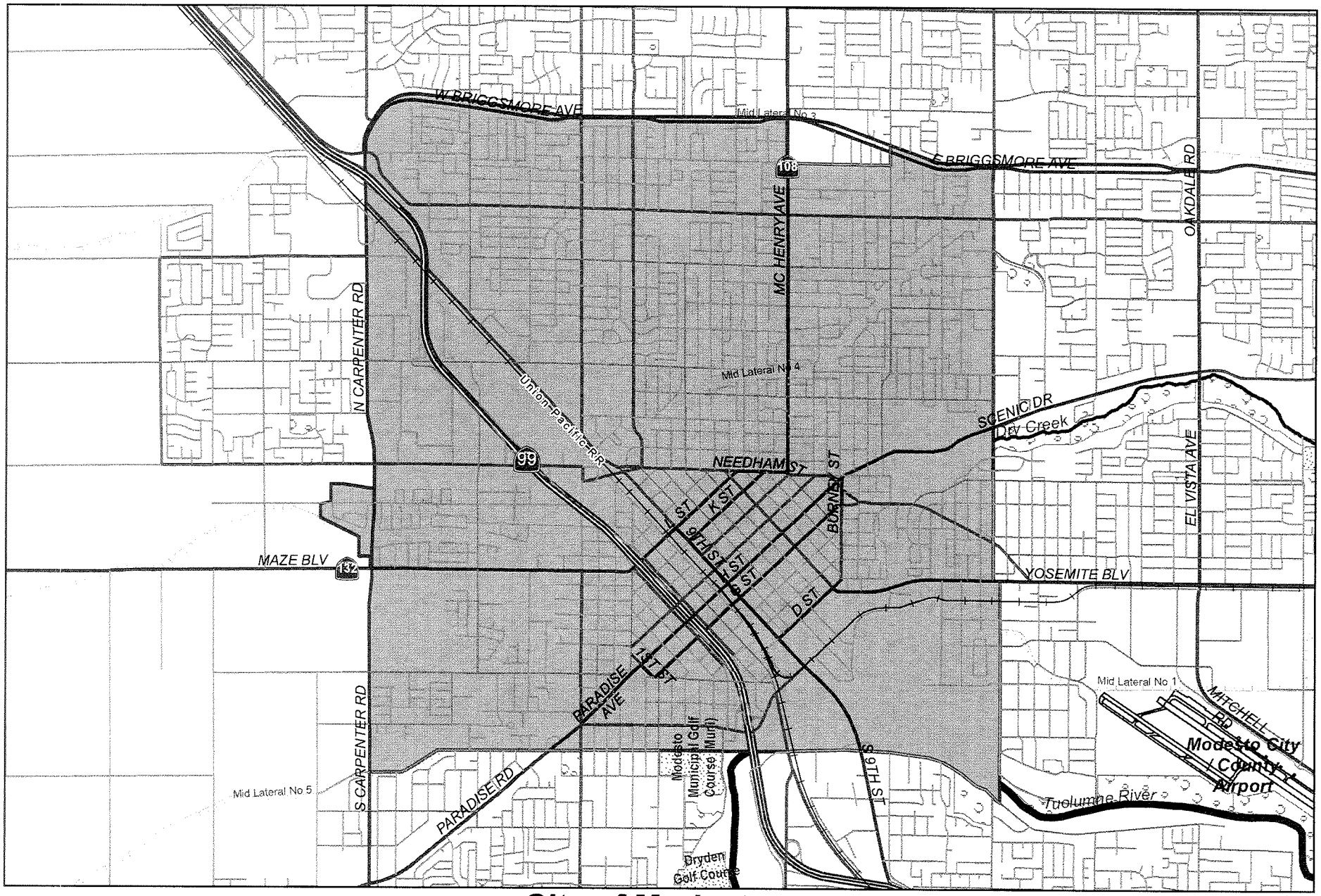

0 3,050 6,100
Feet

City of Modesto

Project #: 100575

PW - Residential Meter Installation - Central Modesto

N

MODESTO
CALIFORNIA

PW - Residential Meter Installation - Central Modesto

100575

Capital Unsponsored

Cost Center:	59999	*Category:*	Water	*Start Date:*	2011
Hosting Fund:	Water Fund - CIP Projects-4180	*Type Class:*	Water	*End Date:*	2019
Element Listing:	Comm Svcs & Fac	*Area:*	System Wide	*Status:*	Active
Classification:	Improvements	*Manager:*	Savidge, David L	*Const. Code:*	New or Future

Proj Desc: This project is for the installation of approximately 7,600 water meters in the Central Modesto area. This area is definied as south of Briggsmore Avenue and north of Tuolumne Blvd., east of Carpenter Rd and west of Coffee Rd. Staff has an installation goal of 2,760 meters per year with two crews

Proj Stat: This project is scheduled to start inl FY2017. Due to street paving or rehab projects in this area, some installations will need to be made ahead of schedule.

Expenditures	Budget	Actual+Commit	Available	Prop. Inc./Dec. for 13-14	Budget+Prop. Inc./Dec.	Avail.+Prop. Inc./Dec.	14-15	15-16	16-17	17-18	Total Budgeted up to 2018
CCF City Construct Force	100,000	0	100,000	0	100,000	100,000	0	0	0	0	100,000
Expenditure Totals:	100,000	0	100,000	0	100,000	100,000	0	0	0	0	100,000

Fund Balance Required	Budget+Prop. Inc./Dec.	Available+Prop. Inc./Dec.
Water Fund - CIP Projects-4180	100,000	100,000

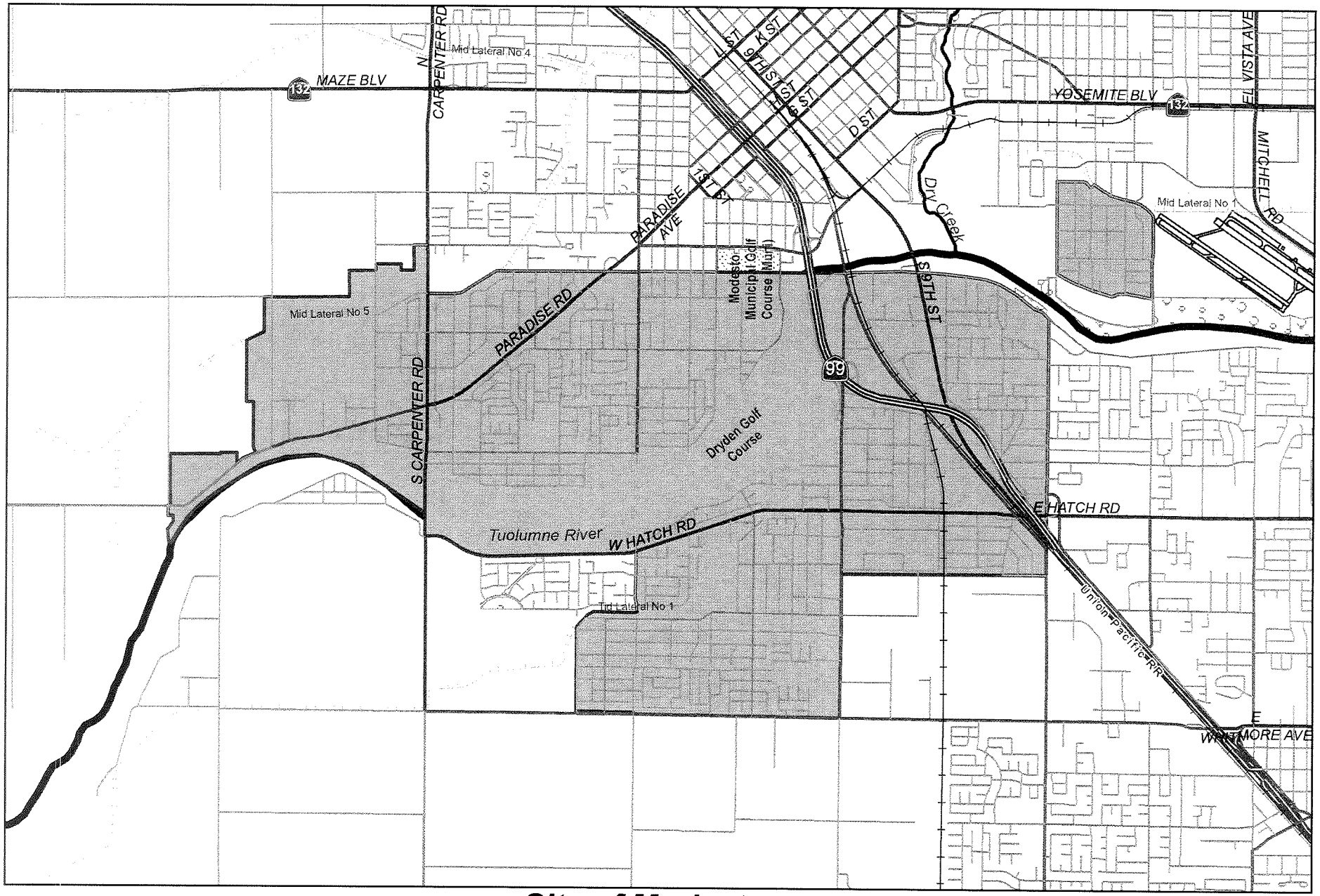

0 3,050 6,100
Feet

City of Modesto

Project #: 100576

PW - Residential Meter Installation - South Modesto

N

MODESTO
CALIFORNIA

PW - Residential Meter Installation - South Modesto

100576

Capital Unsponsored

Cost Center:	59999	*Category:*	Water	*Start Date:*	2011
Hosting Fund:	Water Fund - CIP Projects-4180	*Type Class:*	Water	*End Date:*	2020
Element Listing:	Comm Svcs & Fac	*Area:*	System Wide	*Status:*	Active
Classification:	Improvements	*Manager:*	Savidge, David L	*Const. Code:*	New or Future

Proj Desc: This project is for the installation of approximately 4,600 water meters in the South Modesto area. This area is defined as north of Whitmore avenue and south of Tuolumne Blvd. East from Grimes Rd to Herndon Rd. including some installs in the airport area. Staff has an installation goal of 2,760 meters per year with two crews.

Proj Stat: This area is scheduled to start in FY2020. Due to street paving or rehab projects in this area, some installs will need to be made ahead of schedule.

Expenditures	Budget	Actual+Commit	Available	Prop. Inc./Dec. for 13-14	Budget+Prop. Inc./Dec.	Avail.+Prop. Inc./Dec.	14-15	15-16	16-17	17-18	Total Budgeted up to 2018
CCF City Construct Force	100,000	783	99,217	0	100,000	99,217	0	0	0	0	100,000
Expenditure Totals:	100,000	783	99,217	0	100,000	99,217	0	0	0	0	100,000

Fund Balance Required	Budget+Prop. Inc./Dec.	Available+Prop. Inc./Dec.
Water Fund - CIP Projects-4180	100,000	99,217

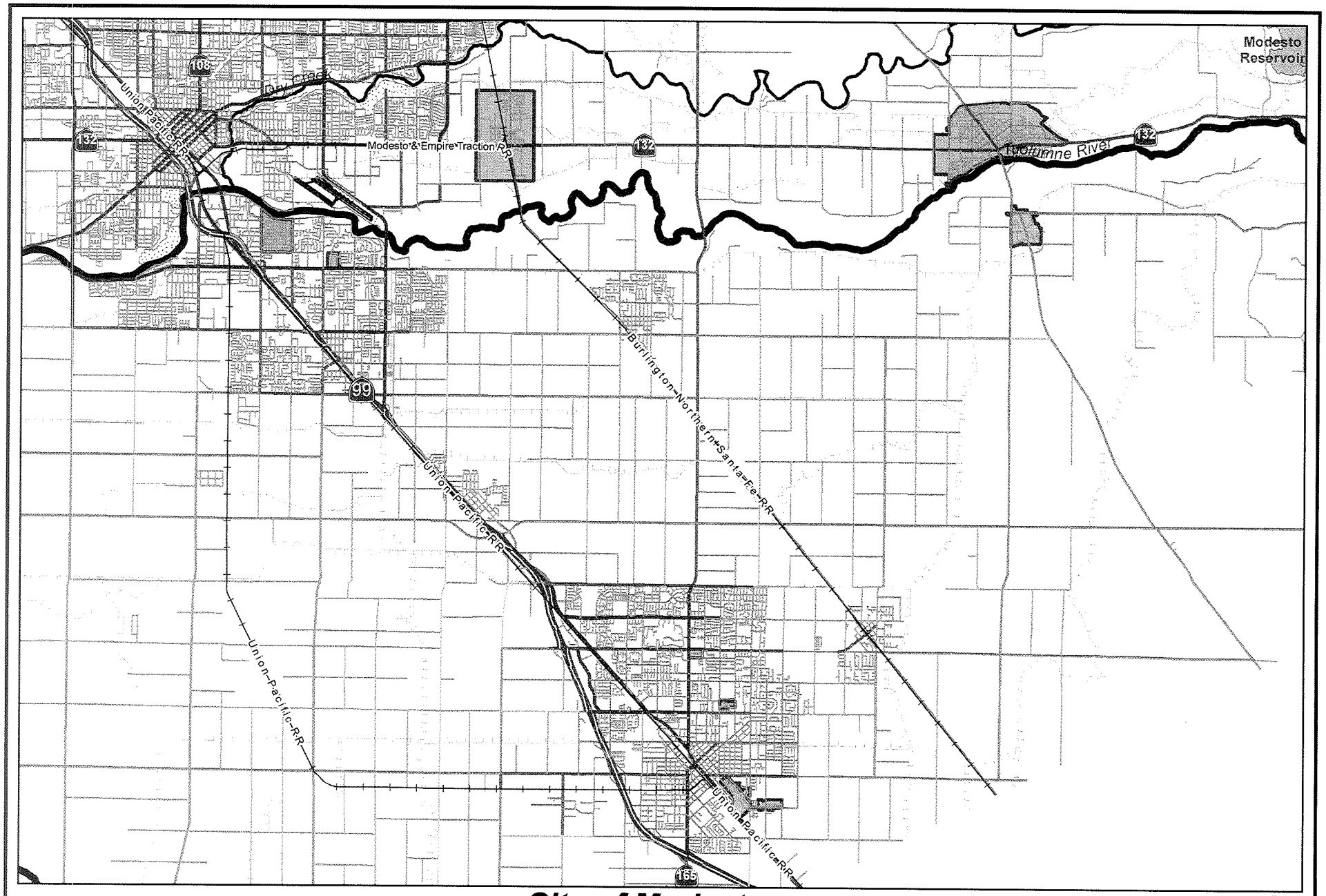

0 9,500 19,000
Feet

City of Modesto

Project #: 100577

PW - Residential Meter Installation - Outlying Areas

N

MODESTO
CALIFORNIA

PW - Residential Meter Installation - Outlying Areas

100577

Capital Unsponsored

Cost Center:	59999	*Category:*	Water	*Start Date:*	2011
Hosting Fund:	Water Fund - CIP Projects-4180	*Type Class:*	Water	*End Date:*	2022
Element Listing:	Comm Svcs & Fac	*Area:*	System Wide	*Status:*	Active
Classification:	Improvements	*Manager:*	Savidge, David L	*Const. Code:*	New or Future

Proj Desc: This project provides funding for the installation of approximately 1,500 water meters in the outlying areas of the water system. This area includes Ceres and Turlock.

Proj Stat: Since this project is scheduled to start in FY2022. Due to street paving or rehab projects in the area, some installations will need to be done ahead of schedule.

Expenditures	Budget	Actual+Commit	Available	Prop. Inc./Dec. for 13-14	Budget+Prop. Inc./Dec.	Avail.+Prop. Inc./Dec.	14-15	15-16	16-17	17-18	Total Budgeted up to 2018
CCF City Construct Force	100,000	0	100,000	0	100,000	100,000	0	0	0	0	100,000
Expenditure Totals:	100,000	0	100,000	0	100,000	100,000	0	0	0	0	100,000

Fund Balance Required	Budget+Prop. Inc./Dec.	Available+Prop. Inc./Dec.
Water Fund - CIP Projects-4180	100,000	100,000

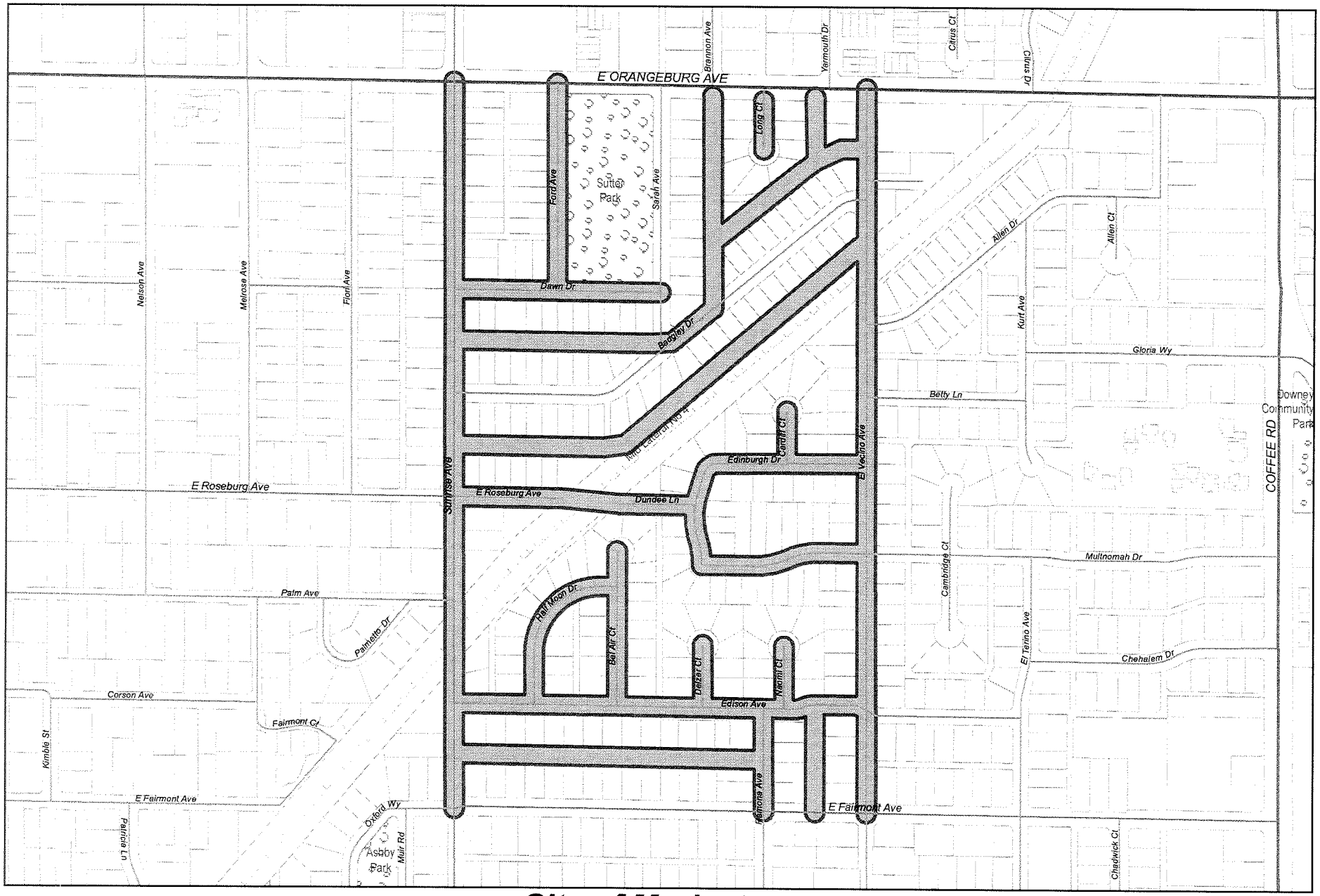

0 387.5 775
Feet

City of Modesto

Project #: 100580

PW - Badgley Drive Main Replacement

MODESTO
CALIFORNIA

PW - Badgley Drive Main Replacement

100580

Capital Unsponsored

Cost Center:	59999	*Category:*	Water	*Start Date:*	2014
Hosting Fund:	Water Fund - CIP Projects-4180	*Type Class:*	Water	*End Date:*	2014
Element Listing:	Comm Svcs & Fac	*Area:*	Within City	*Status:*	New
Classification:	Improvements	*Manager:*	Savidge, David L	*Const. Code:*	New or Future

Proj Desc: This project provides funding to replace under-sized water main with an 8" main from Sunrise to El Vecino which will eliminate leaks and emergency overtime repairs.

Proj Stat: This project will start in August of 2013.

Expenditures	Budget	Actual+Commit	Available	Prop. Inc./Dec. for 13-14	Budget+Prop. Inc./Dec.	Avail.+Prop. Inc./Dec.	14-15	15-16	16-17	17-18	Total Budgeted up to 2018
CCF City Construct Force	293,000	168	292,832	0	293,000	292,832	0	0	0	0	293,000
Expenditure Totals:	293,000	168	292,832	0	293,000	292,832	0	0	0	0	293,000

Fund Balance Required	Budget+Prop. Inc./Dec.	Available+Prop. Inc./Dec.
Water Fund - CIP Projects-4180	293,000	292,832

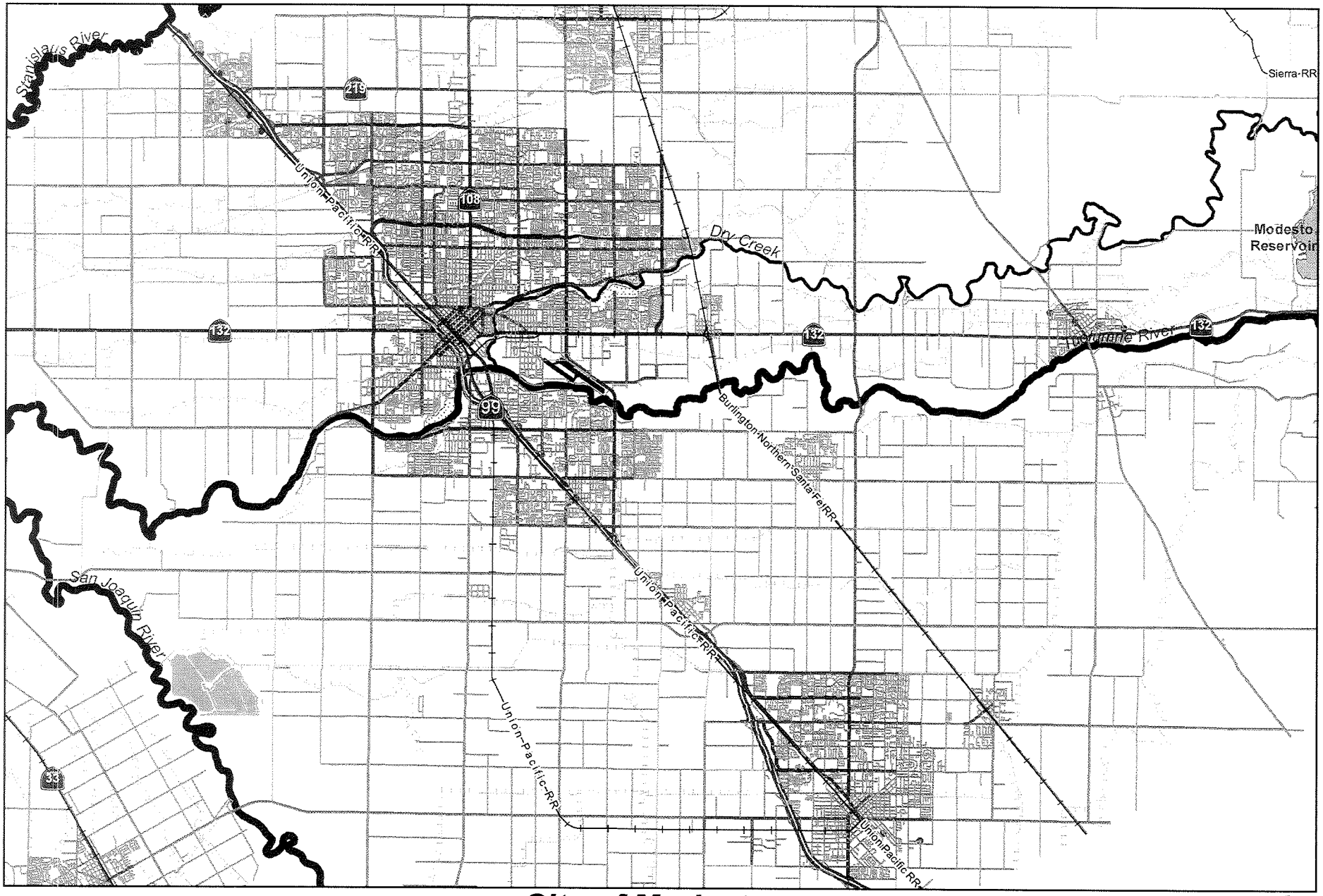

0 13,000 26,000
Feet

City of Modesto

Project #: 100584

PW - Chlorination System Installation - Outlying Areas

MODESTO
CALIFORNIA

PW - Chlorination System Installation - Outlying Areas

100584

Capital Unsponsored

Cost Center:	59999	*Category:*	Water	*Start Date:*	2013
Hosting Fund:	Water Fund - CIP Projects-4180	*Type Class:*	Water	*End Date:*	2018
Element Listing:	Comm Svcs & Fac	*Area:*	System Wide	*Status:*	Active
Classification:	Improvements	*Manager:*	Savidge, David L	*Const. Code:*	Under Construction

Proj Desc: This project provides funding to install tablet chlorination systems and enclosures at outlying water system wells and tanks as well as several within the Modesto city limits. This installation will eliminate hauling liquid chlorine to remote areas, or areas of limited accessibility, which will reduce the possibility of hazardous spills and liability to the City.

Proj Stat: Council approved plan to install five units per year, with the first units being installed in Salida area in FY12-13. Tentative completion date will be FY2017-18.

Expenditures	Budget	Actual+Commit	Available	Prop. Inc./Dec. for 13-14	Budget+Prop. Inc./Dec.	Avail.+Prop. Inc./Dec.	14-15	15-16	16-17	17-18	Total Budgeted up to 2018
CCF City Construct Force	200,000	7,350	192,650	0	200,000	192,650	150,000	150,000	150,000	0	650,000
Expenditure Totals:	200,000	7,350	192,650	0	200,000	192,650	150,000	150,000	150,000	0	650,000

Fund Balance Required	Budget+Prop. Inc./Dec.	Available+Prop. Inc./Dec.
Water Fund - CIP Projects-4180	200,000	192,650

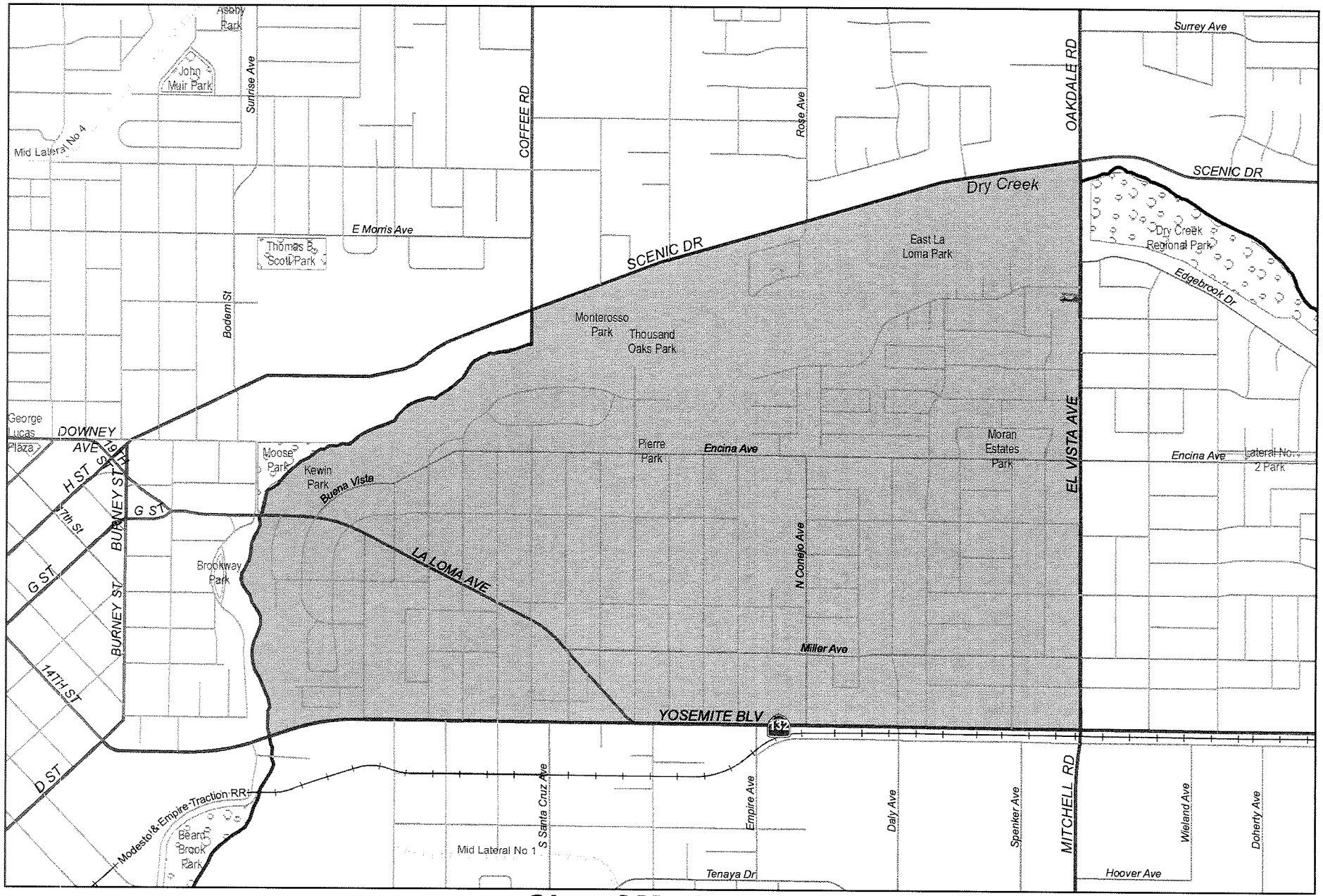

City of Modesto

Project #: 100627

PW - Strengthen & Replace La Loma Water Mains - Ph 1

PW - Strengthen & Replace La Loma Water Mains - Ph 1

100627

Capital Unsponsored

Cost Center:	59999	*Category:*	Water	*Start Date:*	2012
Hosting Fund:	Water Fund - CIP Projects-4180	*Type Class:*	Water	*End Date:*	2014
Element Listing:	Comm Svcs & Fac	*Area:*	Within City	*Status:*	Active
Classification:	Improvements	*Manager:*	Christensen, Robert Francis	*Const. Code:*	New or Future

Proj Desc: Existing waterlines in the LaLoma area are old steel mains that are small in diameter and need to be replaced. This project is to provide funding to install new 8" and 12" waterlines with individual residential services, and additional fire hydrants. This phase of the project will replace water mains in the area generally bounded by Edgebrook Dr, N. Santa Ana Ave, Rowland Ave & LaLoma Ave.

Proj Stat: Design to be completed in the current fiscal year, with construction proposed for FY 13/14. A budget increase is proposed to fund construction.

Expenditures	Budget	Actual+Commit	Available	Prop. Inc./Dec. for 13-14	Budget+Prop. Inc./Dec.	Avail.+Prop. Inc./Dec.	14-15	15-16	16-17	17-18	Total Budgeted up to 2018
CA Construction Admin	0	0	0	192,000	192,000	192,000	0	0	0	0	192,000
CCF City Construct Force	0	0	0	40,000	40,000	40,000	0	0	0	0	40,000
CON Construction	0	0	0	2,400,000	2,400,000	2,400,000	0	0	0	0	2,400,000
CTGY-CIP Contingency - CIP	0	0	0	240,000	240,000	240,000	0	0	0	0	240,000
EDA Eng/Design/Admin	160,000	30,246	129,755	32,000	192,000	161,755	0	0	0	0	192,000
Expenditure Totals:	160,000	30,246	129,755	2,904,000	3,064,000	3,033,755	0	0	0	0	3,064,000

Fund Balance Required	Budget+Prop. Inc./Dec.	Available+Prop. Inc./Dec.
Water Fund - CIP Projects-4180	3,064,000	3,033,755

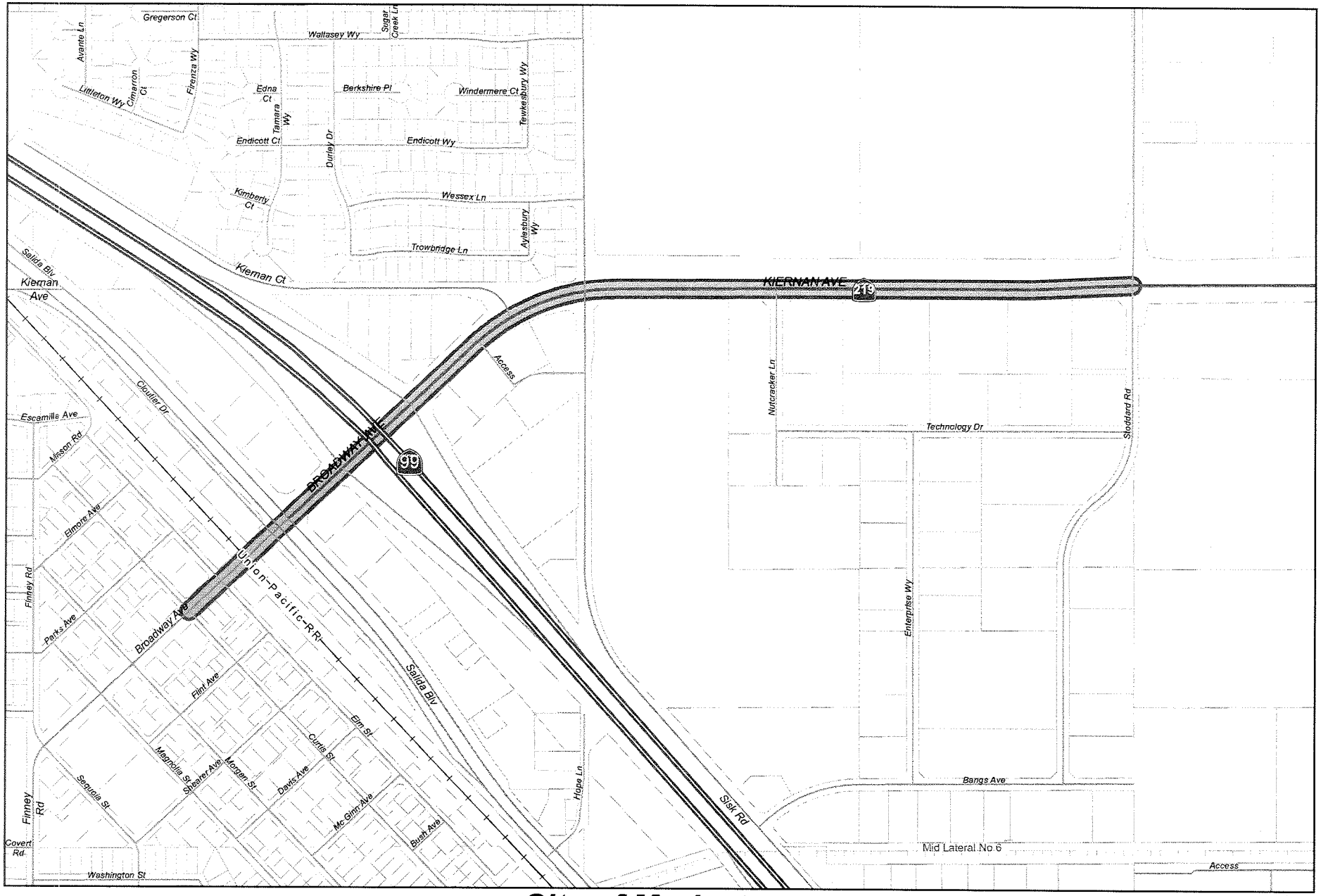

0 550 1,100
Feet

City of Modesto

Project #: 100628

PW - Kiernan Ave Water Main Extension

N

MODESTO
CALIFORNIA

PW - Kiernan Ave Water Main Extension

100628

Capital Unsponsored

Cost Center:	59999	*Category:*	Water	*Start Date:*	2012
Hosting Fund:	Water Fund - CIP Projects-4180	*Type Class:*	Water	*End Date:*	2014
Element Listing:	Comm Svcs & Fac	*Area:*	System Wide	*Status:*	Active
Classification:	Improvements	*Manager:*	Christensen, Robert Francis	*Const. Code:*	Not Awarded

Proj Desc: Project will fund the replacement of the existing main in Kiernan Avenue with a new 16" main in from Sisk Avenue extending to the west across the Hwy. 99 Bridge. In addition, approximately 1,000 ft. of existing water main in Sisk Avenue south of the Kiernan/Sisk intersection will be replaced. This will be necessary to complete prior to the interchange project currenly proposed by Stanislaus County. In addition, the proposed waterline will provide blending opportunities for Salida water wells if needed.

Proj Stat: Design is underway with completion in spring of 2013. Construction anticipated to begin in fall 2013. A budget reduction is proposed as the scope has been revised to include portions only affected by County interchange project.

Expenditures	Budget	Actual+Commit	Available	Prop. Inc./Dec. for 13-14	Budget+Prop. Inc./Dec.	Avail.+Prop. Inc./Dec.	14-15	15-16	16-17	17-18	Total Budgeted up to 2018
CA Construction Admin	160,000	0	160,000	-80,000	80,000	80,000	0	0	0	0	80,000
CCF City Construction Fo	20,000	0	20,000	0	20,000	20,000	0	0	0	0	20,000
CON Construction	1,510,000	0	1,510,000	-710,000	800,000	800,000	0	0	0	0	800,000
CTGY-CIP Contingency - CIP	160,000	0	160,000	-80,000	80,000	80,000	0	0	0	0	80,000
EDA Eng/Design/Admin	150,000	56,681	93,319	0	150,000	93,319	0	0	0	0	150,000
ENV CIP - Environmental	10,000	0	10,000	-10,000	0	0	0	0	0	0	0
Expenditure Totals:	2,010,000	56,681	1,953,319	-880,000	1,130,000	1,073,319	0	0	0	0	1,130,000

Fund Balance Required	Budget+Prop. Inc./Dec.	Available+Prop. Inc./Dec.
Water Fund - CIP Projects-4180	1,130,000	1,073,319

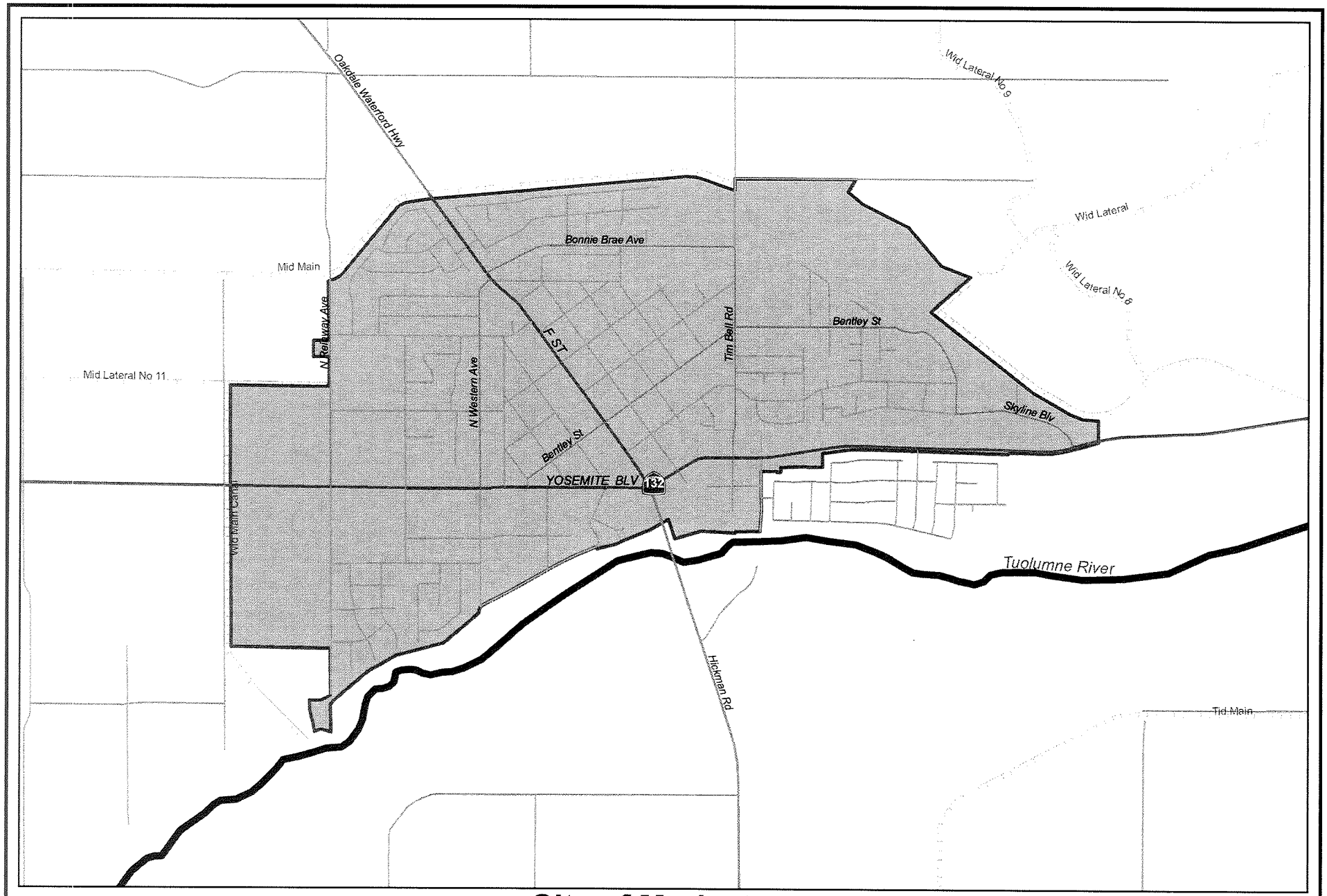

0 1,500 3,000
Feet

City of Modesto

Project #: 100629

PW - Waterford Meter Installation

MODESTO
CALIFORNIA

PW - Waterford Meter Installation

100629

Capital Unsponsored

Cost Center:	59999	*Category:*	Water	*Start Date:*	2013
Hosting Fund:	Water Fund - CIP Projects-4180	*Type Class:*	Water	*End Date:*	2013
Element Listing:	Comm Svcs & Fac	*Area:*	Within City	*Status:*	Active
Classification:	Improvements	*Manager:*	Savidge, David L	*Const. Code:*	Under Construction

Proj Desc: This project was established to fund meter installation in the Waterford area of the City's water system. There are approximately 864 meters and services to be installed and/or upgraded in this area.

Proj Stat: Project started in October 2012; however, is now on hold with 343 meters left for installation.

Expenditures	Budget	Actual+Commit	Available	Prop. Inc./Dec. for 13-14	Budget+Prop. Inc./Dec.	Avail.+Prop. Inc./Dec.	14-15	15-16	16-17	17-18	Total Budgeted up to 2018
CCF City Construct Force	1,500,000	154,183	1,345,817	-1,045,817	454,183	300,000	0	0	0	0	454,183
Expenditure Totals:	1,500,000	154,183	1,345,817	-1,045,817	454,183	300,000	0	0	0	0	454,183

Fund Balance Required	Budget+Prop. Inc./Dec.	Available+Prop. Inc./Dec.
Water Fund - CIP Projects-4180	454,183	300,000

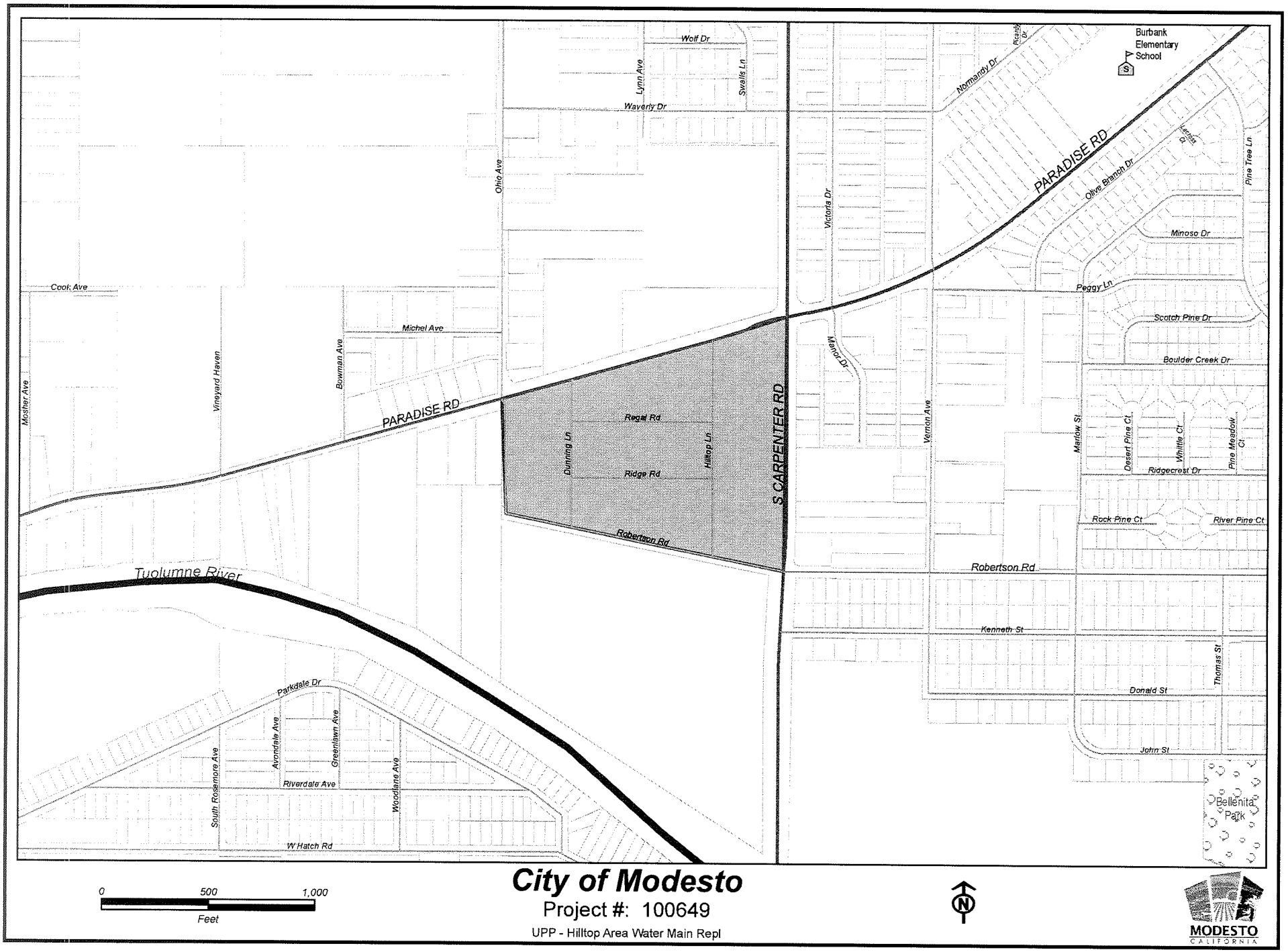

City of Modesto

Project #: 100649

UPP - Hilltop Area Water Main Repl

UPP - Hilltop Area Water Main Repl

100649

Capital Unsponsored

Cost Center:	59999	*Category:*	Water	*Start Date:*	2011
Hosting Fund:	Water Fund - CIP Projects-4180	*Type Class:*	Water	*End Date:*	2014
Element Listing:	Comm Svcs & Fac	*Area:*	Within City	*Status:*	Active
Classification:	Replacement	*Manager:*	Christensen, Robert Francis	*Const. Code:*	Under Construction

Proj Desc: This project is to provide funding to replace a total of approximately 8,400 feet of 8" water main in the southwest area between Paradise Avenue, Carpenter Road, Robertson Road and Ohio Avenue.

Proj Stat: Project construction to begin in early 2013, with completion by summer of 2013.

Expenditures	Budget	Actual+Commit	Available	Prop. Inc./Dec. for 13-14	Budget+Prop. Inc./Dec.	Avail.+Prop. Inc./Dec.	14-15	15-16	16-17	17-18	Total Budgeted up to 2018
CON Construction	751,659	0	751,659	0	751,659	751,659	0	0	0	0	751,659
EDA Eng/Design/Admin	85,000	89,201	-4,201	0	85,000	-4,201	0	0	0	0	85,000
Expenditure Totals:	836,659	89,201	747,458	0	836,659	747,458	0	0	0	0	836,659

Fund Balance Required	Budget+Prop. Inc./Dec.	Available+Prop. Inc./Dec.
Water Fund - CIP Projects-4180	836,659	747,458

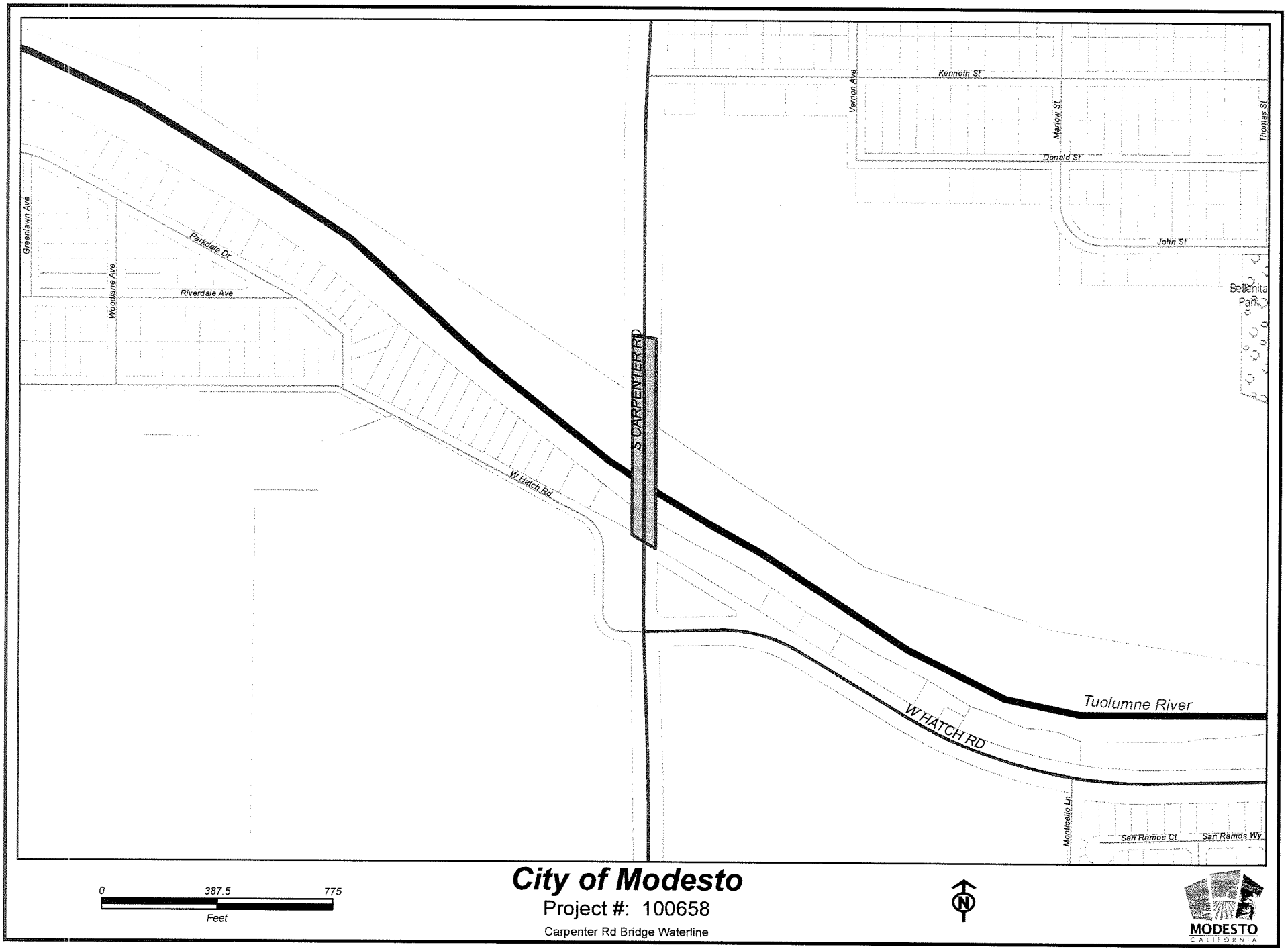

City of Modesto

Project #: 100658

Carpenter Rd Bridge Waterline

MODESTO
CALIFORNIA

Carpenter Rd Bridge Waterline

100658

Capital Unsponsored

Cost Center: 49999
Hosting Fund: Water Fund - CIP Projects-4180
Element Listing: Comm Svcs & Fac
Classification: Replacement

Category: Water
Type Class: Water
Area: System Wide
Manager: Christensen, Robert Francis

Start Date: 2012
End Date: 2014
Status: Active
Const. Code: Not Awarded

Proj Desc: This project will provide funding for construction of approximately 650 LF of new 20" waterline to be installed in the Carpenter Road Bridge Crossing of Tuolumne River. This waterline will be installed concurrently with the Carpenter Road Bridge Seismic Retrofit Project #100053 (H465).

Proj Stat: Project construction is underway, with anticipated completion in spring, 2013.

Expenditures	Budget	Actual+Commit	Available	Prop. Inc./Dec. for 13-14	Budget+Prop. Inc./Dec.	Avail.+Prop. Inc./Dec.	14-15	15-16	16-17	17-18	Total Budgeted up to 2018
CA Construction Admin	20,814	1,085	19,729	0	20,814	19,729	0	0	0	0	20,814
CCF City Construction Fo	13,800	5,632	8,168	0	13,800	8,168	0	0	0	0	13,800
CON Construction	226,500	226,435	65	0	226,500	65	0	0	0	0	226,500
CTGY-CIP Contingency - CIP	20,630	0	20,630	0	20,630	20,630	0	0	0	0	20,630
EDA Eng/Design/Admin	6,363	2,885	3,478	0	6,363	3,478	0	0	0	0	6,363
Expenditure Totals:	288,107	236,037	52,070	0	288,107	52,070	0	0	0	0	288,107

Fund Balance Required	Budget+Prop. Inc./Dec.	Available+Prop. Inc./Dec.
Water Fund - CIP Projects-4180	288,107	52,070

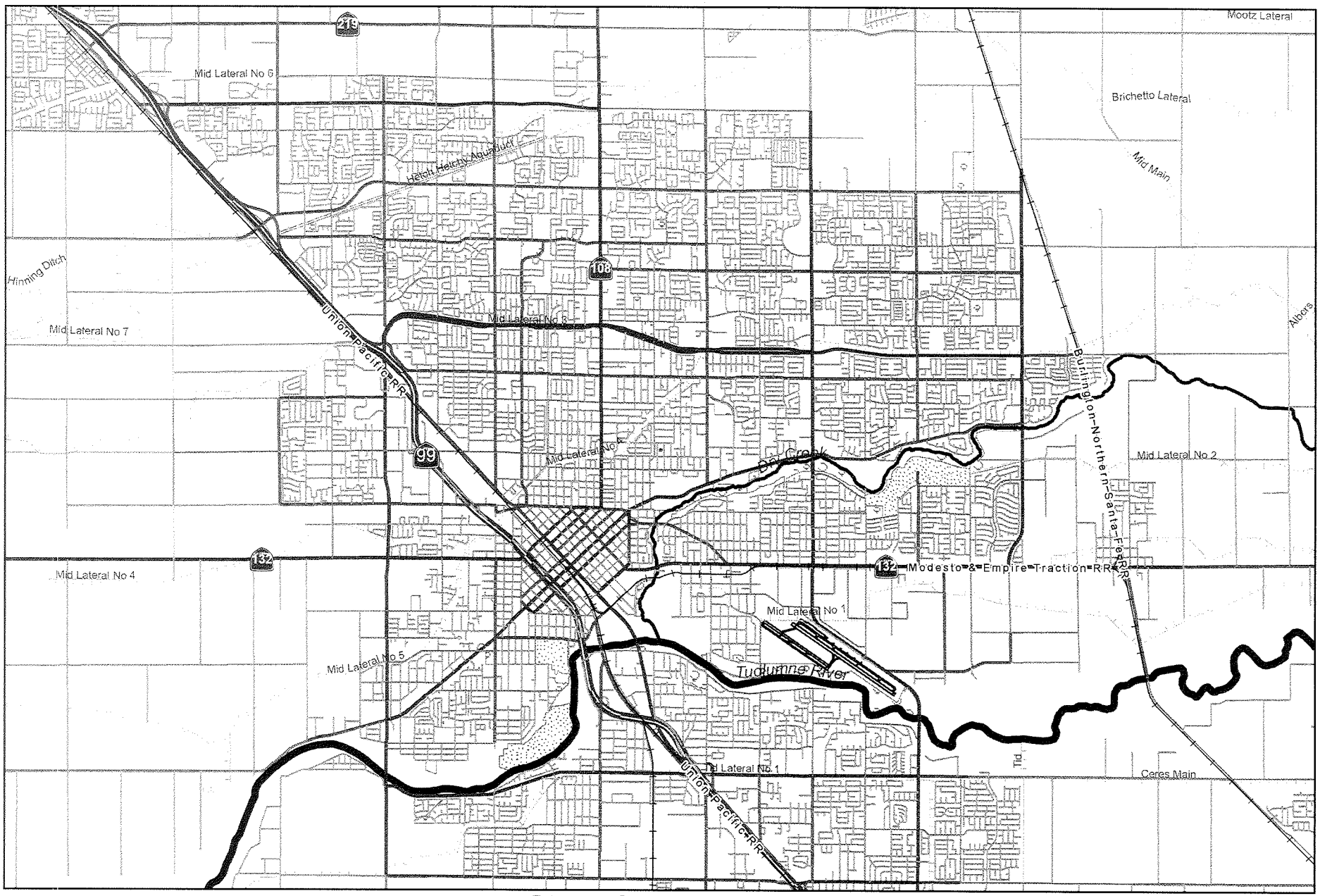

0 5,500 11,000
Feet

City of Modesto

Project #: 100665

PW - Utility Cuts -WTS new Connections

MODESTO
CALIFORNIA

PW - Utility Cuts -WTS new Connections

100665

Capital Unsponsored

Cost Center:	59999	*Category:*	Water	*Start Date:*	2012
Hosting Fund:	Water Fund - CIP Projects-4180	*Type Class:*	Water	*End Date:*	2020
Element Listing:	Comm Svcs & Fac	*Area:*	Within City	*Status:*	Active
Classification:	Improvements	*Manager:*	Savidge, David L	*Const. Code:*	Under Construction

Proj Desc: This project funds pavement repairs related to WTS connections for new development.

Proj Stat: Project in progress - budget was adjusted to reflect reduction in new development. Forty-five new connections were completed during this fiscal year.

Expenditures	Budget	Actual+Commit	Available	Prop. Inc./Dec. for 13-14	Budget+Prop. Inc./Dec.	Avail.+Prop. Inc./Dec.	14-15	15-16	16-17	17-18	Total Budgeted up to 2018
CCF City Construc: Force	101,726	9,160	92,566	-42,566	59,160	50,000	50,000	50,000	50,000	100,000	309,160
EDA Eng/Design/Admin	1,500	1,323	177	0	1,500	177	1,500	1,500	1,500	1,500	7,500
Expenditure Totals:	103,226	10,483	92,743	-42,566	60,660	50,177	51,500	51,500	51,500	101,500	316,660

Fund Balance Required	Budget+Prop. Inc./Dec.	Available+Prop. Inc./Dec.
Water Fund - CIP Projects-4180	60,660	50,177

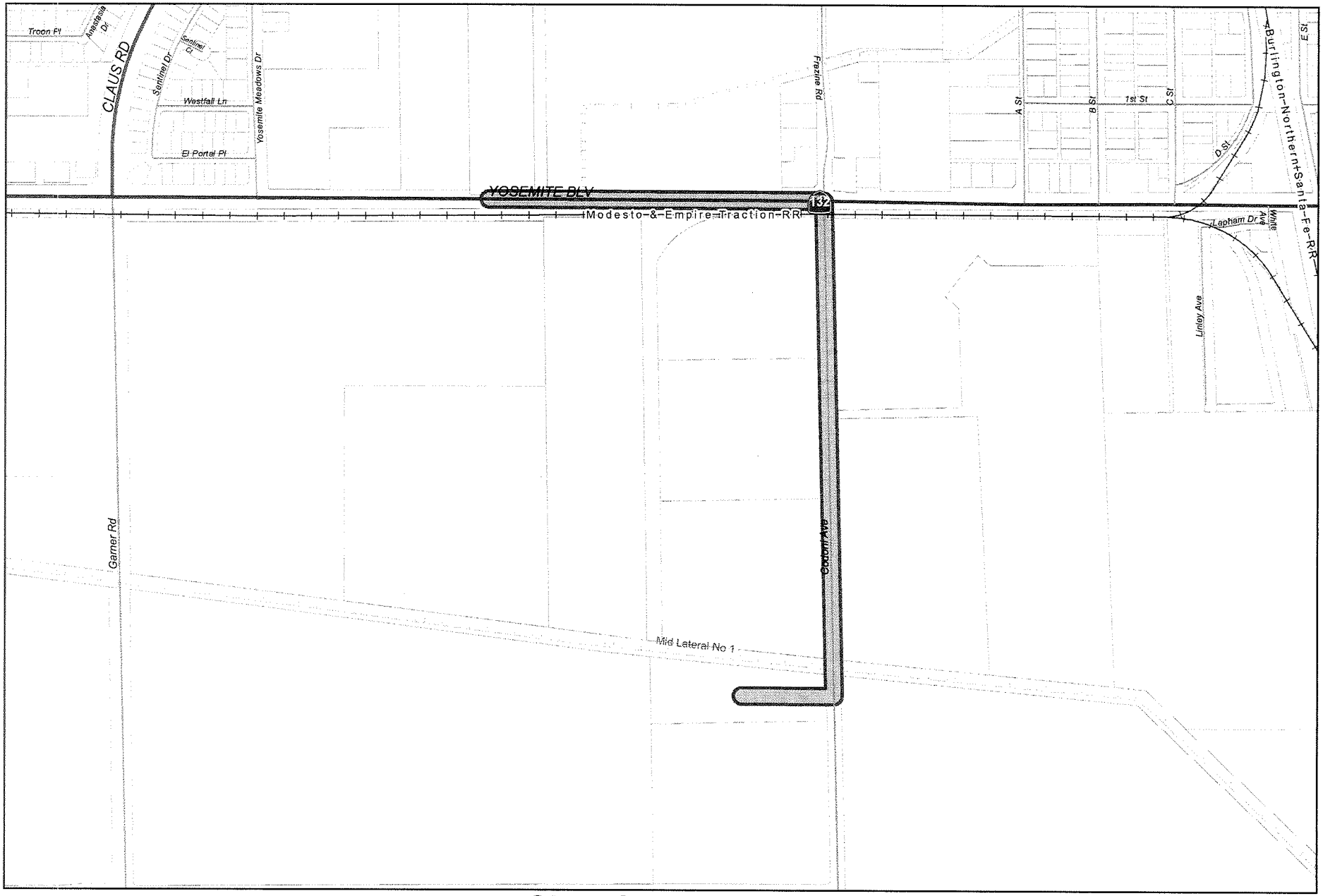

0 550 1,100
Feet

City of Modesto

Project #: 100672

UPP - Codoni Transmission Mains

MODESTO
CALIFORNIA

UPP - Codoni Transmission Mains

100672

Capital Unsponsored

Cost Center:	49999	*Category:*	Water	*Start Date:*	2012
Hosting Fund:	Water Fund - CIP Projects-4180	*Type Class:*	Water	*End Date:*	2020
Element Listing:	Comm Svcs & Fac	*Area:*	System Wide	*Status:*	Active
Classification:	Improvements	*Manager:*	Christensen, Robert Francis	*Const. Code:*	Not Awarded

Proj Desc: This project will fund the design and construction of transmission mains to convey flows into and out of the proposed Industrial Tank 13 and pumpstation. The project will consist of approximately 4,400 l.f. of transmission main to convey flows from the MID transmission system to the proposed tank. This main will extend from approximately 1600 ft. west of the Codoni / Yosemite intersection, then approximately 2800 l.f. to the south along Codoni to the proposed Industrial Tank site. A second parallel transmission main will be constructed for approx. 2800 l.f. ir Codoni from the tank site to the Codoni / Yosemite intersection to convey flows from the tank to the distribution system. A separate transmission main to serve the Industrial Tank project will be constructed under the separate CIP for Downstream Improvements: Industrial Tank Pipelines Account CIP 100467 and is not a part of this CIP. The Industrial Tank 13 and Booster Pump Station will also be constructed under a separate CIP 100475.

Proj Stat: Conceptual layout and cost estimate complete. Final design and construction funding anticipated to be available in FY 18/19.

Expenditures	Budget	Actual+Commit	Available	Prop. Inc./Dec. for 13-14	Budget+Prop. Inc./Dec.	Avail.+Prop. Inc./Dec.	14-15	15-16	16-17	17-18	Total Budgeted up to 2018
EDA Eng/Design/Admin	5,000	122	4,878	0	5,000	4,878	0	0	0	0	5,000
Expenditure Totals:	5,000	122	4,878	0	5,000	4,878	0	0	0	0	5,000

Fund Balance Required	Budget+Prop. Inc./Dec.	Available+Prop. Inc./Dec.
Water Fund - CIP Projects-4180	5,000	4,878

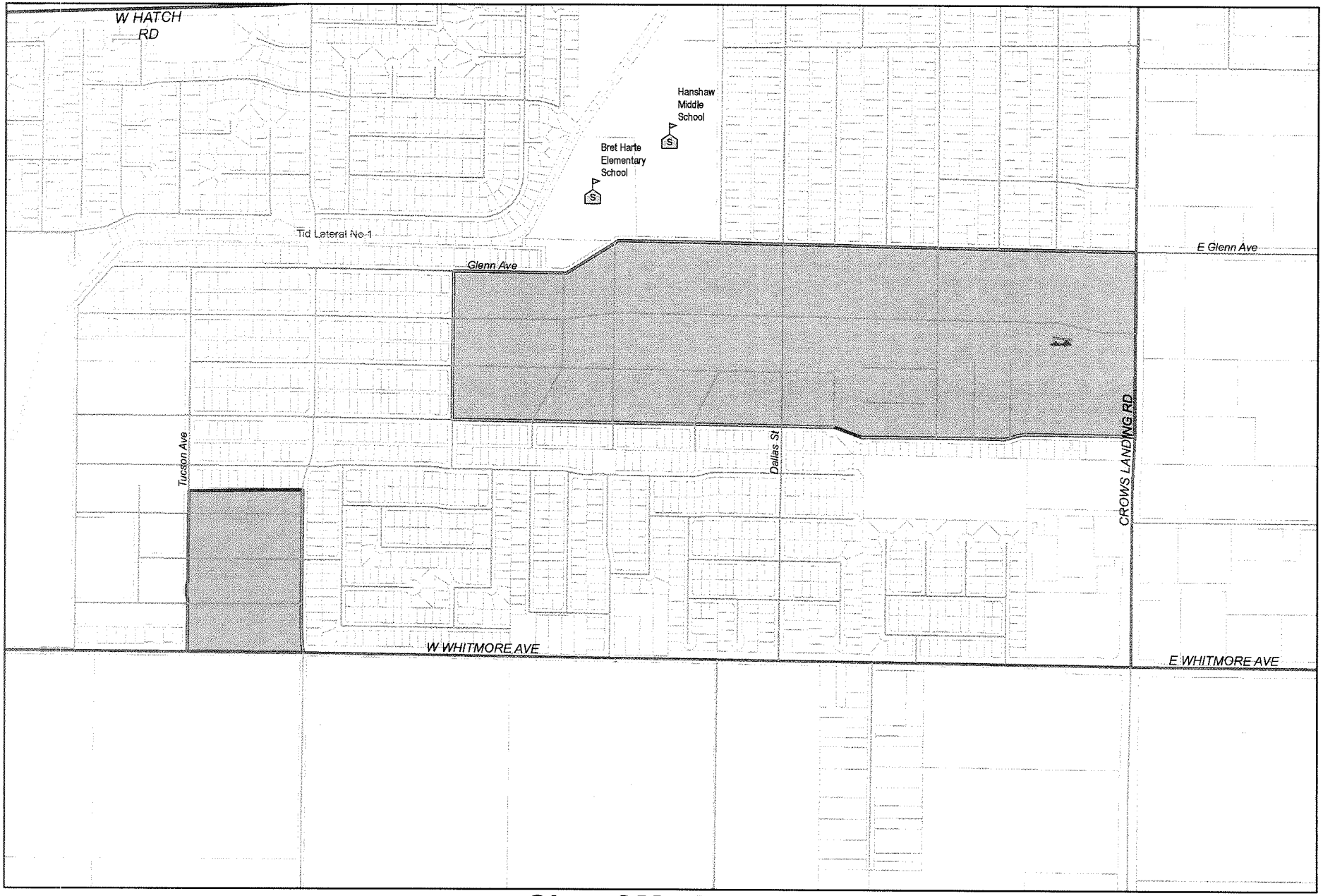

0 750 1,500
Feet

City of Modesto

Project #: 100685

Stren & Repl So. Modesto Ph. 2

MODESTO
CALIFORNIA

Stren & Repl So. Modesto Ph. 2

100685

Capital Unsponsored

Cost Center:	49999	*Category:*	Water	*Start Date:*	2013
Hosting Fund:	Water Fund - CIP Projects-4180	*Type Class:*	Water	*End Date:*	2016
Element Listing:	Comm Svcs & Fac	*Area:*	System Wide	*Status:*	Active
Classification:	Improvements	*Manager:*	Christensen, Robert Francis	*Const. Code:*	Not Awarded

Proj Desc: This project will provide funding to replace existing water mains in the area generally bounded by Glenn Ave. on the north, Rutherford St. on the west, Lassen Ave. on the south, Crows Landing Rd. on the east. Additionally, project is currently proposed to include Modoc Ave., Placer Ave., Plumas Ave. and W. Whitmore Ave. between Tucson Ave. and Ustick; as well as Tucson Ave. from Marin to W. Whitmore. In addition, project will install new residential services and will replace hydrants, valves and other appurtenances in accordance with City standards.

Proj Stat: Conceptual Design Report prepared. Preparation of design documents to be completed in FY 13/14. Construction is proposed for FY 14/15, thus a budget decrease is proposed for FY 13/14.

Expenditures	Budget	Actual+Commit	Available	Prop. Inc./Dec. for 13-14	Budget+Prop. Inc./Dec.	Avail.+Prop. Inc./Dec.	14-15	15-16	16-17	17-18	Total Budgeted up to 2018
CA Construction Admin	200,000	0	200,000	-200,000	0	0	200,000	0	0	0	200,000
CCF City Construc; Force	40,000	0	40,000	-40,000	0	0	40,000	0	0	0	40,000
CON Construction	2,000,000	0	2,000,000	-2,000,000	0	0	2,000,000	0	0	0	2,000,000
CTGY-CIP Contingency - CIP	200,000	0	200,000	-200,000	0	0	200,000	0	0	0	200,000
EDA Eng/Design/Admin	200,000	0	200,000	0	200,000	200,000	0	0	0	0	200,000
Expenditure Totals:	2,640,000	0	2,640,000	-2,440,000	200,000	200,000	2,440,000	0	0	0	2,640,000

Fund Balance Required	Budget+Prop. Inc./Dec.	Available+Prop. Inc./Dec.
Water Fund - CIP Projects-4180	200,000	200,000

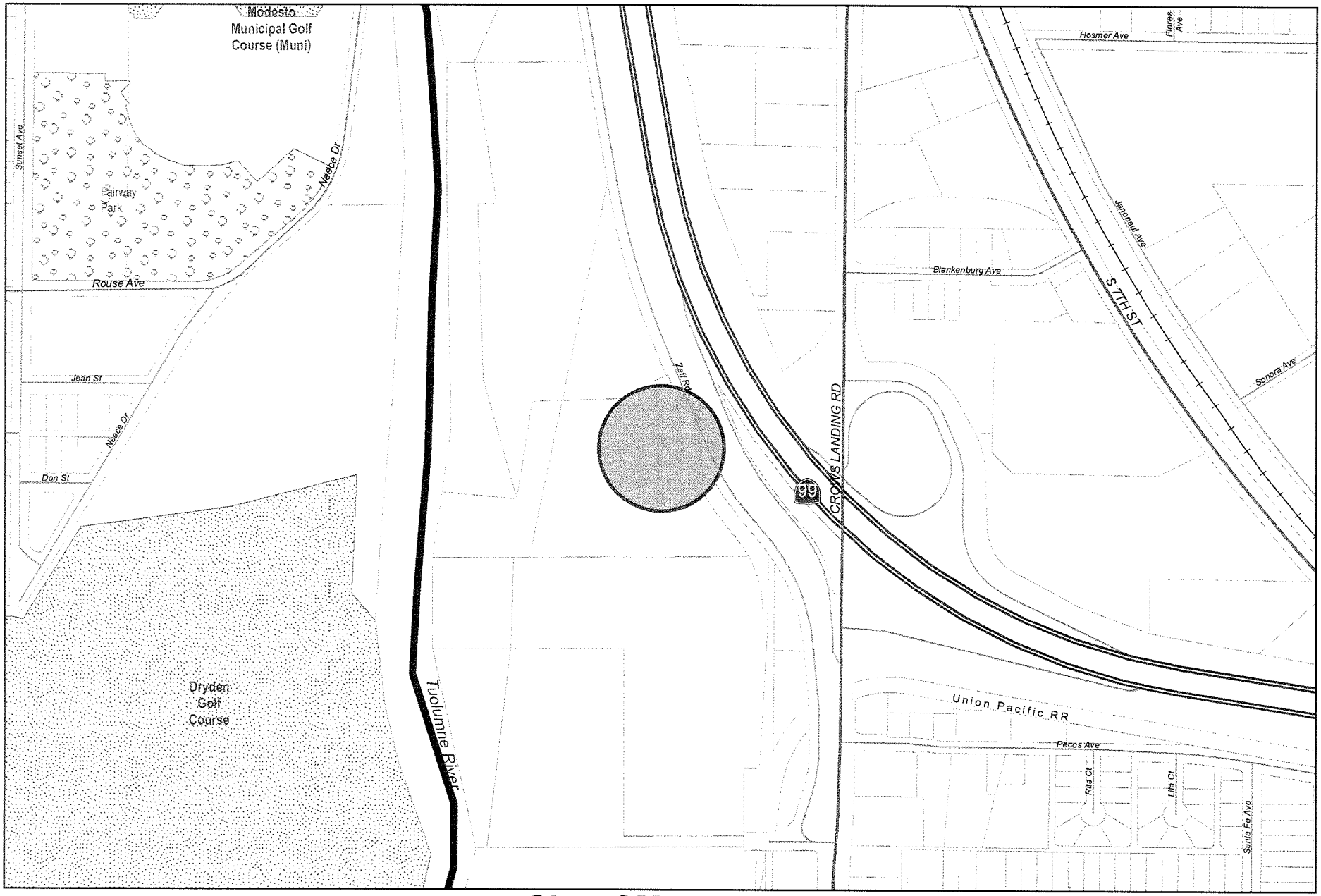

0 387.5 775
Feet

City of Modesto

Project #: 100686

Interior Recoat Tank 3

MODESTO
CALIFORNIA

Interior Recoat Tank 3

100686

Capital Unsponsored

Cost Center:	49999	*Category:*	Water	*Start Date:*	2013
Hosting Fund:	Water Fund - CIP Projects-4180	*Type Class:*	Water	*End Date:*	2015
Element Listing:	Comm Svcs & Fac	*Area:*	Within City	*Status:*	Active
Classification:	Improvements	*Manager:*	Christensen, Robert Francis	*Const. Code:*	Not Awarded

Proj Desc: This project will provide funding interior recoating and cathodic protection necessary to prevent corrosion of the steel water tank walls. Minor repairs may also be performed within the tank should there be items that have been damaged due to corrosion.

Proj Stat: Conceptual Design Report prepared. Preparation of design documents to be completed by summer of 2013. Construction to begin late 2013.

Expenditures	Budget	Actual+Commit	Available	Prop. Inc./Dec. for 13-14	Budget+Prop. Inc./Dec.	Avail.+Prop. Inc./Dec.	14-15	15-16	16-17	17-18	Total Budgeted up to 2018
CA Construction Admin	40,800	0	40,800	0	40,800	40,800	0	0	0	0	40,800
CCF City Construct Force	5,000	0	5,000	0	5,000	5,000	0	0	0	0	5,000
CON Construction	340,000	0	340,000	0	340,000	340,000	0	0	0	0	340,000
CTGY-CIP Contingency - CIP	34,000	0	34,000	0	34,000	34,000	0	0	0	0	34,000
EDA Eng/Design/Admin	34,000	0	34,000	0	34,000	34,000	0	0	0	0	34,000
Expenditure Totals:	453,800	0	453,800	0	453,800	453,800	0	0	0	0	453,800

Fund Balance Required	Budget+Prop. Inc./Dec.	Available+Prop. Inc./Dec.
Water Fund - CIP Projects-4180	453,800	453,800

0 550 1,100
Feet

City of Modesto

Project #: 100687

Airport Water Main

MODESTO
CALIFORNIA

Airport Water Main

100687

Capital Unsponsored

Cost Center:	59999	*Category:*	Water	*Start Date:*	2013
Hosting Fund:	Water Fund - CIP Projects-4180	*Type Class:*	Water	*End Date:*	2013
Element Listing:	Comm Svcs & Fac	*Area:*	System Wide	*Status:*	Active
Classification:	Replacement	*Manager:*	Savidge, David L	*Const. Code:*	Under Construction

Proj Desc: This project will replace under-sized water mains in the Airport neighborhood. 16,040 feet of 8" water main, 350 services and 21 fire hydrants will be installed.

Proj Stat: Project began in October 2012 with an anticipated completion date of May 2013.

Expenditures	Budget	Actual+Commit	Available	Prop. Inc./Dec. for 13-14	Budget+Prop. Inc./Dec.	Avail.+Prop. Inc./Dec.	14-15	15-16	16-17	17-18	Total Budgeted up to 2018
CA Construction Admin	15,850	0	15,850	0	15,850	15,850	0	0	0	0	15,850
CCF City Construct Force	1,360,008	426,294	933,714	0	1,360,008	933,714	0	0	0	0	1,360,008
EDA Eng/Design/Admin	29,308	3,879	25,429	0	29,308	25,429	0	0	0	0	29,308
Expenditure Totals:	1,405,166	430,173	974,993	0	1,405,166	974,993	0	0	0	0	1,405,166

Fund Balance Required	Budget+Prop. Inc./Dec.	Available+Prop. Inc./Dec.
Water Fund - CIP Projects-4180	1,405,166	974,993

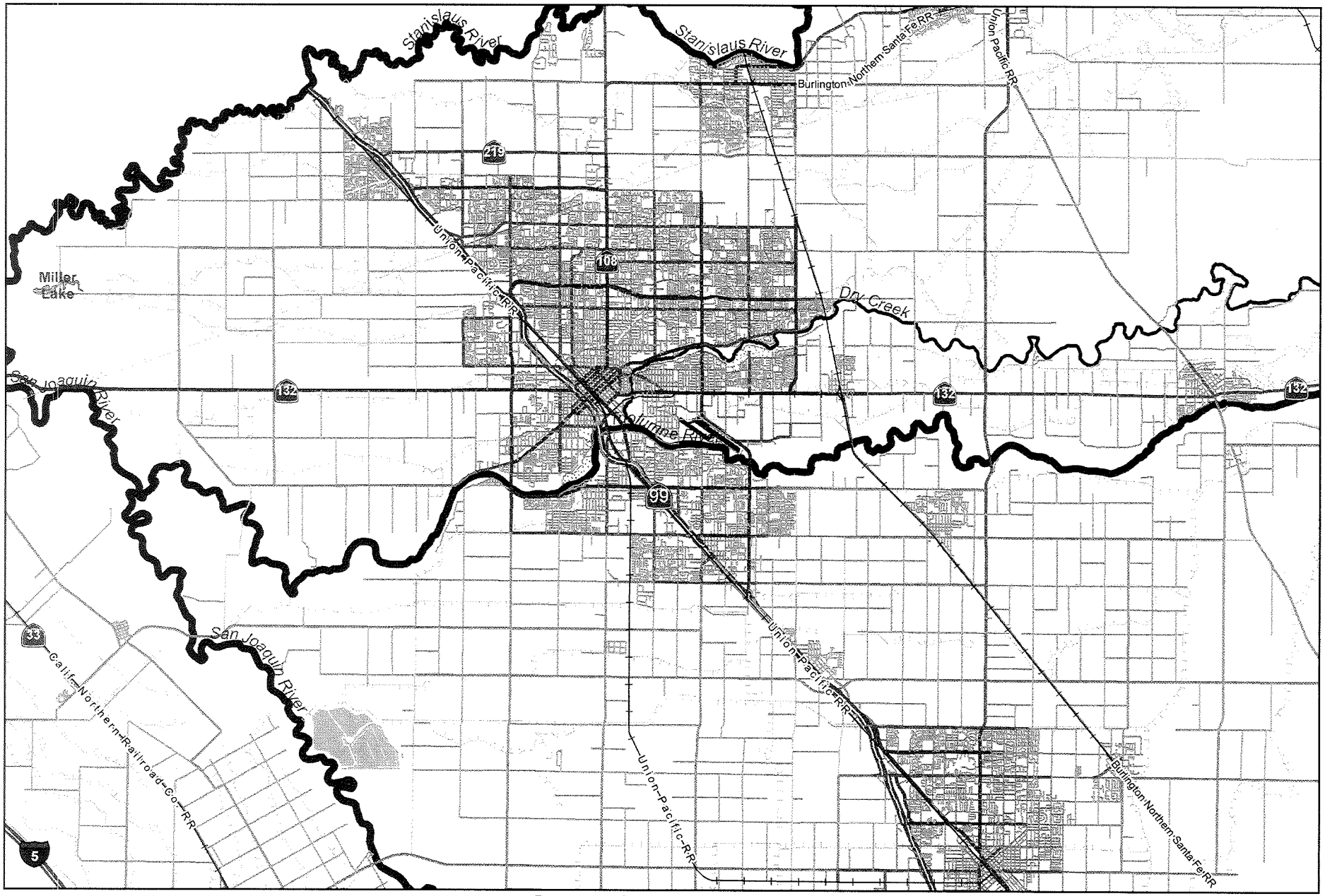

0 13,000 26,000
Feet

City of Modesto

Project #: 100695

Water Master Plan

MODESTO
CALIFORNIA

Water Master Plan

100695

Capital Unsponsored

Cost Center:	49999	*Category:*	Water	*Start Date:*	2013
Hosting Fund:	Water Fund - CIP Projects-4180	*Type Class:*	Water	*End Date:*	2014
Element Listing:	Comm Svcs & Fac	*Area:*	System Wide	*Status:*	Active
Classification:	Improvements	*Manager:*	Bond, Jack R	*Const. Code:*	Not Awarded

Proj Desc: This project will provide funding for the preparation of a system-wide Water Master Plan (WMP) and complete the associated environmental review (CEQA) work. The WMP will address, among other items, future sources of supply, water quality issues, water demands, conjuntive use strategies, water system modeling updates and capital improvements (for both existing and future customers).

This project replaced 100487 due to a project conversion error into the new project/grants database.

Proj Stat: Water Master Plan is expected to be completed by FY13-14

Expenditures	Budget	Actual+Commit	Available	Prop. Inc./Dec. for 13-14	Budget+Prop. Inc./Dec.	Avail.+Prop. Inc./Dec.	14-15	15-16	16-17	17-18	Total Budgeted up to 2018
EDA Eng/Design/Admin	1,792,776	85,429	1,707,347	0	1,792,776	1,707,347	0	0	0	0	1,792,776
ENV ENV Environmental	200,000	0	200,000	0	200,000	200,000	0	0	0	0	200,000
Expenditure Totals:	1,992,776	85,429	1,907,347	0	1,992,776	1,907,347	0	0	0	0	1,992,776

Fund Balance Required	Budget+Prop. Inc./Dec.	Available+Prop. Inc./Dec.
Water Fund - CIP Projects-4180	1,992,776	1,907,347

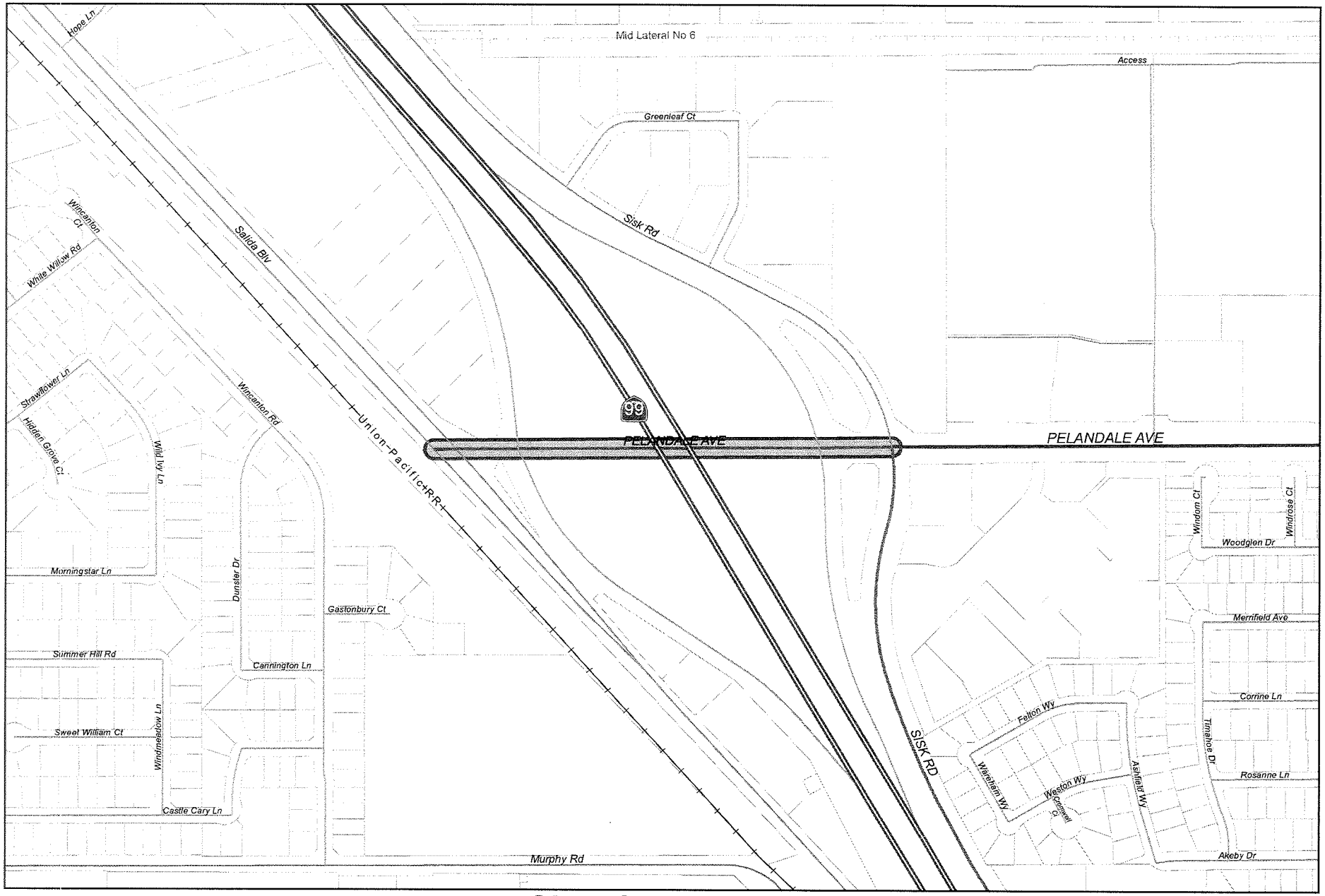

0 387.5 775
Feet

City of Modesto

Project #: 100705

UPP - Pelandale Water SR99 Interchg

N

MODESTO
CALIFORNIA

UPP - Pelandale Water SR99 Interchg

100705

Capital Unsponsored

Cost Center:	49999	*Category:*	Water	*Start Date:*	2012
Hosting Fund:	Water Fund - CIP Projects-4180	*Type Class:*	Water	*End Date:*	2013
Element Listing:	Comm Svcs & Fac	*Area:*	Within City	*Status:*	Active
Classification:	Improv	*Manager:*	Christensen, Robert Francis	*Const. Code:*	New or Future

Proj Desc: This project will install a new water main from Salida Boulevard to Sisk Road along Pelandale Avenue across the proposed new Highway 99 Interchange (#100046).

Proj Stat: The majority of the portion of this pipeline is proposed to be installed concurrently with the construction of the new interchange. The pipeline will be installed in one of the box girder openings in the bridge structure.

Expenditures	Budget	Actual+Commit	Available	Prop. Inc./Dec. for 13-14	Budget+Prop. Inc./Dec.	Avail.+Prop. Inc./Dec.	14-15	15-16	16-17	17-18	Total Budgeted up to 2018
CA Construction Admin	27,700	0	27,700	0	27,700	27,700	0	0	0	0	27,700
CCF City Construct Force	22,160	0	22,160	0	22,160	22,160	0	0	0	0	22,160
CON Construction	277,000	0	277,000	0	277,000	277,000	0	0	0	0	277,000
CTGY Contingency - CIP	27,700	0	27,700	0	27,700	27,700	0	0	0	0	27,700
EDA Eng/Design/Admin	33,240	1,071	32,169	0	33,240	32,169	0	0	0	0	33,240
Expenditure Totals:	387,800	1,071	386,729	0	387,800	386,729	0	0	0	0	387,800

Fund Balance Required	Budget+Prop. Inc./Dec.	Available+Prop. Inc./Dec.
Water Fund - CIP Projects-4180	387,800	386,729

0 750 1,500
Feet

City of Modesto

Project #: 100733

South 9th St. Industrial Area Water System Strengthen & Replace

MODESTO
CALIFORNIA

South 9th St. Industrial Area Water System Strengthen & Replace

100733

Capital Unsponsored

Cost Center:	49999	*Category:*	Water	*Start Date:*	2013
Hosting Fund:	Water Fund - CIP Projects-4180	*Type Class:*	Water	*End Date:*	2016
Element Listing:	Comm Svcs & Fac	*Area:*	System Wide	*Status:*	New
Classification:	Replace	*Manager:*	Christensen, Robert Francis	*Const. Code:*	New or Future

Proj Desc: This project will provide funding to replace existing water mains within the industrial area generally bounded by South 9th Street, Janopaul Avenue and River Road. Existing water mains in this area are old, undersized steel mains which are prone to leaking and low pressures. This project will replace the existing system with City standard water mains, valves and hydrants to improve system reliability, flows and pressures. Project design will begin in summer 2013, with construction anticipated to begin in 2016. Given the relatively large project area, the project may need to be constructed in incremental phases depending on funding and workload.

Proj Stat: Project design will begin in FY 13/14, with the first phase of construction to begin in FY 15/16.

Expenditures	Budget	Actual+Commit	Available	Prop. Inc./Dec. for 13-14	Budget+Prop. Inc./Dec.	Avail.+Prop. Inc./Dec.	14-15	15-16	16-17	17-18	Total Budgeted up to 2018
CA Construction Admin	0	0	0	0	0	0	0	170,000	0	0	170,000
CCF City Construct Forces	0	0	0	0	0	0	0	20,000	0	0	20,000
CON Construction	0	0	0	0	0	0	0	1,700,000	0	0	1,700,000
CTGY Contingency - CIP	0	0	0	0	0	0	0	170,000	0	0	170,000
EDA Eng/Design/Admin	0	0	0	175,000	175,000	175,000	0	0	0	0	175,000
Expenditure Totals:		0	0	175,000	175,000	175,000	0	2,060,000	0	0	2,235,000

Fund Balance Required	Budget+Prop. Inc./Dec.	Available+Prop. Inc./Dec.
Water Fund - CIP Projects-4180	175,000	175,000

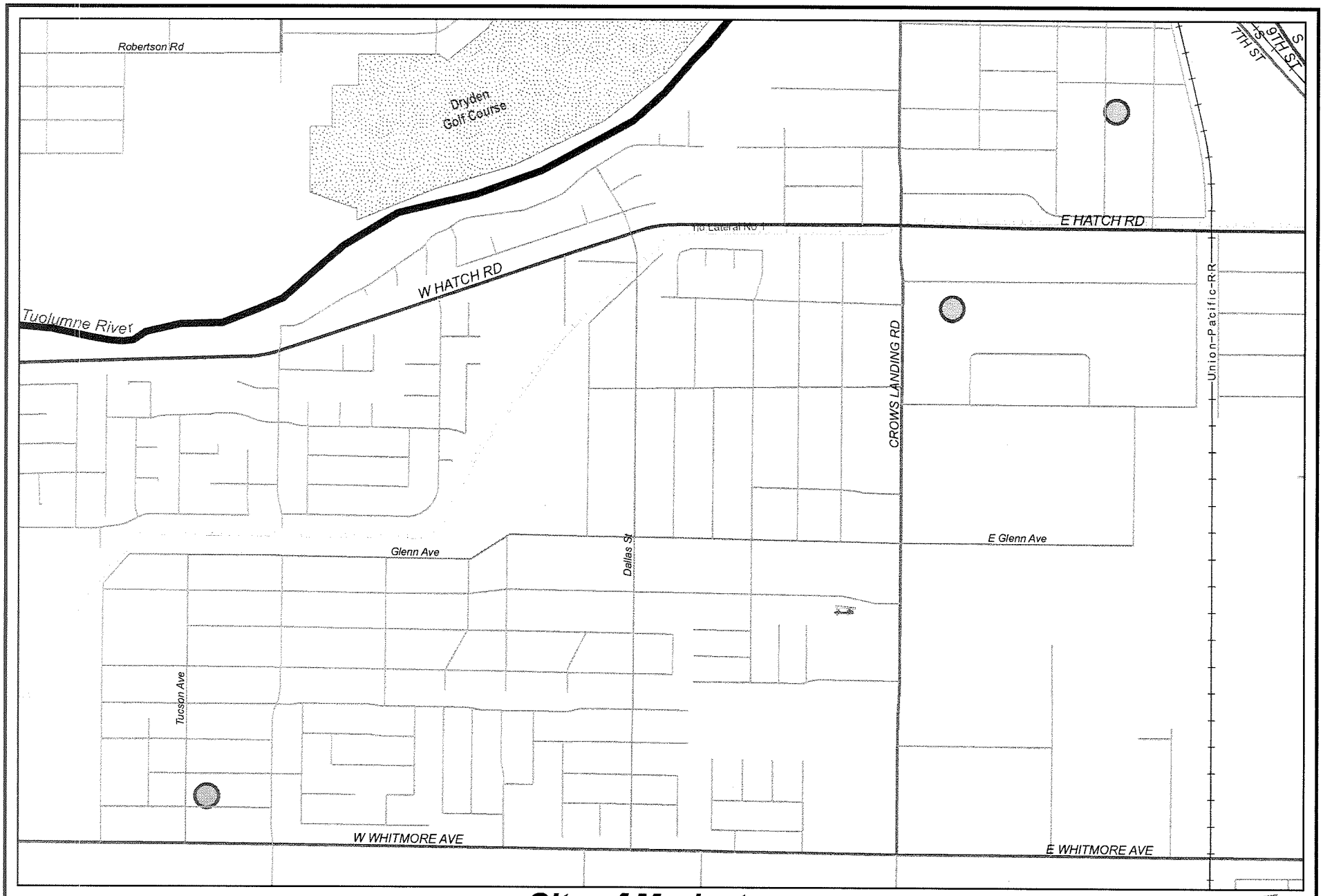

0 1,000 2,000
Feet

City of Modesto

Project #: 100734

Interior Recoat - Tank 7

MODESTO
CALIFORNIA

Interior Recoat - Tank 7

100734

Capital Unsponsored

Cost Center:	49999	*Category:*	Water	*Start Date:*	2013
Hosting Fund:	Water Fund - CIP Projects-4180	*Type Class:*	Water	*End Date:*	2015
Element Listing:	Comm Svcs & Fac	*Area:*	System Wide	*Status:*	New
Classification:	Maint	*Manager:*	Christensen, Robert Francis	*Const. Code:*	New or Future

Proj Desc: This project will provide funding for removal and replacement of the existing interior coating of Tank 7 in order to prevent corrosion of the steel water tank walls. Should there be items that have been damaged due to corrosion, cathodic protection system replacement and other minor repairs may also be replaced.

Proj Stat: Project design to be completed in FY 13/14, with construction to follow.

Expenditures	Budget	Actual+Commit	Available	Prop. Inc./Dec. for 13-14	Budget+Prop. Inc./Dec.	Avail.+Prop. Inc./Dec.	14-15	15-16	16-17	17-18	Total Budgeted up to 2018
CA Construction Admin	0	0	0	15,000	15,000	15,000	0	0	0	0	15,000
CCF City Construct Forces	0	0	0	5,000	5,000	5,000	0	0	0	0	5,000
CON Construction	0	0	0	150,000	150,000	150,000	0	0	0	0	150,000
CTGY Contingency - CIP	0	0	0	15,000	15,000	15,000	0	0	0	0	15,000
EDA Eng/Design/Admin	0	0	0	30,000	30,000	30,000	0	0	0	0	30,000
Expenditure Totals:		0	0	215,000	215,000	215,000	0	0	0	0	215,000

Fund Balance Required	Budget+Prop. Inc./Dec.	Available+Prop. Inc./Dec.
Water Fund - CIP Projects-4180	215,000	215,000

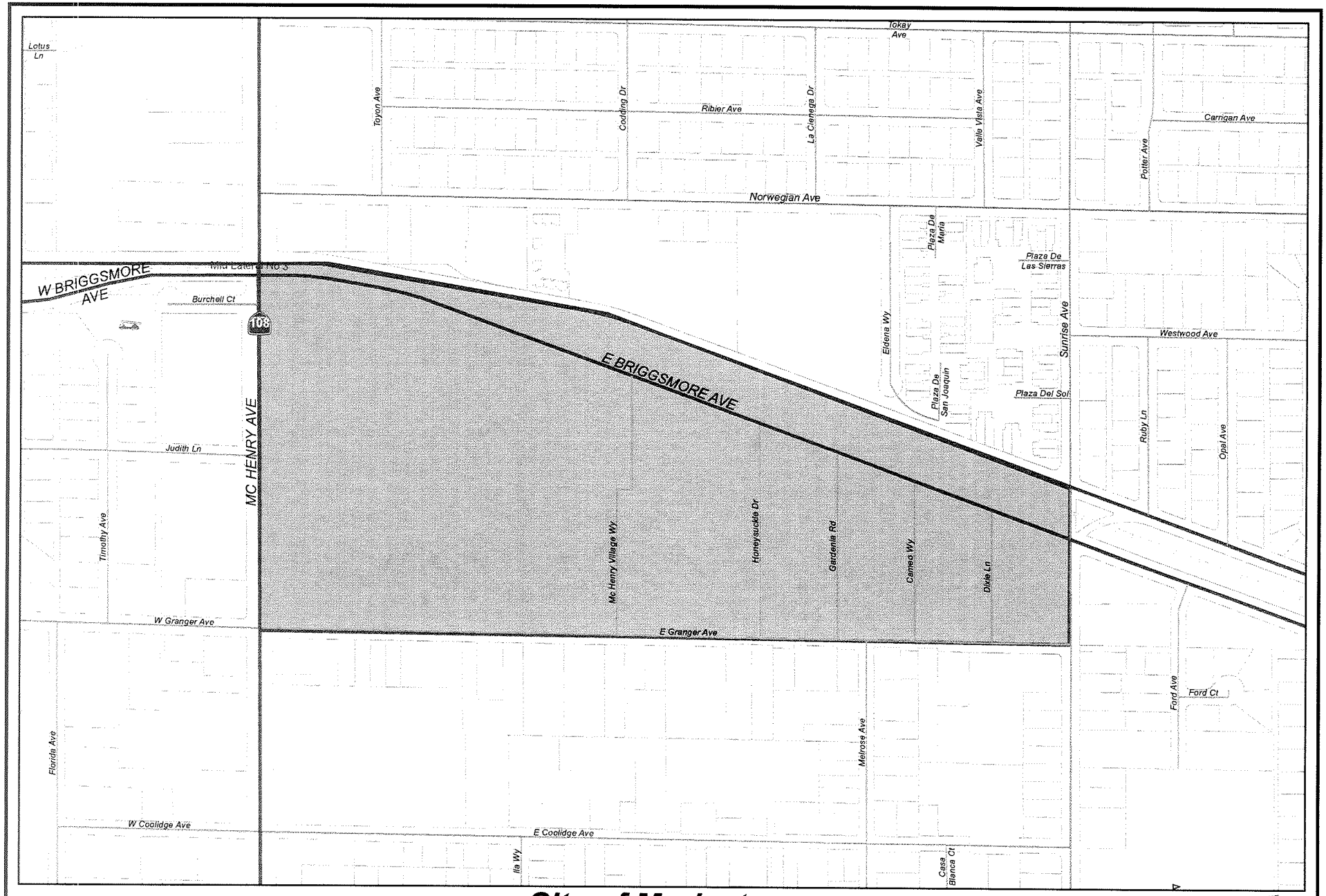

0 387.5 775
Feet

City of Modesto

Project #: 100745

McHenry Village - East Water Main Replacement

N

MODESTO
CALIFORNIA

McHenry Village - East Water Main Replacement

100745

Capital Unsponsored

Cost Center:	59999	*Category:*	Water	*Start Date:*	2014
Hosting Fund:	Water Fund - CIP Projects-4180	*Type Class:*	Water	*End Date:*	2014
Element Listing:	Comm Svcs & Fac	*Area:*	Within City	*Status:*	New
Classification:	Replace	*Manager:*	Savidge, David L	*Const. Code:*	New or Future

Proj Desc: Rehabilitation of water mains in the McHenry Village - East area between McHenry and Sunrise and between Briggsmore and Grainger. This project will replace 2,960 feet of 8" water main, 360 feet of 10" water main, 60 water services and 10 fire hydrants.

Proj Stat: This project is planned for the Spring of 2014.

Expenditures	Budget	Actual+Commit	Available	Prop. Inc./Dec. for 13-14	Budget+Prop. Inc./Dec.	Avail.+Prop. Inc./Dec.	14-15	15-16	16-17	17-18	Total Budgeted up to 2018
CCF CCF	0	0	0	275,000	275,000	275,000	0	0	0	0	275,000
EDA Eng/Design/Admin	0	0	0	16,500	16,500	16,500	0	0	0	0	16,500
Expenditure Totals:		0	0	291,500	291,500	291,500	0	0	0	0	291,500

Fund Balance Required	Budget+Prop. Inc./Dec.	Available+Prop. Inc./Dec.
Water Fund - CIP Projects-4180	291,500	291,500

MAP IS CURRENTLY UNAVAILABLE

UPP - Well 299 Arsenic Treatment

100752

Capital Unsponsored

Cost Center:	49999	*Category:*	Water	*Start Date:*	2013
Hosting Fund:	Water Fund - CIP Projects-4180	*Type Class:*	Water	*End Date:*	2019
Element Listing:	Comm Svcs & Fac	*Area:*	System Wide	*Status:*	New
Classification:	Improv	*Manager:*	Christensen, Robert Francis	*Const. Code:*	New or Future

Proj Desc: This project will provide funding to install a treatment system to reduce the level of arsenic contamination from Well 299, a Salida area well. Well 299 is a critical component of the Salida area water system, and recent testing data suggests the need for future arsenic treatment to allow the continued operation of the well. As of April 2013, the well still operates within the requirements of the California Dept. of Public Health, as there has not been enough quarterly sampling data to require a shutdown. However, if arsenic levels in the well continue to be elevated, the City will be required to shut down the well until effective treatment measures are in place. It is proposed to begin design immediately, with construction initially scheduled in fy 2018/2019. Construction timing and priority will be re-evaluated in 2014 based on arsenic testing data available at that time, which may require revisions to the project construction budget and timing.

Proj Stat: Design will begin in FY 13/14 upon approval of budget.

Expenditures	Budget	Actual+Commit	Available	Prop. Inc./Dec. for 13-14	Budget+Prop. Inc./Dec.	Avail.+Prop. Inc./Dec.	14-15	15-16	16-17	17-18	Total Budgeted up to 2018
EDA Eng/Design/Admin	0	0	0	200,000	200,000	200,000	0	0	0	0	200,000
Expenditure Totals:		0	0	200,000	200,000	200,000	0	0	0	0	200,000

Fund Balance Required	Budget+Prop. Inc./Dec.	Available+Prop. Inc./Dec.
Water Fund - CIP Projects-4180	200,000	200,000

THIS PAGE LEFT BLANK INTENTIONALLY