CITY OF MODESTO CALIFORNIA

FISCAL YEAR 2020/21 THROUGH 2024/25

CAPITAL IMPROVEMENT PROGRAM

QUALITY OF LIFE

Engage partners across the community to ensure the safety, resilience, and attractiveness of Modesto.

ECONOMIC VITALITY

Retain and attract residential, commercial, and industrial development to meet the community's needs today and for the next generation.

GOVERNANCE AND SERVICE DELIVERY

Build community trust in City government through responsive, transparent and efficient service delivery.

In accordance with the requirements of Title II of the Americans with Disabilities Act (“ADA”) of 1990, the Fair Employment & Housing Act (“FEHA”), the Rehabilitation Act of 1973 (as amended), Government Code section 11135 and other applicable codes, the City of Modesto (“City”) will not discriminate against individuals on the basis of disability in the City’s services, programs, or activities. For more information, please visit the City of Modesto website at https://www.modestogov.com/865/Americans-with-Disabilities-Act-ADA

Table of Contents

Introduction

CIP Document Structure and Approval Process 1

Sample of a Detail Project Page 4

CIP Glossary of Terms 5

Policy 7

Task Force 11

Airport 16

Fleet 19

Information Technology 22

Miscellaneous 28

Parking 41

Parks 44

Public Safety 92

Storm Drainage 111

Transportation 120

Transit 288

Wastewater 311

Water 421

Capital Improvement Program
Document Structure and Approval Process

CIP Comprehensive Document

The Capital Improvement Program document presents the ten-year capital program for the city. This document includes detailed project information broken out by the major infrastructure categories shown below. In addition, a narrative that gives an overview of the projects, project highlights, major accomplishments, policy issues and unmet needs has been provided by the department overseeing these projects.

- Airport
- Fleet
- Information Technology
- Miscellaneous
- Parking
- Parks Systems
- Public Safety
- Storm Drainage
- Traffic Circulation
- Transit
- Wastewater
- Water

The Detail Page for each project reflects the following information:

- CIP Number
- Fund and Cost Center
- Element {Community Growth, Community Development, Housing, Community Services & Facilities, Public Safety or Environmental Resources & Open Spaces}
- Manager Responsible for Project
- Year project started and Year project is expected to be completed
- Project Status {New, Future, Active}
- All Expenditure accounts with current and future budget amounts
- All Revenue sources with current and future budgets amounts
- Any Transfers from other City of Modesto funds
- Any Fund Balance requirements in order to supplement the cost of the project

This year the reader will find a spreadsheet included in the inside flap of the CIP binder that provides a summary of all projects that are included in the proposed CIP budget. The spreadsheet also serves as an Index to the detail page categories and CIP numbers.

Capital Improvement Program
Document Structure and Approval Process

Annual Capital Improvement Program (CIP)
The process of developing the CIP normally proceeds in parallel with the operating budget.

1. Existing Project Review: Existing projects are reviewed by department staff, with the assistance of the Finance department, to identify any projects which should be closed – either because they are complete, or because they have been inactive for an extended period of time.

2. Resource Estimation: The Finance department, in coordination with other departments, develops estimates of the City resources available for spending on capital improvements and other projects.

3. Project & Funding Source Identification: Departments identify projects to be included in the CIP document. The goal is to include both current projects and any future projects, which should commence within the ten-year timeframe of the CIP plan. Departments also identify likely project-specific funding sources (primarily State and Federal grant funds). Other resources – such as City revenues or borrowing – are identified to cover the remaining costs of projects, as far as possible.

4. CIP Balancing: The Finance department compiles project-level information prepared by departments and determines whether any City funding sources are "over-committed" – i.e. whether the amount earmarked for projects total more than the available revenues. If so, departments are asked to select projects to defer until future years in which resources may become available.

5. CIP Task Force: In 2008, a CIP Task Force was created to look at the overall needs of the City and to prioritize projects (more information of the Task Force can by located in the tab "Task Force"). All scores determined by the task force have been added to the detail pages as well as the spreadsheet view of projects. Due to decreased activity and funding over the last year, the Task Force maintained the Ranked Project list from FY 13-14.

6. Planning Commission/Effective Government Committee Presentation: Once the CIP program is balanced and ranked by the Task Force, it is presented to the joint session of the Planning Commission and the Effective Government Committee, which determines whether the CIP is consistent with the City's comprehensive land use plan and financial reasonableness. Once this finding has been made, the document is forwarded to the City

Council for adoption.

7. City Council Action: Normally, City Council action on the CIP occurs at the same time as its action on the operating budget. The CIP is forwarded to the full Council for a public hearing and adoption.

UPP - Del Rio Water Tank (100471)

100473

Capital Unsponsored

Description

Cost Center:	49999	*Category:*	Water	*Start Date:*	2008
Hosting Fund:	Water Fund - CIP Projects-4180	*Type Class:*	Water	*End Date:*	2020
Element Listing:	Comm Svcs & Fac	*Area:*	System Wide	*Status:*	Active
Classification:	Improvements	*Manager:*	Davalos, Robert	*Const. Code:*	Not Awarded

Active, New Or Future

Proj Desc: This project will provide funding to build a 0.25 million gallon water storage tank in the Del Rio water service area. In addition to the tank, plans include a 2.45 million gallon per day booster pump station, 1,000 gpm well pump and emergency generator.

It is intended to complete this project as quickly as possible due to the terms of the City's settlement agreement with the Del Rio Community Association.

Proj Stat: Property has been acquired & 35% Preliminary Design Report complete. Final design is 90% complete with construction anticipated to begin in FY 18-19

Status

Expenditures	Budget	Actual+Commit	Available	Prop. Inc./Dec. for 18-19	Budget+Prop. Inc./Dec.	Avail.+Prop. Inc./Dec.	19-20	20-21	21-22	22-23	Total Budgeted up to 2023
CA Construction Admin	600,400	391	600,009	600,000	1,200,400	1,200,009	0	0	0	0	1,200,400
CON Construction	4,149,999	0	4,149,999	3,250,000	7,399,999	7,399,999	0	0	0	0	7,399,999
CTGY Contingency-CIP	360,000	0	360,000	240,000	600,000	600,000	0	0	0	0	600,000
EDA Eng/Design/Admin	1,186,211	1,085,861	100,350	300,000	1,486,211	400,350	0	0	0	0	1,486,211
ENV Environmental	332,238	306,577	25,661	0	332,238	25,661	0	0	0	0	332,238
LA Land Acquisition	311,116	311,115	1	0	311,116	1	0	0	0	0	311,116
Expenditure Totals:	6,939,964	1,703,945	5,236,019	4,390,000	11,329,964	9,626,019	0	0	0	0	11,329,964

Fund Balance Required					Budget+Prop. Inc./Dec.	Available+Prop. Inc./Dec.
Water Fund - CIP Projects-4180					11,329,964	9,626,019

Current Budget

Proposed Additions to Budget

Project Detail Sample

CIP Glossary of Terms

Appropriation - An authorization granted by a legislative body to make expenditures and incur obligations for a specific purpose. An appropriation is usually limited in amount and as to time when it may be expended. Operational appropriations usually expire at fiscal year end, and Capital appropriations are multi-year.

Capital Facilities Fees – An impact fee charged on development projects to pay for the infrastructure needed to support growth. The fees are collected on new building permits to be used for, but are not limited to, police and fire facility expansion, streets, public transit and air quality improvements.

Capital Improvement - A permanent addition to the City's assets, including the design, construction, or purchase of land, buildings, or facilities, or major renovations.

Capital Improvement Program Budget - A financial plan of proposed capital improvement projects with single and multiple-year capital expenditures. These include the construction of new streets, sewer lines, fire stations, development of a new park, or a significant study with long-term benefits to the Community. The Capital Program plan is a ten-year plan, which is updated annually. This program is often referred to as the "CIP".

Capital Outlay - A budget category which includes all equipment having a unit cost of more than $5,000 and an estimated useful life of over one year. Non-CIP capital outlay is budgeted in the City's operating budget.

Capital Fund – A governmental accounting fund in which the services provided are financed and operated similarly to those of a private business. The rate schedules for these services are established to insure that revenues are adequate to meet all necessary expenditures. Enterprise funds are established for services such as water and sewer, parking facilities, transit systems, airport, and golf courses.

Community Facilities Districts – Special Taxes collected for the construction of public improvements.

Enterprise Fund - A governmental accounting fund in which the services provided are financed and operated similarly to those of a private business. The rate schedules for these services are established to insure that revenues are adequate to meet all necessary expenditures. Enterprise funds are established for services such as water and sewer, parking facilities, transit systems, airport, and golf courses.

CIP Glossary of Terms

Fixed Assets - Assets of a long-term character such as land, building, machinery, furniture, and other equipment with a value greater than $5,000 and a useful life longer than one year.

Fund - An independent fiscal and accounting entity with a self-balancing set of accounts recording cash and/or other resources together with all related liabilities, obligations, reserves, and equities which are segregated for the purpose of carrying on specific activities or attaining certain objectives in accordance with special regulations, restrictions, or limitations

Grant - Contributions of cash or other assets from another governmental entity to be used or expended for a specific purpose, activity, or facility. An example is the Community Development Block Grant given by the Federal Government.

Hosted Project - A project whose direct expenditures are budgeted in a particular fund is said to be "hosted" by that fund. A project may "cause" expenditures in funds other than the host fund. For example, transfers from another fund into the hosting fund. For each fund, CIP-related expenditures may be categorized as either (a) costs of hosted projects or (b) transfers out to pay for projects in other funds.

Interfund Transfers - Amounts transferred from one fund to another.

Internal Service Fund - Funds used to account for the financing of goods or services provided by one department to another department on a cost reimbursement basis, for example; the Fleet Management Fund, which maintains the City's equipment pool; or the Central Services Fund, which provides office supplies and various materials for maintenance and construction.

Operating Budget - The portion of the budget pertaining to the daily operations that provides basic governmental services. The operating budget contains appropriations for such expenditures as personnel, supplies, utilities, materials, travel and fuel.

Project-Specific Resources – Revenues such as grants, which are available exclusively for specific projects and whose receipt is contingent on the project going forward.

Revenue - Funds that the government receives as income. It includes such items as taxes, fees, permits, licenses, grants and interest.

Special Revenue Fund - A fund in which revenue is collected and is restricted by the City, State or Federal Government as to how the city might spend its resources.

CAPITAL IMPROVEMENT PROGRAM POLICY

Policies and Procedures Related to the City of Modesto's Capital Improvement Program (CIP)

Purpose

The 10-year Capital Improvement Program (CIP) strives to reflect the goals and policies established by the General Plan by systematically planning, scheduling, managing, monitoring and financing capital projects to ensure cost-effectiveness and conformity with established policies and adopted Specific Plans. The CIP guides the funding and construction of all public improvements constructed by the City, including roads, wastewater treatment facilities and lines, water lines, and parks. The CIP reflects a balance between capital replacement projects that repair, replace or enhance existing facilities, equipment or infrastructure and capital facility projects that significantly expand or add to the City's existing fixed assets. Attention should be given to utilize available resources and grants in a manner that legitimately maximizes the city's capacity to complete the capital improvements described above.

I. Budgeting Process

A. Budgeting Process – Generally

Section 65401 of the Government Code and Section 10-1.102 of the Modesto Municipal Code, requires the Planning Commission to review all new capital projects to determine if they conform with the City's adopted Modesto Urban Area General Plan. Existing CIP's will be reviewed quarterly by the CIP Task Force. This review will utilize not only financial information to identify project progress and completion timelines, but also project status updates from Project Managers. This will be integrated into the budget proforma review process. The CIP budget will be organized into the same functional groupings used for the operating programs.

Based on the recommendation from the CIP Task Force, the City of Modesto Planning Commission will review for General Plan conformity and will forward a final recommendation to the City Council. The City Council will then review the final CIP recommendation and approve the funding of new projects and the re-appropriation of funds for existing projects as part of the annual CIP budget cycle.

B. Budgeting Policies

1. Project costs are appropriated only when the required revenues are available.

2. For projects financed with grant monies, the grant award must be accepted by the City Council. (Note: a copy of the final grant award must be provided to the Finance Department.)

3. For projects financed with debt, it can be considered for inclusion in the CIP, but the appropriation will not be released until the financing has been completed.

4. Budget actions involving any Federal, State, or grant funded CIP's are restrained by the conditions of the funding award.

5. Project costs will be included in the CIP in phases, i.e. projects that are not bid-ready will reflect appropriations only through the design phase.

6. Appropriations needed for the construction phase are based on the bid awarded at the time the appropriation(s) for construction, contingency and construction management costs are requested.

7. Projects to be closed will be identified by the Project Managers and submitted by the appropriate Department Director through the Finance Director to the City Manager for closure. The City Manager has the final authority to close the projects using the CIP Closure Form. The reasons for closing a project may include Project Completion, delays due to unanticipated costs or events and change in City Council direction.

8. All new CIP's must be submitted to the CIP Task Force for consideration and reviewed before they are presented to the City Council for appropriation approval.

C. Requirements to Qualify as a CIP

1. A “Project” description and cost estimate should include all phases, from environmental assessment and right-of-way acquisition through construction, regardless of whether or not all funding will be available within the current fiscal year budgeting cycle.

2. Typically, the cost of a Project should be $100,000 or greater over the life of the Project. Also, a CIP will have a useful life of five or more years. Exceptions to this threshold may be approved by the CIP Task Force.

3. Project revenues and expenditures must be clearly identified and balanced.

4. Projects must have identifiable timelines that include periodic milestones.

5. While (1) maintenance costs to increase the life of the City’s infrastructure, (2) replacement costs for infrastructure and (3) set-aside reserve amounts to create future funding for a project are not considered a “Project”; they are included in the CIP budget. Examples include pavement maintenance, water system downstream improvements and accumulation of funds for the Pelandale-99 interchange.

6. Certain purchases and installation of fixed assets may also be included in the CIP budget plan.

7. Every capital project will have a Project Manager who will prepare the project proposal, ensure that required phases are completed on schedule, authorize all project expenditures, ensure that all regulations and laws are observed, and periodically report project status to the CIP Task Force. The Project Manager ensures that projects comply with the requirements imposed by the guidelines controlling the various revenue sources that are used to finance capital project costs. The Project Manager shall also coordinate project accounting with the Finance Department.

D. Primary-Secondary Project Relationships

The City Council previously approved grouping similar projects together in a “primary-secondary” relationship. An example would be replacement of upgrade of traffic signals at different intersection throughout the City. ”Traffic Signals” would be the primary” project and individual “secondary” projects would then be indentified when either construction or construction design on each specific intersection begins. The primary project description must include a description of each of the secondary projects related to it. The primary project was designed to serve as the budgetary control device for both the primary and secondary components. This approach was designed to allow for greater flexibility and efficiency when programming multiple projects of the same type.

With the creation and empowerment of the CIP Task Force, the primary-secondary project budgeting relationship creates difficulty for the CIP Task Force in reviewing and ranking projects. The stand-alone budgeting method has proven more effective and it allows the CIP Task Force to review and rank a specific “project” rather than being tasked to review and rank a primary account that may contain several secondary projects.

For all capital projects, existing primary-secondary budgeting relationships are being converted to stand-alone projects. All new CIP’s should be budgeted using the stand-alone budgeting method.

E. Project Status Reports

Project milestones will be listed as objectives in the CIP program narratives to facilitate project tracking. Status reports for all CIP’s should be provided to the CIP Task Force on a quarterly basis and then referred to the City Council for informational purposes. The format and content of the report will be coordinated between the CIP Task Force Administrator and the Finance Department.

Capital Improvement Program Task Force

The General Plan calls for the creation of an organization-wide method for identifying and ranking CIP's for proposed inclusion in the annual CIP and to guide the City's applications for regional, state, federal, or other funds. Initiated in fiscal year 2008-2009, the Capital Improvement Program Task Force (CIP Task Force) was fully implemented during the fiscal year 2009-2010 CIP process. This new approach incorporates a CIP Task Force that is broader in scope and purpose and includes interdepartmental representation. Additional opportunity for the City Council and the community to participate in the CIP process promotes its importance and relevance to daily life.

Each CIP Task Force member participates in the evaluation and prioritization of projects and each member has equal voting weight. The process is designed to promote open dialogue and consensus building. Preapproved evaluation criteria and protocol guide the CIP Task Force through the prioritization process.

The General Plan outlines the following criteria by which the organization-wide method for identifying and ranking capital improvement projects should be structured:

1. Establish an objective rating system that includes criteria that are appropriate for each facility type (bridges, roadways, traffic signals, pedestrian, drainage, water, sewer, parks, libraries, fire, police, etc.).

2. Ensure projects conform to community plans and Infrastructure Financing Plans (IFP) and incorporate community-level priorities identified in each of the plans in the ranking process.

3. Develop broad-based regional financing options for regional-serving capital projects.

4. Assign "high priority" preference to projects located within existing and potential Specific Plan Areas that are also located within communities not meeting General Plan-identified public facilities guidelines or acceptable levels of service for the type of facility or service being considered.

   This is followed by preference to projects in areas generally located outside existing and potential Specific Plan Area locations, as previously described, in areas that are not meeting public facilities

guidelines or acceptable levels of service as identified in the General Plan for the type of facility or service being considered.

5. Include in the ranking process preference for funding of new or expanded public facilities and services which can address needs in multiple areas.

6. Coordinate with other public, private, and not-for-profit entities to include areas with existing needs as a major criterion for allocating resources for new or expanded infrastructure, facilities, or amenities.

A. Objectives:

1. Develop a credible process for identifying top priority projects.

2. Use a coordinated approach to linking CIP projects with other planning efforts and community goals.

3. Engage staff, elected officials and citizens in the process of developing and administering the CIP to garner greater community support and attention.

B. Membership:

The CIP Task Force Membership consists of one City Councilmember, one Planning Commission member, one member of the public at large, one StanCOG Citizen Advisory Member, one member from the Manufacturer's Council, the Chairperson of the Land Use & Transportation Committee of the Modesto Chamber of Commerce and key City personnel.

C. Evaluation Criteria

Seven evaluation criteria have been developed for project evaluation. Every project is evaluated against all seven criteria and assigned points on a scale of -5 to +5. This ensures the most objective process possible and leads to consistent decision making.

1. **Public Health, Safety and Other Mandates**

    - Does the project improve or specifically address a health, safety or other regulatory mandate in the community?
    - Does the project specifically address a legal requirement or abate a potential health or safety crisis?

2. **Supports Stated Community Goals and Policies**

    - Does the project help implement policies in the General Plan, Strategic Plan, or other adopted plan?
    - Is the project a part of or consistent with an articulated, acceptable mid, short or long-range program or departmental strategic plan?
    - Does the request implement some or all of the recommendations of a previous study?
    - Has the project been specifically identified by the public in previous community forums, surveys, etc.?
    - Has the project consistently been included in previous capital improvement programs?

3. **Capital Fiscal Impact**

    - Does the project have a positive impact on the General Fund budget?
    - Does the project bring in additional outside funds or grants in some proportion?
    - Is the project realistic from a financial standpoint? (Consider direct costs, as well as ongoing and additional costs such as those to provide temporary services during implementation of the project.)
    - Are funds already dedicated or available for the project?
    - Will funding the project now result in a significant savings or economies of scale?

4. **Promotes Economic Development**

- Does the project facilitate a job producing development?
- Does the project facilitate development that will provide positive revenue enhancement to the City?
- Does the project help prevent revenue leakage?

5. **Operation and Maintenance Fiscal Impact**

- Does the project have a positive impact on the City's Operating and Maintenance (O&M) budget?
- Is the project an efficiency improvement project?
- Is the project a low-maintenance project?
- Does the City have the ability (staff, funds, etc.) to support the project in O&M?

6. **Impact on Service Levels**

- Does the project bring the service up to a desired level?
- Does the project improve service levels?

7. **Relationship to Other Projects/Coordination**

- Does the project coordinate well with other projects underway?
- Can the project be effectively coordinated with other projects (for instance, water and/or sewer line repairs done in conjunction with road work?)
- Will all prerequisite projects be complete before this project is scheduled?
- Is the project timely or does it provide a critical window of opportunity?
- Is the project planned to create minimal disruption or inconvenience to the public?
- Is the project the best use of funding for the fund category (as ranked by sponsoring department)?

D. Criteria Weights

The CIP Task Force determined that certain criteria are worthy of greater emphasis. In the evaluation process, this is accomplished by creating “weighting points” that are assigned to each of the seven criteria. These weighting points are automatically calculated as the CIP Task Force scores each project.

Criteria	**Weighting Points**
Public Health and Safety Mandates	95
Community Goals	85
Promotes Economic Development	85
Capital Fiscal Impact	75
Operation and Maintenance Fiscal Impact	75
Impact on Service Levels	65
Relationship to Other Projects/Coordination	65

E. Final Project Scoring

Projects should first be grouped into categories based on their project location. Using the evaluation criteria and weights above, the CIP Task Force will score each project. Some of the projects may not be scored by the Task Force because they are under a legal or regulatory mandate to be completed. Because the City is already obligated to complete these projects expeditiously, scoring them would serve no purpose.

The CIP Task Force will review and prioritize all existing capital projects to assure consistency with the City’s General Plan and the City’s vision statement. A recommendation will then be made to the Planning Commission.

AIRPORT

SYSTEM OVERVIEW

The Modesto City-County Airport facilities support general aviation services, including recreational flying, medical and law enforcement, a flight school, corporate and business aviation, cargo transport, military operations, and car rental agencies. The airport is also home to air museums displaying vintage aircraft. The Air Traffic Control Tower reported over 48,000 aircraft operations during 2019.

Modesto City-County Airport (MOD), located immediately north of the Tuolumne River and west of Mitchell Road, consists of 450 acres of government owned property. Measuring 5,911 feet in length, runway 10L/28R is the Airport's main runway and is able to accommodate 76 seat regional jets like the Bombardier CRJ-900, Embraer E175, and the Mitsubishi MRJ70 size of aircraft. An instrument landing system allows most aircraft to continue operations even during poor weather. Runway 10R/28L, parallel to the main runway, is a 3,451 foot long general aviation runway. More than 300 acres of Airport property are used in direct support of aircraft and passenger services. The remaining 150 acres include the Airport Operations Area and the Tuolumne River Regional Park on the South side of the airport.

The Airport currently has 17 businesses and organizations based on the airfield. On-airport companies provide approximately 65 jobs to local residents, with an annual payroll approaching $3 million dollars.

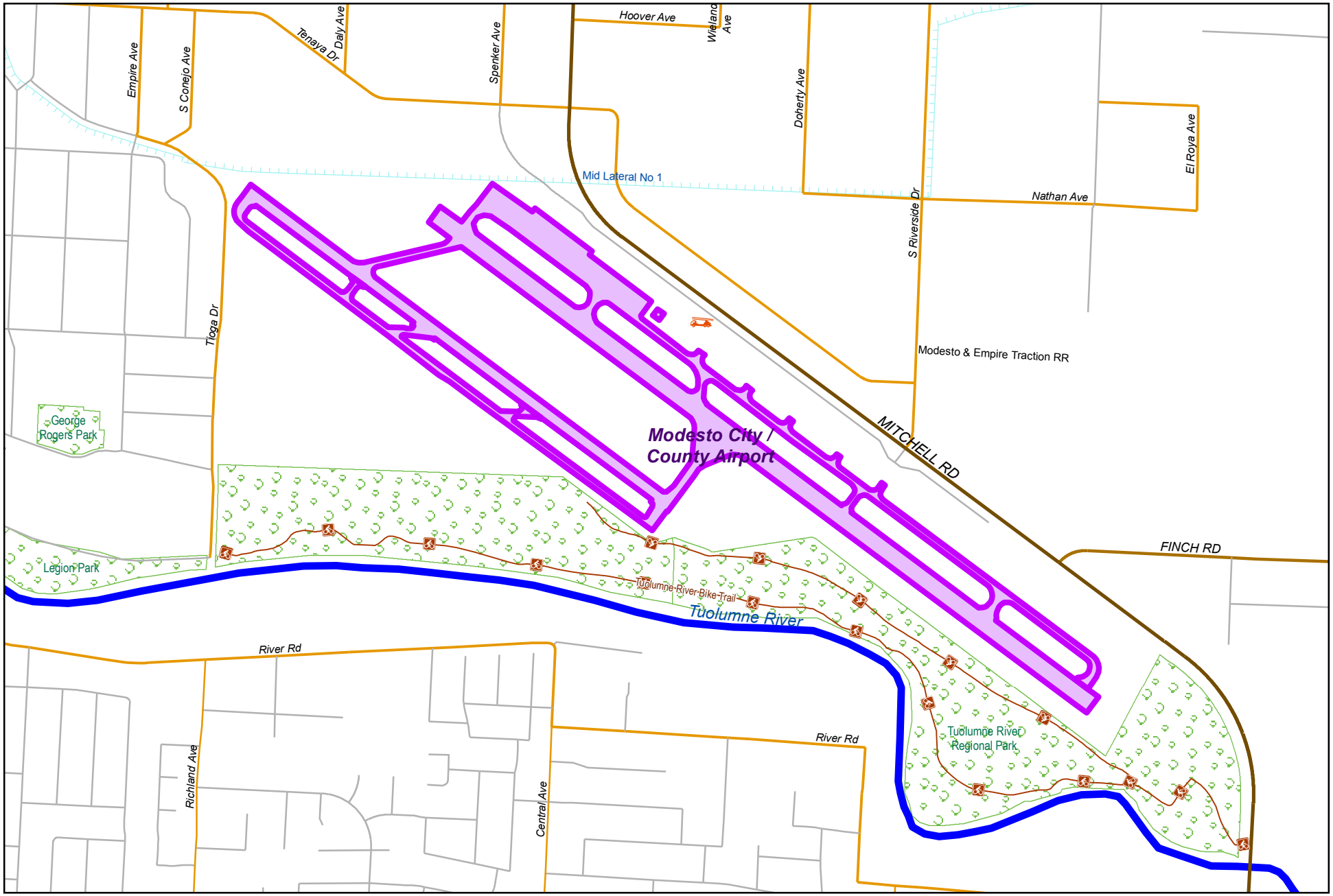

0 900 1,800
Feet

City of Modesto

Project #: 100905

PW - Runway Rehab/West Apron CON (AIP 039)

MODESTO CALIFORNIA

PW - Runway Rehab/West Apron CON (AIP 039) 100905

Capital Unsponsored

Cost Center:	59999	*Category:*	Airport	*Start Date:*	
Hosting Fund:	Special Aviation Fund-4320	*Type Class:*	Airport Improvements	*End Date:*	
Element Listing:	Comm Svcs & Fac	*Area:*	Within City	*Status:*	Active
Classification:	Improvements	*Manager:*	Germanowski, Mark A	*Const. Code:*	New or Future

Proj Desc: The Runway Rehabilitation Proejct involves replacing existing aggregate base shoulder with asphalt pavement, and pavement repair to remediate failing surface pavement of the West Apron.

Proj Stat: Project is 99% complete. Staff is beginning closeout proceedures. (Project Manager now Gabe DaSilva, new Airport Manager. Mark Germanowski is no longer with the City)

Revenues	Budget	Actuals+Commit	Available	Prop. Inc./Dec. for 20-21	Bud + Prop. Incr/Decr	Avail.+ Prop. Incr/Decr	21-22	22-23	23-24	24-25	Total Budgeted up to 2025
42010 Intergov - Federal - Federal Aviation Administration	2,865,998	2,862,232	3,766	0	2,865,998	3,766	0	0	0	0	2,865,998
43883 CS - PW - Passenger Facility Charge	78,551	78,551	0	0	78,551	0	0	0	0	0	78,551
47005 Miscellaneous Revenue	22,551	22,550	1	0	22,551	1	0	0	0	0	22,551
64330 Transfer In from Fund 4330	222,287	221,900	387	0	222,287	387	0	0	0	0	222,287
Revenue Totals:	3,189,387	3,185,233	4,154	0	3,189,387	4,154	0	0	0	0	3,189,387

Expenditures	Budget	Actual+Commit	Available	Prop. Inc./Dec. for 20-21	Budget+Prop. Inc./Dec.	Avail.+Prop. Inc./Dec.	21-22	22-23	23-24	24-25	Total Budgeted up to 2025
CA Construction Admin	263,420	263,420	0	0	263,420	0	0	0	0	0	263,420
CON Construction	2,897,771	2,893,619	4,152	0	2,897,771	4,152	0	0	0	0	2,897,771
CON-NG CON-Non-Grant	28,124	28,123	1	0	28,124	1	0	0	0	0	28,124
EDA Eng/Design/Admin	72	72	0	0	72	0	0	0	0	0	72
Expenditure Totals:	3,189,387	3,185,233	4,154	0	3,189,387	4,154	0	0	0	0	3,189,387

Fund Balance Required	Budget+Prop. Inc./Dec.	Available+Prop. Inc./Dec.
Special Aviation Fund-4320	0	0

FLEET MANAGEMENT

SYSTEM OVERVIEW

The City's Fleet system consists of 61 buses currently with 25 additional units coming in 2020, 641 vehicles, 36 fire apparatus for Modesto and 18 additional units in 2019 from Oakdale, and 374 other equipment assets. Replacement equipment and vehicles are purchased primarily from a replacement fund managed by the Fleet Division. Buses are purchased using federal funds with a local match.

HIGHLIGHTS

AERIAL VIEW OF FACILITY LOOKING SOUTH-EAST

The Bus Maintenance Facility recently passed their annual CHP BIT inspection without any findings. This will be 2 complete decades without a finding on a transit coach here in the City of Modesto. A new shade structure over the south facing bay doors, complete with solar panels to offset electrical use in the facility, has been in service for a year and has made a tremendous difference in the shop area. Plans for expanding the parts storage room to double its current capacity and phase two of the Corporation Yard Master Plan will increase fleet maintenance efficiency by consolidating all three fleet maintenance facilities into one has been approved, awarded and is now ready for construction.

Over the past Fiscal Year, Fleet Services has taken over the responsibility for Transit Fare Counting saving the City approximately $150,000 in charges for vendor counting. Fire has taken over the Oakdale Fire Protection District so the maintenance and repair of all heavy and light duty vehicles came to the City Fleet. Transit is taking over the Escalon Territory, Ceres Territory, Modesto Area Dial a Ride (MADAR) and adding commuter service to Stockton which will add 25 buses to the fleet for maintenance and repair. Fleet has assumed all of this new work without having any allocations added and is currently short staffed with a hiring freeze in place.

Fleet Services took over the repair and maintenance of the Compost Facility equipment three years ago. Much of the equipment is aging and requires constant attention. A new loader has been purchased to replace two loaders that were beyond repair.

Fleet Services recently put into service a new Fire Engine for the Oakdale Fire Protection District. The City Transit Division is in the process of acquiring 23 Para Transit vehicles and 2 new commuter vehicles.

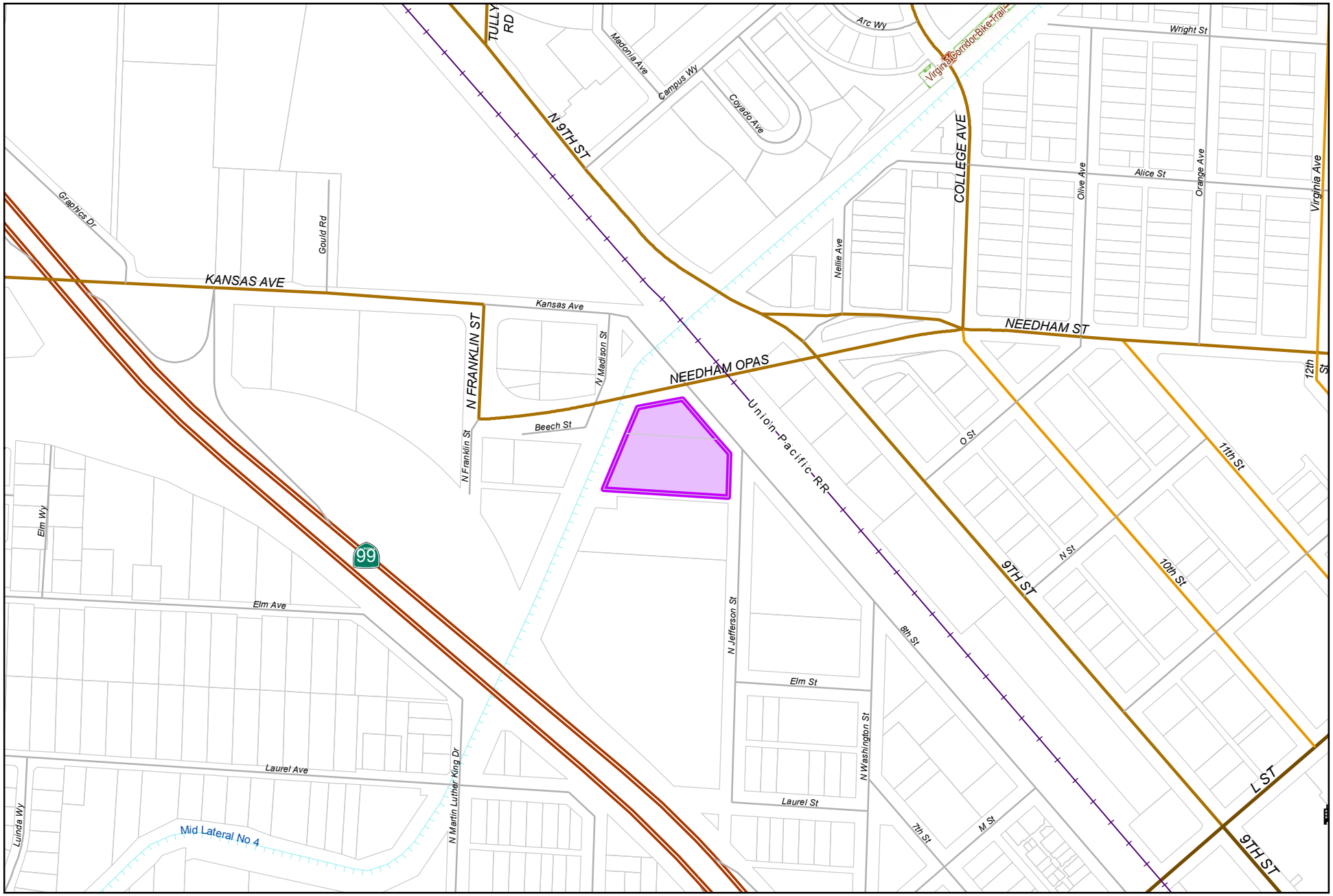

0 387.5 775
Feet

City of Modesto

Project #: 100451

PW - Fleet Maintenance Facility

MODESTO CALIFORNIA

PW - Fleet Maintenance Facility

100451

Capital Unsponsored

Cost Center:	59999	*Category:*	Fleet	*Start Date:*	
Hosting Fund:	Fleet Management Fund-5400	*Type Class:*	General Improvements	*End Date:*	
Element Listing:	Comm Svcs & Fac	*Area:*	Within City	*Status:*	Active
Classification:	Replacement	*Manager:*	Fischio, Steven J.	*Const. Code:*	Not Awarded

Proj Desc: This project provides funding for the Fleet Maintenance Facility Phase II project, including the Fleet Fund's contribution for Phase I - Bus Maintenance Facility.

Proj Stat: Design is currently in plan check status. Projected to be sent out to bid by March 2019.

Revenues	Budget	Actuals+Commit	Available	Prop. Inc./Dec. for 20-21	Bud + Prop. Incr/Decr	Avail.+ Prop. Incr/Decr	21-22	22-23	23-24	24-25	Total Budgeted up to 2025
47005 Miscellaneous Revenue	17,017	120,176	-103,159	0	17,017	-103,159	0	0	0	0	17,017
63470 Transfer In from Fund 3470	422,500	422,500	0	0	422,500	0	0	0	0	0	422,500
64530 Transfer In from Fund 4530	881,406	881,406	0	0	881,406	0	0	0	0	0	881,406
Revenue Totals:	1,320,923	1,424,082	-103,159	0	1,320,923	-103,159	0	0	0	0	1,320,923

Expenditures	Budget	Actual+Commit	Available	Prop. Inc./Dec. for 20-21	Budget+Prop. Inc./Dec.	Avail.+Prop. Inc./Dec.	21-22	22-23	23-24	24-25	Total Budgeted up to 2025
CA Construction Admin	350,681	2,507	348,174	0	350,681	348,174	0	0	0	0	350,681
CCF City Const Forces	50,000	1,103	48,897	0	50,000	48,897	0	0	0	0	50,000
CON Construction	4,050,975	168,147	3,882,828	0	4,050,975	3,882,828	0	0	0	0	4,050,975
CTGY Contingency	280,000	0	280,000	0	280,000	280,000	0	0	0	0	280,000
EDA Eng/Design/Admin	700,935	644,347	56,588	0	700,935	56,588	0	0	0	0	700,935
LA Land Acquistion	0	0	0	0	0	0	0	0	0	0	0
UR Utility Relocation	100,550	100,435	115	0	100,550	115	0	0	0	0	100,550
Expenditure Totals:	5,533,141	916,539	4,616,602	0	5,533,141	4,616,602	0	0	0	0	5,533,141

Fund Balance Required	Budget+Prop. Inc./Dec.	Available+Prop. Inc./Dec.
Fleet Management Fund-5400	4,212,218	4,719,761

INFORMATION TECHNOLOGY DEPARTMENT

SYSTEM OVERVIEW

Fiber Network Infrastructure

Description: The project outcome is to deploy a high speed municipal fiber infrastructure for City government and community use The Fiber Optic Review team has conducted an evaluation with the research performed during the development of the Fiber Master Plan. A pool of partners and stakeholders are currently being evaluated along with potential funding sources.
The Fiber Optic Infrastructure Team is working on various components of the EDA grant application.

After reviewing the availability of high-speed fiber for use by businesses in the Modesto area, we have determined that there is currently an abundance of fiber available. The high-speed broadband landscape in Modesto will also be expanding in the near future with the introduction of 5G services. The financial risks of establishing a City-Owned Fiber Network appear to be quite high. We are, however, continuing to evaluate the possibility of either deploying or leasing dark fiber to connect City Offices and reduce our annual network expenses for site to site communications. The primary criterion to qualify for the EDA grant is the creation of new jobs. With the current fiber available in Modesto, we don't see this project creating any new jobs and so we will not be pursuing the EDA grant at this time.

Master Control Facility Upgrade

Description: The Master Control Broadcast Facility provides monitoring and control of content for the City's Government Channel. This includes the live broadcast of City Council Meetings, Board of Supervisor Meetings and other City/County events. The audio and video equipment within the Master Control Broadcast Facility and the 10th Street Place Chambers are beyond its useful life and require replacement. The 10th Street Place staff assembled a Master Control and Chambers Upgrade Project Team representing the City and the County and their respective technology teams. Resolution awarding the bid and contract with One Diversified LLC, of Pleasanton, California for the Master Control Broadcast Facility Upgrade Project in the amount of $132,077 and Approving $6,604 project contingency.

Cisco Communications Upgrade Project

The City's communication network infrastructure supports the City's data, voice and video systems. This network infrastructure facilitates communication for data transfer, data storage and provides the ability to maintain the numerous computerized systems, programs and connectivity that are vital in providing mission critical services to the entire organization and our citizens.
The current communication network infrastructure is in need of an equipment refresh based on a modern design that will provide improved network speeds, enhance security, and support the anticipated growth in network dependencies with the introduction of newer technologies such as smart devices, digital audio/video, and increased mobility of City resources. The current communication network infrastructure equipment has either been declared end-of-life by the manufacturer, gone beyond its serviceable lifespan, or has run out of capacity to support further expansion of the City's communication network infrastructure.

The Cisco Communications Upgrade Project was formally kicked-off in August of 2018. Equipment has been ordered, delivered and approximately 75% of the project has been completed. The project should be formally completed August 2019.

A majority of the Cisco Communications Upgrade Project has been completed and is expected to be formally closed in May 2020.

IT Staff completely replaced the City's network communication infrastructure. The network communication infrastructure provides connectivity to every single computer, server, wireless access point, phones, applications, throughout the City. We replaced approximately 80 end point network switches (approximately 4,000 endpoint connections), 2 Core Routers, 4 Firewall Devices. We accomplished all of this with minimal downtime to the organization.

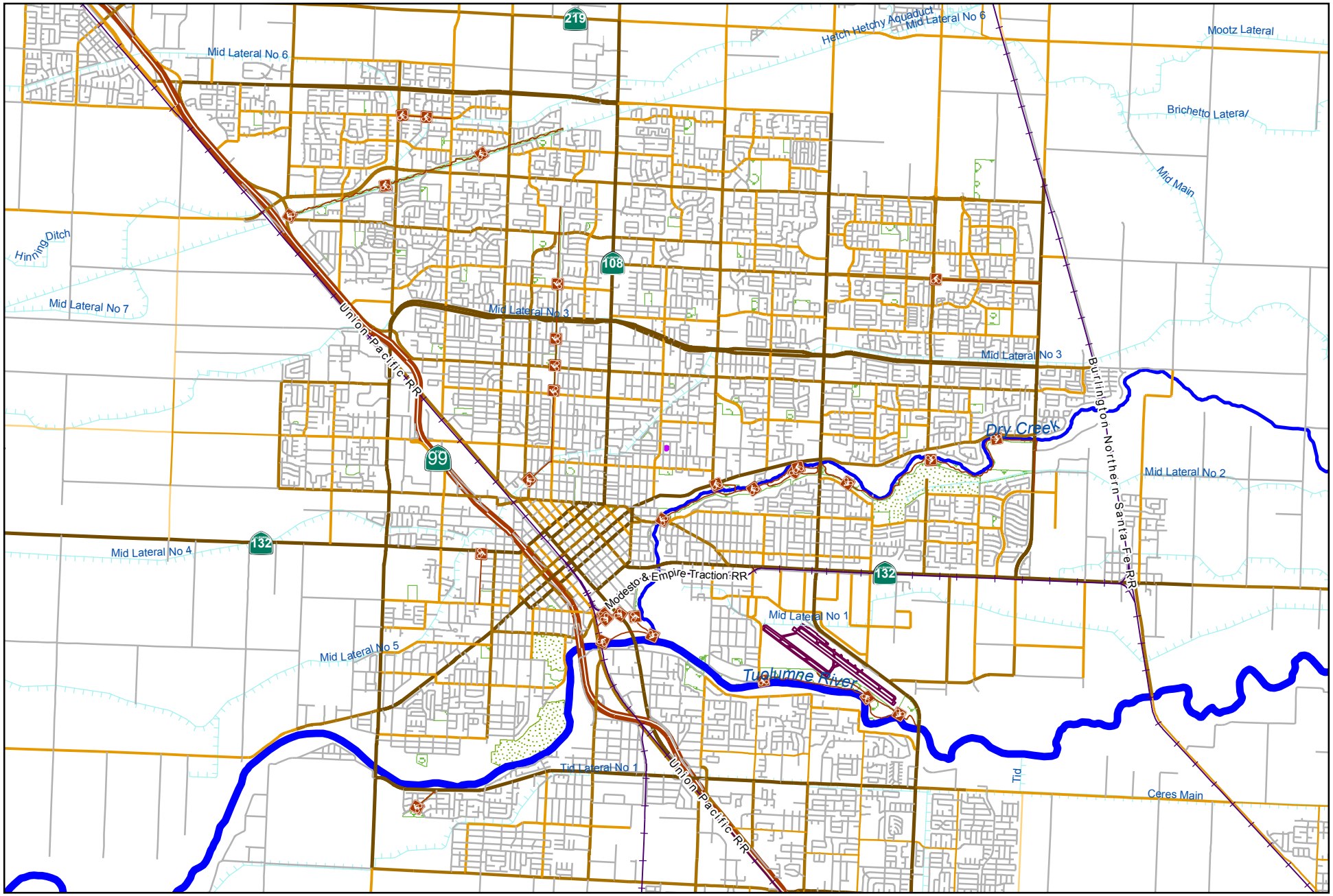

City of Modesto

Project #: 100974

IT - Fiber Network Infrastructure

0 5,500 11,000
Feet

MODESTO CALIFORNIA

IT - Fiber Network Infrastructure

100974

Capital Unsponsored

Cost Center:	17999	*Category:*	Information Technology	*Start Date:*	
Hosting Fund:	Information Technology Fund-5230	*Type Class:*	Information Technology	*End Date:*	
Element Listing:	Comm Svcs & Fac	*Area:*	System Wide	*Status:*	Active
Classification:	Replacement	*Manager:*	Dickey, John	*Const. Code:*	New or Future

Proj Desc: The project outcome is to deploy a high speed municipal fiber infrastructure for City government and community use.

Proj Stat:

Revenues	Budget	Actuals+Commit	Available	Prop. Inc./Dec. for 20-21	Bud + Prop. Incr/Decr	Avail.+ Prop. Incr/Decr	21-22	22-23	23-24	24-25	Total Budgeted up to 2025
61321 Transfer In from Fund 1321	167,365	167,365	0	0	167,365	0	0	0	0	0	167,365
Revenue Totals:	167,365	167,365	0	0	167,365	0	0	0	0	0	167,365

Expenditures	Budget	Actual+Commit	Available	Prop. Inc./Dec. for 20-21	Budget+Prop. Inc./Dec.	Avail.+Prop. Inc./Dec.	21-22	22-23	23-24	24-25	Total Budgeted up to 2025
CC Consultant Charges	167,365	167,365	0	0	167,365	0	0	0	0	0	167,365
Expenditure Totals:	167,365	167,365	0	0	167,365	0	0	0	0	0	167,365

Fund Balance Required	Budget+Prop. Inc./Dec.	Available+Prop. Inc./Dec.
Information Technology Fund-5230	0	0

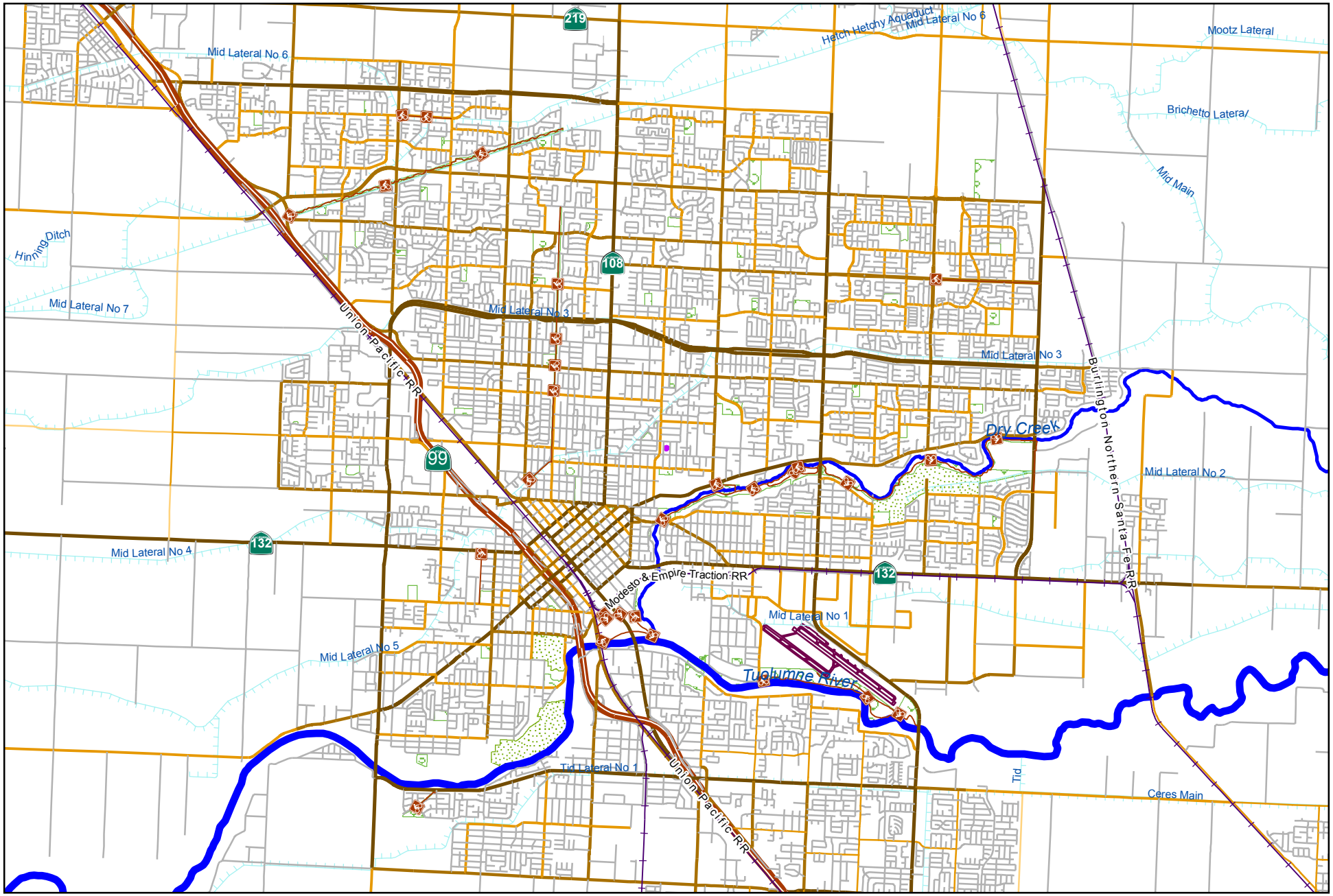

0 5,500 11,000
Feet

City of Modesto

Project #: 101105

IT - Cisco Communication Upgrade Project

MODESTO CALIFORNIA

IT - Cisco Communication Upgrade Project

101105

Capital Unsponsored

Cost Center:	17999	*Category:*	Information Technology	*Start Date:*	
Hosting Fund:	Information Technology Fund-5230	*Type Class:*	Information Technology	*End Date:*	
Element Listing:	Comm Svcs & Fac	*Area:*	Future Specific Plan Area	*Status:*	Future
Classification:	Replacement	*Manager:*	Harless, Kevin R	*Const. Code:*	New or Future

Proj Desc: The City's communication network infrastructure supports the City's data, voice and video systems. This network infrastructure facilitates communication for data transfer, data storage and provides the ability to maintain the numerous computerized systems, programs and connectivity that are vital in providing mission critical services to the entire organization and our citizens. The current communication network infrastructure is in need of an equipment refresh based on a modern design that will provide improved network speeds, enhance security, and support the anticipated growth in network dependencies with the introduction of newer technologies such as smart devices, digital audio/video, and increased mobility of City resources. The current communication network infrastructure equipment has either been declared end-of-life by the manufacturer, gone beyond its serviceable lifespan, or has run out of capacity to support further expansion of the City's communication network infrastructure.

Proj Stat:

Expenditures	Budget	Actual+Commit	Available	Prop. Inc./Dec. for 20-21	Budget+Prop. Inc./Dec.	Avail.+Prop. Inc./Dec.	21-22	22-23	23-24	24-25	Total Budgeted up to 2025
CC Consultant Charges	1,540,000	1,538,641	1,359	0	1,540,000	1,359	0	0	0	0	1,540,000
CTGY-CIP Contingency - CIP	77,000	0	77,000	0	77,000	77,000	0	0	0	0	77,000
Expenditure Totals:	1,617,000	1,538,641	78,359	0	1,617,000	78,359	0	0	0	0	1,617,000

Fund Balance Required	Budget+Prop. Inc./Dec.	Available+Prop. Inc./Dec.
Information Technology Fund-5230	1,617,000	78,359

THIS PAGE LEFT BLANK INTENTIONALLY

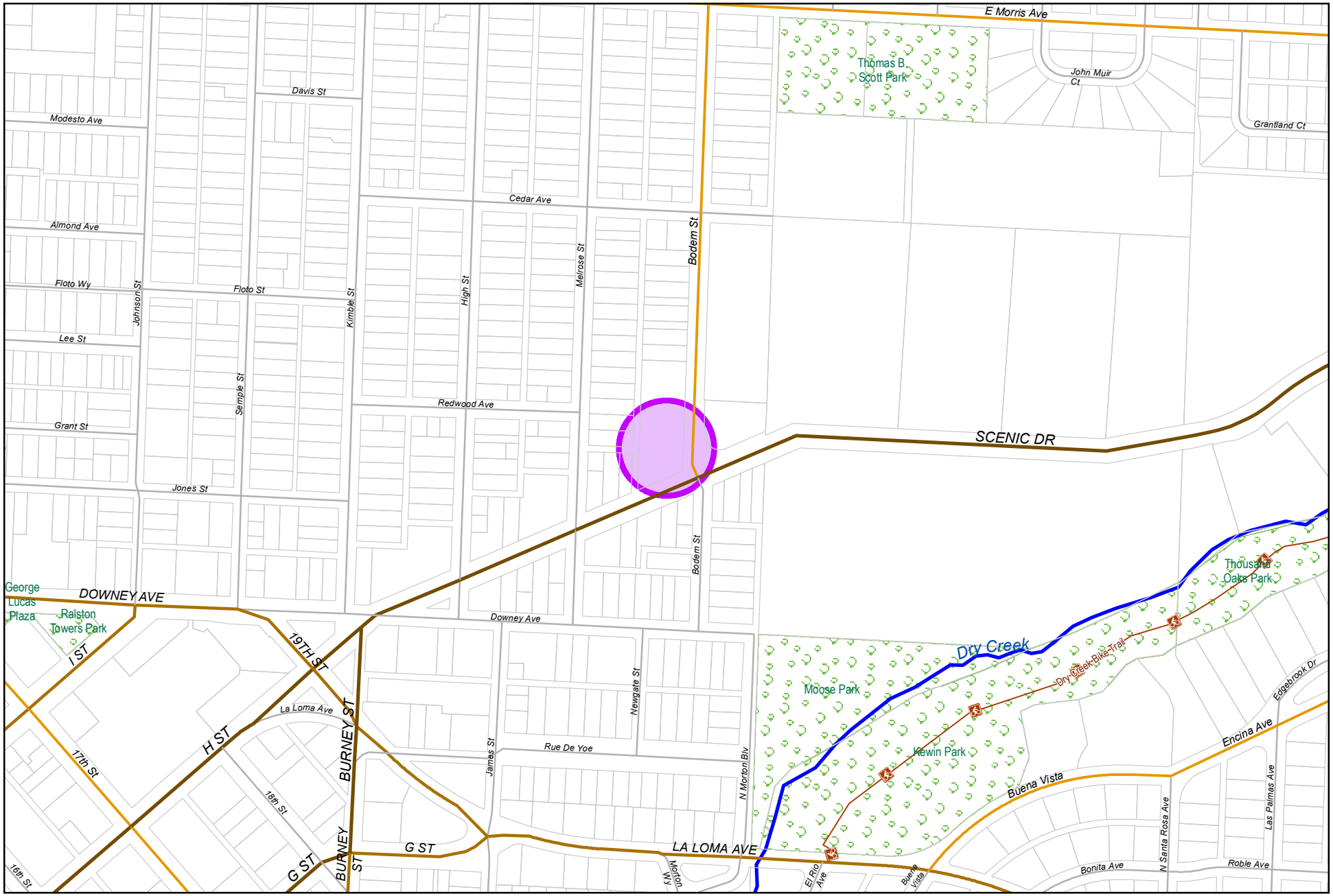

0 387.5 775
Feet

City of Modesto

Project #: 100865

PRN - Senior Center Kitchen Upgrade (Suspended)

PRN - Senior Center Kitchen Upgrade (Suspended) 100865

Capital Unsponsored

Cost Center:	39999	*Category:*	Miscellaneous	*Start Date:*	
Hosting Fund:	Capital Grants - HUD CIP Projects-3170	*Type Class:*	Miscellaneous	*End Date:*	2019
Element Listing:	Comm Dev	*Area:*	Within City	*Status:*	Active
Classification:	Improvements	*Manager:*	Houx, Nathan G	*Const. Code:*	To be Closed

Proj Desc: Project will renovate the existing kitchen at the Senior Center in order to make it more efficient and meet current safety standards.

Proj Stat: Project design is completed, project was bid in early 2017 and construction is expected to be completed in Summer 2017.

Revenues	Budget	Actuals+Commit	Available	Prop. Inc./Dec. for 20-21	Bud + Prop. Incr/Decr	Avail.+ Prop. Incr/Decr	21-22	22-23	23-24	24-25	Total Budgeted up to 2025
61130 Transfer In from Fund 1130	374,527	361,321	13,206	0	374,527	13,206	0	0	0	0	374,527
Revenue Totals:	374,527	361,321	13,206	0	374,527	13,206	0	0	0	0	374,527

Expenditures	Budget	Actual+Commit	Available	Prop. Inc./Dec. for 20-21	Budget+Prop. Inc./Dec.	Avail.+Prop. Inc./Dec.	21-22	22-23	23-24	24-25	Total Budgeted up to 2025
CA Construction Admin	27,884	22,203	5,681	0	27,884	5,681	0	0	0	0	27,884
CON Construction	255,072	255,072	0	0	255,072	0	0	0	0	0	255,072
CTGY-CIP Contingency - CIP	18,889	11,365	7,524	0	18,889	7,524	0	0	0	0	18,889
EDA Eng/Design/Admin	72,682	72,681	1	0	72,682	1	0	0	0	0	72,682
Expenditure Totals:	374,527	361,321	13,206	0	374,527	13,206	0	0	0	0	374,527

Fund Balance Required	Budget+Prop. Inc./Dec.	Available+Prop. Inc./Dec.
Capital Grants - HUD CIP Projects-3170	0	0

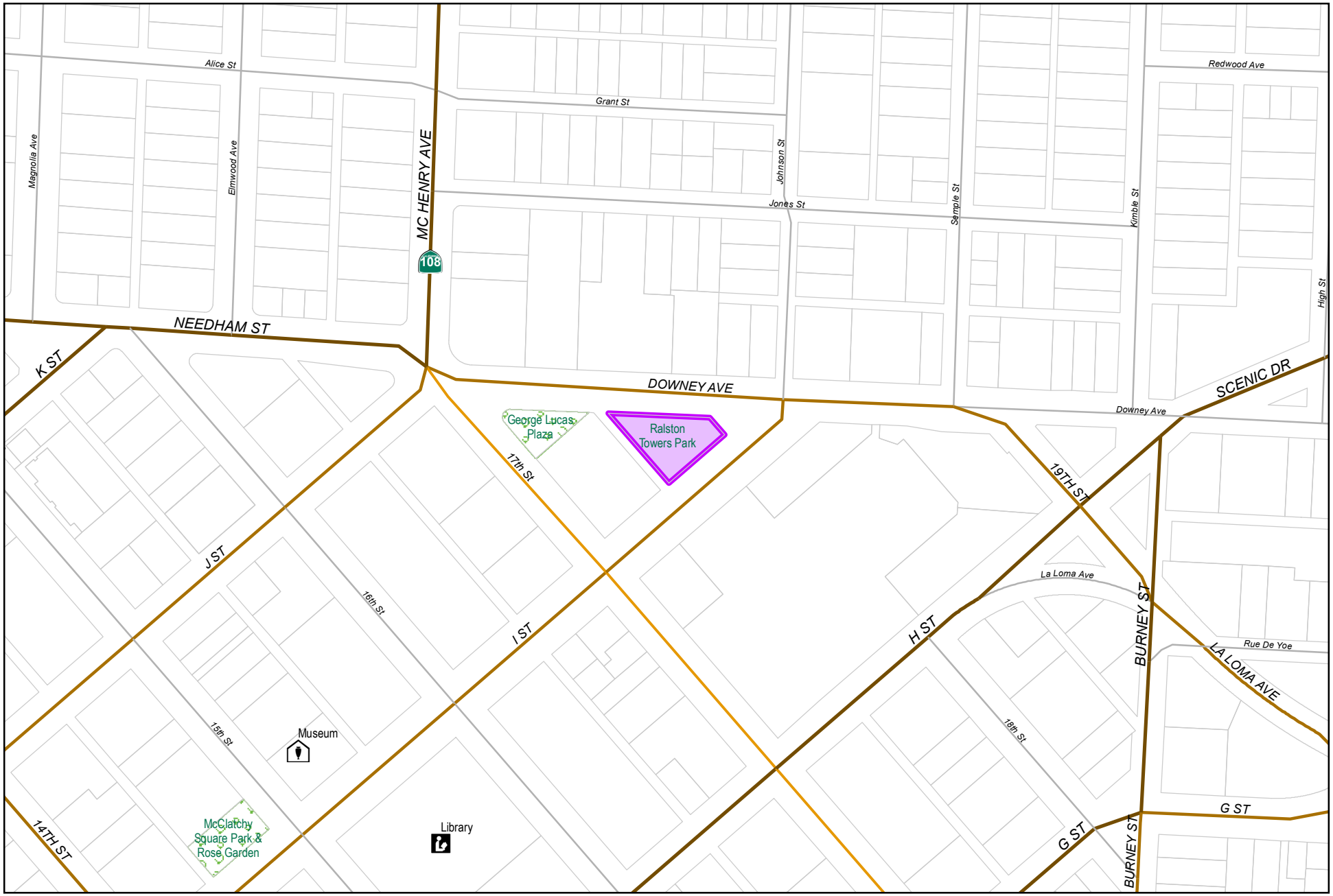

0 230 460
Feet

City of Modesto

Project #: 100866

PRN - Senior Playground 2014

PRN - Senior Playground 2014

100866

Capital Unsponsored

Cost Center:	39999	*Category:*	Miscellaneous	*Start Date:*	2017
Hosting Fund:	Capital Grants - HUD CIP Projects-3170	*Type Class:*	Miscellaneous	*End Date:*	
Element Listing:	Comm Dev	*Area:*	Within City	*Status:*	Active
Classification:	Improvements	*Manager:*	Houx, Nathan G	*Const. Code:*	New or Future

Proj Desc: Project will renovated Ralston Tower Park into a senior oriented park with senior playground/fitness equipment, outdoor plaza, sport courts, covered assembly area, landscaping, irrigation, sidewalks, lighting, fencing and security cameras. Grant applications are being submitted to fund a portion of the project and Community Development Block Grant Funds will be added to complete the project.

Proj Stat: Project design began in early 2017 and will be completed in early 2020. Construction could start as early as Summer 2020.

Revenues	Budget	Actuals+Commit	Available	Prop. Inc./Dec. for 20-21	Bud + Prop. Incr/Decr	Avail.+ Prop. Incr/Decr	21-22	22-23	23-24	24-25	Total Budgeted up to 2025
61130 Transfer In from Fund 1130	-350,000	82,514	-432,514	0	-350,000	-432,514	0	0	0	0	-350,000
Revenue Totals:	-350,000	82,514	-432,514	0	-350,000	-432,514	0	0	0	0	-350,000

Expenditures	Budget	Actual+Commit	Available	Prop. Inc./Dec. for 20-21	Budget+Prop. Inc./Dec.	Avail.+Prop. Inc./Dec.	21-22	22-23	23-24	24-25	Total Budgeted up to 2025
CON Construction	600,000	60,005	539,995	0	600,000	539,995	0	0	0	0	600,000
CTGY-CIP Contingency - CIP	10,000	232	9,768	0	10,000	9,768	0	0	0	0	10,000
EDA Eng/Design/Admin	40,000	35,169	4,831	0	40,000	4,831	0	0	0	0	40,000
Expenditure Totals:	650,000	95,406	554,594	0	650,000	554,594	0	0	0	0	650,000

Fund Balance Required	Budget+Prop. Inc./Dec.	Available+Prop. Inc./Dec.
Capital Grants - HUD CIP Projects-3170	1,000,000	987,107

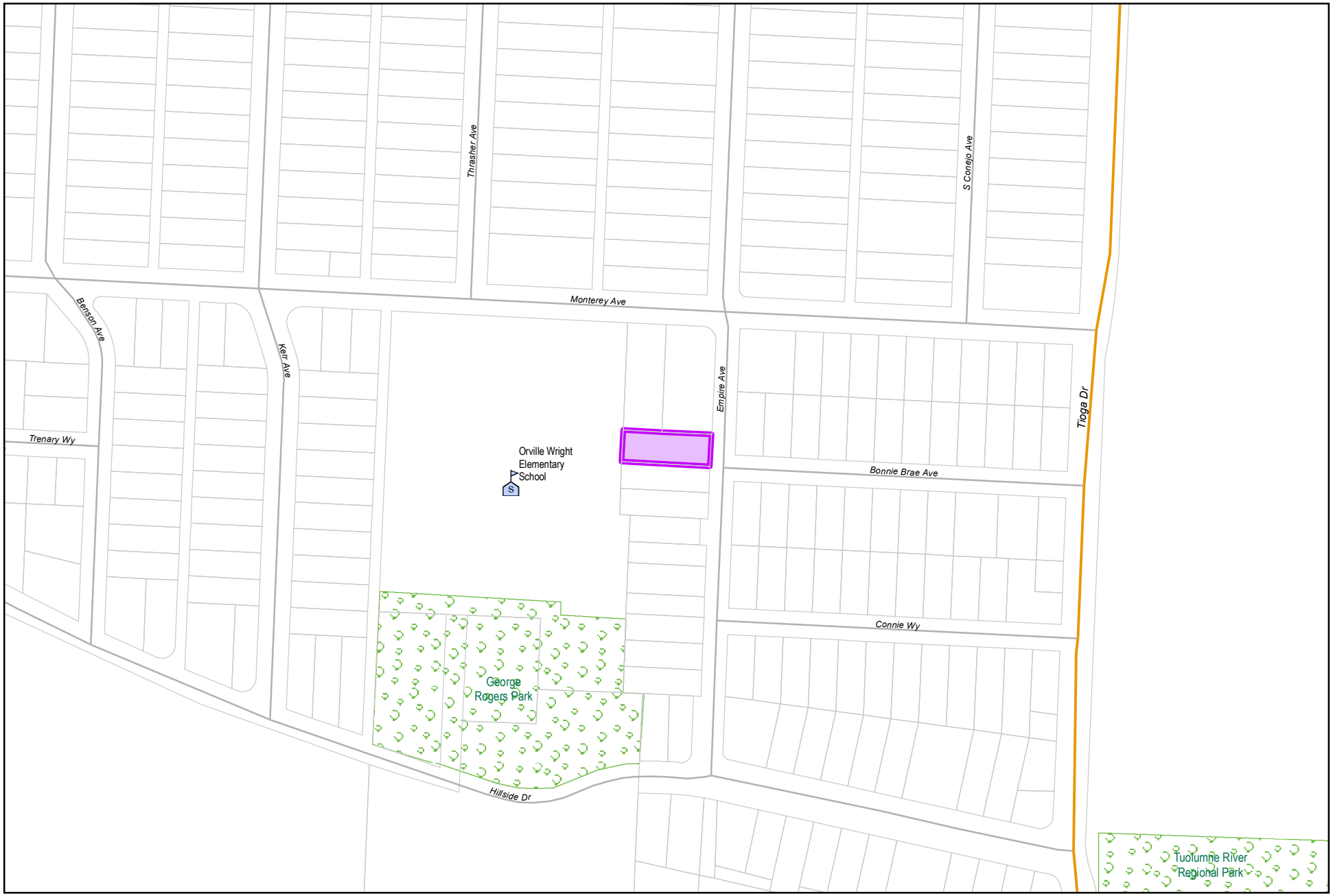

0 230 460
Feet

City of Modesto

Project #: 100868

PRN - Airport Neighborhood Community Center Kitchen Installation

MODESTO
CALIFORNIA

PRN - Airport Neighborhood Community Center Kitchen Installation 100868

Capital Unsponsored

Cost Center:	39999	*Category:*	Miscellaneous	*Start Date:*	
Hosting Fund:	Capital Grants - HUD CIP Projects-3170	*Type Class:*	Miscellaneous	*End Date:*	
Element Listing:	Comm Dev	*Area:*	Within City	*Status:*	Active
Classification:	Improvements	*Manager:*	Houx, Nathan G	*Const. Code:*	To be Closed

Proj Desc: Project will complete the kitchen installation at the Airport Neighborhood Community Center by installing commercial-grade applianaces and safety fixtures.

Proj Stat: Project is complete. Awaiting Council Acceptance.

Revenues	Budget	Actuals+Commit	Available	Prop. Inc./Dec. for 20-21	Bud + Prop. Incr/Decr	Avail.+ Prop. Incr/Decr	21-22	22-23	23-24	24-25	Total Budgeted up to 2025
61130 Transfer In from Fund 1130	253,648	253,647	1	0	253,648	1	0	0	0	0	253,648
Revenue Totals:	253,648	253,647	1	0	253,648	1	0	0	0	0	253,648

Expenditures	Budget	Actual+Commit	Available	Prop. Inc./Dec. for 20-21	Budget+Prop. Inc./Dec.	Avail.+Prop. Inc./Dec.	21-22	22-23	23-24	24-25	Total Budgeted up to 2025
CA Construction Admin	17,148	17,260	-112	0	17,148	-112	0	0	0	0	17,148
CON Construction	176,870	162,798	14,072	0	176,870	14,072	0	0	0	0	176,870
CTGY-CIP Contingency - CIP	30,922	17,510	13,412	0	30,922	13,412	0	0	0	0	30,922
EDA Eng/Design/Admin	26,977	56,079	-29,102	0	26,977	-29,102	0	0	0	0	26,977
Expenditure Totals:	251,917	253,647	-1,730	0	251,917	-1,730	0	0	0	0	251,917

Fund Balance Required	Budget+Prop. Inc./Dec.	Available+Prop. Inc./Dec.
Capital Grants - HUD CIP Projects-3170	-1,731	-1,731

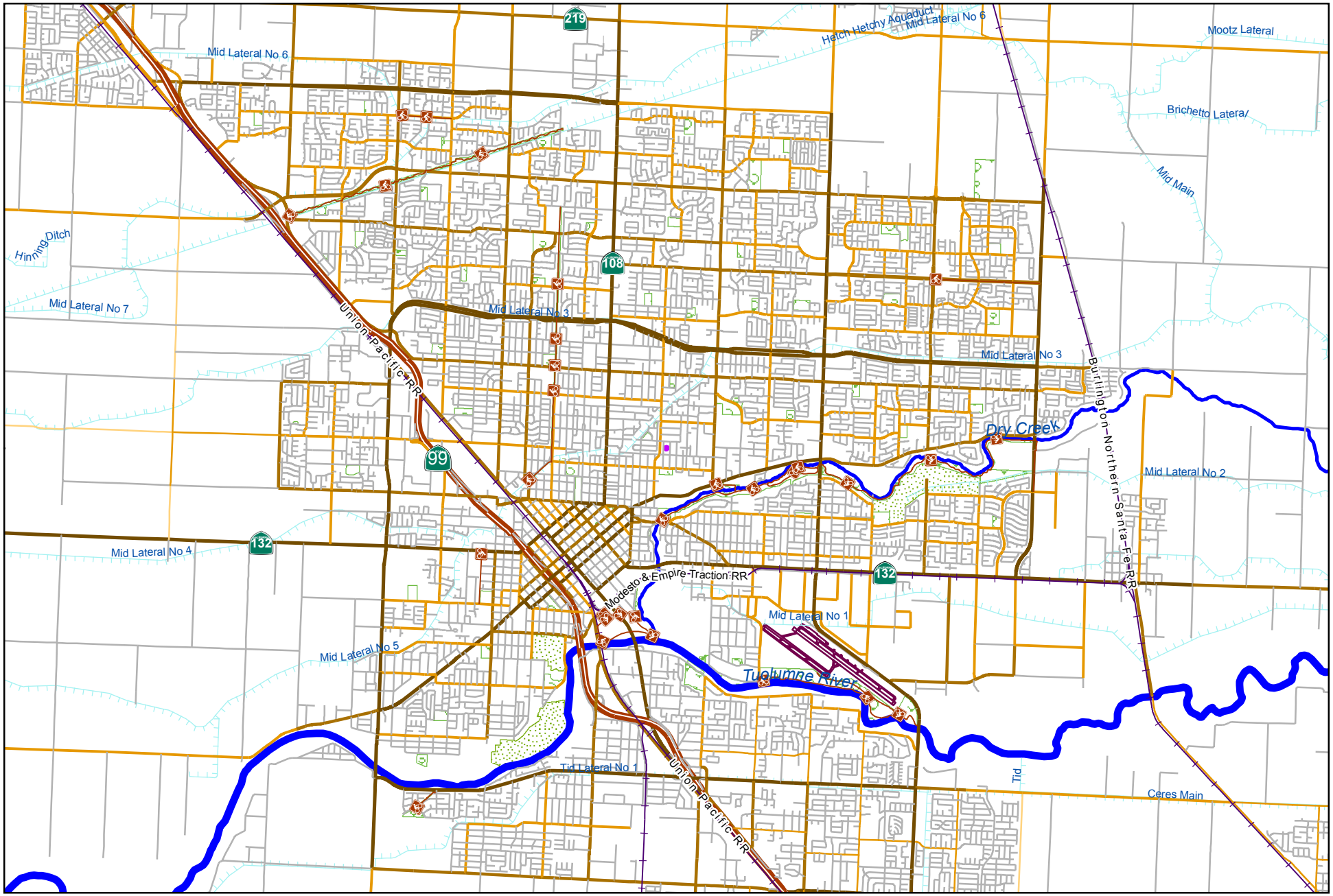

0 5,500 11,000
Feet

City of Modesto

Project #: 100980

CED.HUD - Access Center

MODESTO CALIFORNIA

CED.HUD - Access Center

100980

Capital Unsponsored

Cost Center:	14999	*Category:*	Miscellaneous	*Start Date:*	
Hosting Fund:	Capital Grants - HUD CIP Projects-3170	*Type Class:*	Miscellaneous	*End Date:*	
Element Listing:	Comm Svcs & Fac	*Area:*	Within City	*Status:*	Active
Classification:	Improvements	*Manager:*	Rocha, Tina M	*Const. Code:*	New or Future

Proj Desc: Project includes, Acquisition, Public Facility Improvement, Clearance and Remediation activities related to the Homeless Access Center. Timeline of each activity in conjunction with Focus on Prevention deliverables.

Proj Stat: Construction to be completed in fiscal year 18-19.

Revenues	Budget	Actuals+Commit	Available	Prop. Inc./Dec. for 20-21	Bud + Prop. Incr/Decr	Avail.+ Prop. Incr/Decr	21-22	22-23	23-24	24-25	Total Budgeted up to 2025
61130 Transfer In from Fund 1130	150,000	5,960	144,040	0	150,000	144,040	0	0	0	0	150,000
Revenue Totals:	150,000	5,960	144,040	0	150,000	144,040	0	0	0	0	150,000

Expenditures	Budget	Actual+Commit	Available	Prop. Inc./Dec. for 20-21	Budget+Prop. Inc./Dec.	Avail.+Prop. Inc./Dec.	21-22	22-23	23-24	24-25	Total Budgeted up to 2025
EDA Eng/Design/Admin	5,960	5,960	0	0	5,960	0	0	0	0	0	5,960
LA Land Acquisition	144,040	0	144,040	0	144,040	144,040	0	0	0	0	144,040
Expenditure Totals:	150,000	5,960	144,040	0	150,000	144,040	0	0	0	0	150,000

Fund Balance Required	Budget+Prop. Inc./Dec.	Available+Prop. Inc./Dec.
Capital Grants - HUD CIP Projects-3170	0	0

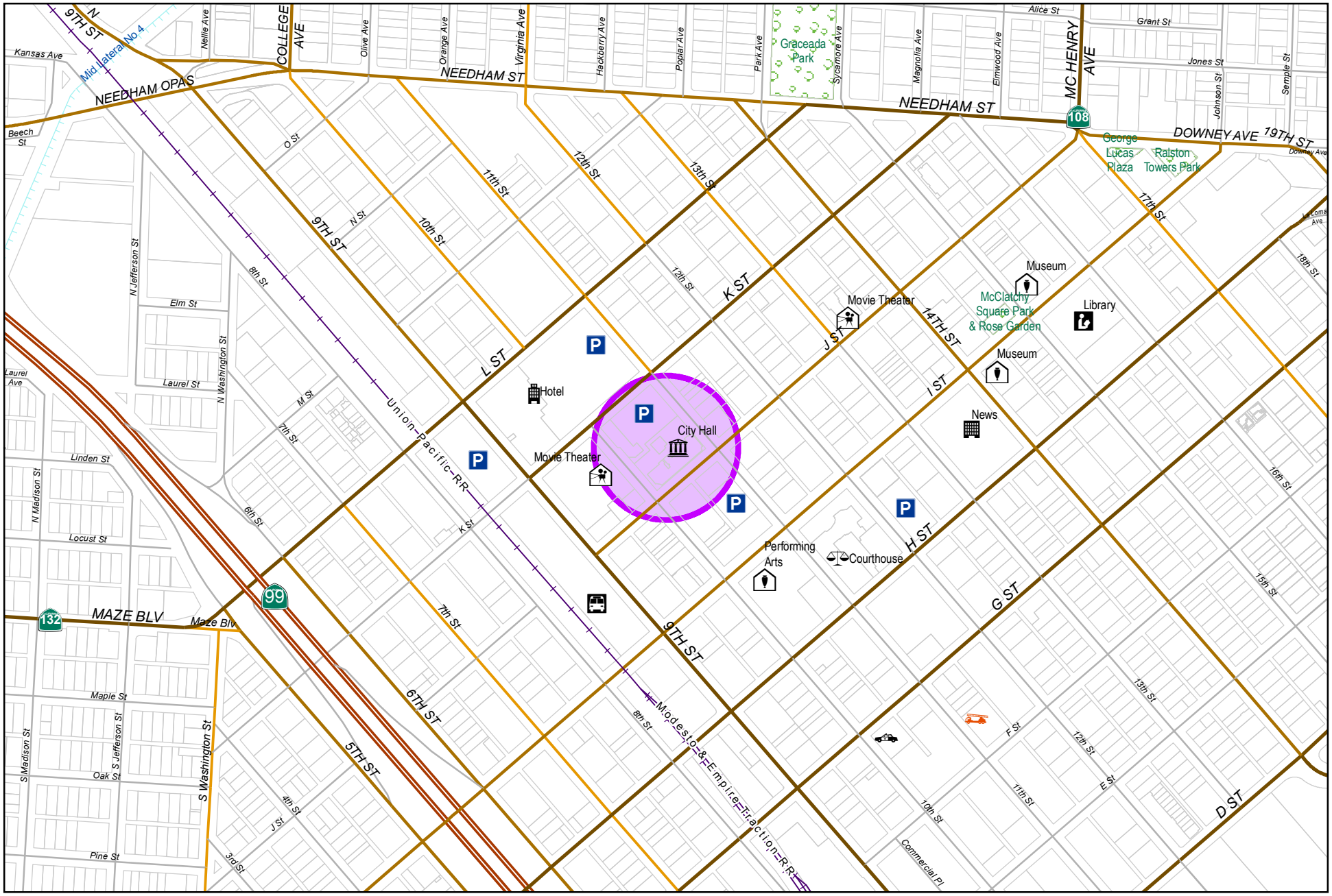

0 550 1,100
Feet

City of Modesto

Project #: 101030

UTL - Customer Services Carpet

MODESTO CALIFORNIA

UTL - Customer Services Carpet

101030

Capital Unsponsored

Cost Center:	49999	*Category:*	Miscellaneous	*Start Date:*	
Hosting Fund:	Water Fund-4100	*Type Class:*	Upgrade Replacement	*End Date:*	
Element Listing:	Comm Svcs & Fac	*Area:*	Within City	*Status:*	Active
Classification:	Replacement	*Manager:*	Franco, Jesse	*Const. Code:*	New or Future

Proj Desc: This project will replace the carpet for Customer Services. The existing carpet is lifting and tearing posing a tripping hazard to staff. The carpet will be removed and replaced with tile carpet. Additionally, the workstations will need to be moved to facilitate the carpet installation and reassembled and potentially reconfigured.

Proj Stat:

Revenues	Budget	Actuals+Commit	Available	Prop. Inc./Dec. for 20-21	Bud + Prop. Incr/Decr	Avail.+ Prop. Incr/Decr	21-22	22-23	23-24	24-25	Total Budgeted up to 2025
64210 Transfer In from Fund 4210	65,000	65,000	0	0	65,000	0	0	0	0	0	65,000
Revenue Totals:	65,000	65,000	0	0	65,000	0	0	0	0	0	65,000

Expenditures	Budget	Actual+Commit	Available	Prop. Inc./Dec. for 20-21	Budget+Prop. Inc./Dec.	Avail.+Prop. Inc./Dec.	21-22	22-23	23-24	24-25	Total Budgeted up to 2025
CA Construction Admin	10,000	0	10,000	0	10,000	10,000	0	0	0	0	10,000
CON Construction	100,000	86,924	13,076	0	100,000	13,076	0	0	0	0	100,000
CTGY-CIP Contingency - CIP	10,000	0	10,000	0	10,000	10,000	0	0	0	0	10,000
EDA Eng/Design/Admin	10,000	3,812	6,188	0	10,000	6,188	0	0	0	0	10,000
Expenditure Totals:	130,000	90,736	39,264	0	130,000	39,264	0	0	0	0	130,000

Fund Balance Required	Budget+Prop. Inc./Dec.	Available+Prop. Inc./Dec.
Water Fund-4100	65,000	39,264

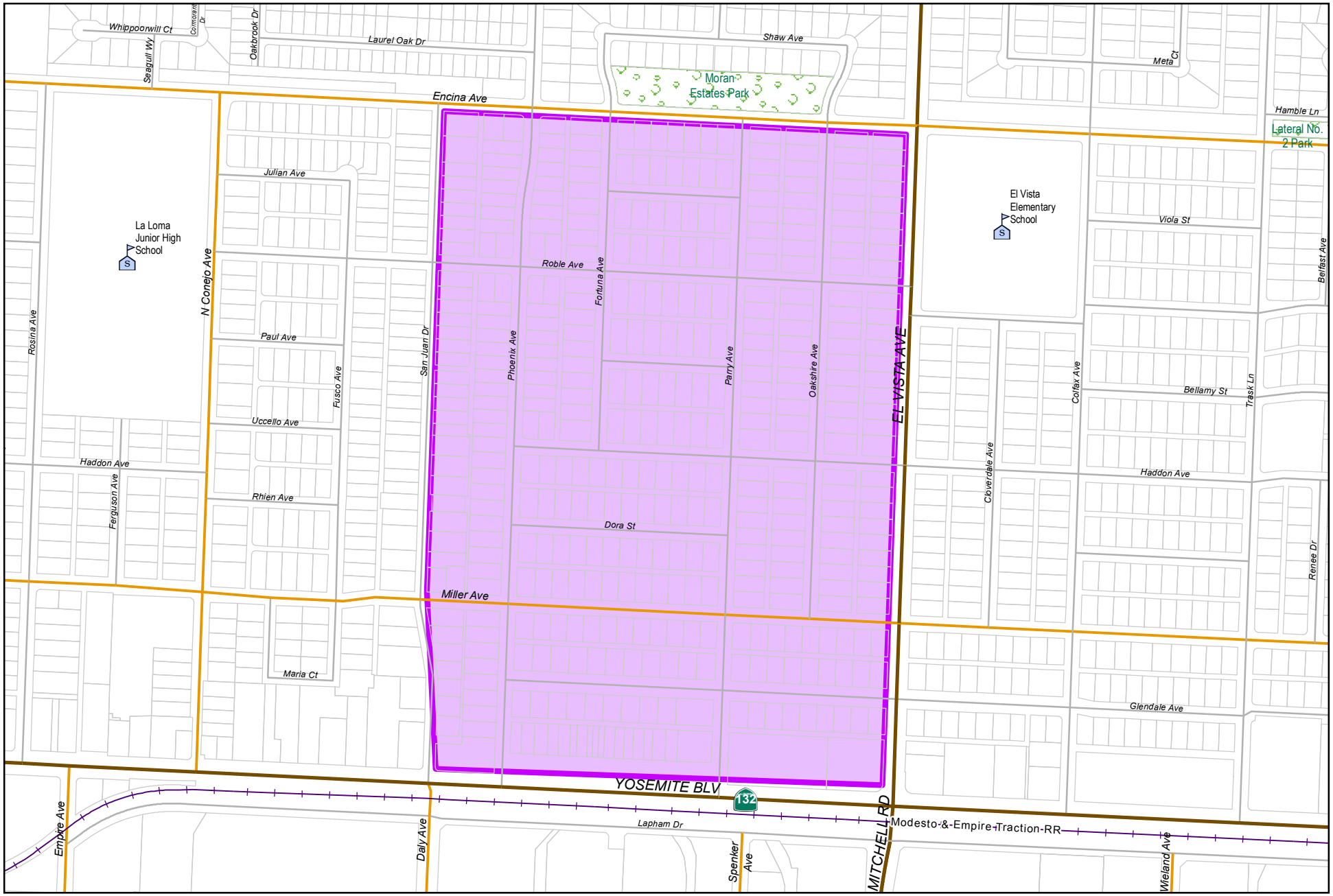

0 462.5 925
Feet

City of Modesto

Project #: 101148

CED - HUD - Public Facilities Improvement - La Loma PH 2B Fire Hydrant Additions

MODESTO CALIFORNIA

CED - HUD - Public Facilities Improvement - Fire Hydrant Project Activity 1320 101148

Capital Unsponsored

Cost Center:	14999	*Category:*	Miscellaneous	*Start Date:*	
Hosting Fund:	Capital Grants - HUD CIP Projects-3170	*Type Class:*	Miscellaneous	*End Date:*	
Element Listing:	Comm Dev	*Area:*	Within City	*Status:*	Active
Classification:	Improvements	*Manager:*	Narayan, Jessica A	*Const. Code:*	New or Future

Proj Desc:

Proj Stat: Design and construction in FY 18/19. Project to be accepted in FY 19/20 and to close in FY 20/21.

Revenues	Budget	Actuals+Commit	Available	Prop. Inc./Dec. for 20-21	Bud + Prop. Incr/Decr	Avail.+ Prop. Incr/Decr	21-22	22-23	23-24	24-25	Total Budgeted up to 2025
61130 Transfer In from Fund 1130	627,000	569,781	57,219	0	627,000	57,219	0	0	0	0	627,000
Revenue Totals:	627,000	569,781	57,219	0	627,000	57,219	0	0	0	0	627,000

Expenditures	Budget	Actual+Commit	Available	Prop. Inc./Dec. for 20-21	Budget+Prop. Inc./Dec.	Avail.+Prop. Inc./Dec.	21-22	22-23	23-24	24-25	Total Budgeted up to 2025
CA Construction Admin	355	2,085	-1,730	0	355	-1,730	0	0	0	0	355
CON Construction	569,645	568,409	1,236	0	569,645	1,236	0	0	0	0	569,645
CTGY-CIP Contingency - CIP	0	0	0	0	0	0	0	0	0	0	0
EDA Eng/Design/Admin	57,000	16,661	40,339	0	57,000	40,339	0	0	0	0	57,000
Expenditure Totals:	627,000	587,155	39,845	0	627,000	39,845	0	0	0	0	627,000

Fund Balance Required	Budget+Prop. Inc./Dec.	Available+Prop. Inc./Dec.
Capital Grants - HUD CIP Projects-3170	0	-17,374

THIS PAGE LEFT BLANK INTENTIONALLY

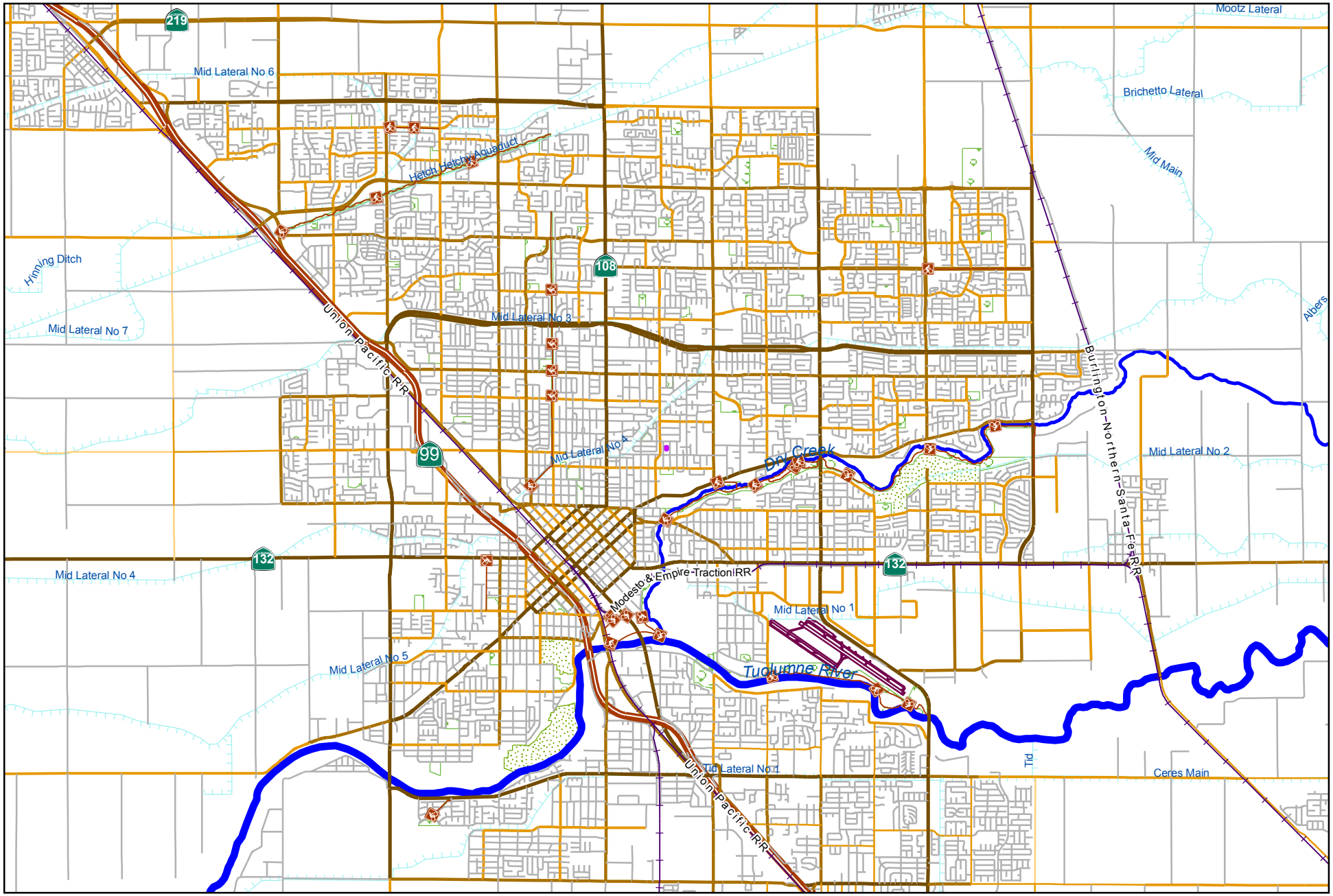

City of Modesto

Project #: 101252

PW - Parking Enforcement Strategy Capital Plan

0 5,500 11,000
Feet

MODESTO CALIFORNIA

PW - Parking Enforcement Strategy Capital Plan

101252

Capital Unsponsored

Cost Center:	59999	*Category:*	Parking	*Start Date:*	2020
Hosting Fund:	Parking Fund-4000	*Type Class:*	Infrastructure Preservation	*End Date:*	2023
Element Listing:	Comm Dev	*Area:*	Within City	*Status:*	New
Classification:	Improv	*Manager:*	Eddington-Morrison, Patricia	*Const. Code:*	New or Future

Proj Desc: The project will be a phased approach to improve ingress/egress equipment within the City's parking garages to improve customer vehicular flow. Also these funds will be used to accomplish some of the deferred maintenance backlog including pavement repairs, lighting improvements, painting, joint seals, surveillance cameras, security improvements, etc.

Proj Stat:

Expenditures	Budget	Actual+Commit	Available	Prop. Inc./Dec. for 20-21	Budget+Prop. Inc./Dec.	Avail.+Prop. Inc./Dec.	21-22	22-23	23-24	24-25	Total Budgeted up to 2025
CCF City Construct Forces	0	0	0	19,906	19,906	19,906	25,000	25,000	25,000	0	94,906
EA Equip Acquisition	0	0	0	72,465	72,465	72,465	125,000	125,000	125,000	0	447,465
Expenditure Totals:		0	0	92,371	92,371	92,371	150,000	150,000	150,000	0	542,371

Fund Balance Required	Budget+Prop. Inc./Dec.	Available+Prop. Inc./Dec.
Parking Fund-4000	92,371	92,371

PARK SYSTEM

SYSTEM OVERVIEW

The 2020-2021 Capital Improvement Program has been formulated to address the current goals and policies established by Council and as established in the 2019 City of Modesto Urban Area General Plan and the 2006 Non-Motorized Transportation Plan. This program is a continuation of the FY 19-20 program and continues to provide a financing structure to allow continued development of the full build-out of existing CFF funded parks, continued work on the Non-Motorized Transportation System, and deferred maintenance items throughout the park system. The Parks, Recreation and Neighborhoods Department has formulated a program with objectives that will accomplish these goals. These objectives include: compliance with Urban Area General Plan and Council mandates for park development and maintenance, advanced and current park planning, park land acquisition, park improvements, maximizing revenue potential of enterprise funds, relationships with community groups to form entrepreneurial partnerships, and continued expansion of the Fund Development Program.

Due to a lack of general fund allocation for parks infrastructure the ability of the Parks Maintenance Division to maintain the older parks in Modesto is severely limited. Consequently, the backlog of urgently needed repairs to these older parks has risen significantly and is estimated at roughly $58.0 million at this time. A recent infrastructure study of the Tuolumne River Regional Park demonstrated a greater than $3 million shortfall in infrastructure funding. As the years without funding have progressed, the City's Park System becomes more expensive to replace and is experiencing loss of initial investment value. To partially meet these challenges, the City Council adopted a policy to allow for the creation and operation of a fund development program through which private investment in the Parks and Trails System could come in the form of financial gifts with appropriate recognition, such as "presented by" recognition and sponsorship, term naming of facilities in return for term sponsorship, gifts and donations, and other benevolent giving opportunities. Community involvement in the form of volunteer efforts, materials donations, non-profit support, Park Partners programs and NEAT teams are strongly encouraged to help offset General Fund support. Partnering with neighbors at various parks to make improvements in the park system will continue to be a departmental priority, as funding permits.

Grant funding continues to be sought, although funding for maintenance is rarely available. Options for other local and regional financing need to be explored. New park development is financed through Capital Facilities Fee revenues and is maintained by Community Facilities Districts. The Parks, Recreation and Neighborhoods Department is also looking to acquire new parkland ahead of development to secure better land costs.

The Parks, Recreation and Neighborhoods Department has taken an aggressive role in applying for grant funding and has been successful in securing grant funding for development of the Tuolumne River Regional Park, the Virginia Corridor and other local Park Development. This has generated upwards of $30 Million in new park funding over the past 10 years, including over $9 Million for park funding over the last fiscal year. At this time there is the possibility of a few grant funded projects being added to the CIP budget in the next fiscal year.

BUDGET HIGHLIGHTS

This year's CIP budget includes seven (7) major CIP projects, the Virginia Corridor Phase 7 project, the Senior Playground at Ralston Tower Park, the Carpenter Road Area Soccer Fields (Bellenita), the Mary Grogan Community Park Phase 2, the TRRP River Pavillion, TRRP River Overlook and the TRRP Neece Drive Boat Ramp along with the design and construction of miscellaneous park system improvements.

During the year, the department made exceptional progress on many CIPs including the completion of Phase 1 of the Enslen Park Plaza and Playground, as well as much needed improvements at Sanders and Freedom Neighborhood Parks and Mellis Park Shade Structure. One of the focuses of this CIP budget will be leveraging funds through the City's Park Partners CIP Project that we hope will result in improvements to the East La Loma Playground, The Awesome Spot Playground at Beyer Community Park, and further development around the outdoor plaza area in Enslen Park.

MAJOR ACCOMPLISHMENTS

- Completed Mellis Park Shade Structure
- Completed Freedom and Sanders Warranty Resurfacing
- Completed construction of new entry doors at the Modesto Centre Plaza
- Completed Senior Center Flag Pole
- Completed Phase 1 of the Enslen Park Outdoor Plaza and Playground
- Completed a new satellite Park Operations office at the new Water Corporation yard.
- Partnered with neighbors at various parks to make improvements in the park system, such as East La Loma Park.
- Assisted Public Works staff with the design of landscape improvements for their various traffic CIP projects.

- Successful grant applications totaling more than $9.05 million
    1. Cesar E. Chavez Park Renovation - $8.5 Million
    2. Ralston Tower Park Renovation (Senior Playground) - $550,000

POLICY ISSUES

The Parks, Recreation and Neighborhoods Department will continue to assist the City Council to develop and strengthen existing policy issues over the next fiscal year. These issues include: maintenance of existing neighborhood and community parks, reduce reliance on potable water to irrigate City parks, continued development of the city's Non-Motorized transportation Plan by constructing Phase 7 of the Virginia Corridor and pursuing Proposition 68 grant funding that can be used to leverage the City's general fund investment in our City parks. Staff will also make recommendations to fund existing park renovation and deferred maintenance through various funding sources including working with neighborhood groups to leverage the Park Partners Funding provided to date.

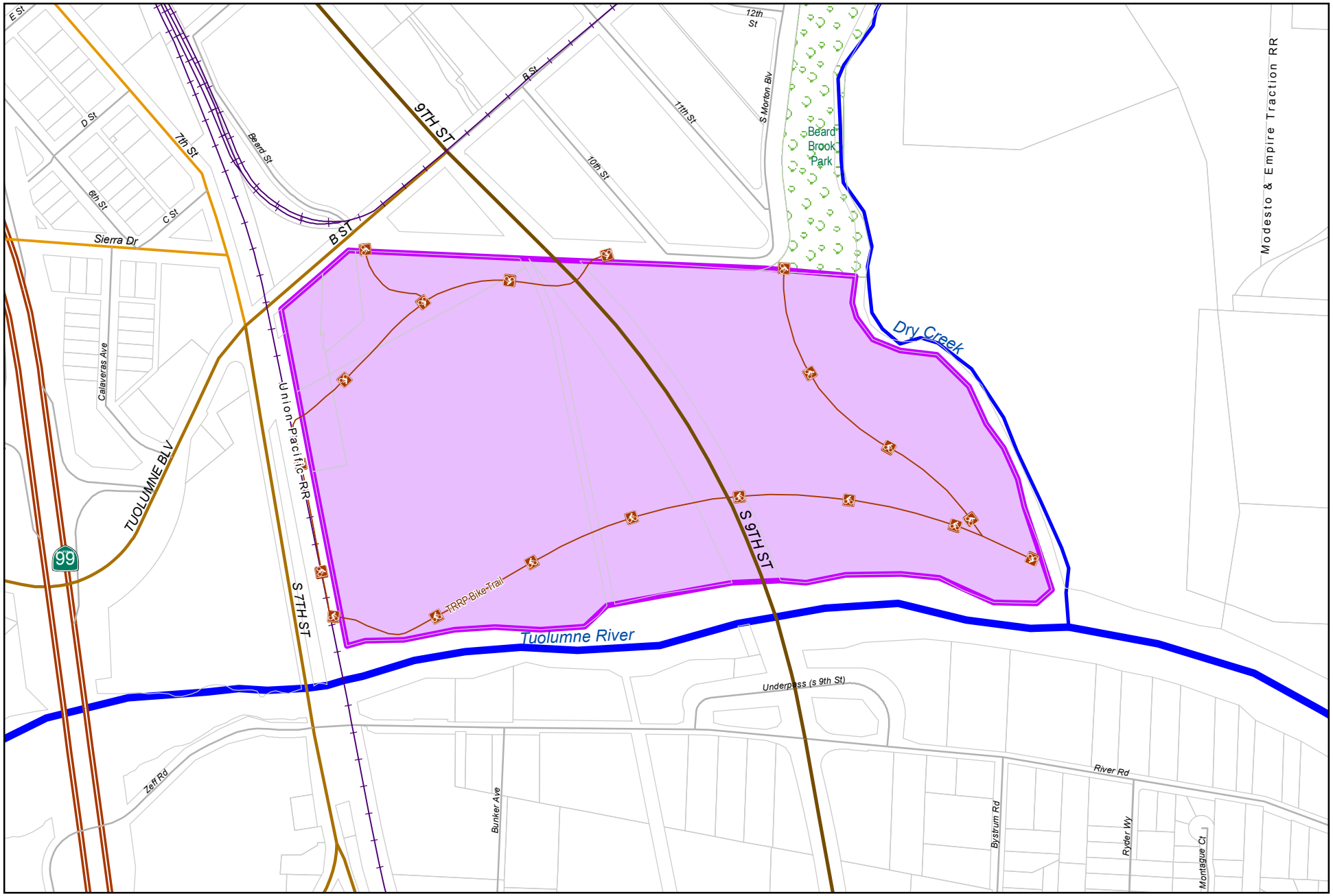

0 462.5 925
Feet

City of Modesto

Project #: 100599

PRN - TRRP Gateway Phase 2

MODESTO CALIFORNIA

PRN - TRRP Gateway Phase 2

100599

Capital Unsponsored

Cost Center:	39999	*Category:*	Parks System	*Start Date:*	
Hosting Fund:	JPA - TRRP Special Revenue Fund - CIP-6710	*Type Class:*	Expansion	*End Date:*	
Element Listing:	Env Rsrcs & Opn Spcs	*Area:*	Within City	*Status:*	Active
Classification:	Improvements	*Manager:*	Houx, Nathan G	*Const. Code:*	To be Closed

Proj Desc: Phase 2 construction in the TRRP Gateway will continue the restoration of the riparian habitat adjacent to the Tuolumne River between the 7th Street and State Route 99 bridges. In addition, this project will construct approximately 4,000LF of multi-use trails and will construct a pedestrian bridge and fishing deck. This phase will be the last phase to restore the riparian habitat areas of the TRRP Gateway Parcel.

Proj Stat: Design and construction is completed. Project to be closed.

Revenues	Budget	Actuals+Commit	Available	Prop. Inc./Dec. for 20-21	Bud + Prop. Incr/Decr	Avail.+ Prop. Incr/Decr	21-22	22-23	23-24	24-25	Total Budgeted up to 2025
42015 Intergov - Federal - Federal Highway Adminstration (DOT)	0	0	0	0	0	0	0	0	0	0	0
42050 Intergov - Federal - Land and Water Conservation	451,060	30,574	420,486	0	451,060	420,486	0	0	0	0	451,060
42165 Intergov - State - Land and Water Conservation	0	330,274	-330,274	0	0	-330,274	0	0	0	0	0
42201 Intergov - State - Natural Resources Agency	2,200,000	751,664	1,448,336	0	2,200,000	1,448,336	0	0	0	0	2,200,000
61520 Transfer In from Fund 1520	328,095	328,095	0	0	328,095	0	0	0	0	0	328,095
Revenue Totals:	2,979,155	1,440,607	1,538,548	0	2,979,155	1,538,548	0	0	0	0	3,606,155

Expenditures	Budget	Actual+Commit	Available	Prop. Inc./Dec. for 20-21	Budget+Prop. Inc./Dec.	Avail.+Prop. Inc./Dec.	21-22	22-23	23-24	24-25	Total Budgeted up to 2025
CA Construction Admin	189,774	192,032	-2,258	0	189,774	-2,258	0	0	0	0	189,774
CON Construction	2,069,336	2,068,363	973	0	2,069,336	973	0	0	0	0	2,069,336
CTGY Contingency - CIP	322,176	321,907	269	0	322,176	269	0	0	0	0	322,176
EDA Eng/Design/Admin	626,869	625,839	1,030	0	626,869	1,030	0	0	0	0	626,869
Expenditure Totals:	3,208,155	3,208,141	14	0	3,208,155	14	0	0	0	0	3,208,155

Fund Balance Required	Budget+Prop. Inc./Dec.	Available+Prop. Inc./Dec.
JPA - TRRP Special Revenue Fund - CIP-6710	229,000	-1,538,534

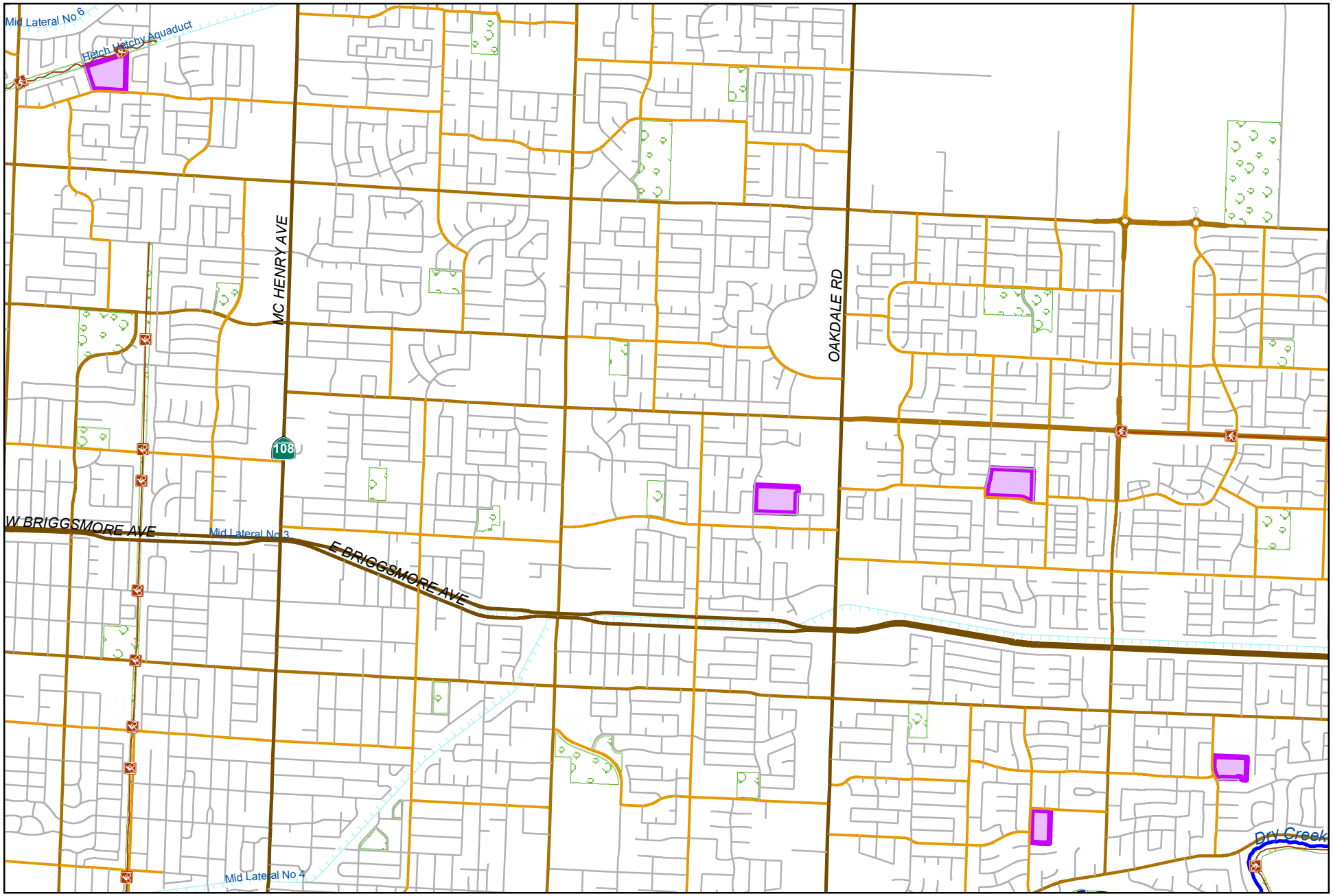

0 2,300 4,600
Feet

City of Modesto

Project #: 100677

PRN - Lighting Playgrounds & Shade

MODESTO CALIFORNIA

PRN - Lighting Playgrounds & Shade

100677

Capital Unsponsored

Cost Center:	39999	*Category:*	Parks System	*Start Date:*	2018
Hosting Fund:	Parks Capital Facility Fee Fund-3460	*Type Class:*	CFF Construction	*End Date:*	
Element Listing:	Comm Svcs & Fac	*Area:*	Within City	*Status:*	Active
Classification:	Improvements	*Manager:*	Houx, Nathan G	*Const. Code:*	New or Future

Proj Desc: Project will install improvements in existing parks listed in the CFF report and will work within the budget available. Work will include: Installation of park lighting, shade structures, water play areas, and other amenities that were not completed in initial build of these parks.

Proj Stat: Work is anticipated to begin in 2020

Expenditures	Budget	Actual+Commit	Available	Prop. Inc./Dec. for 20-21	Budget+Prop. Inc./Dec.	Avail.+Prop. Inc./Dec.	21-22	22-23	23-24	24-25	Total Budgeted up to 2025
CA Construction Admin	34,379	0	34,379	0	34,379	34,379	0	0	0	0	34,379
CON Construction	695,036	0	695,036	0	695,036	695,036	0	0	0	0	695,036
CTGY Contingency - CIP	25,282	0	25,282	0	25,282	25,282	0	0	0	0	25,282
EDA Eng/Design/Admin	31,137	2,559	28,578	0	31,137	28,578	0	0	0	0	31,137
Expenditure Totals:	785,834	2,559	783,275	0	785,834	783,275	0	0	0	0	785,834

Fund Balance Required	Budget+Prop. Inc./Dec.	Available+Prop. Inc./Dec.
Parks Capital Facility Fee Fund-3460	785,834	783,275

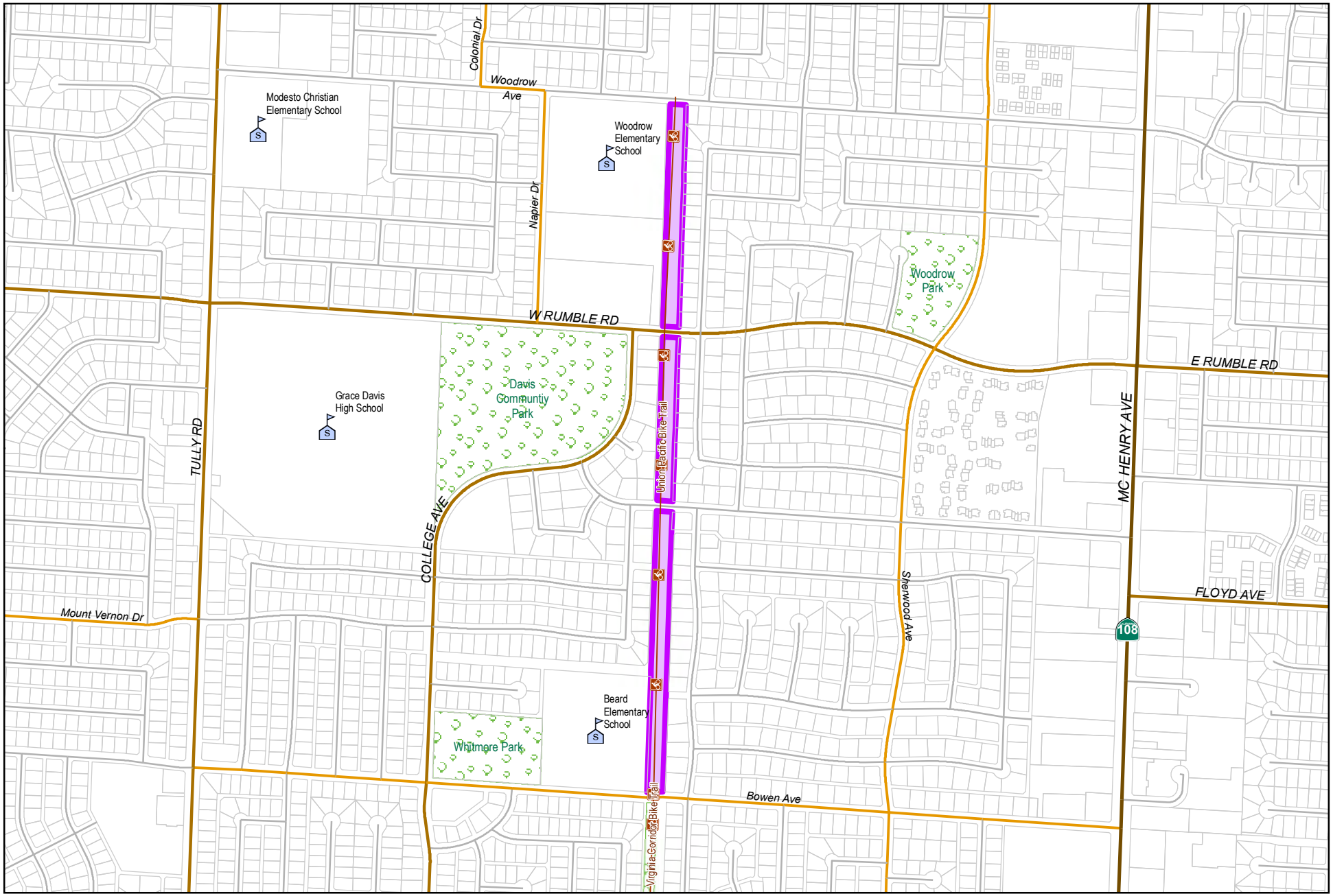

0 650 1,300
Feet

City of Modesto

Project #: 100778

PRN - Virginia Corridor Phase 6 Construction (Suspended)

MODESTO CALIFORNIA

PRN - Virginia Corridor Phase 6 Construction (Suspended)-FHWA-CalTrans-CML-5059(202)-2013-20.205 HWY Planning and Con

100778

Capital Unsponsored

Cost Center:	39999	*Category:*	Parks System	*Start Date:*	
Hosting Fund:	Capital Grants - CIP Projects-3140	*Type Class:*	Non Motorized Trail System	*End Date:*	
Element Listing:	Env Rsrcs & Opn Spcs	*Area:*	Infill Areas	*Status:*	Active
Classification:	Improvements	*Manager:*	Houx, Nathan G	*Const. Code:*	To be Closed

Proj Desc: Project will develop .75 mile of Class I bicycle and pedestrian trail along the former UPRR Tidewater Southern corridor. This project will construct the trail, install site amenities including pathway lighting, park benches, water fountain, landscaping and fencing.

$2.03 million of CMAQ and $880,000 of BTA funds are being used for the construction phase.

Proj Stat: Project is currently suspended and in final department of Transportation close-out.

Revenues	Budget	Actuals+Commit	Available	Prop. Inc./Dec. for 20-21	Bud + Prop. Incr/Decr	Avail.+ Prop. Incr/Decr	21-22	22-23	23-24	24-25	Total Budgeted up to 2025
42110 Intergov - State - CA Department of Transportation	2,031,831	1,883,695	148,136	0	2,031,831	148,136	0	0	0	0	2,031,831
42161 Intergov - State - Bicycle Trans Act (BTA)	817,441	677,274	140,167	0	817,441	140,167	0	0	0	0	817,441
63460 Transfer In from Fund 3460	445,280	445,281	-1	0	445,280	-1	0	0	0	0	445,280
Revenue Totals:	3,294,552	3,006,250	288,302	0	3,294,552	288,302	0	0	0	0	3,294,552

Expenditures	Budget	Actual+Commit	Available	Prop. Inc./Dec. for 20-21	Budget+Prop. Inc./Dec.	Avail.+Prop. Inc./Dec.	21-22	22-23	23-24	24-25	Total Budgeted up to 2025
CA Construction Admin	213,453	310,486	-97,033	0	213,453	-97,033	0	0	0	0	213,453
CON Construction	2,135,837	2,135,739	98	0	2,135,837	98	0	0	0	0	2,135,837
CTGY-CIP Contingency - CIP	170,763	170,763	0	0	170,763	0	0	0	0	0	170,763
EDA EDA	329,219	154,657	174,562	0	329,219	174,562	0	0	0	0	329,219
Expenditure Totals:	2,849,272	2,771,646	77,626	0	2,849,272	77,626	0	0	0	0	2,849,272

Fund Balance Required	Budget+Prop. Inc./Dec.	Available+Prop. Inc./Dec.
Capital Grants - CIP Projects-3140	-445,280	-210,676

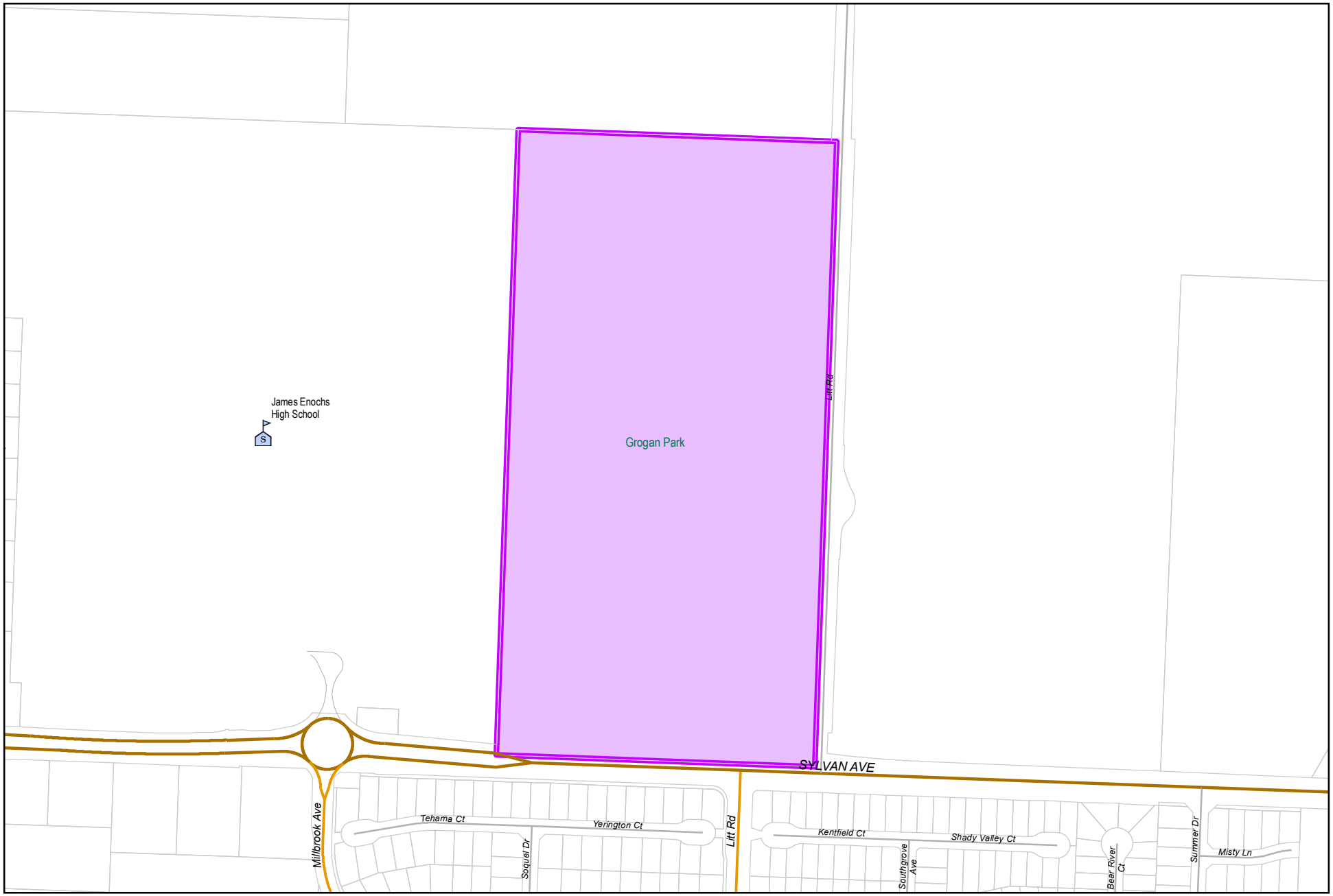

City of Modesto

Project #: 100779

PRN - Mary E. Grogan Community Park Maintenance Facility Building

MODESTO
CALIFORNIA

PRN - Mary E. Grogan Community Park Maintenance Facility Building 100779

Capital Unsponsored

Cost Center:	39999	*Category:*	Parks System	*Start Date:*	2019
Hosting Fund:	Parks Capital Facility Fee Fund-3460	*Type Class:*	CFF Construction	*End Date:*	
Element Listing:	Env Rsrcs & Opn Spcs	*Area:*	Village One	*Status:*	Active
Classification:	Improvements	*Manager:*	Houx, Nathan G	*Const. Code:*	Under Construction

Proj Desc: This project will construct a parks maintenance facility at the new north Modesto Water Corporation Yard which will allow Parks Maintenance staff to service the city parks in the NE area of the City of Modesto from this location.

Proj Stat: Project is being constructed as a part of the water corp yard and is scheduled to be completed by 2020.

Revenues	Budget	Actuals+Commit	Available	Prop. Inc./Dec. for 20-21	Bud + Prop. Incr/Decr	Avail.+ Prop. Incr/Decr	21-22	22-23	23-24	24-25	Total Budgeted up to 2025
63130 Transfer In from Fund 3130	150,000	5,106	144,894	0	150,000	144,894	0	0	0	0	150,000
Revenue Totals:	150,000	5,106	144,894	0	150,000	144,894	0	0	0	0	150,000

Expenditures	Budget	Actual+Commit	Available	Prop. Inc./Dec. for 20-21	Budget+Prop. Inc./Dec.	Avail.+Prop. Inc./Dec.	21-22	22-23	23-24	24-25	Total Budgeted up to 2025
CA Construction Admin	20,000	3,229	16,771	0	20,000	16,771	0	0	0	0	20,000
CON Construction	450,000	450,000	0	0	450,000	0	0	0	0	0	450,000
CTGY-CIP Contingency - CIP	0	0	0	0	0	0	0	0	0	0	0
EDA Eng/Design/Admin	30,000	9,691	20,309	0	30,000	20,309	0	0	0	0	30,000
Expenditure Totals:	500,000	462,919	37,081	0	500,000	37,081	0	0	0	0	500,000

Fund Balance Required	Budget+Prop. Inc./Dec.	Available+Prop. Inc./Dec.
Parks Capital Facility Fee Fund-3460	350,000	-107,813

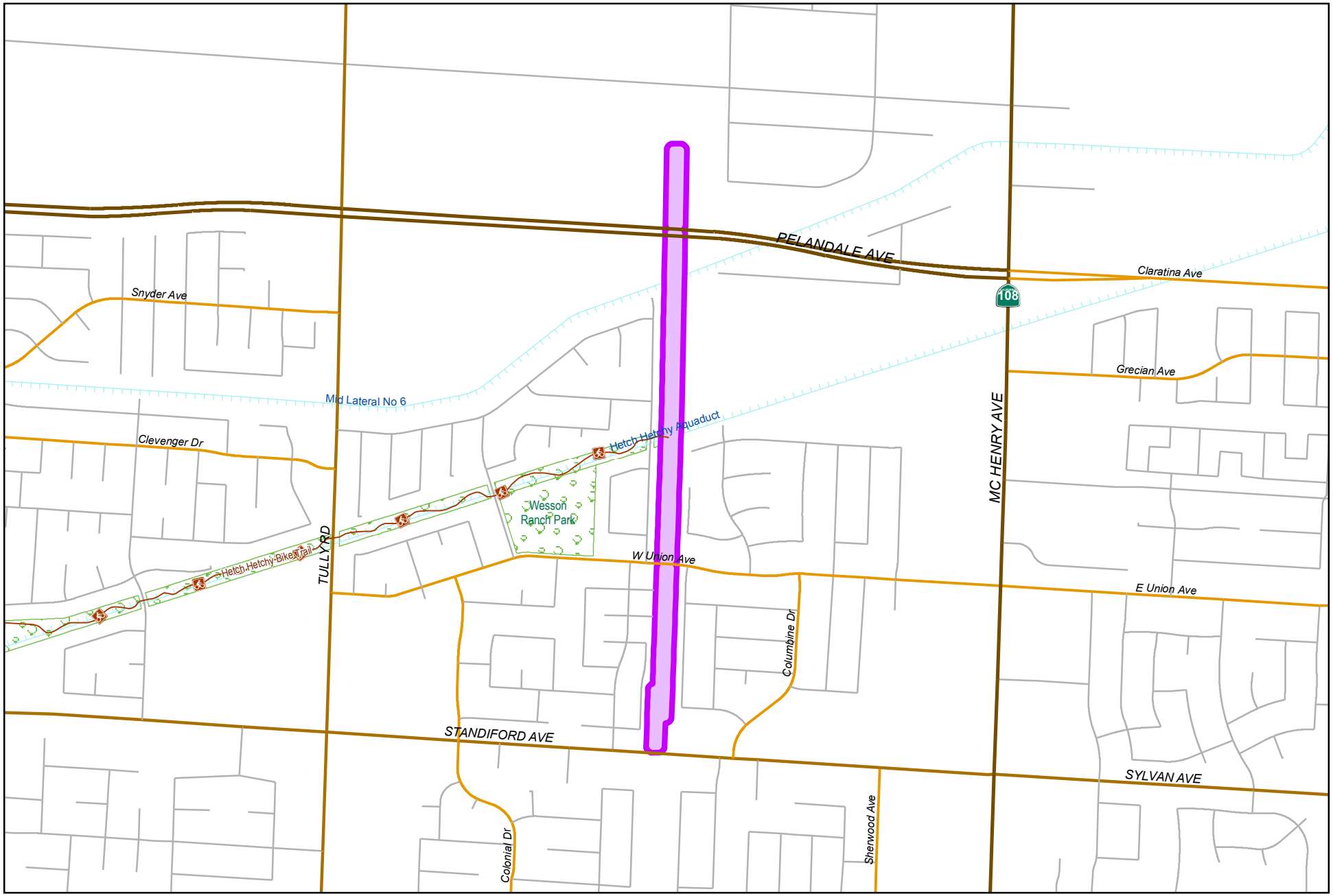

City of Modesto

Project #: 100813

PRN - Virginia Corridor Phase 7 - Design

MODESTO CALIFORNIA

PRN - Virginia Corridor Phase 7 - Design-FHWA-CalTrans-CML-5059(216)-2015-20.205 HWY Planning and Con 100813

Capital Unsponsored

Cost Center:	39999	*Category:*	Parks System	*Start Date:*	
Hosting Fund:	Capital Grants - CIP Projects-3140	*Type Class:*	Infrastructure Preservation	*End Date:*	
Element Listing:	Env Rsrcs & Opn Spcs	*Area:*	Within City	*Status:*	Active
Classification:	Improvements	*Manager:*	Houx, Nathan G	*Const. Code:*	New or Future

Proj Desc: This project is for the design and construction of the Virginia Corridor Phase 7 project which extends the Virginia Corridor from Woodrow Avenue, across Standiford Avenue and ultimately ends at the Hetch-Hetchy Right of Way just south of Pelandale Avenue.

Proj Stat: Project is in the design stage.Construction is expected to start in 2020.

Revenues	Budget	Actuals+Commit	Available	Prop. Inc./Dec. for 20-21	Bud + Prop. Incr/Decr	Avail.+ Prop. Incr/Decr	21-22	22-23	23-24	24-25	Total Budgeted up to 2025
42110 Intergov - State - CA Department of Transportation	442,650	67,372	375,278	0	442,650	375,278	0	0	0	0	442,650
42201 Intergov - State - Natural Resources Agency	3,193,401	0	3,193,401	0	3,193,401	3,193,401	0	0	0	0	3,193,401
61520 Transfer In from Fund 1520	1,038,872	12,216	1,026,656	0	1,038,872	1,026,656	0	0	0	0	1,038,872
63460 Transfer In from Fund 3460	0	0	0	0	0	0	0	0	0	0	0
Revenue Totals:	4,674,923	79,588	4,595,335	0	4,674,923	4,595,335	0	0	0	0	4,824,923

Expenditures	Budget	Actual+Commit	Available	Prop. Inc./Dec. for 20-21	Budget+Prop. Inc./Dec.	Avail.+Prop. Inc./Dec.	21-22	22-23	23-24	24-25	Total Budgeted up to 2025
CA Construction Admin	274,821	972	273,849	0	274,821	273,849	0	0	0	0	274,821
CON Construction	3,375,281	0	3,375,281	0	3,375,281	3,375,281	0	0	0	0	3,375,281
CTGY-CIP Contingency - CIP	274,821	0	274,821	0	274,821	274,821	0	0	0	0	274,821
EDA Eng/Design/Admin	750,000	593,959	156,041	0	750,000	156,041	0	0	0	0	750,000
Expenditure Totals:	4,674,923	594,931	4,079,992	0	4,674,923	4,079,992	0	0	0	0	4,674,923

Fund Balance Required	Budget+Prop. Inc./Dec.	Available+Prop. Inc./Dec.
Capital Grants - CIP Projects-3140	0	-515,343

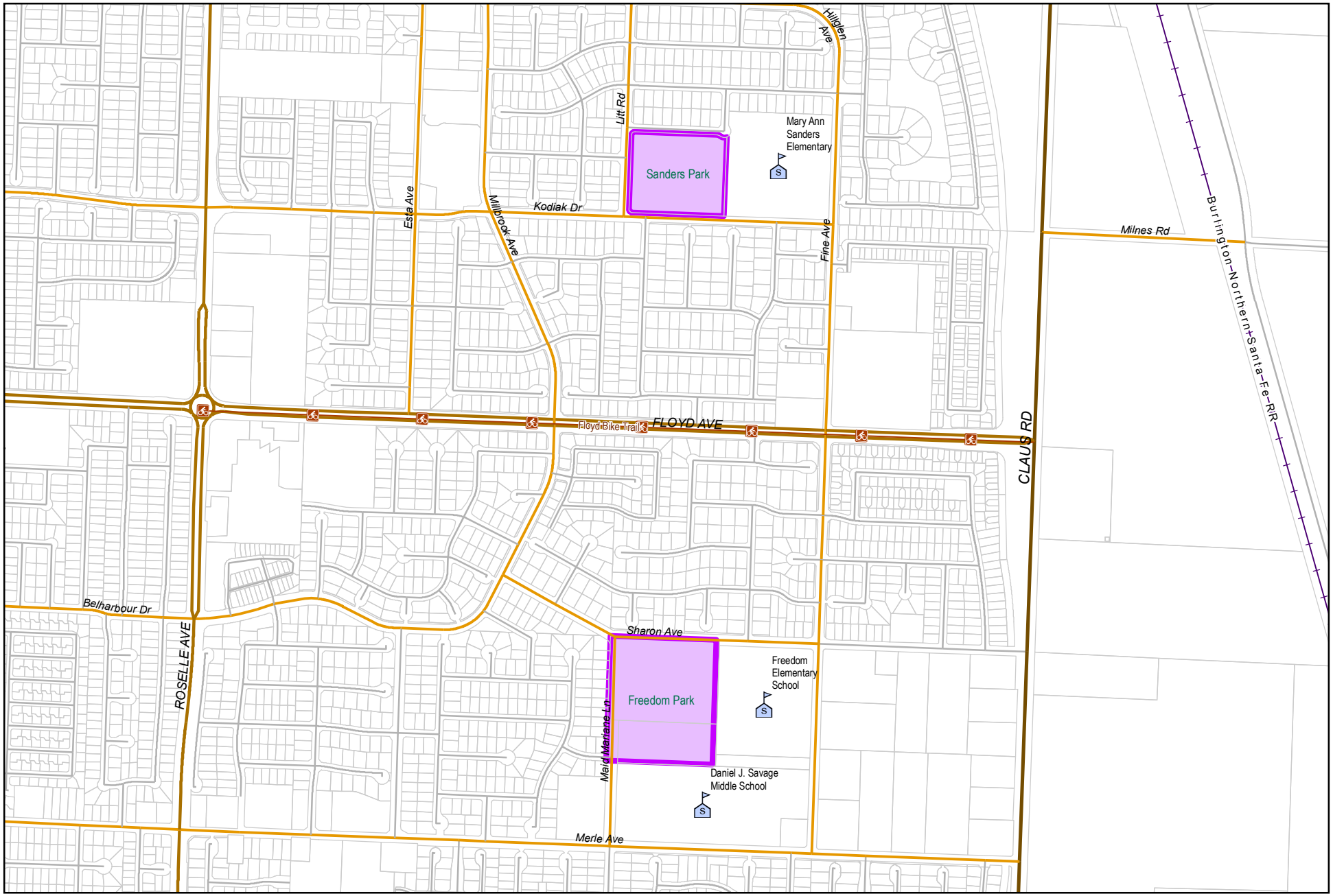

0 750 1,500
Feet

City of Modesto

Project #: 100892

PRN - Sanders and Freedom Neighborhood Parks Renovation Project

MODESTO CALIFORNIA

CED - Sanders and Freedom Neighborhood Parks Renovation Project 100892

Capital Unsponsored

Cost Center:	14999	*Category:*	Parks System	*Start Date:*	
Hosting Fund:	Village One #2 CFD Fund-3290	*Type Class:*	CFD Parks	*End Date:*	
Element Listing:	Env Rsrcs & Opn Spcs	*Area:*	Village One	*Status:*	Active
Classification:	Replacement	*Manager:*	Houx, Nathan G	*Const. Code:*	To be Closed

Proj Desc: Playground improvements at Freedom and Sanders Park will replace current play equipment and site furnishings that are outdated or worn out. In addition, the existing rubber surfacing will be upgraded to a newer, longer-lasting play surfacing.

Proj Stat: Project is completed.

Revenues	Budget	Actuals+Commit	Available	Prop. Inc./Dec. for 20-21	Bud + Prop. Incr/Decr	Avail.+ Prop. Incr/Decr	21-22	22-23	23-24	24-25	Total Budgeted up to 2025
63200 Transfer In from Fund 3200	247,256	247,256	0	0	247,256	0	0	0	0	0	247,256
Revenue Totals:	247,256	247,256	0	0	247,256	0	0	0	0	0	247,256

Expenditures	Budget	Actual+Commit	Available	Prop. Inc./Dec. for 20-21	Budget+Prop. Inc./Dec.	Avail.+Prop. Inc./Dec.	21-22	22-23	23-24	24-25	Total Budgeted up to 2025
CA Construction Admin	23,826	26,289	-2,463	0	23,826	-2,463	0	0	0	0	23,826
CON Construction	397,101	397,101	0	0	397,101	0	0	0	0	0	397,101
CTGY-CIP Contingency - CIP	29,783	28,295	1,488	0	29,783	1,488	0	0	0	0	29,783
EDA Eng/Design/Admin	39,013	42,934	-3,921	0	39,013	-3,921	0	0	0	0	39,013
Expenditure Totals:	489,723	494,619	-4,896	0	489,723	-4,896	0	0	0	0	489,723

Fund Balance Required	Budget+Prop. Inc./Dec.	Available+Prop. Inc./Dec.
Village One #2 CFD Fund-3290	242,467	-4,896

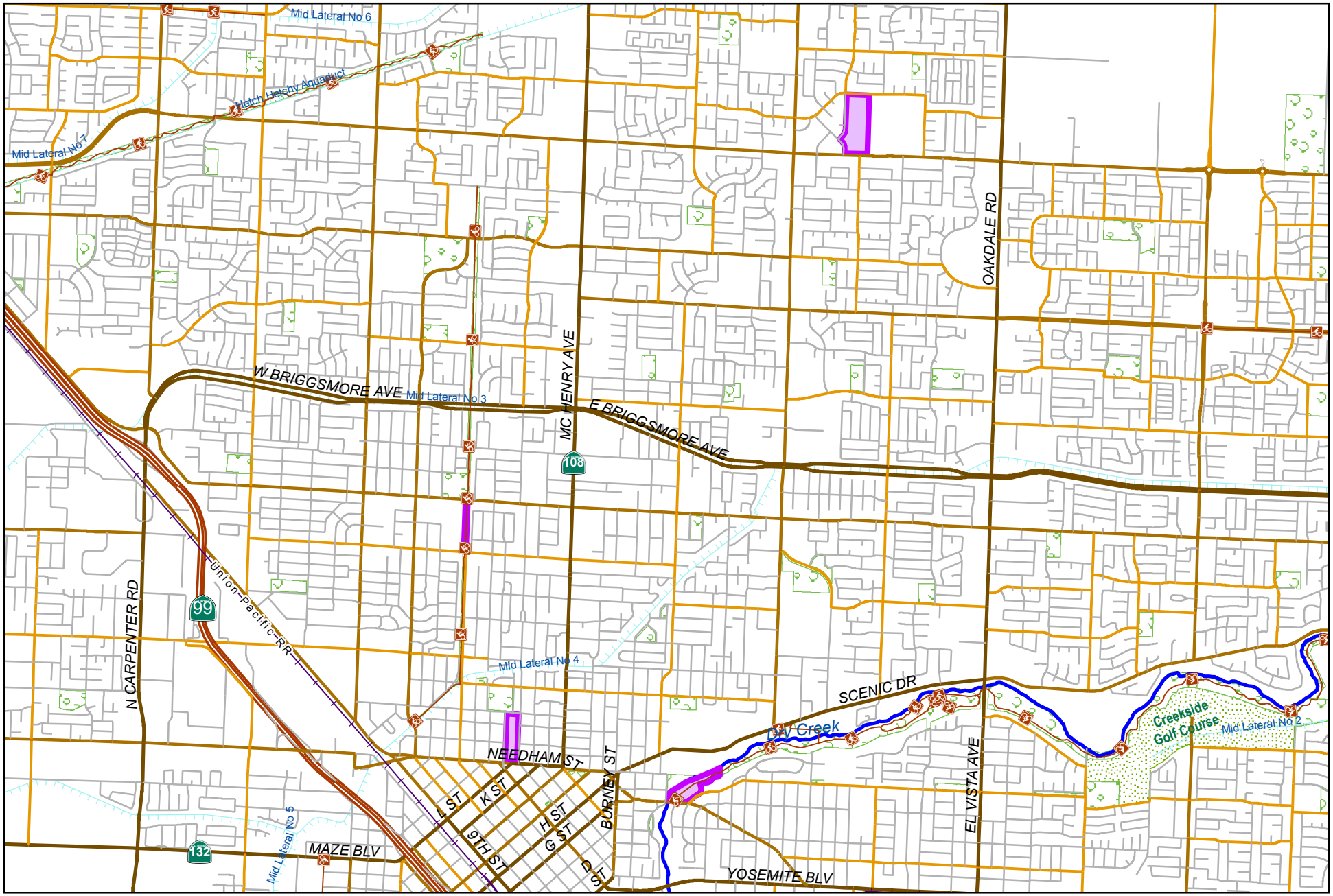

0 3,050 6,100
Feet

City of Modesto

Project #: 100911

PRN - Various Parks Partners Projects 2016

MODESTO CALIFORNIA

CED - Various Parks Partners Projects 2016

100911

Capital Unsponsored

Cost Center:	14999	*Category:*	Parks System	*Start Date:*	2016
Hosting Fund:	Parks Fund-3130	*Type Class:*	General Improvements	*End Date:*	
Element Listing:	Comm Dev	*Area:*	Within City	*Status:*	Active
Classification:	Improvements	*Manager:*	Houx, Nathan G	*Const. Code:*	Under Construction

Proj Desc: This project will house all Park Partner's projects. Tasks are being utilized to track each projects revenue and expenses. The potential projects are tentative and are listed in the expense budget.

Proj Stat: Ongoing - Projects are identified and reviewed as volunteer organizations come forward.

Revenues	Budget	Actuals+Commit	Available	Prop. Inc./Dec. for 20-21	Bud + Prop. Incr/Decr	Avail.+ Prop. Incr/Decr	21-22	22-23	23-24	24-25	Total Budgeted up to 2025
47005 Miscellaneous Revenue	49,290	100,251	-50,961	0	49,290	-50,961	0	0	0	0	49,290
Revenue Totals:	49,290	100,251	-50,961	0	49,290	-50,961	0	0	0	0	49,290

Expenditures	Budget	Actual+Commit	Available	Prop. Inc./Dec. for 20-21	Budget+Prop. Inc./Dec.	Avail.+Prop. Inc./Dec.	21-22	22-23	23-24	24-25	Total Budgeted up to 2025
Beardbrook Park Train CA BB Train-CA	1,000	165	835	0	1,000	835	0	0	0	0	1,000
Beardbrook Park Train CON BB Train-CON	3,000	315	2,685	0	3,000	2,685	0	0	0	0	3,000
Beardbrook Park Train EDA BB Train-EDA	11,000	9,763	1,237	0	11,000	1,237	0	0	0	0	11,000
Bellenita Soccer-EDA Bellenita Soccer-EDA	0	0	0	0	0	0	0	0	0	0	0
Bellenita Soccer-ENV Bellenita Soccer ENV	0	0	0	0	0	0	0	0	0	0	0
BP Playground-EDA BP Play-EDA	0	0	0	0	0	0	0	0	0	0	0
Cath Everet Court-CCF CEveret Court-CCF	2,000	0	2,000	0	2,000	2,000	0	0	0	0	2,000
Cath Everet Court-EDA CEveret Court-EDA	3,000	2,062	938	0	3,000	938	0	0	0	0	3,000
East La Loma Play-CCF East La Loma-CCF	5,000	2,914	2,086	0	5,000	2,086	0	0	0	0	5,000
East La Loma Play-CON East La Loma-CON	100,000	0	100,000	0	100,000	100,000	0	0	0	0	100,000
East La Loma Play-EDA East La Loma-EDA	7,000	4,898	2,102	0	7,000	2,102	0	0	0	0	7,000
Garrison Park Improve-CON GP Improve-CON	4,588	4,588	0	0	4,588	0	0	0	0	0	4,588
Garrison Park Improve-EDA GP Improve-EDA	2,900	2,900	0	0	2,900	0	0	0	0	0	2,900
Gen. Parks Partners-CTGY General PP-CTGY	104,174	0	104,174	0	104,174	104,174	0	0	0	0	104,174
Graceada Ten Crt-EDA Graceada Ten Crt-EDA	2,000	715	1,285	0	2,000	1,285	0	0	0	0	2,000
Graceada Ten Crts-CON Graceada Ten Crt-CON	3,000	1,728	1,272	0	3,000	1,272	0	0	0	0	3,000
Graceda Park Pool-CON Graceda Pool-CON	13,000	11,312	1,688	0	13,000	1,688	0	0	0	0	13,000
Graceda Park Pool-EDA Graceda Pool-EDA	9,000	8,420	580	0	9,000	580	0	0	0	0	9,000

Graceda Park Tot Play-CCF Graceda Tot Play-CCF	2,000	791	1,209	0	2,000	1,209	0	0	0	0	2,000
Graceda Park Tot Play-CON Graceda Tot Play-CON	7,000	5,130	1,870	0	7,000	1,870	0	0	0	0	7,000
Graceda Park Tot Play-EDA Graceda Tot Play-EDA	2,000	866	1,134	0	2,000	1,134	0	0	0	0	2,000
John Thurman Improve-CON John Thurman-CON	2,784	2,784	0	0	2,784	0	0	0	0	0	2,784
Mancini Bowl-CON Mancini-CON	0	0	0	0	0	0	0	0	0	0	0
Mancini Bowl-EDA Mancini-EDA	15,000	11,807	3,193	0	15,000	3,193	0	0	0	0	15,000
McHenry Mansion-CON McHenry Mansion-CON	18,000	18,000	0	0	18,000	0	0	0	0	0	18,000
Orchard Park Improve-CON OP Improve-CON	5,000	1,543	3,457	0	5,000	3,457	0	0	0	0	5,000
Orchard Park Improve-EDA OP Improve-EDA	2,000	1,738	262	0	2,000	262	0	0	0	0	2,000
SR Center Flag-CON SR Center Flag-CON	5,000	4,021	979	0	5,000	979	0	0	0	0	5,000
VC Fitness Equip-EDA VC Fit Equip-EDA	3,000	3,303	-303	0	3,000	-303	0	0	0	0	3,000
Expenditure Totals:	332,446	99,762	232,684	0	332,446	232,684	0	0	0	0	332,446

Fund Balance Required	Budget+Prop. Inc./Dec.	Available+Prop. Inc./Dec.
Parks Fund-3130	283,156	283,645

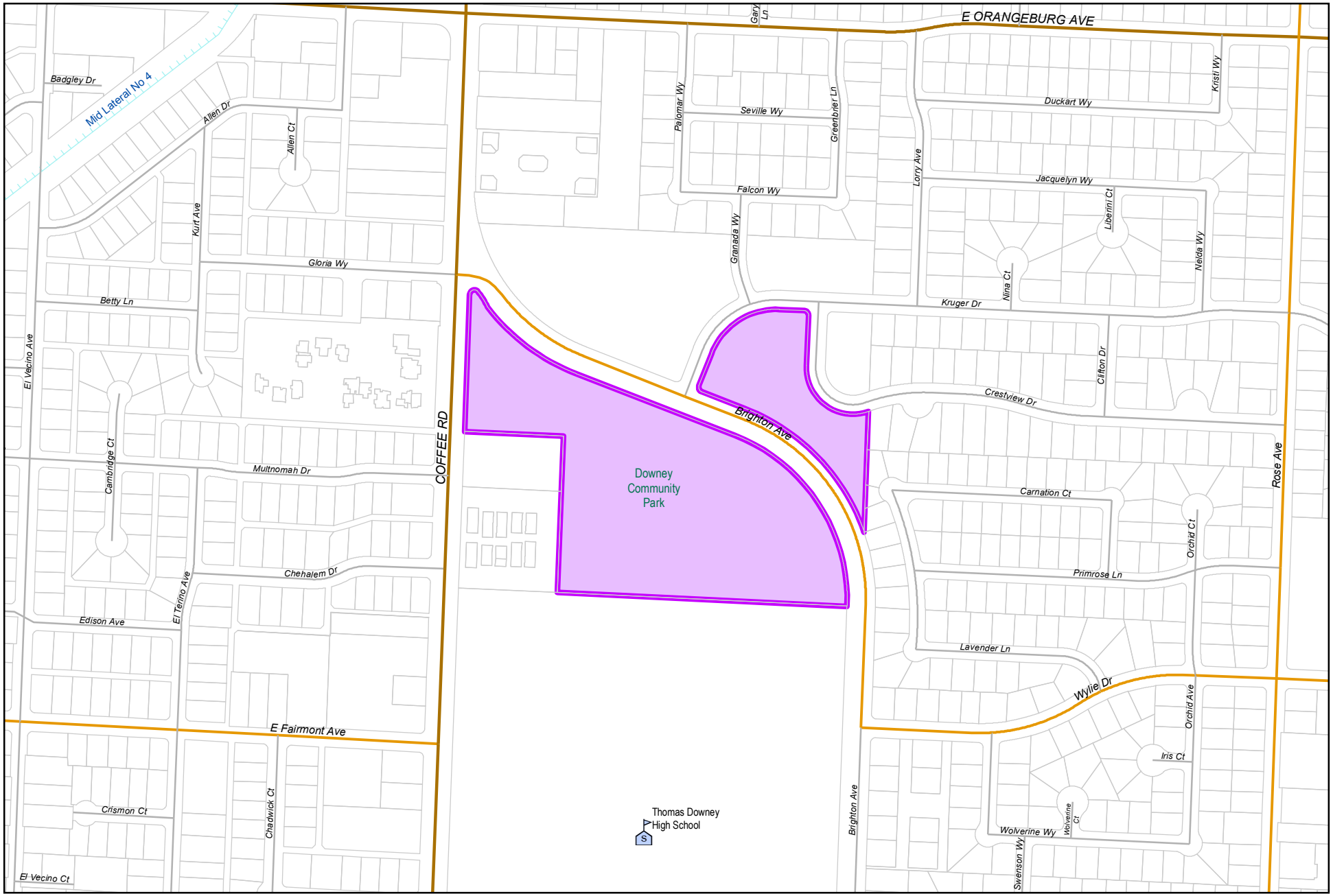

City of Modesto

Project #: 100922

PRN - Downey Shade Structure Replacement

CED - Downey Shade Structure Replacement

100922

Capital Unsponsored

Cost Center:	14999	*Category:*	Parks System	*Start Date:*	
Hosting Fund:	Parks Fund-3130	*Type Class:*	General Improvements	*End Date:*	
Element Listing:	Comm Dev	*Area:*	Within City	*Status:*	Active
Classification:	Replacement	*Manager:*	Houx, Nathan G	*Const. Code:*	New or Future

Proj Desc: This project will demolish the existing shade structure at Downey Park and construct a replacement shade structure in its place. The project will include the following tasks; demolition of concrete pad & wood shade structure; construction of new concrete surface area as well as a new, metal shade structure. Site amenities may include the installation of additional picnic tables as well as safety lighting.

Proj Stat: Construction expected to begin in 2020.

Revenues	Budget	Actuals+Commit	Available	Prop. Inc./Dec. for 20-21	Bud + Prop. Incr/Decr	Avail.+ Prop. Incr/Decr	21-22	22-23	23-24	24-25	Total Budgeted up to 2025
65800 Transfer In from Fund 5800	200,000	200,000	0	0	200,000	0	0	0	0	0	200,000
Revenue Totals:	200,000	200,000	0	0	200,000	0	0	0	0	0	200,000

Expenditures	Budget	Actual+Commit	Available	Prop. Inc./Dec. for 20-21	Budget+Prop. Inc./Dec.	Avail.+Prop. Inc./Dec.	21-22	22-23	23-24	24-25	Total Budgeted up to 2025
CON Construction	210,000	0	210,000	0	210,000	210,000	0	0	0	0	210,000
CTGY-CIP Contingency - CIP	20,000	0	20,000	0	20,000	20,000	0	0	0	0	20,000
EDA Eng/Design/Admin	20,000	30,683	-10,683	0	20,000	-10,683	0	0	0	0	20,000
Expenditure Totals:	250,000	30,683	219,317	0	250,000	219,317	0	0	0	0	250,000

Fund Balance Required	Budget+Prop. Inc./Dec.	Available+Prop. Inc./Dec.
Parks Fund-3130	50,000	219,317

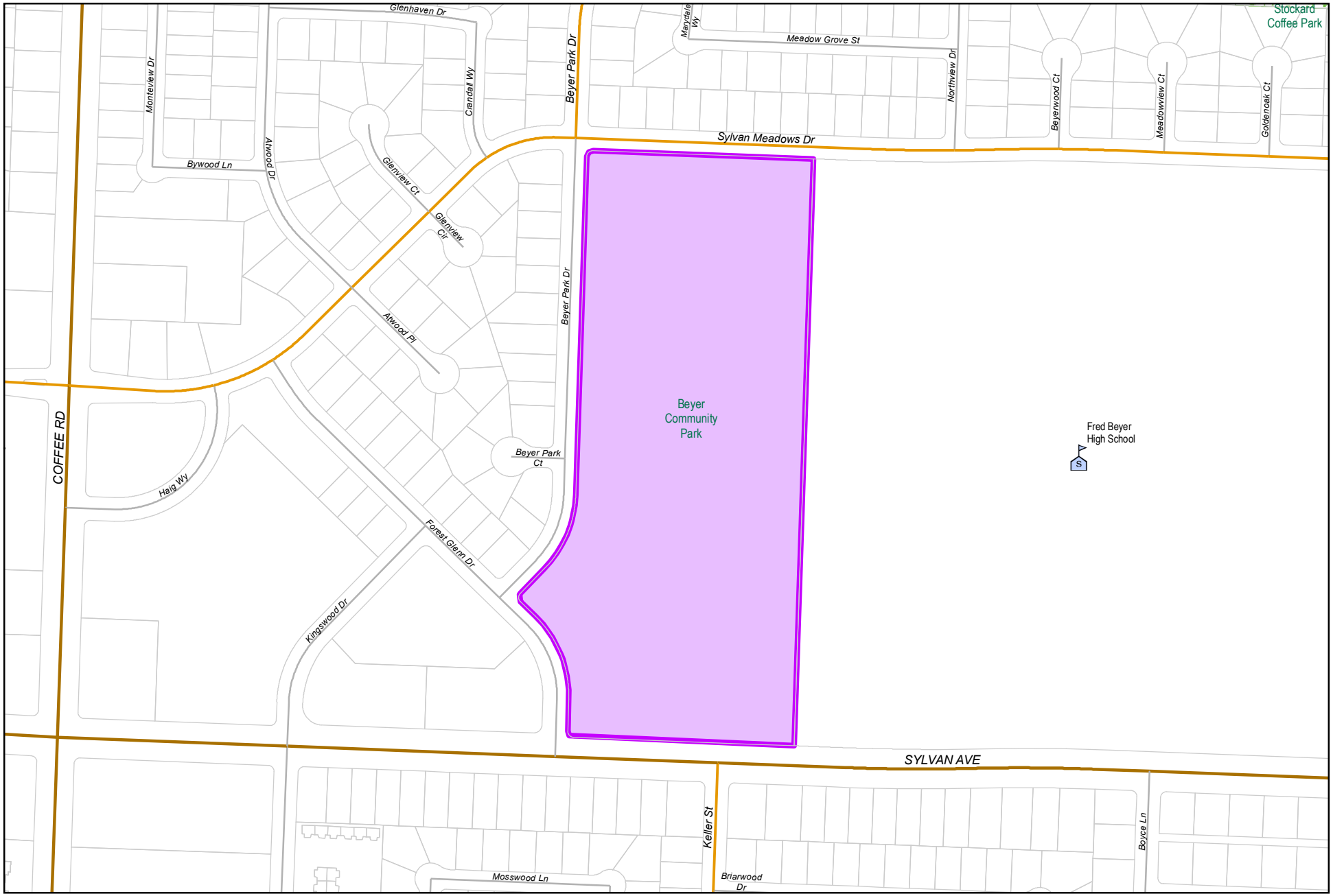

0 310 620
Feet

City of Modesto

Project #: 100984

PRN - Awesome Spot Playground at Beyer Park

MODESTO CALIFORNIA

PRN - Awesome Spot Playground at Beyer Park

100984

Capital Unsponsored

Cost Center:	39999	*Category:*	Parks System	*Start Date:*	
Hosting Fund:	Parks Fund-3130	*Type Class:*	Miscellaneous	*End Date:*	
Element Listing:	Comm Svcs & Fac	*Area:*	Within City	*Status:*	Active
Classification:	Replacement	*Manager:*	Houx, Nathan G	*Const. Code:*	New or Future

Proj Desc: The project will design and construct an inclusive playground at Beyer Community Park. The project will likely have grant funds and donated revenue.

Proj Stat: Planning and Fundraising stage.

Revenues	Budget	Actuals+Commit	Available	Prop. Inc./Dec. for 20-21	Bud + Prop. Incr/Decr	Avail.+ Prop. Incr/Decr	21-22	22-23	23-24	24-25	Total Budgeted up to 2025
47031 Miscellaneous Donations/Contribution - Non- Intergov	8,250	8,250	0		8,250	0	0	0	0	0	8,250
60100 Transfer In from Fund 0100	0	0	0		0	0	0	0	0	0	0
Revenue Totals:	8,250	8,250	0	0	8,250	0	0	0	0	0	208,250

Expenditures	Budget	Actual+Commit	Available	Prop. Inc./Dec. for 20-21	Budget+Prop. Inc./Dec.	Avail.+Prop. Inc./Dec.	21-22	22-23	23-24	24-25	Total Budgeted up to 2025
CON Construction	8,250	0	8,250	92,000	100,250	100,250	0	0	0	0	100,250
EDA Eng/Design/Admin	14,000	14,777	-777	0	14,000	-777	0	0	0	0	14,000
ENV CIP - Environmental	1,000	0	1,000	0	1,000	1,000	0	0	0	0	1,000
Expenditure Totals:	23,250	14,777	8,473	92,000	115,250	100,473	0	0	0	0	115,250

Fund Balance Required	Budget+Prop. Inc./Dec.	Available+Prop. Inc./Dec.
Parks Fund-3130	107,000	100,473

City of Modesto

Project #: 101017

PRN - Mary E. Grogan Community Park - Phase 2

PRN - Mary E. Grogan Community Park - Phase 2

101017

Capital Unsponsored

Cost Center:	39999	*Category:*	Parks System	*Start Date:*	2019
Hosting Fund:	Parks Capital Facility Fee Fund-3460	*Type Class:*	CFF Construction	*End Date:*	
Element Listing:	Comm Svcs & Fac	*Area:*	Village One	*Status:*	Active
Classification:	Improvements	*Manager:*	Houx, Nathan G	*Const. Code:*	New or Future

Proj Desc: The project will comprise of the design, bidding and construction of Phase 2 of Mary E. Grogan Community Park. The project will include completion of the rest of the community park portion of the project which will include grading, drainage, irrigation, landscaping, sidewalks, play area, shade structure, drinking fountains, picnic tables, benches, security lighting and other park amenities.

Proj Stat: Design work to begin in 2020.

Expenditures	Budget	Actual+Commit	Available	Prop. Inc./Dec. for 20-21	Budget+Prop. Inc./Dec.	Avail.+Prop. Inc./Dec.	21-22	22-23	23-24	24-25	Total Budgeted up to 2025
CA Construction Admin	150,000	0	150,000	0	150,000	150,000	0	0	0	0	150,000
CON Construction	1,500,000	0	1,500,000	0	1,500,000	1,500,000	0	0	0	0	1,500,000
CTGY-CIP Contingency - CIP	150,000	0	150,000	0	150,000	150,000	0	0	0	0	150,000
EDA Eng/Design/Admin	150,000	2,610	147,390	0	150,000	147,390	0	0	0	0	150,000
Expenditure Totals:	1,950,000	2,610	1,947,390	0	1,950,000	1,947,390	0	0	0	0	1,950,000

Fund Balance Required	Budget+Prop. Inc./Dec.	Available+Prop. Inc./Dec.
Parks Capital Facility Fee Fund-3460	1,950,000	1,947,390

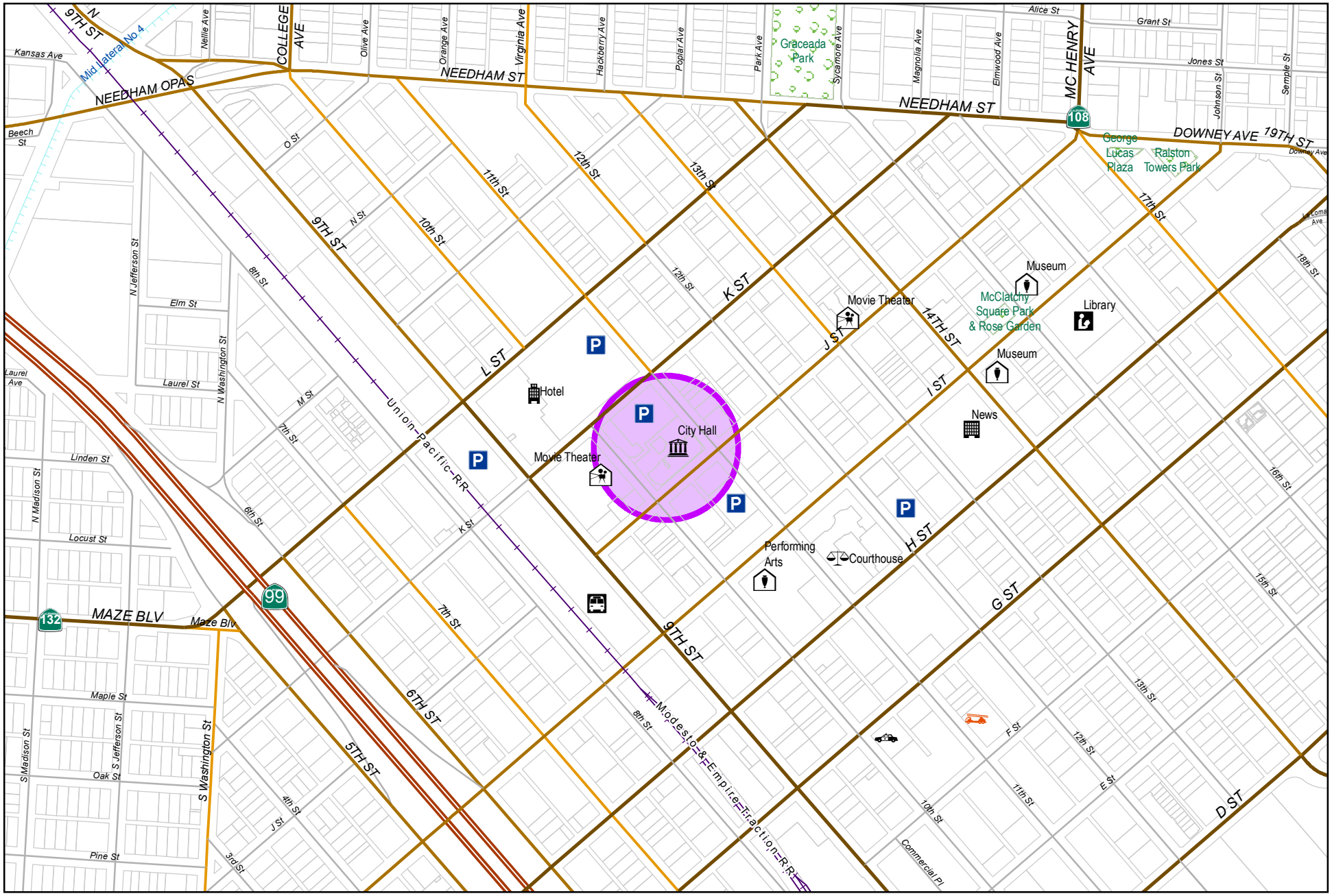

0 550 1,100
Feet

City of Modesto

Project #: 101051

PRN - PerfectMind Rec Software

MODESTO CALIFORNIA

PRN - PerfectMind Rec Software

101051

Capital Unsponsored

Cost Center:	39999	*Category:*	Parks System	*Start Date:*	2016
Hosting Fund:	Parks Fund-3130	*Type Class:*	Information Technology	*End Date:*	
Element Listing:	Comm Dev	*Area:*	Within City	*Status:*	Active
Classification:	Replacement	*Manager:*	Paladini, David J	*Const. Code:*	Construction Completed

Proj Desc: Acquisition, implementation, installation training PRND hardware upgrades and finance software integration of a new recreation software PerfectMind. This project will hold the FY 16-17 funding dedicated to the project.

Proj Stat: Software implementation is complete. Final peripheral purchases and installation, as well as final customization of reports and will be completed in 2020.

Revenues	Budget	Actuals+Commit	Available	Prop. Inc./Dec. for 20-21	Bud + Prop. Incr/Decr	Avail.+ Prop. Incr/Decr	21-22	22-23	23-24	24-25	Total Budgeted up to 2025
60100 Transfer In from Fund 0100	70,000	70,000	0	0	70,000	0	0	0	0	0	70,000
Revenue Totals:	70,000	70,000	0	0	70,000	0	0	0	0	0	70,000

Expenditures	Budget	Actual+Commit	Available	Prop. Inc./Dec. for 20-21	Budget+Prop. Inc./Dec.	Avail.+Prop. Inc./Dec.	21-22	22-23	23-24	24-25	Total Budgeted up to 2025
CC Consultant Charges	53,000	47,785	5,215	0	53,000	5,215	0	0	0	0	53,000
OC Other Cost - CIP	17,000	17,362	-362	0	17,000	-362	0	0	0	0	17,000
Expenditure Totals:	70,000	65,147	4,853	0	70,000	4,853	0	0	0	0	70,000

Fund Balance Required	Budget+Prop. Inc./Dec.	Available+Prop. Inc./Dec.
Parks Fund-3130	0	4,853

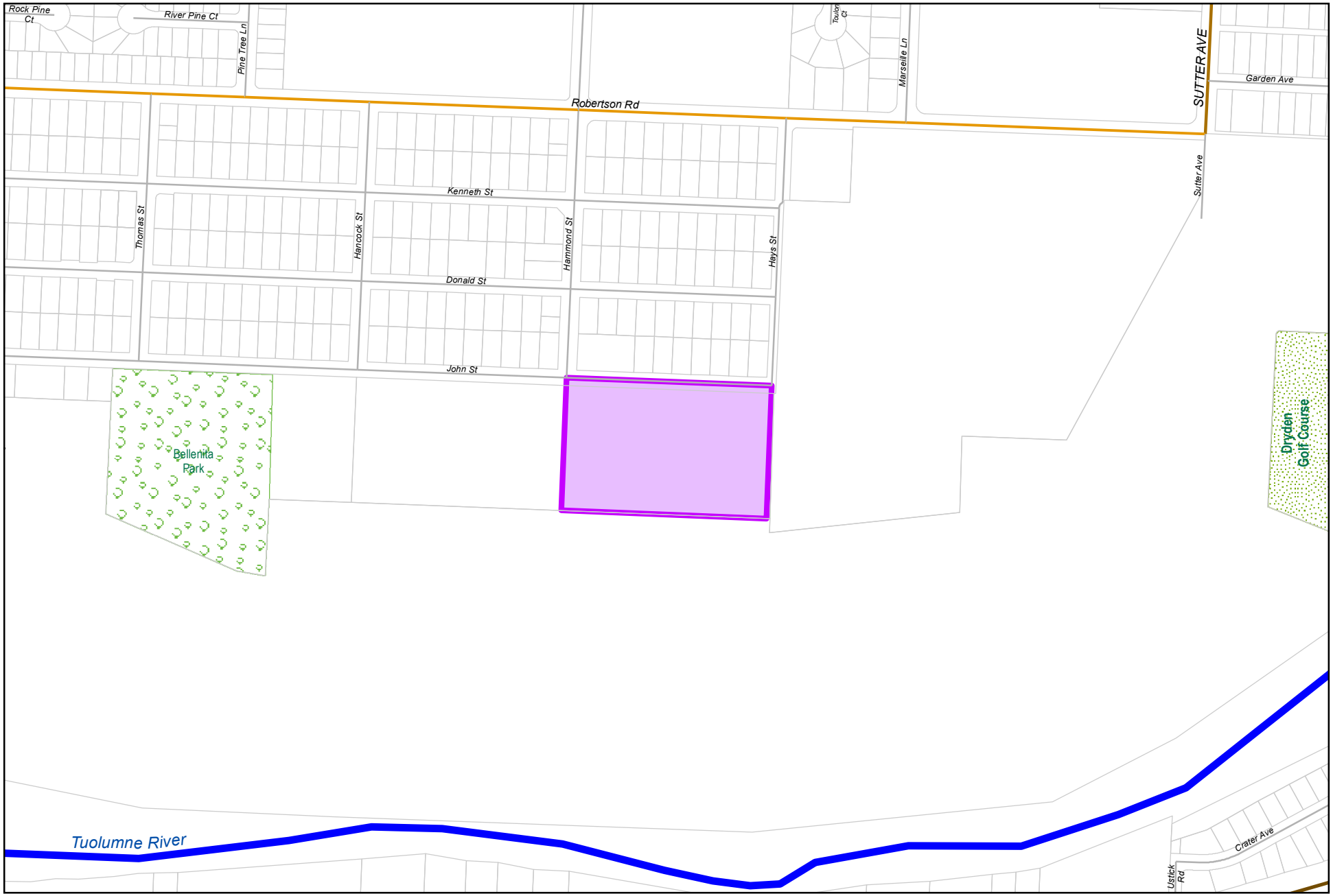

0 387.5 775
Feet

City of Modesto

Project #: 101061

PRN - TRRP Carpenter Road Area Soccer Complex

MODESTO CALIFORNIA

PRN - TRRP Carpenter Road Area Soccer Complex

101061

Capital Unsponsored

Cost Center:	89999	*Category:*	Parks System	*Start Date:*	2019
Hosting Fund:	JPA - TRRP Special Revenue Fund - CIP-6710	*Type Class:*	General Improvements	*End Date:*	
Element Listing:	Env Rsrcs & Opn Spcs	*Area:*	Within City	*Status:*	Active
Classification:	Improvements	*Manager:*	Houx, Nathan G	*Const. Code:*	New or Future

Proj Desc: This project will fund the design, bidding and development of three soccer fields, parking lot, security lighting, fencing, landscape and irrigation at the Carpenter Road Area Soccer Complex to the east of Bellenita park and Northwest of the Sutter Primary Treatment Plant.

Proj Stat: Project is in the design phase.

Revenues	Budget	Actuals+Commit	Available	Prop. Inc./Dec. for 20-21	Bud + Prop. Incr/Decr	Avail.+ Prop. Incr/Decr	21-22	22-23	23-24	24-25	Total Budgeted up to 2025
42201 Intergov - State - Natural Resources Agency	1,000,000	0	1,000,000	0	1,000,000	1,000,000	0	0	0	0	1,000,000
63130 Transfer In from Fund 3130	35,000	35,000	0	0	35,000	0	0	0	0	0	35,000
Revenue Totals:	1,035,000	35,000	1,000,000	0	1,035,000	1,000,000	0	0	0	0	1,105,000

Expenditures	Budget	Actual+Commit	Available	Prop. Inc./Dec. for 20-21	Budget+Prop. Inc./Dec.	Avail.+Prop. Inc./Dec.	21-22	22-23	23-24	24-25	Total Budgeted up to 2025
CA Construction Admin	45,500	0	45,500	0	45,500	45,500	0	0	0	0	45,500
CON Construction	909,000	0	909,000	0	909,000	909,000	0	0	0	0	909,000
CTGY-CIP Contingency - CIP	45,500	0	45,500	0	45,500	45,500	0	0	0	0	45,500
EDA Eng/Design/Admin	25,000	8,464	16,536	0	25,000	16,536	0	0	0	0	25,000
ENV CIP - Environmental	10,000	8,523	1,477	0	10,000	1,477	0	0	0	0	10,000
Expenditure Totals:	1,035,000	16,987	1,018,013	0	1,035,000	1,018,013	0	0	0	0	1,035,000

Fund Balance Required	Budget+Prop. Inc./Dec.	Available+Prop. Inc./Dec.
JPA - TRRP Special Revenue Fund - CIP-6710	0	18,013

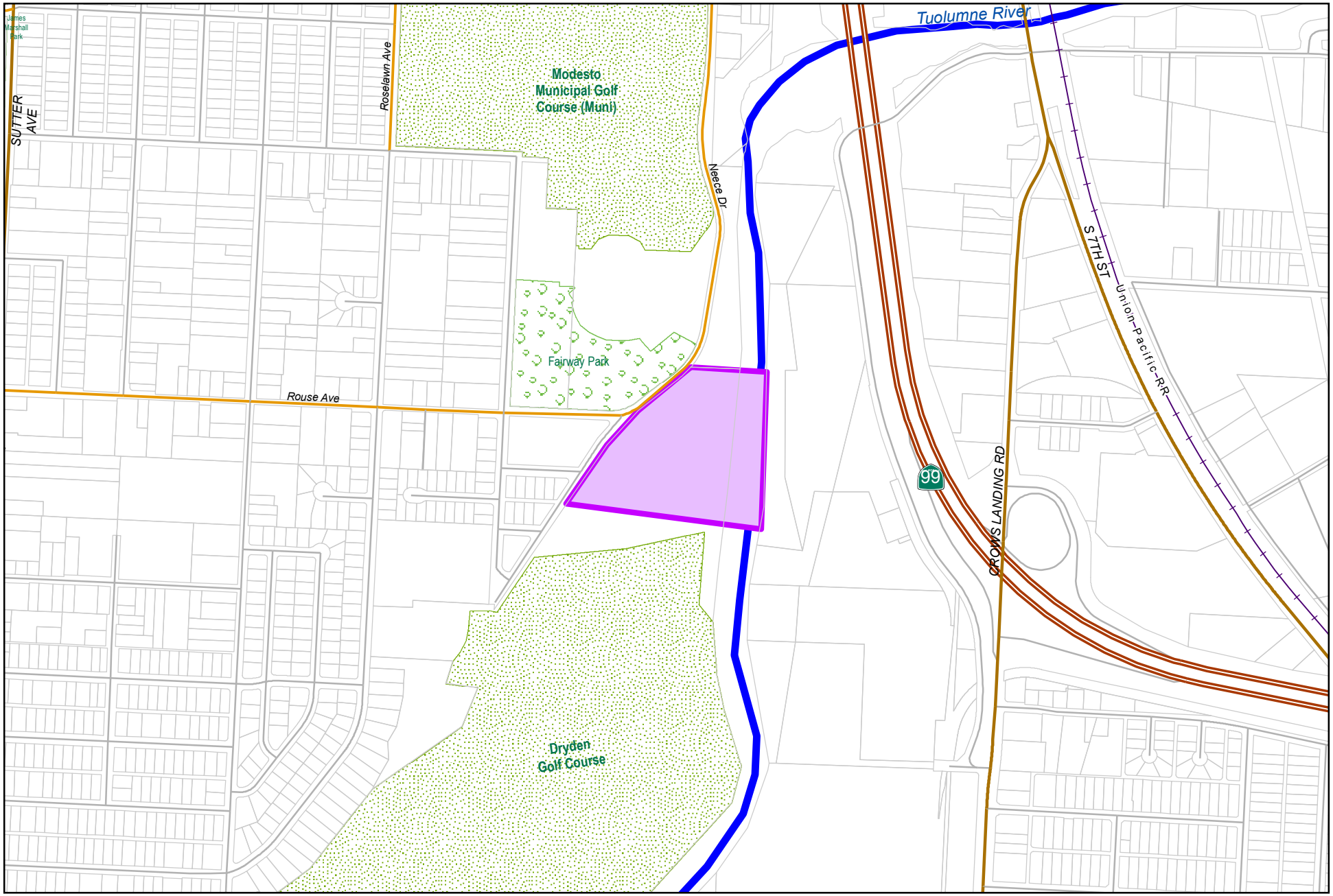

City of Modesto

Project #: 101071

PRN - TRRP Neece Drive Boat Launch

MODESTO CALIFORNIA

PRN - TRRP Neece Drive Boat Launch

101071

Capital Unsponsored

Cost Center:	89999	*Category:*	Parks System	*Start Date:*	2019
Hosting Fund:	JPA - TRRP Special Revenue Fund - CIP-6710	*Type Class:*	General Improvements	*End Date:*	
Element Listing:	Env Rsrcs & Opn Spcs	*Area:*	Within City	*Status:*	Active
Classification:	Improvements	*Manager:*	Houx, Nathan G	*Const. Code:*	New or Future

Proj Desc: This project will fund the design, permitting, bidding and development of a non-motorized boat launch, concrete pathways, parking area, security lighting post and cable fencing and landscaping at the TRRP Neece Drive Boat Launch locate along Neece Drive north of Dryden Golf Course.

Proj Stat: Project is in the design and permitting phase.

Revenues	Budget	Actuals+Commit	Available	Prop. Inc./Dec. for 20-21	Bud + Prop. Incr/Decr	Avail.+ Prop. Incr/Decr	21-22	22-23	23-24	24-25	Total Budgeted up to 2025
42201 Intergov - State - Natural Resources Agency	780,000	0	780,000	0	780,000	780,000	0	0	0	0	780,000
Revenue Totals:	780,000	0	780,000	0	780,000	780,000	0	0	0	0	780,000

Expenditures	Budget	Actual+Commit	Available	Prop. Inc./Dec. for 20-21	Budget+Prop. Inc./Dec.	Avail.+Prop. Inc./Dec.	21-22	22-23	23-24	24-25	Total Budgeted up to 2025
CA Construction Admin	51,416	0	51,416	0	51,416	51,416	0	0	0	0	51,416
CON Construction	514,168	0	514,168	0	514,168	514,168	0	0	0	0	514,168
CTGY-CIP Contingency - CIP	51,416	0	51,416	0	51,416	51,416	0	0	0	0	51,416
EDA Eng/Design/Admin	188,000	150,949	37,051	0	188,000	37,051	0	0	0	0	188,000
Expenditure Totals:	805,000	150,949	654,051	0	805,000	654,051	0	0	0	0	805,000

Fund Balance Required	Budget+Prop. Inc./Dec.	Available+Prop. Inc./Dec.
JPA - TRRP Special Revenue Fund - CIP-6710	25,000	-125,949

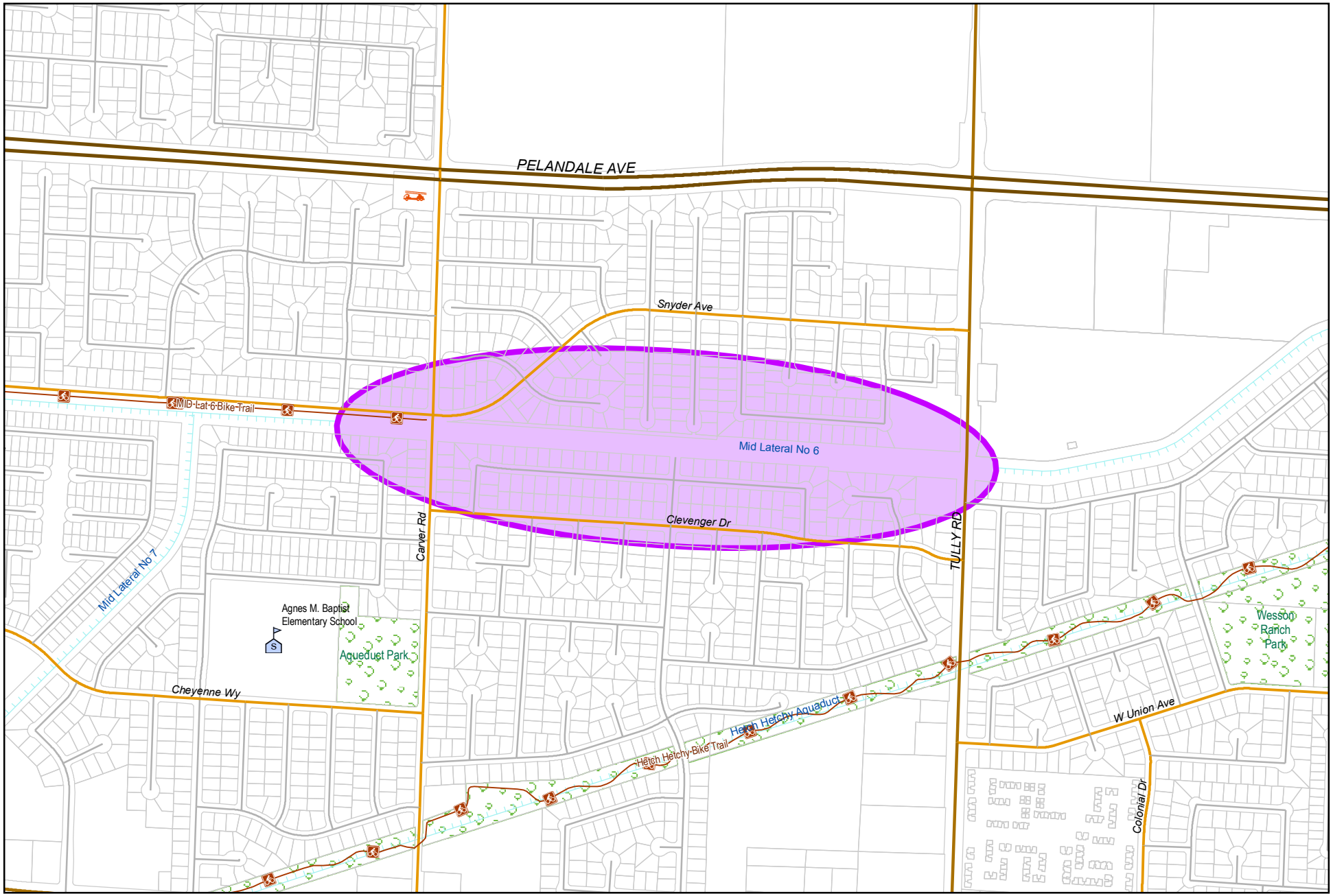

0 650 1,300
Feet

City of Modesto

Project #: 101073

CED - Carver/Bangs Pelandale/Snyder Bike Trail System - CAP

MODESTO
CALIFORNIA

CED - Carver/Bangs Pelandale/Snyder Bike Trail System - CAP

101073

Capital Unsponsored

Cost Center:	14999	*Category:*	Parks System	*Start Date:*	
Hosting Fund:	Pelandale/Snyder CFD Fund - Capital Fund	*Type Class:*	CFD Bike Trails	*End Date:*	
Element Listing:	Comm Svcs & Fac	*Area:*	Pelandale-Snyder	*Status:*	Active
Classification:	Improvements	*Manager:*	Soares, Phillip	*Const. Code:*	New or Future

Proj Desc: This project will provide funding to construct a Class I bike trail between Carver Rd. and the Union Pacific Railroad along the MID canal. Improvements include fencing, landscaping and 10' wide bike path. A portion of the project was constructed by a developer. The developer was reimbursed per the terms of the CFD Acquisition and Shortfall Agreement. This project was previously project 100092 held in fund 3280.

Proj Stat: Design is 95% complete. Anticipate bidding with Tully Rd Safety Improvements (101089).

Revenues	Budget	Actuals+Commit	Available	Prop. Inc./Dec. for 20-21	Bud + Prop. Incr/Decr	Avail.+ Prop. Incr/Decr	21-22	22-23	23-24	24-25	Total Budgeted up to 2025
61410 Transfer In from Fund 1410	205,591	0	205,591	0	205,591	205,591	0	0	0	0	205,591
63270 Transfer In from Fund 3270	60,000	60,000	0	0	60,000	0	0	0	0	0	60,000
Revenue Totals:	265,591	60,000	205,591	0	265,591	205,591	0	0	0	0	1,045,591

Expenditures	Budget	Actual+Commit	Available	Prop. Inc./Dec. for 20-21	Budget+Prop. Inc./Dec.	Avail.+Prop. Inc./Dec.	21-22	22-23	23-24	24-25	Total Budgeted up to 2025
CA Construction Admin	73,847	1,076	72,771	0	73,847	72,771	0	0	0	0	73,847
CON Construction	775,816	11,572	764,244	0	775,816	764,244	0	0	0	0	775,816
CTGY-CIP Contingency - CIP	59,000	0	59,000	0	59,000	59,000	0	0	0	0	59,000
EDA Eng/Design/Admin	117,222	74,104	43,118	0	117,222	43,118	0	0	0	0	117,222
LA Land Acquistion	66,169	66,169	0	0	66,169	0	0	0	0	0	66,169
Expenditure Totals:	1,092,054	152,920	939,134	0	1,092,054	939,134	0	0	0	0	1,092,054

Fund Balance Required	Budget+Prop. Inc./Dec.	Available+Prop. Inc./Dec.
Pelandale/Snyder CFD Fund - Capital Fund	826,463	733,543

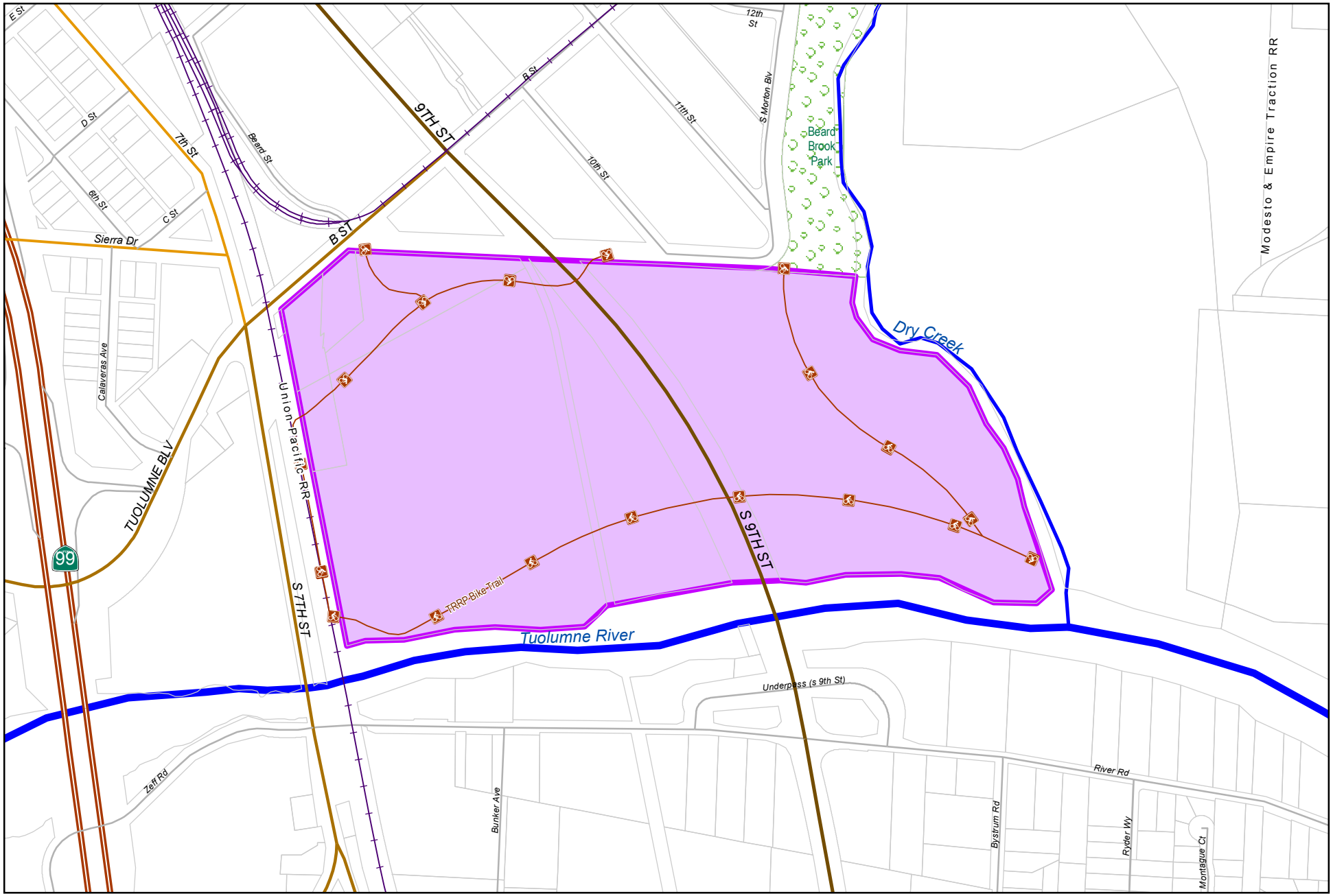

0 462.5 925
Feet

City of Modesto

Project #: 101109

PRN - TRRP River Overlook

MODESTO CALIFORNIA

PRN - TRRP River Overlook

101109

Capital Unsponsored

Cost Center:	89999	*Category:*	Parks System	*Start Date:*	
Hosting Fund:	JPA - TRRP Special Revenue Fund - CIP-6710	*Type Class:*	General Improvements	*End Date:*	
Element Listing:	Env Rsrcs & Opn Spcs	*Area:*	Within City	*Status:*	Active
Classification:	Improvements	*Manager:*	Houx, Nathan G	*Const. Code:*	New or Future

Proj Desc: This project will fund the design, permitting, bidding and development of a river overlook at the Tuolumne River Regional Park gateway parcel which will include pathways, elevated walkways, and habitat restoration.

Proj Stat: Design to begin in 2020.

Revenues	Budget	Actuals+Commit	Available	Prop. Inc./Dec. for 20-21	Bud + Prop. Incr/Decr	Avail.+ Prop. Incr/Decr	21-22	22-23	23-24	24-25	Total Budgeted up to 2025
42015 Intergov - Federal - Federal Highway Adminstration (DOT)	349,940	3,731	346,209	0	349,940	346,209	0	0	0	0	349,940
42201 Intergov - State - Natural Resources Agency	500,000	0	500,000	0	500,000	500,000	0	0	0	0	500,000
Revenue Totals:	849,940	3,731	846,209	0	849,940	846,209	0	0	0	0	849,940

Expenditures	Budget	Actual+Commit	Available	Prop. Inc./Dec. for 20-21	Budget+Prop. Inc./Dec.	Avail.+Prop. Inc./Dec.	21-22	22-23	23-24	24-25	Total Budgeted up to 2025
CA Construction Admin	45,000	0	45,000	0	45,000	45,000	0	0	0	0	45,000
CON Construction	627,540	0	627,540	0	627,540	627,540	0	0	0	0	627,540
CTGY-CIP Contingency - CIP	57,400	0	57,400	0	57,400	57,400	0	0	0	0	57,400
EDA Eng/Design/Admin	120,000	13,125	106,875	0	120,000	106,875	0	0	0	0	120,000
Expenditure Totals:	849,940	13,125	836,815	0	849,940	836,815	0	0	0	0	849,940

Fund Balance Required	Budget+Prop. Inc./Dec.	Available+Prop. Inc./Dec.
JPA - TRRP Special Revenue Fund - CIP-6710	0	-9,394

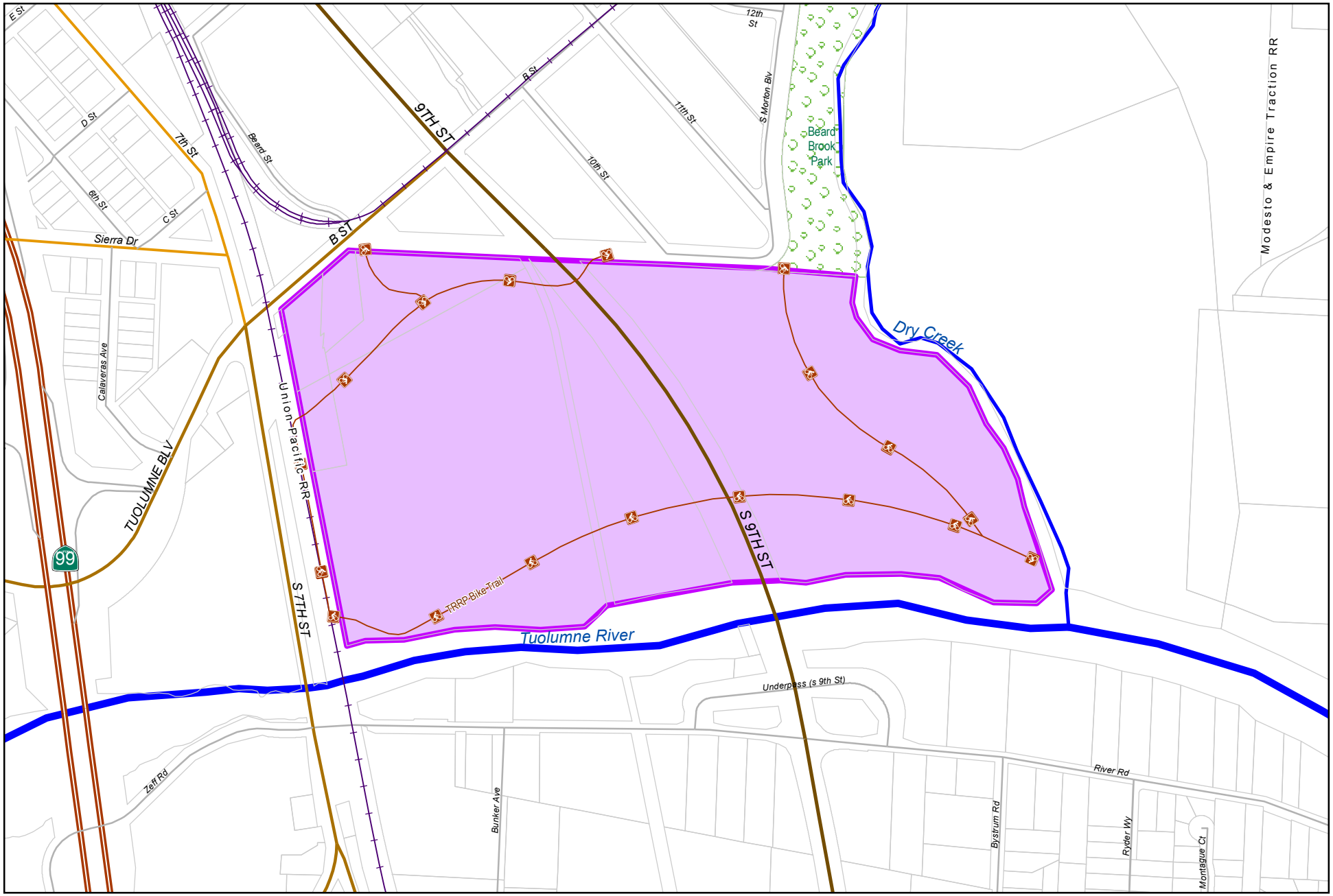

City of Modesto

Project #: 101135

PRN - TRRP River Pavilion

0 462.5 925

Feet

MODESTO CALIFORNIA

PRN - TRRP River Pavilion

101135

Capital Unsponsored

Cost Center:	89999	*Category:*	Parks System	*Start Date:*	
Hosting Fund:	JPA - TRRP Special Revenue Fund - CIP-6710	*Type Class:*	General Improvements	*End Date:*	
Element Listing:	Env Rsrcs & Opn Spcs	*Area:*	Within City	*Status:*	Active
Classification:	Improvements	*Manager:*	Houx, Nathan G	*Const. Code:*	New or Future

Proj Desc: This project will fund the design, permitting, bidding and development of a river overlook at the Tuolumne River Regional Park Legion Park which will include pathways, overhead structure, learning theatre, interpretive signage, and habitat retoration.

Proj Stat: Project design phase will begin in 2020.

Revenues	Budget	Actuals+Commit	Available	Prop. Inc./Dec. for 20-21	Bud + Prop. Incr/Decr	Avail.+ Prop. Incr/Decr	21-22	22-23	23-24	24-25	Total Budgeted up to 2025
42201 Intergov - State - Natural Resources Agency	500,000	0	500,000	0	500,000	500,000	0	0	0	0	500,000
63460 Transfer In from Fund 3460	0	0	0	27,500	27,500	27,500	0	0	0	0	27,500
Revenue Totals:	500,000	0	500,000	27,500	527,500	527,500	0	0	0	0	527,500

Expenditures	Budget	Actual+Commit	Available	Prop. Inc./Dec. for 20-21	Budget+Prop. Inc./Dec.	Avail.+Prop. Inc./Dec.	21-22	22-23	23-24	24-25	Total Budgeted up to 2025
CA Construction Admin	41,500	0	41,500	0	41,500	41,500	0	0	0	0	41,500
CON Construction	417,000	0	417,000	0	417,000	417,000	0	0	0	0	417,000
CTGY-CIP Contingency - CIP	41,500	0	41,500	0	41,500	41,500	0	0	0	0	41,500
EDA Eng/Design/Admin	7,500	0	7,500	27,500	35,000	35,000	0	0	0	0	35,000
Expenditure Totals:	507,500	0	507,500	27,500	535,000	535,000	0	0	0	0	535,000

Fund Balance Required	Budget+Prop. Inc./Dec.	Available+Prop. Inc./Dec.
JPA - TRRP Special Revenue Fund - CIP-6710	7,500	7,500

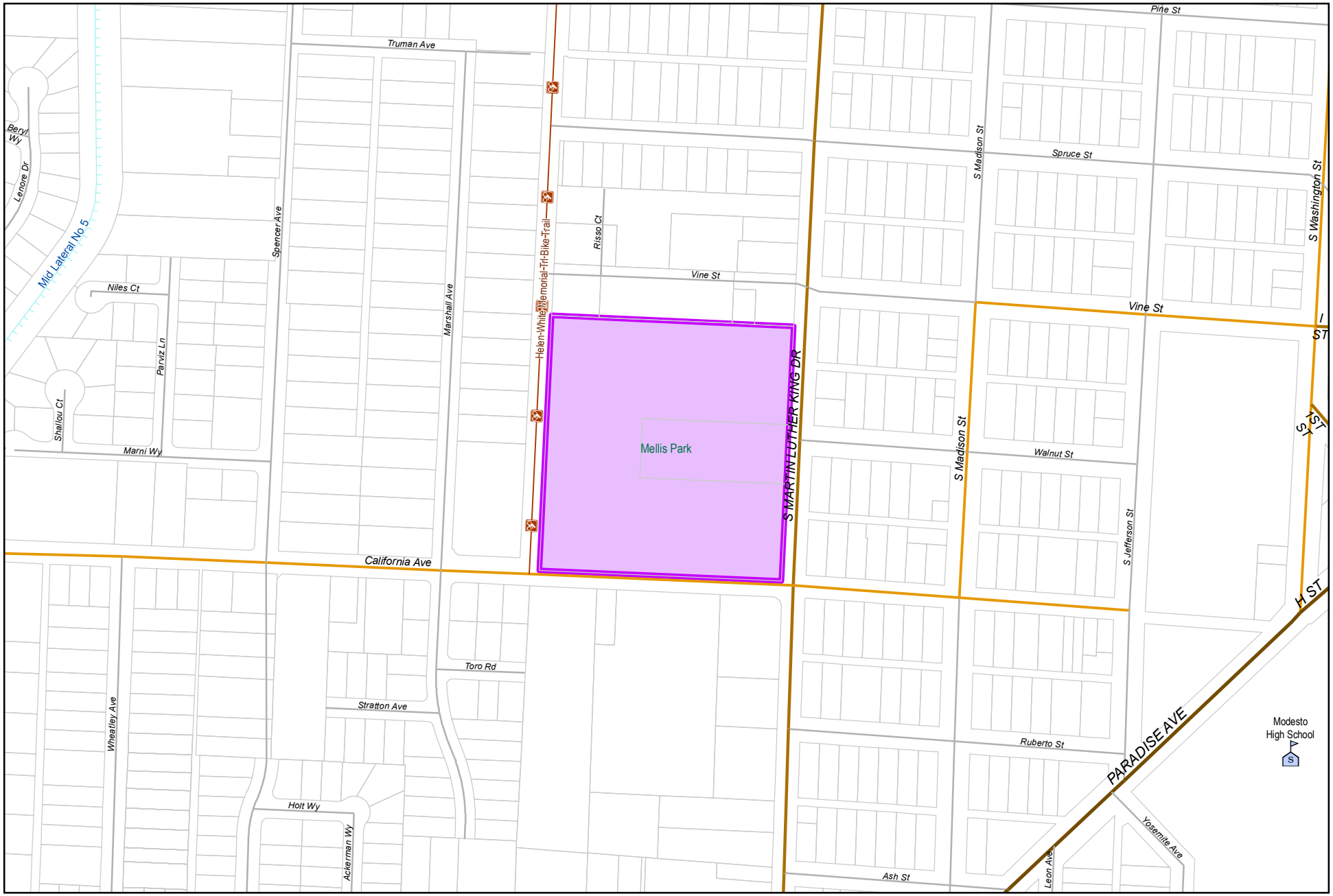

City of Modesto

Project #: 101147

CED - HUD FY 18/19 - Public Facilities Improvement - Mellis Park Project Activity 1321

0 310 620
Feet

MODESTO CALIFORNIA

CED - HUD FY 18/19 - Public Facilities Improvement - Mellis Park Project Activity 1321 101147

Capital Unsponsored

Cost Center:	14999	*Category:*	Parks System	*Start Date:*	
Hosting Fund:	Capital Grants - HUD CIP Projects-3170	*Type Class:*	Miscellaneous	*End Date:*	
Element Listing:	Comm Dev	*Area:*	Within City	*Status:*	Active
Classification:	Improvements	*Manager:*	Narayan, Jessica A	*Const. Code:*	New or Future

Proj Desc: This project is being established to track $440,000 in CDBG expenditures fr Mellis Park improvements project. The Mellis Park Picnic Area project is a complete renovation of the rentable picnic pavilion in Mellis Park. It will include removal and replacements of existing picnic structure and installation of concrete paving, drinking fountain and BBQ.

Proj Stat: This project is under construction and is expected to be compelted in FY19.

Revenues	Budget	Actuals+Commit	Available	Prop. Inc./Dec. for 20-21	Bud + Prop. Incr/Decr	Avail.+ Prop. Incr/Decr	21-22	22-23	23-24	24-25	Total Budgeted up to 2025
42030 Intergov - Federal - Housing Urban Development - Current Year	0	0	0	0	0	0	0	0	0	0	0
61130 Transfer In from Fund 1130	440,000	433,179	6,821	0	440,000	6,821	0	0	0	0	440,000
Revenue Totals:	440,000	433,179	6,821	0	440,000	6,821	0	0	0	0	440,000

Expenditures	Budget	Actual+Commit	Available	Prop. Inc./Dec. for 20-21	Budget+Prop. Inc./Dec.	Avail.+Prop. Inc./Dec.	21-22	22-23	23-24	24-25	Total Budgeted up to 2025
CA Construction Admin	32,339	35,368	-3,029	0	32,339	-3,029	0	0	0	0	32,339
CON Construction	323,390	323,390	0	0	323,390	0	0	0	0	0	323,390
CTGY-CIP Contingency - CIP	32,339	27,575	4,764	0	32,339	4,764	0	0	0	0	32,339
EDA Eng/Design/Admin	51,932	55,964	-4,032	0	51,932	-4,032	0	0	0	0	51,932
Expenditure Totals:	440,000	442,297	-2,297	0	440,000	-2,297	0	0	0	0	440,000

Fund Balance Required	Budget+Prop. Inc./Dec.	Available+Prop. Inc./Dec.
Capital Grants - HUD CIP Projects-3170	0	-9,118

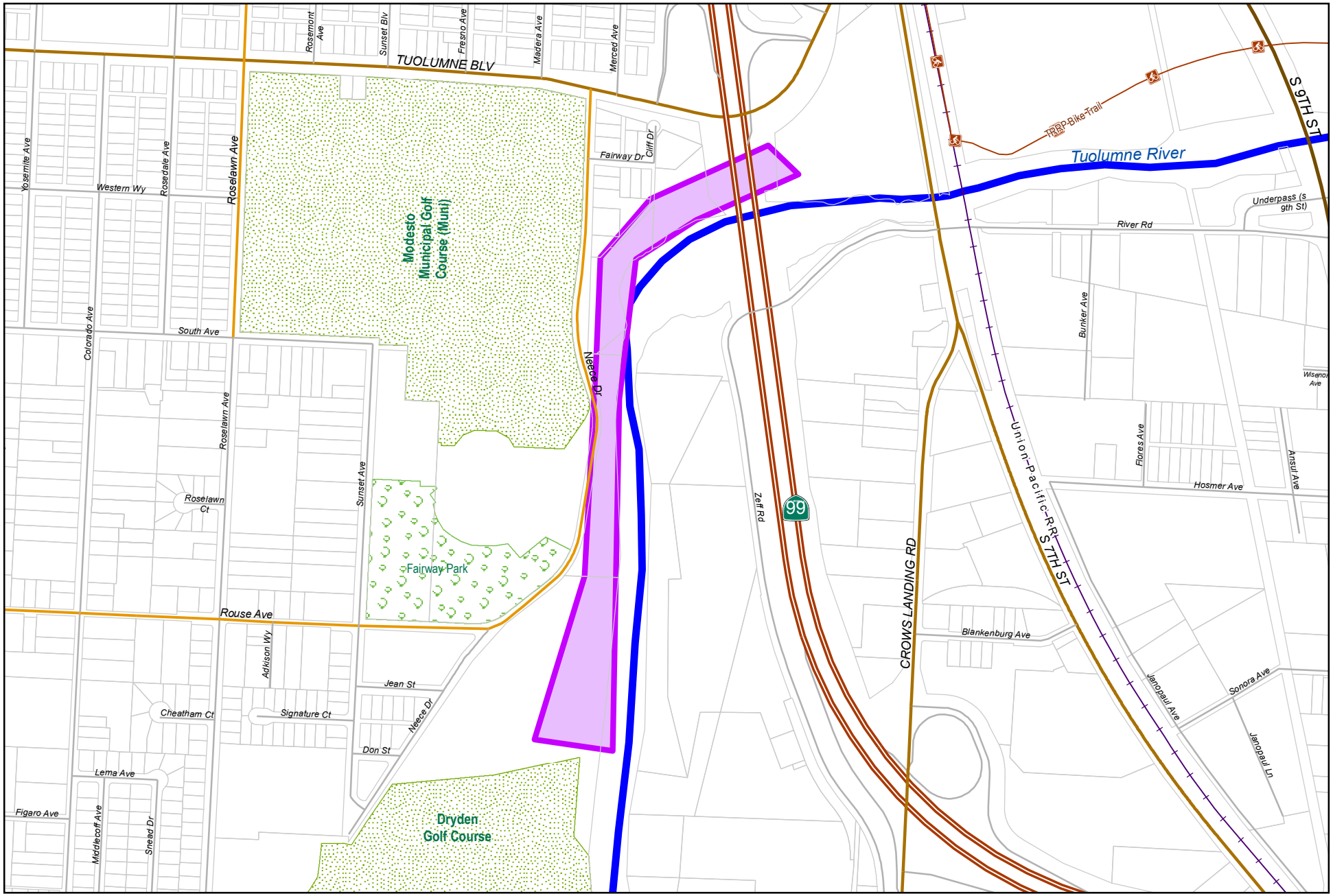

City of Modesto

Project #: 101164

PRN - TRRP Riverwalk Gateway - Neece

MODESTO CALIFORNIA

PRN - TRRP Riverwalk Gateway - Neece

101164

Capital Unsponsored

Cost Center:	JPA - Capital Projects-89999	*Category:*	Parks System	*Start Date:*	
Hosting Fund:	JPA - TRRP Special Revenue Fund - CIP-6710	*Type Class:*	General Improvements	*End Date:*	
Element Listing:	Env Rsrcs & Opn Spcs	*Area:*	Within City	*Status:*	Active
Classification:	Improvements	*Manager:*	Houx, Nathan G	*Const. Code:*	New or Future

Proj Desc: This project funds the design and construction of an extension to the Tuolumne River Regional Park Riverwalk. This portion of the trail stretches from the Gateway Parcel off TRRP to Neece Drive.

Proj Stat: Design fro this project is expected to begin 2020/2021.

Revenues	Budget	Actuals+Commit	Available	Prop. Inc./Dec. for 20-21	Bud + Prop. Incr/Decr	Avail.+ Prop. Incr/Decr	21-22	22-23	23-24	24-25	Total Budgeted up to 2025
63460 Transfer In from Fund 3460	150,000	150,000	0	0	150,000	0	0	0	0	0	150,000
Revenue Totals:	150,000	150,000	0	0	150,000	0	0	0	0	0	150,000

Expenditures	Budget	Actual+Commit	Available	Prop. Inc./Dec. for 20-21	Budget+Prop. Inc./Dec.	Avail.+Prop. Inc./Dec.	21-22	22-23	23-24	24-25	Total Budgeted up to 2025
EDA Eng/Design/Admin	150,000	0	150,000	0	150,000	150,000	0	0	0	0	150,000
Expenditure Totals:	150,000	0	150,000	0	150,000	150,000	0	0	0	0	150,000

Fund Balance Required	Budget+Prop. Inc./Dec.	Available+Prop. Inc./Dec.
JPA - TRRP Special Revenue Fund - CIP-6710	0	150,000

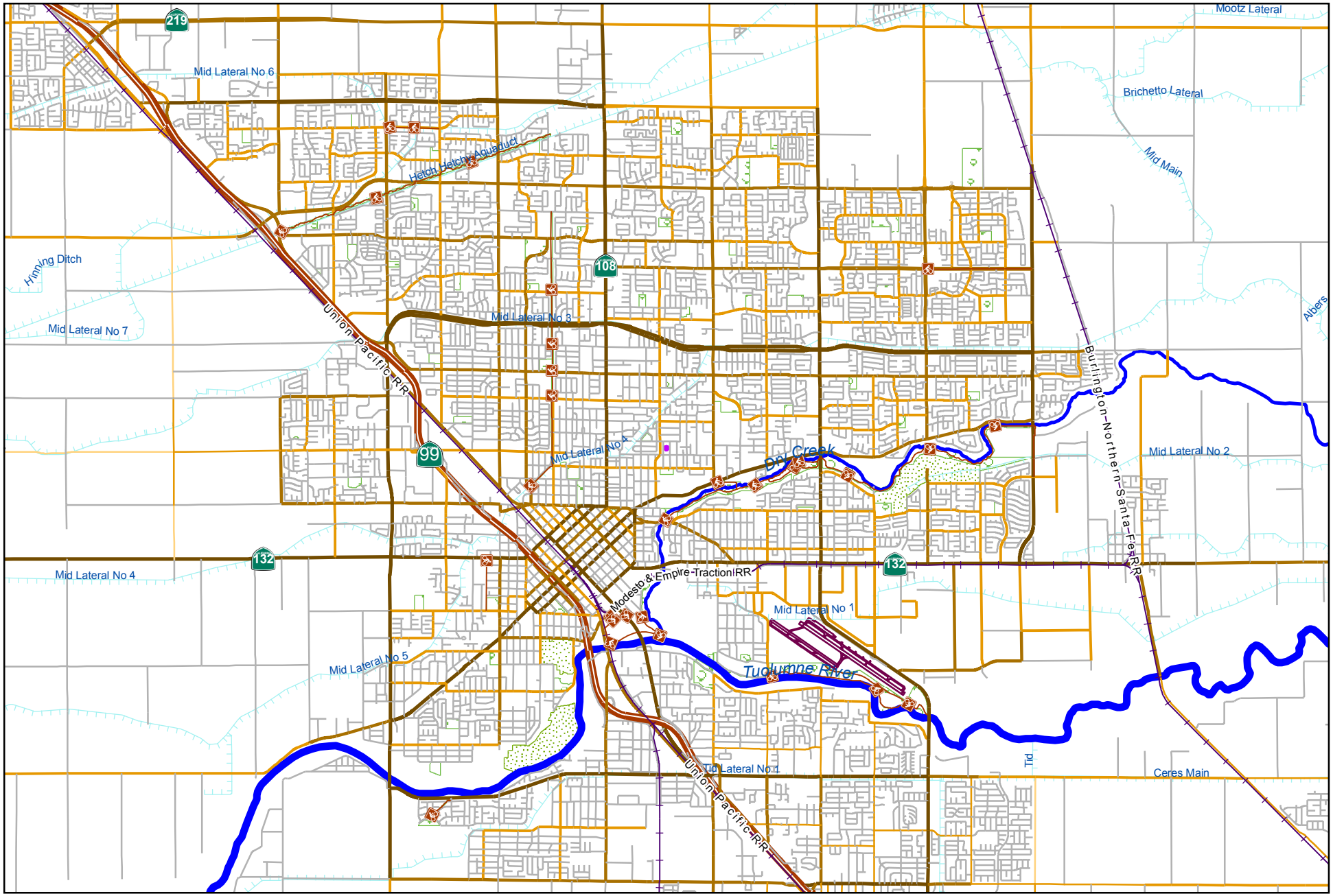

City of Modesto

Project #: 101200

PRN - Various Park Partners Projects 2019

0 5,500 11,000
Feet

MODESTO CALIFORNIA

PRN - Various Park Partners Projects 2019

101200

Capital Unsponsored

Cost Center:	PRN - Capital Projects-39999	*Category:*	Parks System	*Start Date:*	2019
Hosting Fund:	Parks Fund-3130	*Type Class:*	General Improvements	*End Date:*	
Element Listing:	Env Rsrcs & Opn Spcs	*Area:*	Within City	*Status:*	New
Classification:	Improvements	*Manager:*	Houx, Nathan G	*Const. Code:*	New or Future

Proj Desc: This project will house all Park Partner's projects established from 2019 on. Tasks are being utilized to track each projects revenue and expenses. The potential projects are tentative and are listed in the expense budget.

Proj Stat: Ongoing - Projects are identified and reviewed as volunteer organizations come forward.

Expenditures	Budget	Actual+Commit	Available	Prop. Inc./Dec. for 20-21	Budget+Prop. Inc./Dec.	Avail.+Prop. Inc./Dec.	21-22	22-23	23-24	24-25	Total Budgeted up to 2025
Enslen OV-CON Enslen OV-CON	25,000	15,547	9,453	0	25,000	9,453	0	0	0	0	25,000
Enslen OV-EDA Enslen OV-EDA	15,000	15,310	-310	0	15,000	-310	0	0	0	0	15,000
Expenditure Totals:	40,000	30,857	9,143	0	40,000	9,143	0	0	0	0	40,000

Fund Balance Required	Budget+Prop. Inc./Dec.	Available+Prop. Inc./Dec.
Parks Fund-3130	40,000	9,143

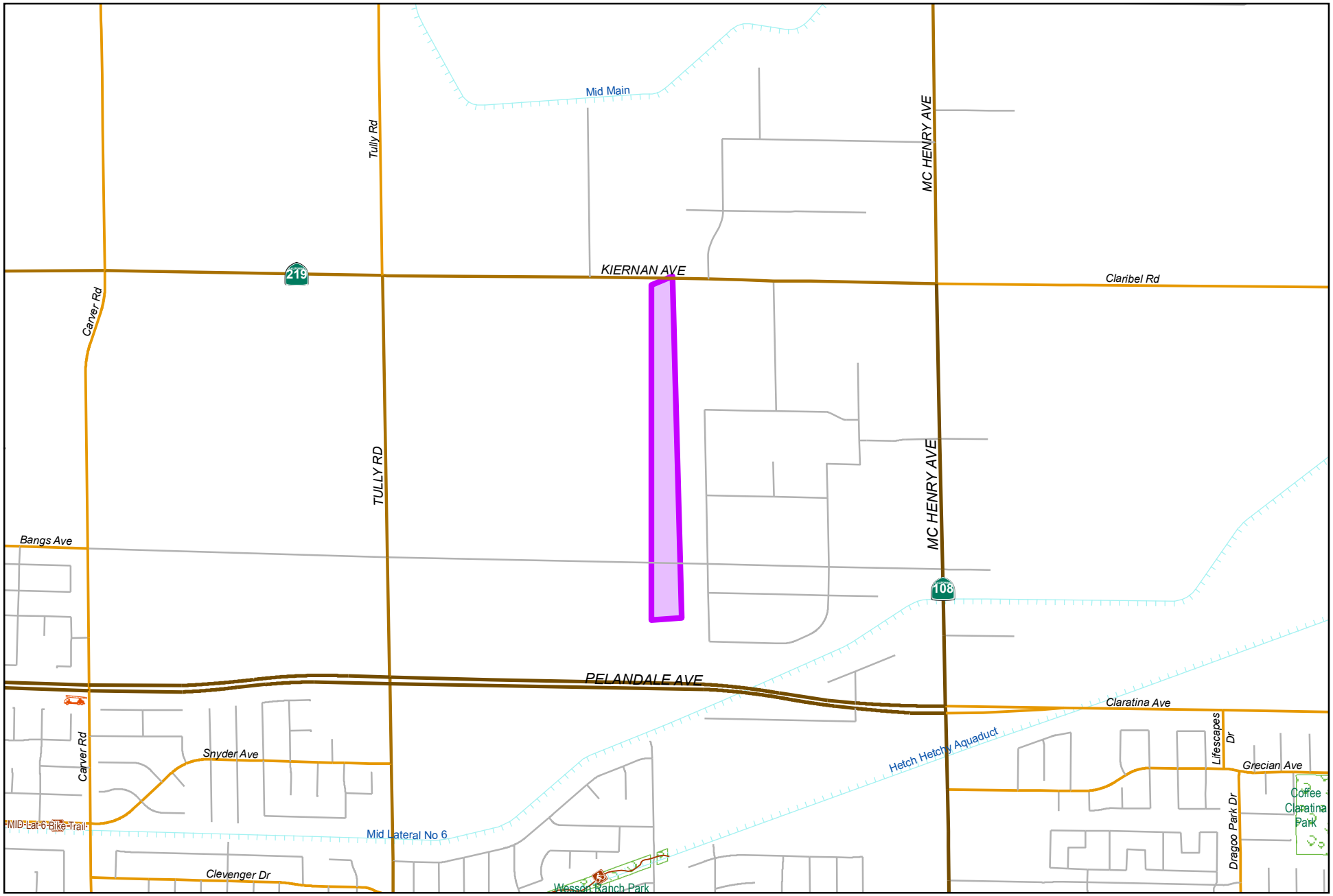

City of Modesto

Project #: 101231

PRN - VA Corridor Phase 8

MODESTO CALIFORNIA

PRN - VA Corridor Phase 8

101231

Capital Unsponsored

Cost Center:	39999	*Category:*	Parks System	*Start Date:*	2020
Hosting Fund:	Capital Grants - CIP Projects-3140	*Type Class:*	Infrastructure Preservation	*End Date:*	2025
Element Listing:	Comm Svcs & Fac	*Area:*	Within City	*Status:*	New
Classification:	Improv	*Manager:*	Houx, Nathan G	*Const. Code:*	New or Future

Proj Desc: This project is for the acquisition, design and construction of the Virginia Corridor Phase 8 project which extends the Virginia Cooridor from just south of Pelandale Ave, accross Pelandale, to Kiernan Ave.

Proj Stat: Acquisition phase to begin in FY20/21.

Revenues	Budget	Actuals+Commit	Available	Prop. Inc./Dec. for 20-21	Bud + Prop. Incr/Decr	Avail.+ Prop. Incr/Decr	21-22	22-23	23-24	24-25	Total Budgeted up to 2025
63460 Transfer In from Fund 3460	0	0	0	450,000	450,000	450,000	0	0	0	0	450,000
Revenue Totals:	0	0	0	450,000	450,000	450,000	0	0	0	0	450,000

Expenditures	Budget	Actual+Commit	Available	Prop. Inc./Dec. for 20-21	Budget+Prop. Inc./Dec.	Avail.+Prop. Inc./Dec.	21-22	22-23	23-24	24-25	Total Budgeted up to 2025
LA Land Acquisition	0	0	0	450,000	450,000	450,000	0	0	0	0	450,000
Expenditure Totals:		0	0	450,000	450,000	450,000	0	0	0	0	450,000

Fund Balance Required	Budget+Prop. Inc./Dec.	Available+Prop. Inc./Dec.
Capital Grants - CIP Projects-3140	0	0

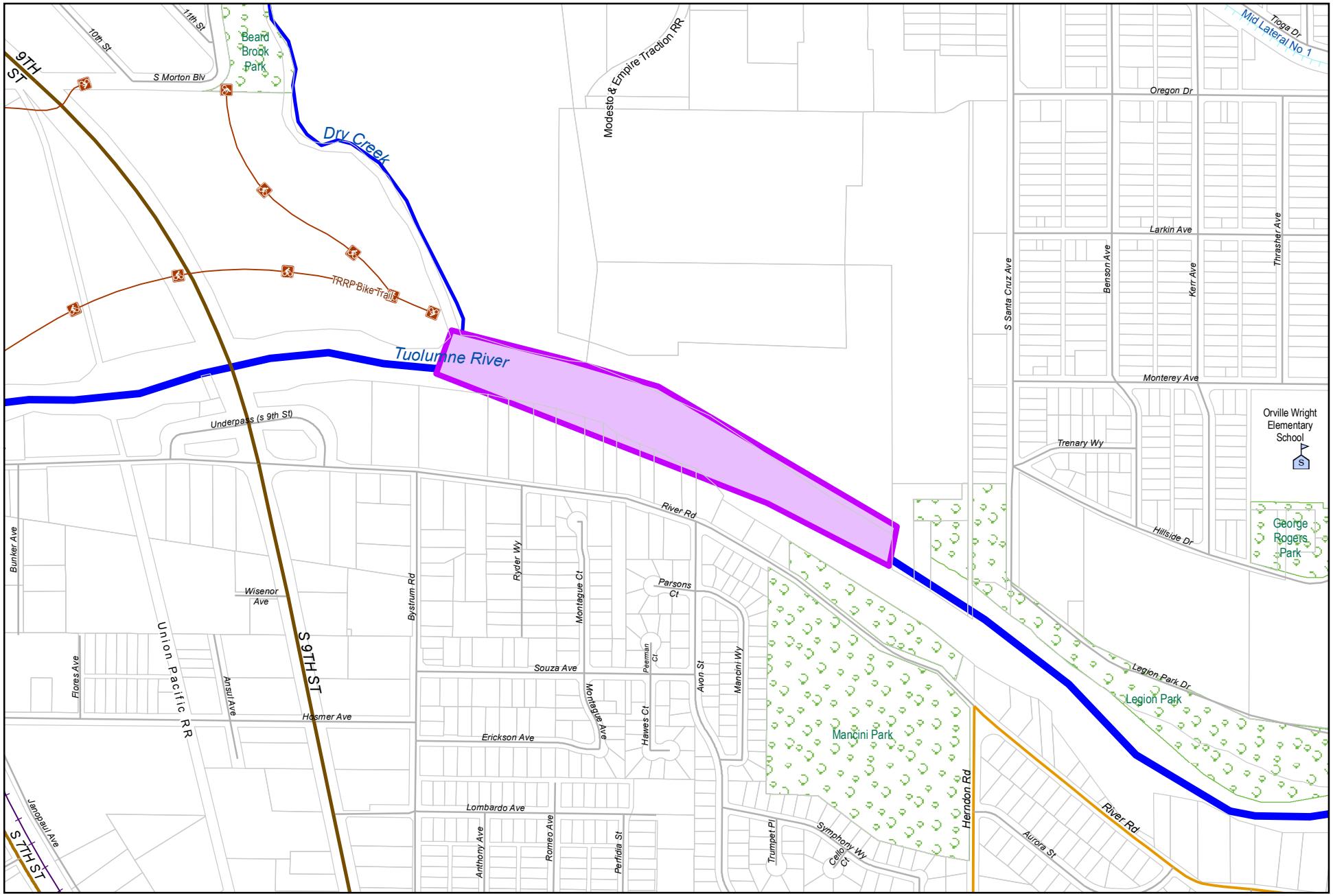

0 550 1,100
Feet

City of Modesto

Project #: 101232

PRN - TRRP Riverwalk - Gateway to Legion

MODESTO CALIFORNIA

PRN - TRRP Riverwalk - Gateway to Legion

101232

Capital Unsponsored

Cost Center:	39999	*Category:*	Parks System	*Start Date:*	2020
Hosting Fund:	JPA - TRRP Special Revenue Fund - CIP-6710	*Type Class:*	Miscellaneous	*End Date:*	2025
Element Listing:	Comm Svcs & Fac	*Area:*	Within City	*Status:*	New
Classification:	Improv	*Manager:*	Houx, Nathan G	*Const. Code:*	New or Future

Proj Desc: This project funds the design and construction of an extension to the Tuolumne River Regional Park Riverwalk. This portion of the trail stretches from the from the Western end of the Gateway Parcel accross Dry Creek to the existing parkland at Legion park. The Project will include acquisition of the parkland, as well as design and construction.

Proj Stat: The acquisition and design phase will commence in FY20/21.

Revenues	Budget	Actuals+Commit	Available	Prop. Inc./Dec. for 20-21	Bud + Prop. Incr/Decr	Avail.+ Prop. Incr/Decr	21-22	22-23	23-24	24-25	Total Budgeted up to 2025
63460 Transfer In from Fund 3460	0	0	0	175,000	175,000	175,000	0	0	0	0	175,000
Revenue Totals:	0	0	0	175,000	175,000	175,000	0	0	0	0	175,000

Expenditures	Budget	Actual+Commit	Available	Prop. Inc./Dec. for 20-21	Budget+Prop. Inc./Dec.	Avail.+Prop. Inc./Dec.	21-22	22-23	23-24	24-25	Total Budgeted up to 2025
EDA Eng/Design/Admin	0	0	0	175,000	175,000	175,000	0	0	0	0	175,000
Expenditure Totals:		0	0	175,000	175,000	175,000	0	0	0	0	175,000

Fund Balance Required	Budget+Prop. Inc./Dec.	Available+Prop. Inc./Dec.
JPA - TRRP Special Revenue Fund - CIP-6710	0	0

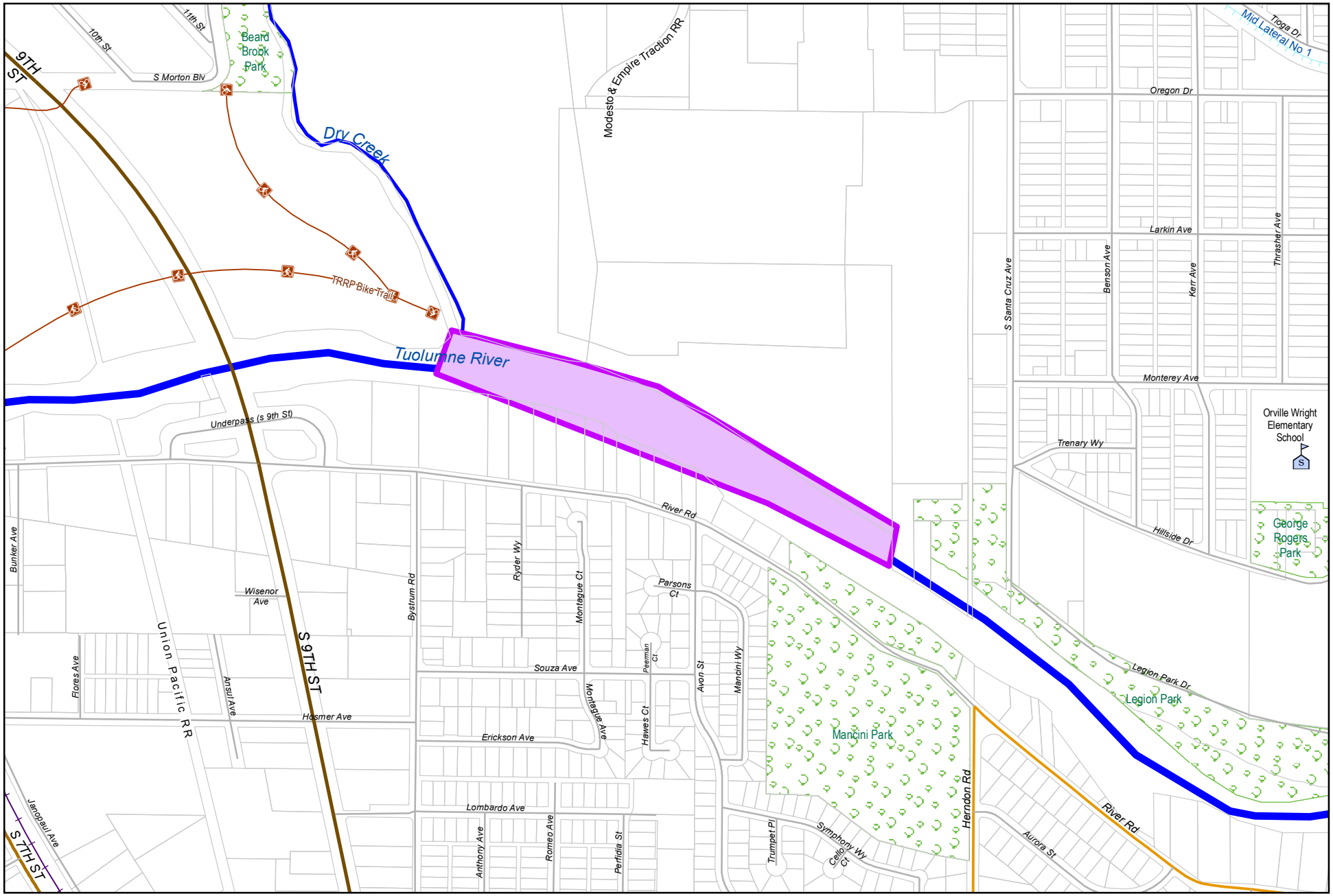

0 550 1,100
Feet

City of Modesto

Project #: 101233

PRN - Dry Creek to TRRP Trail Connection

MODESTO CALIFORNIA

PRN - Dry Creek to TRRP Trail Connection

101233

Capital Unsponsored

Cost Center:	39999	*Category:*	Parks System	*Start Date:*	2020
Hosting Fund:	Capital Grants - CIP Projects-3140	*Type Class:*	Infrastructure Preservation	*End Date:*	2025
Element Listing:	Comm Svcs & Fac	*Area:*	Within City	*Status:*	New
Classification:	Improv	*Manager:*	Houx, Nathan G	*Const. Code:*	New or Future

Proj Desc: This project is for the design and construction of the Dry Creek trail connection to TRRP adjacent to Morton Blvd.

Proj Stat: The design phase is anticipated to begin in FY20/21.

Revenues	Budget	Actuals+Commit	Available	Prop. Inc./Dec. for 20-21	Bud + Prop. Incr/Decr	Avail.+ Prop. Incr/Decr	21-22	22-23	23-24	24-25	Total Budgeted up to 2025
63460 Transfer In from Fund 3460	0	0	0	400,000	400,000	400,000	0	0	0	0	400,000
Revenue Totals:	0	0	0	400,000	400,000	400,000	0	0	0	0	400,000

Expenditures	Budget	Actual+Commit	Available	Prop. Inc./Dec. for 20-21	Budget+Prop. Inc./Dec.	Avail.+Prop. Inc./Dec.	21-22	22-23	23-24	24-25	Total Budgeted up to 2025
EDA Eng/Design/Admin	0	0	0	400,000	400,000	400,000	0	0	0	0	400,000
Expenditure Totals:		0	0	400,000	400,000	400,000	0	0	0	0	400,000

Fund Balance Required	Budget+Prop. Inc./Dec.	Available+Prop. Inc./Dec.
Capital Grants - CIP Projects-3140	0	0

THIS PAGE LEFT BLANK INTENTIONALLY

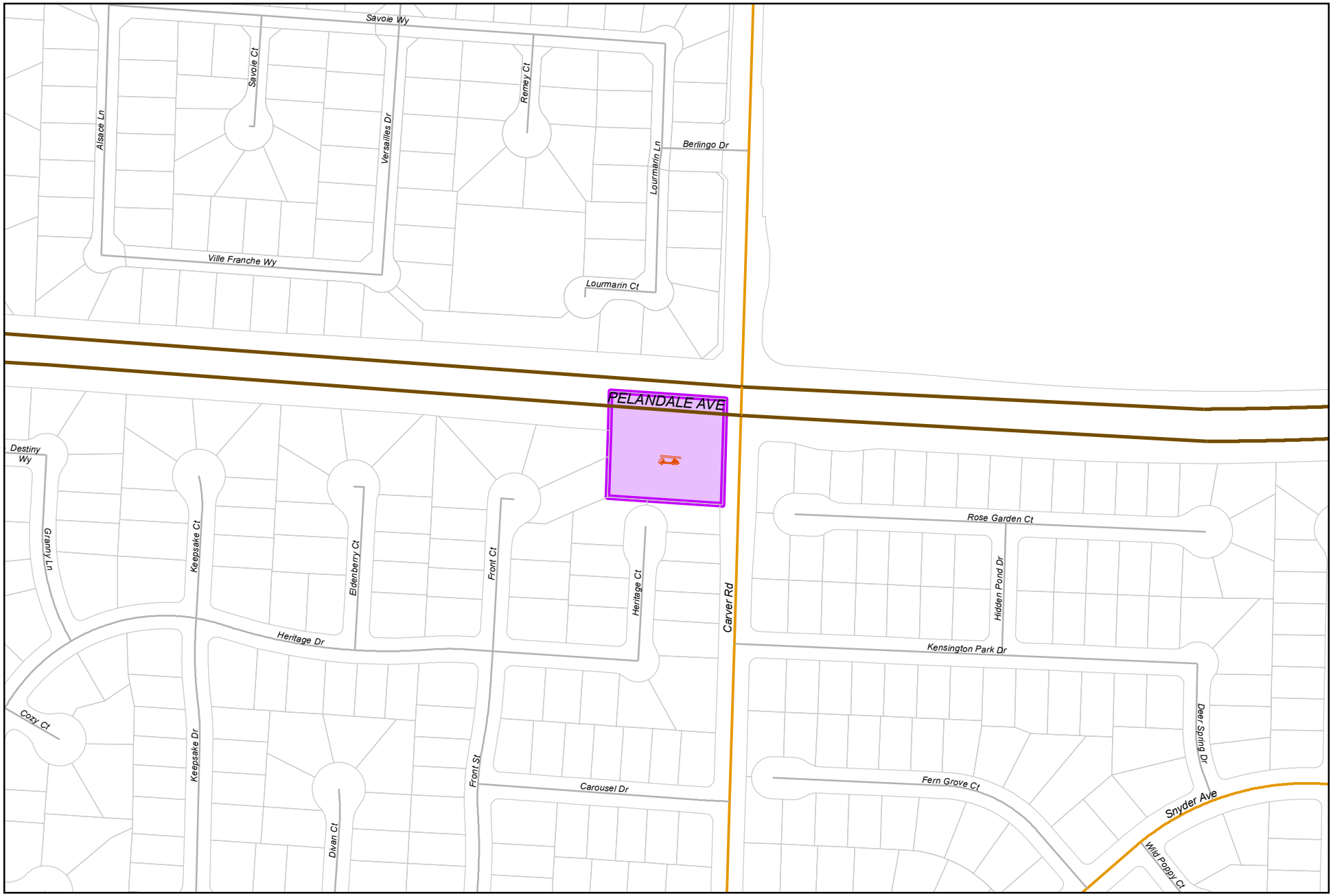

0 230 460
Feet

City of Modesto

Project #: 101060

MFD - Roll-Up Door Project at Station 11

MODESTO CALIFORNIA

MFD - Roll-Up Door Project at Station 11

101060

Capital Unsponsored

Cost Center: MFD - Projects-18999
Hosting Fund: Special Fund for Capital Outlay-3120
Element Listing: Public Safety
Classification: Replacement

Category: Fire
Type Class: Fire Department
Area: Carver Bangs
Manager: Tietjen, Timothy J

Start Date:
End Date:
Status: Active
Const. Code: New or Future

Proj Desc:

Proj Stat:

Revenues	Budget	Actuals+Commit	Available	Prop. Inc./Dec. for 20-21	Bud + Prop. Incr/Decr	Avail.+ Prop. Incr/Decr	21-22	22-23	23-24	24-25	Total Budgeted up to 2025
60100 Transfer In from Fund 0100	75,000	62,442	12,558	0	75,000	12,558	0	0	0	0	75,000
Revenue Totals:	75,000	62,442	12,558	0	75,000	12,558	0	0	0	0	75,000

Expenditures	Budget	Actual+Commit	Available	Prop. Inc./Dec. for 20-21	Budget+Prop. Inc./Dec.	Avail.+Prop. Inc./Dec.	21-22	22-23	23-24	24-25	Total Budgeted up to 2025
Appr Unit D Transfers Out	2,509	2,509	0	0	2,509	0	0	0	0	0	2,509
CA Construction Admin	8,018	8,017	1	0	8,018	1	0	0	0	0	8,018
CON Construction	49,256	49,256	0	0	49,256	0	0	0	0	0	49,256
CTGY-CIP Contingency - CIP	6,673	500	6,173	0	6,673	6,173	0	0	0	0	6,673
EDA Eng/Design/Admin	8,544	2,160	6,384	0	8,544	6,384	0	0	0	0	8,544
Expenditure Totals:	75,000	62,442	12,558	0	75,000	12,558	0	0	0	0	75,000

Fund Balance Required	Budget+Prop. Inc./Dec.	Available+Prop. Inc./Dec.
Special Fund for Capital Outlay-3120	0	0

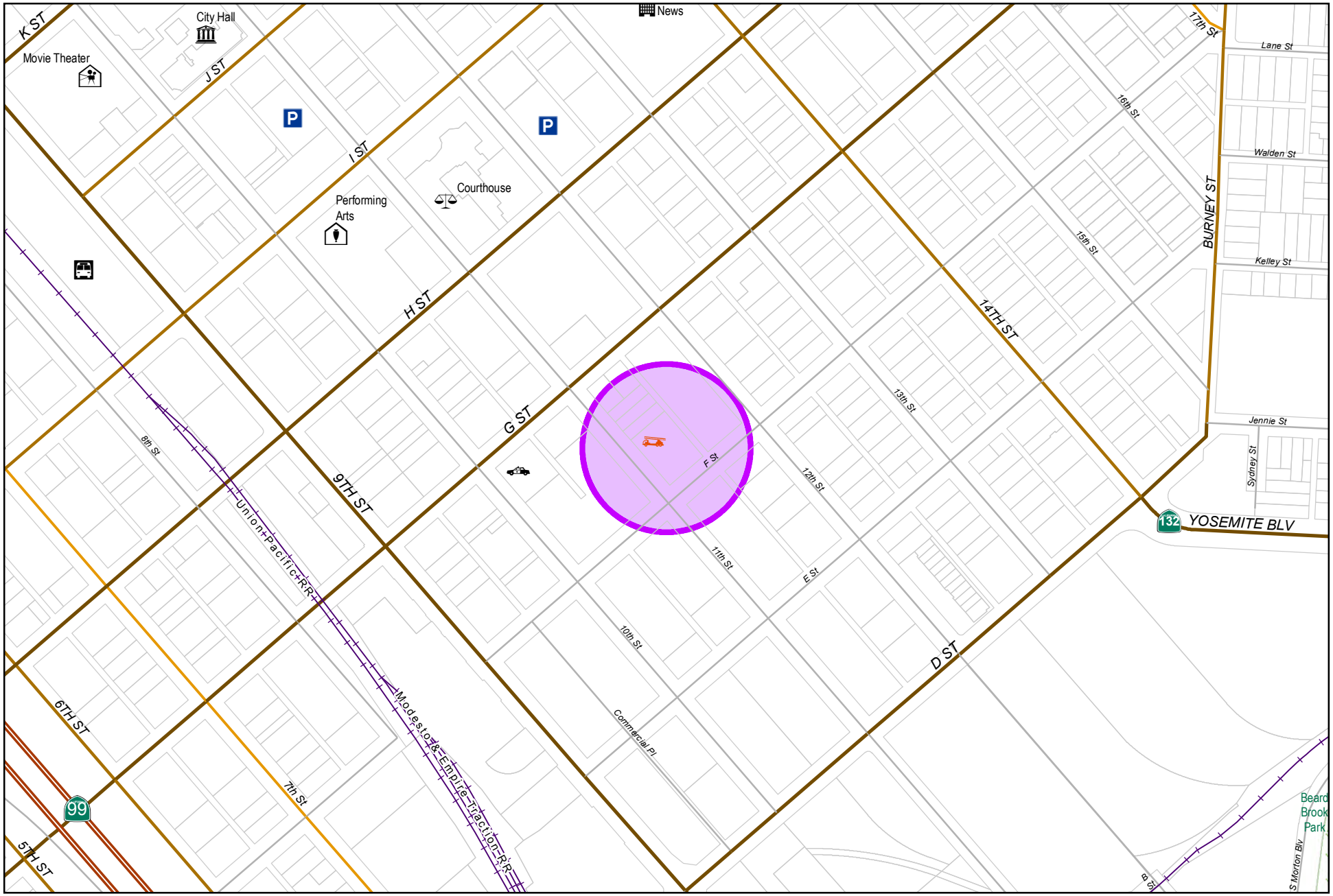

0 387.5 775
Feet

City of Modesto

Project #: 101065

MFD - Station 1 Roof Replacement and Repainting

MODESTO CALIFORNIA

MFD - Station 1 Roof Replacement and Repainting

101065

Capital Unsponsored

Cost Center:	s-18999	*Category:*	Fire	*Start Date:*	
Hosting Fund:	Special Fund for Capital Outlay-3120	*Type Class:*	Fire Department	*End Date:*	
Element Listing:	Public Safety	*Area:*	Within City	*Status:*	Active
Classification:	Replacement	*Manager:*	Ernst, Alan Edward	*Const. Code:*	New or Future

Proj Desc: Station 1, located at 610 11th Street, has a roof that is in need of immediate replacement. Several layers of roofing material have deteriorated over the years due to water damage causing leaks in multiple locations which has in-turn caused damage to the ceiling and flooring in areas. The exterior of the building is in need of new paint, with the old paint needing to be removed/abated.

Proj Stat: Project has been halted pending future plans for Fire Station 1.

Revenues	Budget	Actuals+Commit	Available	Prop. Inc./Dec. for 20-21	Bud + Prop. Incr/Decr	Avail.+ Prop. Incr/Decr	21-22	22-23	23-24	24-25	Total Budgeted up to 2025
60100 Transfer In from Fund 0100	337,850	337,850	0	0	337,850	0	0	0	0	0	337,850
Revenue Totals:	337,850	337,850	0	0	337,850	0	0	0	0	0	337,850

Expenditures	Budget	Actual+Commit	Available	Prop. Inc./Dec. for 20-21	Budget+Prop. Inc./Dec.	Avail.+Prop. Inc./Dec.	21-22	22-23	23-24	24-25	Total Budgeted up to 2025
Appr Unit D Transfers Out	123,000	45,000	78,000	0	123,000	78,000	0	0	0	0	123,000
CA Construction Admin	25,000	169	24,831	0	25,000	24,831	0	0	0	0	25,000
CON Construction	127,000	1,552	125,449	0	127,000	125,449	0	0	0	0	127,000
CTGY-CIP Contingency - CIP	25,000	0	25,000	0	25,000	25,000	0	0	0	0	25,000
EDA Eng/Design/Admin	37,850	36,126	1,724	0	37,850	1,724	0	0	0	0	37,850
Expenditure Totals:	337,850	82,847	255,003	0	337,850	255,003	0	0	0	0	337,850

Fund Balance Required	Budget+Prop. Inc./Dec.	Available+Prop. Inc./Dec.
Special Fund for Capital Outlay-3120	0	255,003

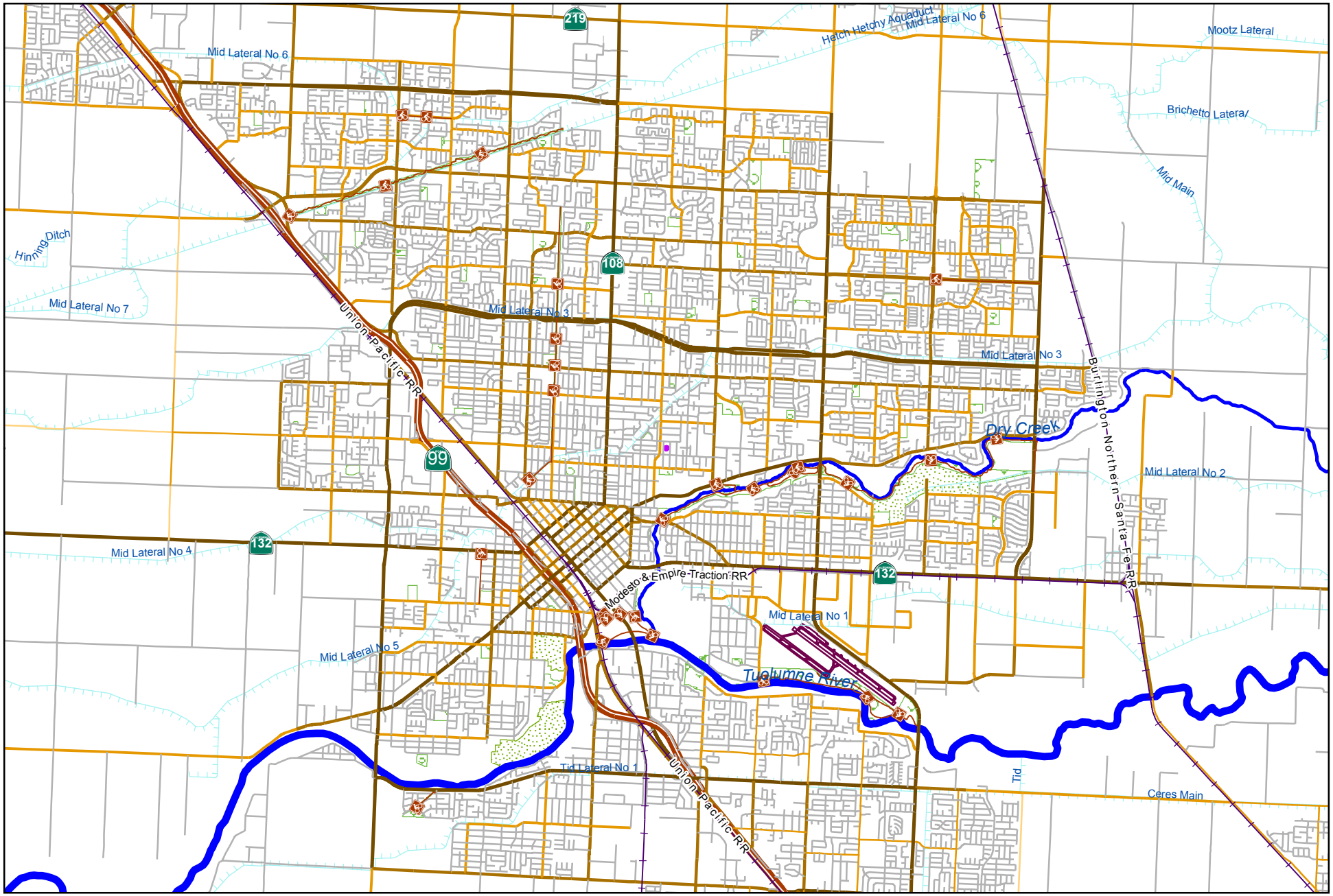

0 5,500 11,000
Feet

City of Modesto

Project #: 101137

MFD - Command 5 Emergency Upgrade

MODESTO CALIFORNIA

MFD - Command 5 Emergency Upgrade

101137

Capital Unsponsored

Cost Center: s-18999
Hosting Fund: Special Fund for Capital Outlay-3120
Element Listing: Public Safety
Classification: Replacement

Category: Fire
Type Class: General Improvements
Area: Within City
Manager: Lillie, Michael

Start Date:
End Date:
Status: Active
Const. Code: New or Future

Proj Desc: Emergency digital upgrades to the Fire Department's Command 5 radio infrastructure.

Proj Stat: Project has been completed and will be closed.

Revenues	Budget	Actuals+Commit	Available	Prop. Inc./Dec. for 20-21	Bud + Prop. Incr/Decr	Avail.+ Prop. Incr/Decr	21-22	22-23	23-24	24-25	Total Budgeted up to 2025
60100 Transfer In from Fund 0100	125,000	89,212	35,788	0	125,000	35,788	0	0	0	0	125,000
Revenue Totals:	125,000	89,212	35,788	0	125,000	35,788	0	0	0	0	125,000

Expenditures	Budget	Actual+Commit	Available	Prop. Inc./Dec. for 20-21	Budget+Prop. Inc./Dec.	Avail.+Prop. Inc./Dec.	21-22	22-23	23-24	24-25	Total Budgeted up to 2025
CON Construction	6,200	3,885	2,315	0	6,200	2,315	0	0	0	0	6,200
CTGY-CIP Contingency - CIP	36,524	19,148	17,376	0	36,524	17,376	0	0	0	0	36,524
EA Equip Acquisition	82,276	66,179	16,097	0	82,276	16,097	0	0	0	0	82,276
Expenditure Totals:	125,000	89,212	35,788	0	125,000	35,788	0	0	0	0	125,000

Fund Balance Required	Budget+Prop. Inc./Dec.	Available+Prop. Inc./Dec.
Special Fund for Capital Outlay-3120	0	0

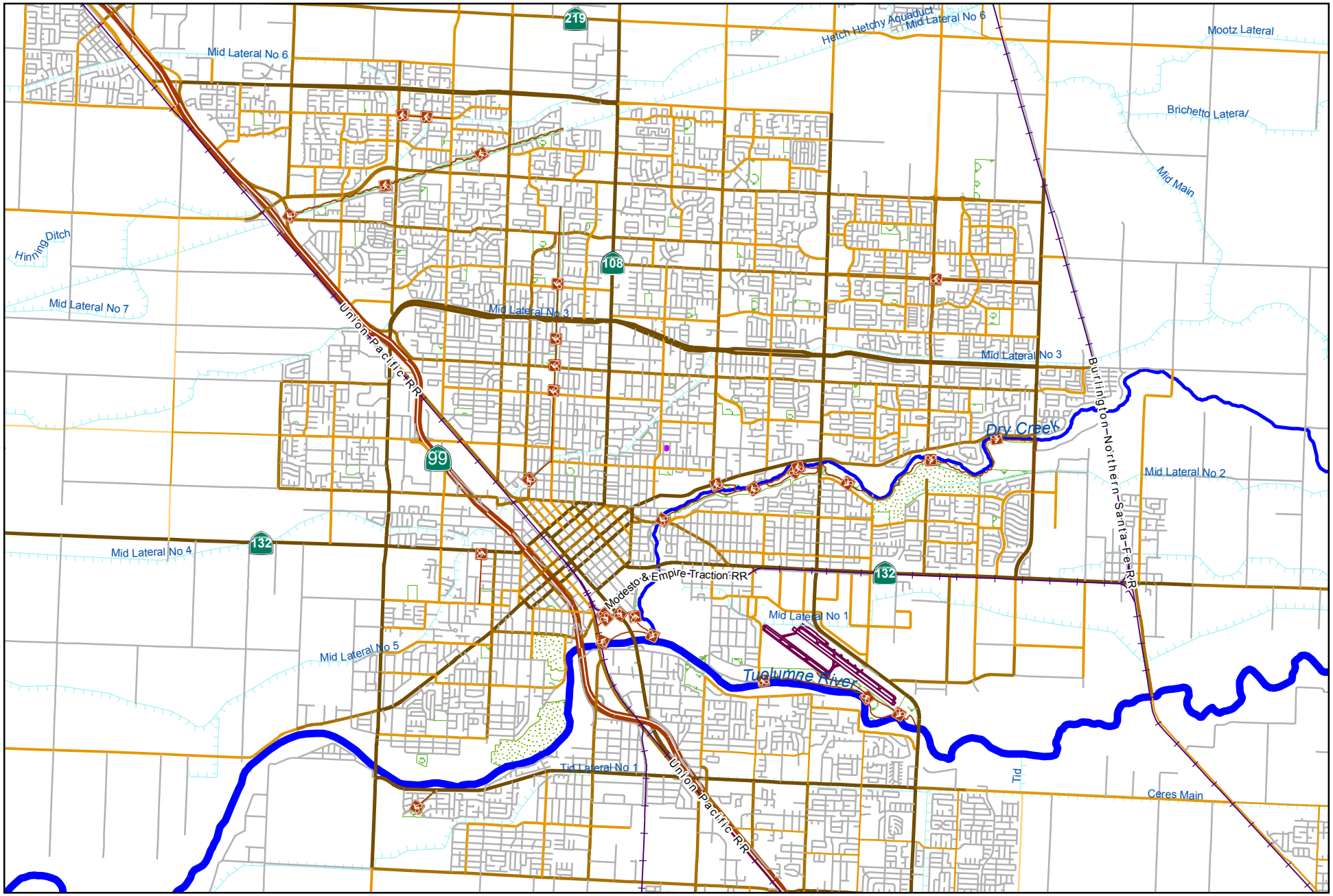

City of Modesto

Project #: 101142

MFD - 2017 AFG Grant Award for Fire Station Exhaust Systems

0 5,500 11,000
Feet

N

MODESTO CALIFORNIA

MFD - 2017 AFG Grant Award for Fire Station Exhaust Systems 101142

Capital Unsponsored

Cost Center: s-18999
Hosting Fund: Special Fund for Capital Outlay-3120
Element Listing: Public Safety
Classification: Improvements

Category: Fire
Type Class: Fire Department
Area: Within City
Manager: Tietjen, Timothy J

Start Date:
End Date:
Status: Active
Const. Code: New or Future

Proj Desc: This project is primarily grant funded to provide exhaust systems at five Fire Stations.

Proj Stat: Construction anticipated to begin late spring 2019.

Revenues	Budget	Actuals+Commit	Available	Prop. Inc./Dec. for 20-21	Bud + Prop. Incr/Decr	Avail.+ Prop. Incr/Decr	21-22	22-23	23-24	24-25	Total Budgeted up to 2025
42025 Intergov - Federal - Fed Emergency Management Agency	191,275	0	191,275	0	191,275	191,275	0	0	0	0	191,275
60100 Transfer In from Fund 0100	37,827	18,700	19,127	0	37,827	19,127	0	0	0	0	37,827
Revenue Totals:	229,102	18,700	210,402	0	229,102	210,402	0	0	0	0	354,102

Expenditures	Budget	Actual+Commit	Available	Prop. Inc./Dec. for 20-21	Budget+Prop. Inc./Dec.	Avail.+Prop. Inc./Dec.	21-22	22-23	23-24	24-25	Total Budgeted up to 2025
CA Construction Adminis	12,808	11,826	982	0	12,808	982	0	0	0	0	12,808
CON Construction	128,080	128,080	0	0	128,080	0	0	0	0	0	128,080
CTGY Contingency - CIP	19,212	0	19,212	0	19,212	19,212	0	0	0	0	19,212
EA Equip Acquisition	42,883	0	42,883	0	42,883	42,883	0	0	0	0	42,883
EDA Eng/Design/Admin	26,119	23,283	2,836	0	26,119	2,836	0	0	0	0	26,119
Expenditure Totals:	229,102	163,189	65,913	0	229,102	65,913	0	0	0	0	229,102

Fund Balance Required	Budget+Prop. Inc./Dec.	Available+Prop. Inc./Dec.
Special Fund for Capital Outlay-3120	0	-144,489

POLICE

SYSTEM OVERVIEW

The Police Department is charged with the maintenance of law and order and the protection of life and property. The Department accomplishes this by 24-hour response through three divisions: Field Operations, Investigations and Support Services. The Chief of Police provides for the Department's management and with the assistance of the Assistant Police Chief and three Division Police Captains oversees daily operations.

HIGHLIGHTS

The Police Department has a critical parking shortage for both department vehicles and for on-street employee and customer parking. In addition, the Police Department would like to reestablish a capital project budget in order to complete the Burl G. Condit Modesto Police Department Training Center. This facility is used by law enforcement agencies, area colleges and others as a training facility not only for current officers but also for training the next generation of police officers.

POLICY ISSUES/UNMET NEEDS

The Police Department has a critical parking shortage both for department vehicles and for on-street employee and customer parking. The impacts of several building projects in the downtown area are aggravating the parking problems surrounding the G.L. McKinsey Complex. Cost estimates – depending on the parking plan are very preliminary and no funding source has been identified. Federal funding sources continue to be explored to obtain nearby property and to deal with potential contamination problems that would need to be mitigated before any parking surfaces could be constructed. The cost of a multi-level parking structure, estimated at a minimum of $15,000 per parking space, will be considerable and may be the only alternative if additional property near the G.L. McKinsey Complex is not available.

At the northeast corner of the G. L. McKinsey Police Complex, the former Police Vehicle Maintenance Shop was slated to be converted to a property and evidence facility. However, preliminary inspection of the building has found several structural and contamination problems that will have to be mitigated to make the move possible. Preliminary engineering surveys indicate that renovations costs may be more than expected and the rebuilding of the entire facility may be a better alternative than altering the building to suit the City's needs. Currently, no funding has been identified to either renovate the site or to construct a new facility.

The Police Department would like to reestablish a capital project budget in order to complete the Sgt. Burl G. Condit - Modesto Police Department - Training Center. This facility is used by law enforcement agencies, area colleges and others as a training facility not only for current officers but also for training the next generation of police officers. Project Scope includes paving of the facility roads; construction of a multipurpose building/gym for perishable skills training; construction of a non-live fire shoot house/dynamic training building; Emergency Vehicle Operations Course (EVOC) training site; Obstacle Course for SWAT Team.

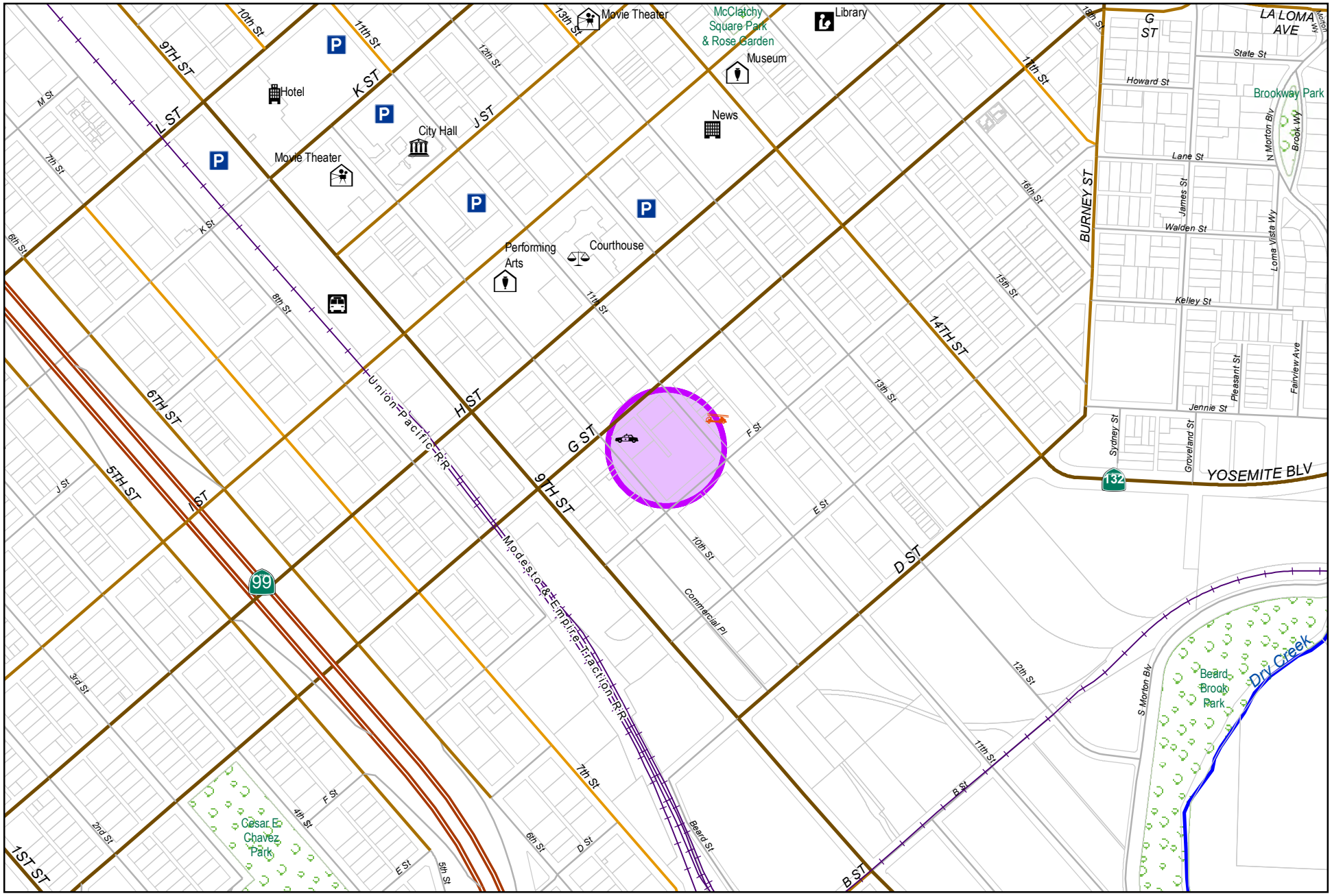

0 550 1,100
Feet

City of Modesto

Project #: 100994

MPD - Real Time Crime Center Dashboard Solution

MODESTO CALIFORNIA

MPD - Real Time Crime Center Dashboard Solution

100994

Capital Unsponsored

Cost Center: MPD - Capital Projects-19999
Hosting Fund: Special Fund for Capital Outlay-3120
Element Listing: Public Safety
Classification: Improvements

Category: Police
Type Class: Information Technology
Area: Within City
Manager: Carroll, Galen

Start Date:
End Date:
Status: Active
Const. Code: New or Future

Proj Desc:

Proj Stat:

Revenues	Budget	Actuals+Commit	Available	Prop. Inc./Dec. for 20-21	Bud + Prop. Incr/Decr	Avail.+ Prop. Incr/Decr	21-22	22-23	23-24	24-25	Total Budgeted up to 2025
60100 Transfer In from Fund 0100	167,217	167,217	0	0	167,217	0	0	0	0	0	167,217
Revenue Totals:	167,217	167,217	0	0	167,217	0	0	0	0	0	167,217

Expenditures	Budget	Actual+Commit	Available	Prop. Inc./Dec. for 20-21	Budget+Prop. Inc./Dec.	Avail.+Prop. Inc./Dec.	21-22	22-23	23-24	24-25	Total Budgeted up to 2025
CC Consultant Charges	135,004	125,500	9,504	0	135,004	9,504	0	0	0	0	135,004
EA Equip Acquisition	32,213	24,711	7,502	0	32,213	7,502	0	0	0	0	32,213
Expenditure Totals:	167,217	150,211	17,006	0	167,217	17,006	0	0	0	0	167,217

Fund Balance Required	Budget+Prop. Inc./Dec.	Available+Prop. Inc./Dec.
Special Fund for Capital Outlay-3120	0	17,006

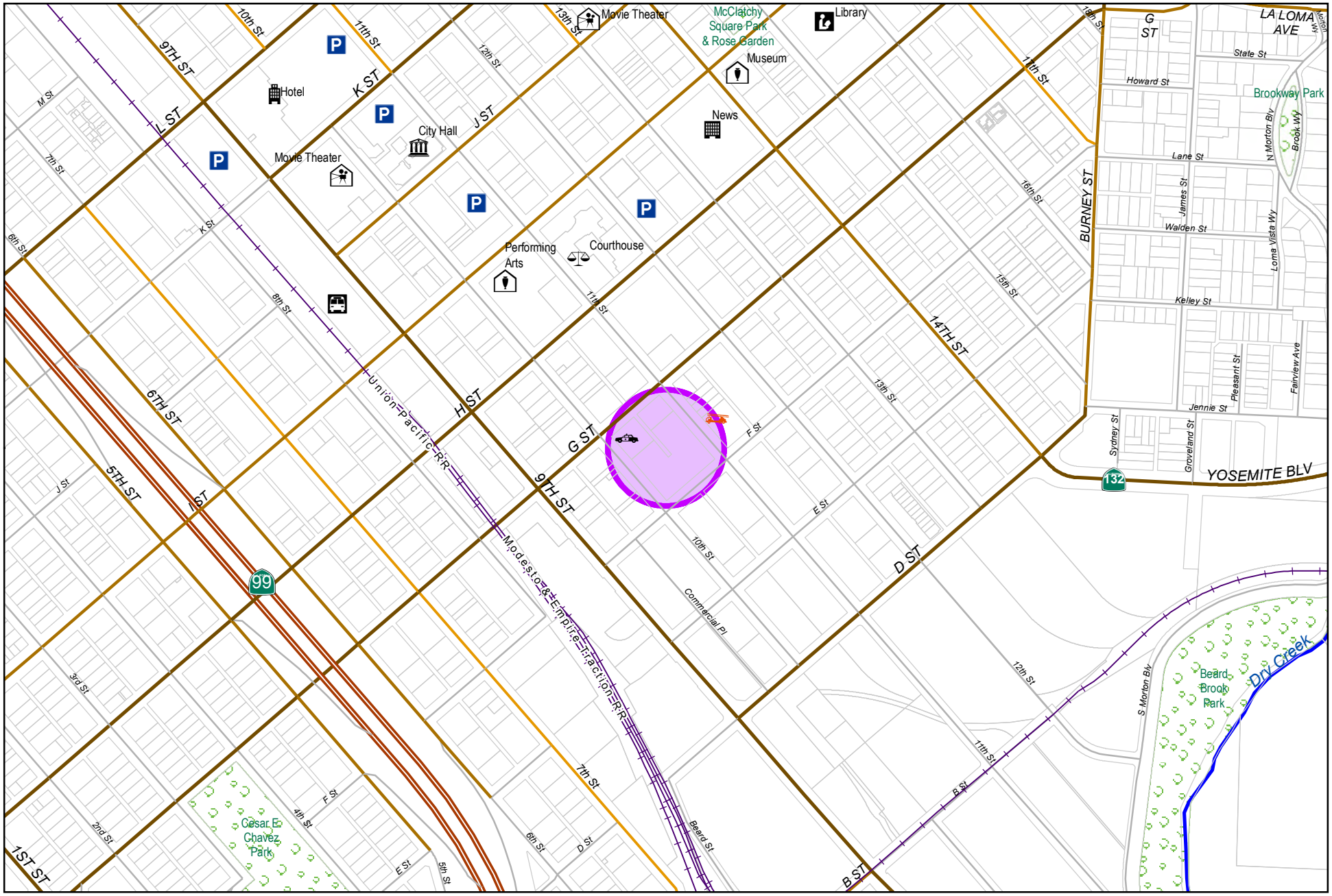

0 550 1,100
Feet

City of Modesto

Project #: 101028

MPD - Records Management System Upgrade

MODESTO CALIFORNIA

MPD - Records Management System Upgrade

101028

Capital Unsponsored

Cost Center:	19999	*Category:*	Police	*Start Date:*	
Hosting Fund:	Special Fund for Capital Outlay-3120	*Type Class:*	Information Technology	*End Date:*	
Element Listing:	Public Safety	*Area:*	System Wide	*Status:*	Active
Classification:	Replacement	*Manager:*	Carroll, Galen	*Const. Code:*	New or Future

Proj Desc: This project provides funding for the upgrade of the Police Department's Recods Management System. The current system has limitied in-house functionality and no viable in-field functionality for patrol personnel (a.k.a. field-based reporting). Furthermore, the current RMS is not Windows 10 compatible and, if no action is taken, MPD may not have a supported RMS when migration to Windows 10 is required later this year. Upgrade of the system will resolve these issues, as well as provide for the elimination of redundant steps currently required for creating and processing police reports, providing a great opportunity to enhance business process and gain operational efficiency.

Proj Stat: The Police Department is working with the vendor to bring the new system online.

Revenues	Budget	Actuals+Commit	Available	Prop. Inc./Dec. for 20-21	Bud + Prop. Incr/Decr	Avail.+ Prop. Incr/Decr	21-22	22-23	23-24	24-25	Total Budgeted up to 2025
60100 Transfer In from Fund 0100	372,164	372,164	0	0	372,164	0	0	0	0	0	372,164
61340 Transfer In from Fund 1340	210,038	0	210,038	0	210,038	210,038	0	0	0	0	210,038
Revenue Totals:	582,202	372,164	210,038	0	582,202	210,038	0	0	0	0	749,419

Expenditures	Budget	Actual+Commit	Available	Prop. Inc./Dec. for 20-21	Budget+Prop. Inc./Dec.	Avail.+Prop. Inc./Dec.	21-22	22-23	23-24	24-25	Total Budgeted up to 2025
CC Consultant Charges	582,202	582,201	1	0	582,202	1	0	0	0	0	582,202
Expenditure Totals:	582,202	582,201	1	0	582,202	1	0	0	0	0	582,202

Fund Balance Required	Budget+Prop. Inc./Dec.	Available+Prop. Inc./Dec.
Special Fund for Capital Outlay-3120	0	-210,037

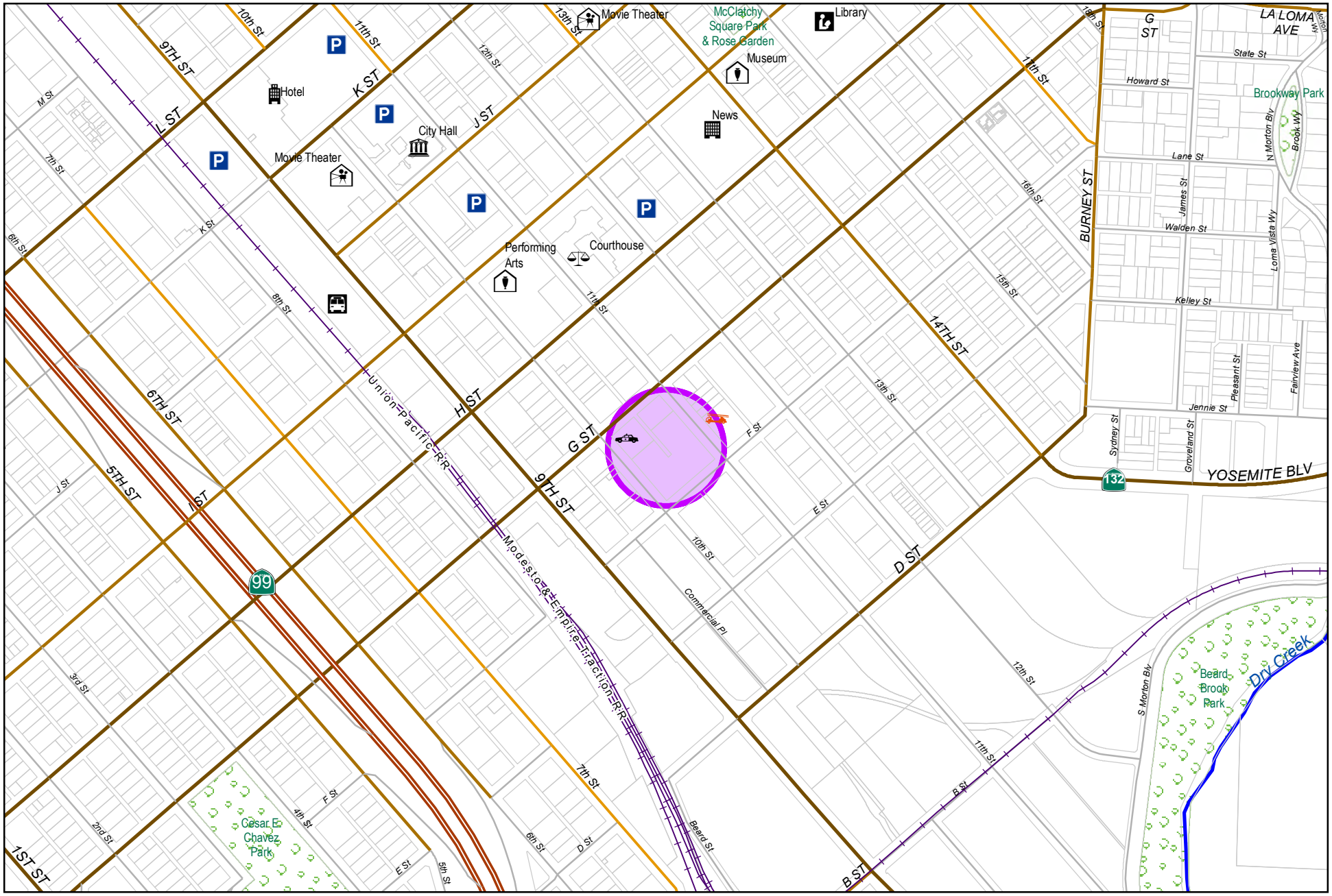

0 550 1,100
Feet

City of Modesto

Project #: 101034

MPD - HVAC Systems Replacement

MODESTO CALIFORNIA

MPD - HVAC Systems Replacement

101034

Capital Unsponsored

Cost Center:	19999	*Category:*	Police	*Start Date:*	
Hosting Fund:	Special Fund for Capital Outlay-3120	*Type Class:*	Police	*End Date:*	
Element Listing:	Public Safety	*Area:*	Within City	*Status:*	Active
Classification:	Replacement	*Manager:*	Carroll, Galen	*Const. Code:*	New or Future

Proj Desc: This project will provide the necessary funding for cost associated with the Engineering Design and Administration, as well as the purchase, installation and configuration of a new HVAC system for the Police Department Administration building, as well as other related work.

Proj Stat: Project is anticipated to be completed by end of FY 18/19.

Revenues	Budget	Actuals+Commit	Available	Prop. Inc./Dec. for 20-21	Bud + Prop. Incr/Decr	Avail.+ Prop. Incr/Decr	21-22	22-23	23-24	24-25	Total Budgeted up to 2025
60100 Transfer In from Fund 0100	924,736	924,736	0	0	924,736	0	0	0	0	0	924,736
Revenue Totals:	924,736	924,736	0	0	924,736	0	0	0	0	0	924,736

Expenditures	Budget	Actual+Commit	Available	Prop. Inc./Dec. for 20-21	Budget+Prop. Inc./Dec.	Avail.+Prop. Inc./Dec.	21-22	22-23	23-24	24-25	Total Budgeted up to 2025
CA Construction Admin	31,191	18,550	12,641	0	31,191	12,641	0	0	0	0	31,191
CON Construction	779,770	779,770	0	0	779,770	0	0	0	0	0	779,770
CTGY-CIP Contingency - CIP	77,977	68,526	9,451	0	77,977	9,451	0	0	0	0	77,977
EDA Eng/Design/Admin	35,798	33,471	2,327	0	35,798	2,327	0	0	0	0	35,798
Expenditure Totals:	924,736	900,317	24,419	0	924,736	24,419	0	0	0	0	924,736

Fund Balance Required	Budget+Prop. Inc./Dec.	Available+Prop. Inc./Dec.
Special Fund for Capital Outlay-3120	0	24,419

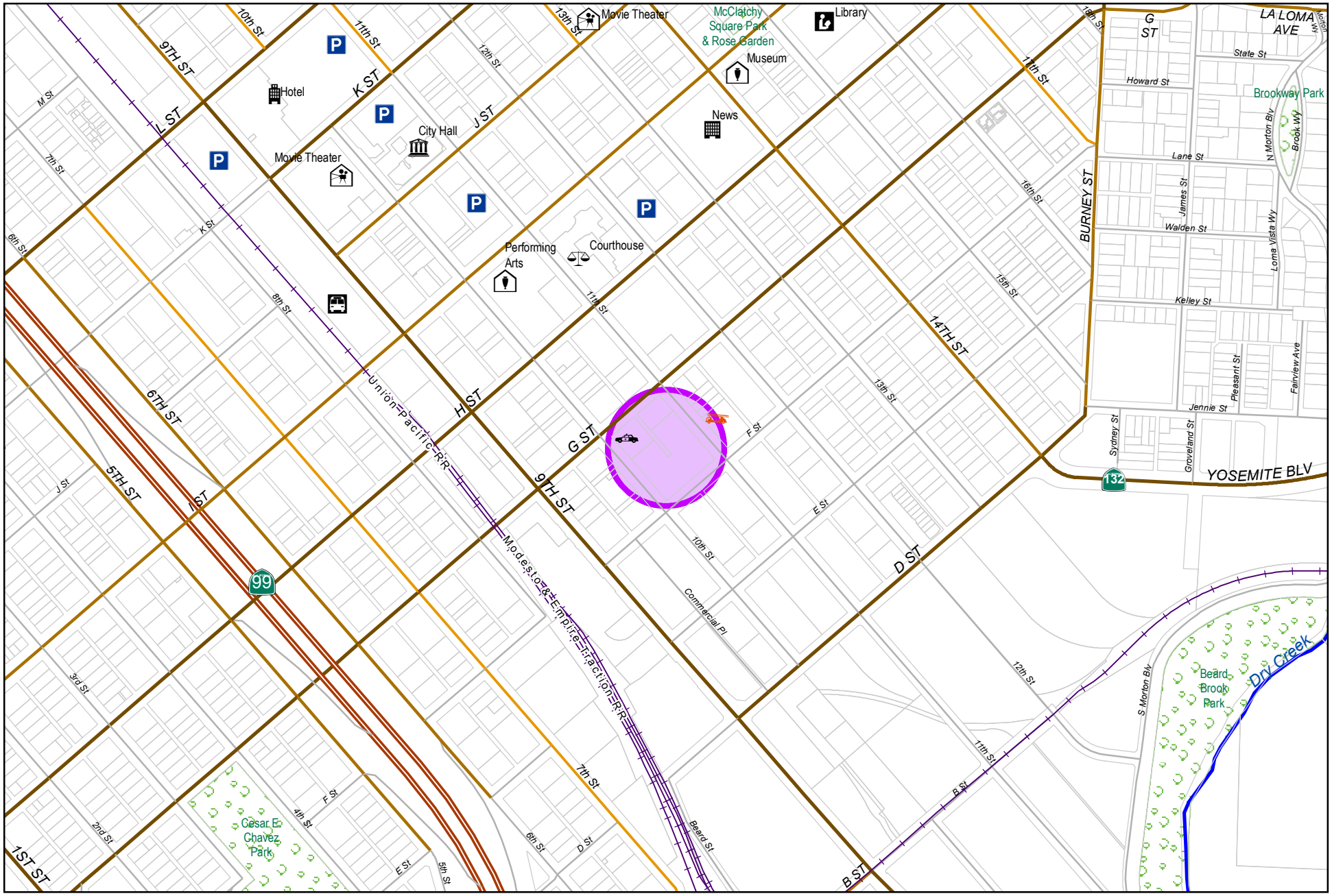

0 550 1,100
Feet

City of Modesto

Project #: 101087

MPD - OPS HVAC Replacement

MODESTO CALIFORNIA

MPD - OPS HVAC Replacement

101087

Capital Unsponsored

Cost Center:	19999	*Category:*	Police	*Start Date:*	
Hosting Fund:	Special Fund for Capital Outlay-3120	*Type Class:*	Police	*End Date:*	
Element Listing:	Public Safety	*Area:*	System Wide	*Status:*	Active
Classification:	Replacement	*Manager:*	Carroll, Galen	*Const. Code:*	New or Future

Proj Desc: This project will provide the necessary funding for cost associated with the Engineering Design and Administration, as well as the purchase, installation and configuration of a new HVAC system for the Police Department Field Operation (Patrol) building, as well as other related work.

Proj Stat: Project is anticipated to be completed by end of FY 18/19.

Revenues	Budget	Actuals+Commit	Available	Prop. Inc./Dec. for 20-21	Bud + Prop. Incr/Decr	Avail.+ Prop. Incr/Decr	21-22	22-23	23-24	24-25	Total Budgeted up to 2025
60100 Transfer In from Fund 0100	959,346	959,346	0	0	959,346	0	0	0	0	0	959,346
Revenue Totals:	959,346	959,346	0	0	959,346	0	0	0	0	0	959,346

Expenditures	Budget	Actual+Commit	Available	Prop. Inc./Dec. for 20-21	Budget+Prop. Inc./Dec.	Avail.+Prop. Inc./Dec.	21-22	22-23	23-24	24-25	Total Budgeted up to 2025
CA Construction Admin	77,029	6,878	70,151	0	77,029	70,151	0	0	0	0	77,029
CON Construction	770,288	770,288	0	0	770,288	0	0	0	0	0	770,288
CTGY-CIP Contingency - CIP	77,029	51,845	25,184	0	77,029	25,184	0	0	0	0	77,029
EDA Eng/Design/Admin	35,000	23,127	11,873	0	35,000	11,873	0	0	0	0	35,000
Expenditure Totals:	959,346	852,138	107,208	0	959,346	107,208	0	0	0	0	959,346

Fund Balance Required	Budget+Prop. Inc./Dec.	Available+Prop. Inc./Dec.
Special Fund for Capital Outlay-3120	0	107,208

STORM DRAINAGE

SYSTEM OVERVIEW

The City of Modesto's storm drainage is designed to manage storm water runoff, while meeting federal National Pollutant Discharge Elimination System (NPDES) stormwater requirements. Operations, maintenance, and capital project funding for the storm drainage system is provided through rate revenues received from City residential, commercial, and industrial customers.

This system uses two systems to manage storm water runoff: rockwells and gravity storm drain systems. Rockwells receive approximately 60% of the City's storm water runoff while the positive storm drain system collects the remaining 40%.

A system of approximately 10,500 rockwells provides the primary drainage for many of the older portions of the City. A rockwell is a shallow well, drilled 25-50 feet deep, and filled with rock. Rockwells receive stormwater and other runoff water from a catch basin located in the street gutter. Runoff percolates from the rockwells into coarse sand layers in the soil over a period of 24 to 48 hours.

Gravity storm drains serve the remainder of the City. Gravity storm drainage systems collect runoff into catch basins; convey it through pipelines to the Tuolumne River, Dry Creek, MID canals or retention/detention basins. This system contains 25 stormwater lift stations and 23 retention/detention basins.

Federal NPDES stormwater regulations require the City to maintain a comprehensive inventory, monitoring, and management program to reduce the discharge of pollutants in stormwater runoff to receiving waters (streams, rivers, and creeks). The City complied with this regulation and received an initial NPDES Permit from the state in June 1994. Since 1994, the City has been working with the Central Valley Regional Water Quality Control Board (RWQCB) in managing and permitting stormwater discharges into receiving waters and shallow groundwater aquifers from rockwells.

HIGHLIGHTS

Storm drainage for new development has been funded through Capital Facilities Districts (CFDs) or by developers. A future Storm Drainage Master Plan will be developed and to guide future storm drain planning and system analysis in conjunction with future development. It will also provide a plan for correcting existing deficiencies.

The City's current NPDES Storm Water General Permit was issued by the RWQCB in October 2016 and shall expire in September 2021.

MAJOR ACCOMPLISHMENTS

- City Collections crew continues to install new horizontal drainage systems and drywells in street flooding-prone areas throughout Modesto.

- Completed replacement of rockwells in flood prone areas. New Drywells or horizontal drain systems were installed in these areas do to regular flooding with even the slightest amount of rain:

  - Carver and Teresa
  - Pelton and Cannes (1 additional well)
  - Briggsmore and College
  - Kensington and Wellington (horizontal drain)
  - College and Ulrich
  - Carlos Ct
  - Poust and Becker
  - Ulrich and Mills
  - 1105 Superior
  - 2405 Monte Vista
  - Poust and Naas
  - Union and Cougar
  - Geneva and Claud
  - Poust and Mack

- Area 2 Storm Drain Cross Connection Removal – Roosevelt Park

Future storm drain projects to be pursued for grant funding:

- 9th Street Storm Drainage Basin (near Needham overpass)
- Stanislaus Multi-Agency Regional Stormwater Resource Plan (completion summer 2019)

POLICY ISSUES

The storm drainage system serves as an integral component of the City's economic development plan. The City's rockwell system requires extensive on-going maintenance and is in need of major upgrades to prevent localized flooding and resulting asphalt damage. Older rockwell structures were not designed to handle solids and are easily plugged with leaves and debris. While the City has had limited success with local improvements, an increase in Storm Drain funding will be needed to keep up with system failures and meet regulatory requirements. Storm Drain rates have not changed since 1995 when they were reduced by 5%. Over time, the cost of providing storm drainage maintenance has increased and the City has grown in size. Without an increase, the City will be unable to provide adequate system maintenance and prevent localized flooding. It should be noted that the cost of meeting storm drain needs, in some areas, is being met through CFD funding

Due to funding limitations, City staff has been proactive in developing alternative, cost-effective ways to address the localized flooding and water quality issues. Operations staff has been replacing rockwells with a new drywell system that has improved solids handling and storage. The Stormwater Collections crews have been installing these systems for over three years with great success. The Stormwater crews also recently installed a completely new type of underground detention basin which has exciting potential. This system has the same solids handling characteristics as the drywells, but creates a very large underground stormwater storage area which is capable of handling areas with larger volumes of runoff.

The regulatory environment continues to change. The current regulatory environment is shifting to increased requirements for Low Impact Development (LID) type systems for municipal run-off. The irony is Modesto's rockwell system meets these requirements and areas of the City current served by pipelines (that don't flood) may need to incorporate LID elements. However, due to the failings of the rockwell system, this system still needs to be upgraded to improve performance and eliminate flooding.

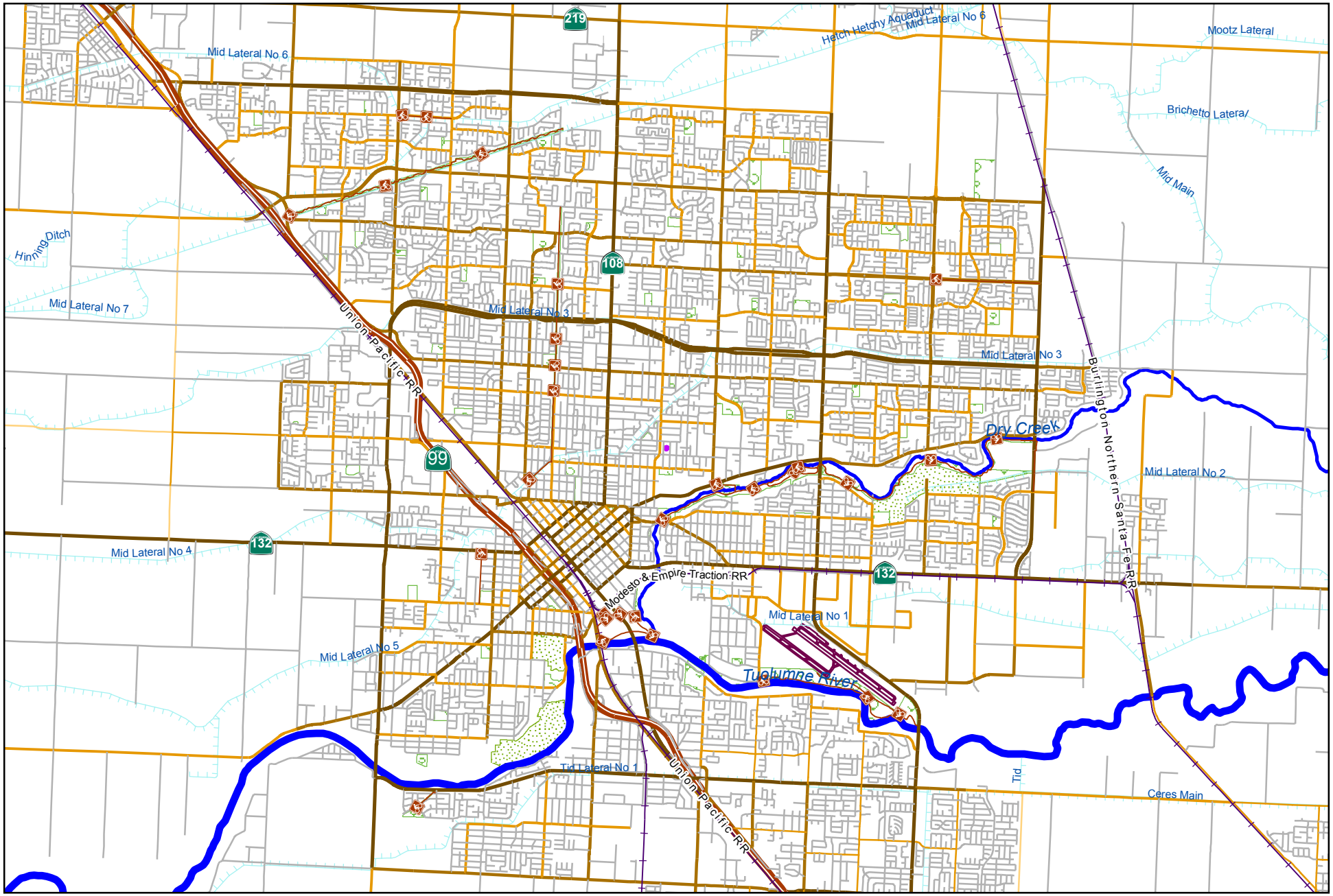

0 5,500 11,000
Feet

City of Modesto

Project #: 100696

UPP - Master Plan Storm Drain

MODESTO CALIFORNIA

UPP - Master Plan Storm Drain

100696

Capital Unsponsored

Cost Center:	49999	*Category:*	Storm Drainage	*Start Date:*	2016
Hosting Fund:	Storm Drainage Fund-4480	*Type Class:*	Storm Drainage	*End Date:*	2021
Element Listing:	Comm Svcs & Fac	*Area:*	System Wide	*Status:*	Active
Classification:	Improvements	*Manager:*	Franco, Jesse	*Const. Code:*	Not Awarded

Proj Desc: This project will develop the system wide Storm Drain Master Plan (SDMP), trash ordinance requirement and complete the associated environmental review (CEQA). This plan will be used for future planning and system analysis in conjunction with the review of ongoing capital improvements and private development. Initial elements to be conducted include storm system flow monitoring of river discharges, analysis of existing basin capacity and related information needs necessary to support development of an SDMP.

Proj Stat: Effort will be evaluated.

Expenditures	Budget	Actual+Commit	Available	Prop. Inc./Dec. for 20-21	Budget+Prop. Inc./Dec.	Avail.+Prop. Inc./Dec.	21-22	22-23	23-24	24-25	Total Budgeted up to 2025
EDA Eng/Design/Admin	741,384	71,318	670,066	0	741,384	670,066	0	0	0	0	741,384
Expenditure Totals:	741,384	71,318	670,066	0	741,384	670,066	0	0	0	0	741,384

Fund Balance Required	Budget+Prop. Inc./Dec.	Available+Prop. Inc./Dec.
Storm Drainage Fund-4480	741,384	670,066

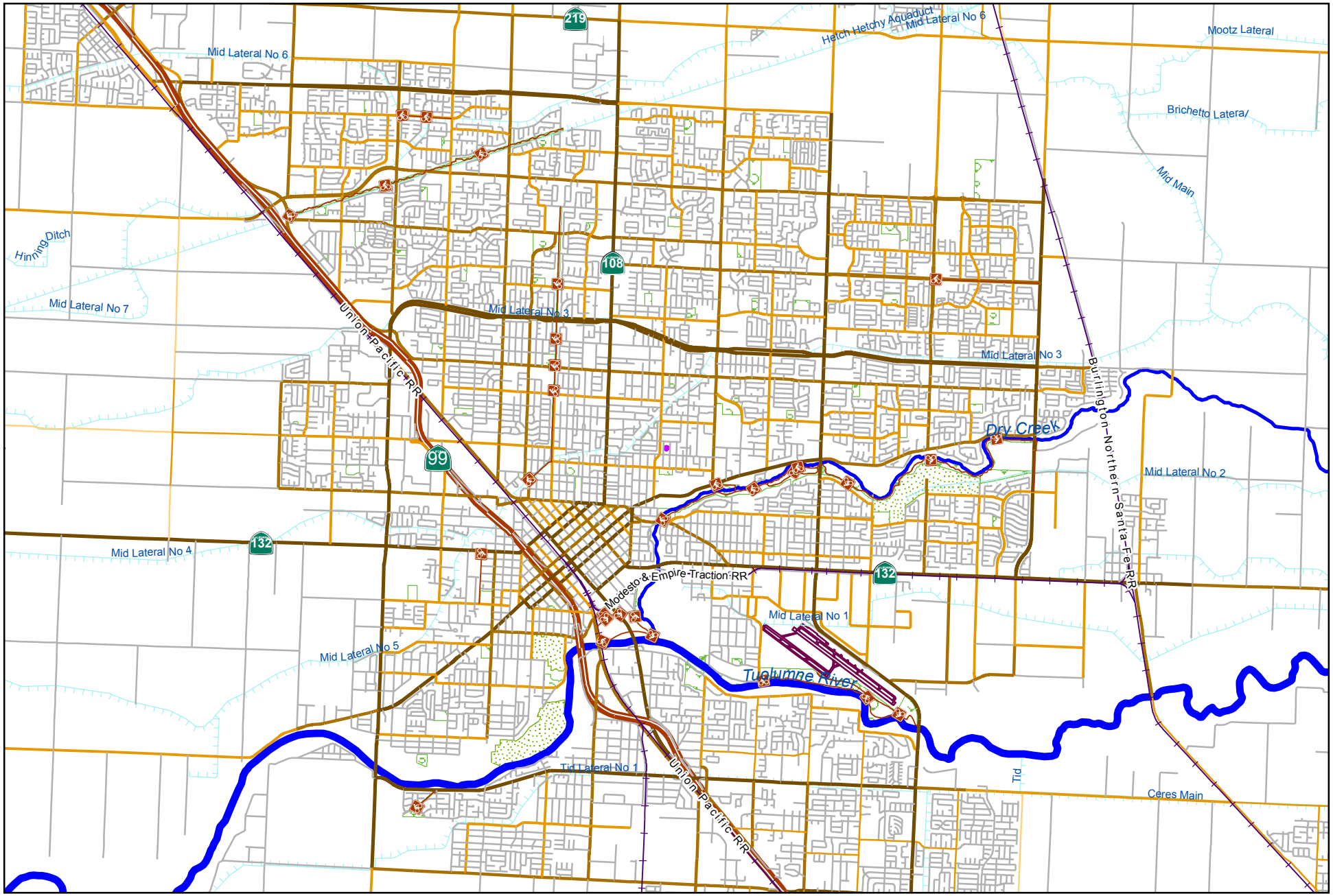

City of Modesto

Project #: 100845

UTL - Bowen, Johansen, Naraghi and Orchard Storm Lift Station Improvements

0 5,500 11,000
Feet

N

MODESTO CALIFORNIA

UTL - Bowen, Johansen, Naraghi and Orchard Storm Lift Station Improvements 100845

Capital Unsponsored

Cost Center:	49999	*Category:*	Storm Drainage	*Start Date:*	2018
Hosting Fund:	Storm Drainage Fund-4480	*Type Class:*	Storm Drainage	*End Date:*	2021
Element Listing:	Comm Svcs & Fac	*Area:*	Within City	*Status:*	Active
Classification:	Improvements	*Manager:*	Ciotau, Cristian C	*Const. Code:*	Under Construction

Proj Desc: This project will provide electrical and control upgrades to several storm drain pump stations within the City. The storm drain pump stations have outdated controls and electrical panels resulting in inefficient power usage. Additionally the age of the equipment makes it difficult for the City's electrical technicians to replace components.

Proj Stat: Construction anticipated to be complete by the end of FY 19/20.

Expenditures	Budget	Actual+Commit	Available	Prop. Inc./Dec. for 20-21	Budget+Prop. Inc./Dec.	Avail.+Prop. Inc./Dec.	21-22	22-23	23-24	24-25	Total Budgeted up to 2025
CA Construction Admin	136,416	128,036	8,380	0	136,416	8,380	0	0	0	0	136,416
CON Construction	1,126,510	1,126,510	0	0	1,126,510	0	0	0	0	0	1,126,510
CTGY-CIP Contingency - CIP	90,121	33,060	57,061	0	90,121	57,061	0	0	0	0	90,121
EDA Eng/Design/Admin	104,843	78,021	26,822	0	104,843	26,822	0	0	0	0	104,843
Expenditure Totals:	1,457,890	1,365,627	92,263	0	1,457,890	92,263	0	0	0	0	1,457,890

Fund Balance Required	Budget+Prop. Inc./Dec.	Available+Prop. Inc./Dec.
Storm Drainage Fund-4480	1,457,890	92,263

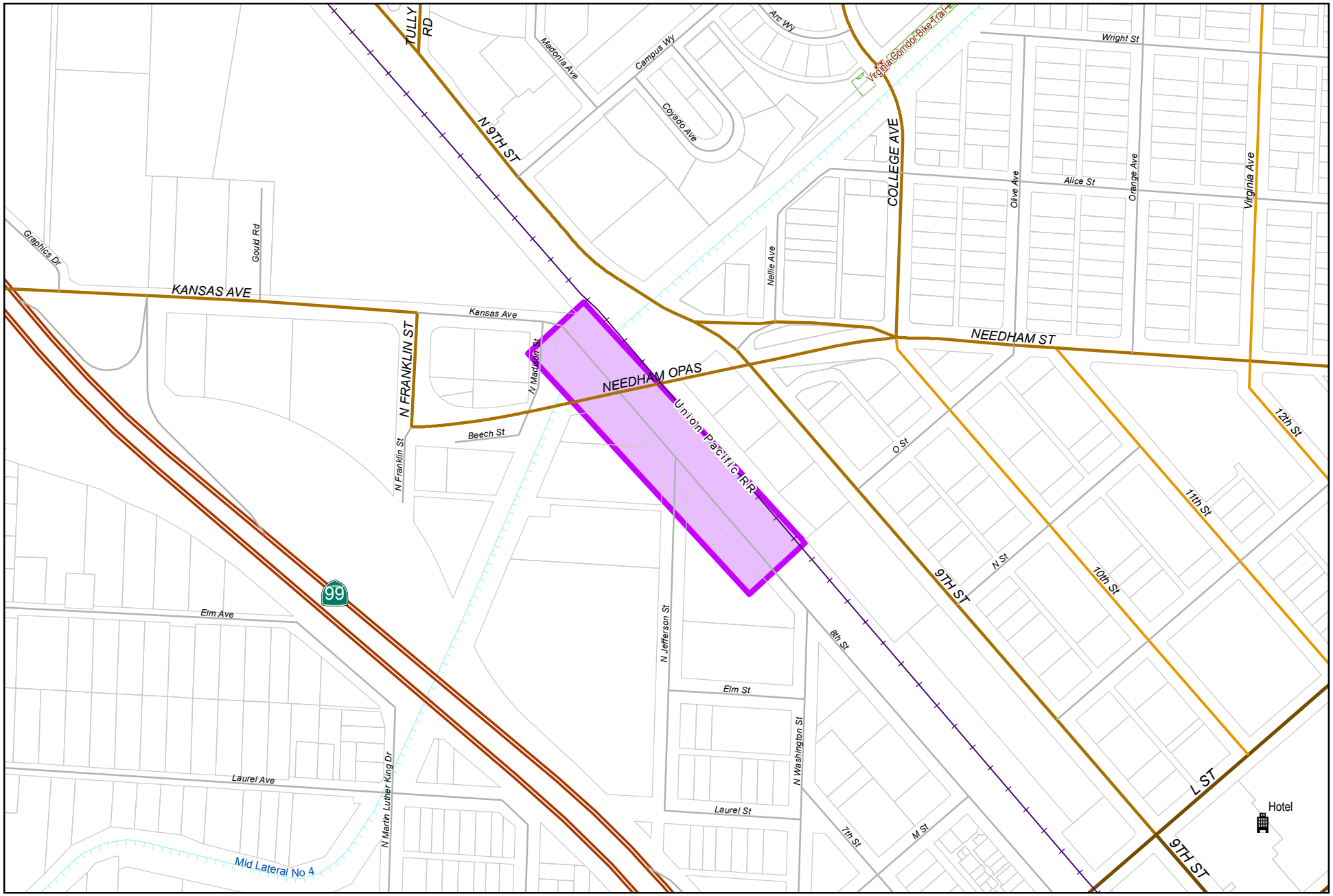

0 387.5 775
Feet

City of Modesto

Project #: 100928

UTL - Ninth Street Storm Drain Basin

MODESTO CALIFORNIA

UTL - Ninth Street Storm Drain Basin

100928

Capital Unsponsored

Cost Center:	49999	*Category:*	Storm Drainage	*Start Date:*	2018
Hosting Fund:	Storm Drainage Fund-4480	*Type Class:*	Storm Drainage	*End Date:*	2022
Element Listing:	Comm Svcs & Fac	*Area:*	Within City	*Status:*	Active
Classification:	Improvements	*Manager:*	Ciotau, Cristian C	*Const. Code:*	Not Awarded

Proj Desc: This project willl construct a storm drain basin and pump station on Ninth Street, under the Kansas-Needham overpass.

Proj Stat: Design complete, construction pending funding.

Expenditures	Budget	Actual+Commit	Available	Prop. Inc./Dec. for 20-21	Budget+Prop. Inc./Dec.	Avail.+Prop. Inc./Dec.	21-22	22-23	23-24	24-25	Total Budgeted up to 2025
CA Construction Admin	120,000	327	119,673	0	120,000	119,673	0	0	0	0	120,000
CON Construction	1,360,000	0	1,360,000	0	1,360,000	1,360,000	0	0	0	0	1,360,000
CTGY-CIP Contingency - CIP	136,000	0	136,000	0	136,000	136,000	0	0	0	0	136,000
EDA Eng/Design/Admin	190,000	147,290	42,710	0	190,000	42,710	0	0	0	0	190,000
Expenditure Totals:	1,806,000	147,617	1,658,383	0	1,806,000	1,658,383	0	0	0	0	1,806,000

Fund Balance Required	Budget+Prop. Inc./Dec.	Available+Prop. Inc./Dec.
Storm Drainage Fund-4480	1,806,000	1,658,383

TRANSPORTATION FACILITIES

SYSTEM OVERVIEW

The Transportation Facilities portion of the CIP provides projects that maintain, upgrade and expand the City's system of streets, bridges, traffic control devices, street lighting and sidewalks.

Floyd Avenue

The City currently maintains 634 center lane miles of streets consisting of 121 million square feet of pavement surface area. The replacement cost for the City's streets is estimated at $979 million in today's dollars. The City is also responsible for 22 bridge structures (14 of which are canal crossings), three pedestrian crossings of waterways, and three pedestrian crossings over streets. In addition, the City also maintains the bridge decks and pavement markings on another 13 structures that cross State Route 99 in the City's jurisdiction.

Design, construction, maintenance, and rehabilitation of traffic signals, roundabouts, sign and pavement markings are also City responsibilities. The City maintains 227 traffic signals, 11,575 street lights, 16 flashing beacons, 26 lighted crosswalks, 32 school flashing beacons, 7 warning beacons, 6 crosswalk beacons, 6 communication hubs, 18 roundabouts and 29,173 traffic signs. The signals Modesto maintains include 167 in Modesto, 52 for Stanislaus County, and 8 for Riverbank.

Developers typically construct new residential and collector streets. The right-of-way is dedicated to the City once construction is complete. Major streets with right-of-way requirements greater than 80' total width are the shared responsibility of the fronting landowner and the City, with the property owner responsible for the first 40' of right-of-way improvements and the City responsible for the remainder. The City share is normally funded through Capital Facilities Fees (CFF). Expressway improvements are funded by CFF funds and the property owner is reimbursed for any right-of-way needed for an expressway.

MEASURE L

In November of 2016, Stanislaus County voters approved Measure L, a county-wide, 0.5% sales tax for transportation purposes. The tax went into effect in April of 2017 and is estimated to generate $960M over its 25-year life span. The City of Modesto receives roughly $9M per year for street maintenance and local projects. The Measure also includes $269M for regional projects such as SR-132, North County Corridor, the SR-99/Briggsmore Ave. Interchange and the SR-99/Standiford Interchange.

UTILIZATION OF REGIONAL MEASURE L FUNDS

In May of 2017, utilizing CFF and regional Measure L funds, the City began the design and right of way acquisition phases of the State Route 132 West Freeway/Expressway Phase 1 project. Design was completed and construction began in December, 2019. This project is nearly four miles in length and will include the construction of a two-lane (one lane in each direction) facility connecting Needham Street to Dakota Avenue. It includes four bridge crossings at SR-99, Emerald Ave., Carpenter Rd and Rosemore Ave.

The project is funded with a complex matrix of funding sources including a $21M Trade Corridor Enhancement grant from the State SB-1 program, a $9M TIGER grant from the USDOT, $43M of Regional Measure L funds, $40M of State Transportation Improvement Program (STIP) funds and other state, federal and local funds. Construction is anticipated to be complete in 2022.

TRANSPORTATION ENGINEERING DESIGN

Transportation dollars are used and managed across various divisions and departments within the City. Current needs have been identified that greatly exceed available funding, thus a comprehensive plan is needed to provide a look ahead to see how to maximize use of available transportation funding. In FY19/20, a **5-Year Measure L Plan** was prepared to identify, evaluate and prioritize the City's Measure L local funded projects for Fiscal Year 2019-20 through 2023-24. In general, the plan describes and prioritizes various Measure L-funded Capital Improvement Projects and Programs to best ensure the City maintains a safe and reliable transportation system.

Several Measure L-funded projects were completed in FY19/20, including:

> **The Claus Road Pavement Rehabilitation Project** will be completed by June, 2020. The project included pavement rehabilitation, restriping, ADA ramp upgrades and traffic signal upgrades along Clause road from approximately 600-ft north of Briggsmore Avenue to approximately 800-ft north of Sylvan Avenue (1.6 miles).
>
> **The Wylie, Floyd and Carver Street Improvement Project** will be completed by June, 2020. The project included pavement rehabilitation, restriping and ADA ramp upgrades to portions of Wylie Drive, Floyd Avenue and Carver Avenue.
>
> **The Village One Slurry Seal Project** will be completed by June, 2020. The project included slurry seal placed on residential streets within the boundary area of Sylvan Avenue, Roselle Avenue, Merle Avenue and Claus Road. This project addressed approximately 56 lane miles of pavement, new striping and ADA upgrades at selected locations.

A **five-year Transportation Plan** was prepared in FY19/20 to identify, evaluate and prioritize the City of Modesto's transportation-related operations and maintenance programs, and capital improvement projects and programs, and present one comprehensive plan that covers all modes of travel and available transportation funding. The plan was developed in collaboration with the Transportation Engineering & Design (TED) Division of the Community and Economic Development Department; the Traffic Operations Division, Streets Division, and Transit Division of the Public Works Department; and the Finance Department.

Looking forward to FY20/21, TED anticipates completion of:

Construction of **Improve Traffic Flow and Safety Orville Wright School Project** (Measure L)
Construction of **Tully Road Pavement Rehabilitation Project**
Construction of **Coffee Road Pavement Rehabilitation Project**
Completion of **System Safety Analysis Report Program**
Creating and implementing the **Neighborhood Traffic Calming Program**

TRAFFIC ENGINEERING

Funding for Transportation Facilities CIP projects comes primarily from gas tax revenues, Capital Facilities Fees (CFF), Measure L funds, assessment districts, and State and Federal Highway Administration grants, which are usually administered by State agencies.

The Traffic Engineering division is involved in several areas of improvement such as construction of new traffic signals and roundabouts, modifications of existing signals, expansion of the ATMS/CCTV system, traffic signal coordination, improvement of existing street lighting, restriping various corridors, traffic improvements, and intersection upgrades.

Staff will continue to apply for Federal Congestion Mitigation and Air Quality (CMAQ) grants for various transportation facilities improvement and safety projects.

MAJOR ACCOMPLISHMENTS IN FY19/20

- Completed Modesto Traffic Signal System Maser Plan - Hired outside consultant to analyze the City of Modesto's traffic signal operation and propose future intelligent transportation system improvements City wide to become state-of-the-art
- Completed synchronization of all signals outside the downtown – Re-synchronize traffic signals outside of the downtown to improve signal timing and travel times
- Started high voltage street conversion project – 5-year project to convert all high voltage high pressure sodium street lights to low voltage LED
- Completed installation of 120 new 2070LX controllers and 88 Ethernet switches – New state-of-the-art controllers that are all IP addressable and produce high resolution data capable of adaptive signal timing
- Installed new traffic management system to communicate to all signals remotely

- Completed installation of new emergency vehicle pre-emption devices at all signalized intersections – Devices allow emergency vehicles to pre-empt the signal to allow improved response travel time

HIGHLIGHTS FOR FY20/21

- Synchronize all traffic signals in the downtown - Re-synchronize traffic signals in the downtown area to improve signal timing and travel times
- Secure grant funding identified in the "Modesto Traffic Signal System Master Plan" to fund ITS element projects identified in the Traffic Master Plan
- Purchase 400 vehicle detection cameras for 100 intersections within the City – New detection cameras that not only identify traffic vehicles, but also pedestrians and bicyclists
- Purchase and install new signal performance software – Software measuring signal performance and data analytics to improve safety, mobility, and efficiency of signalized intersections
- Design plans and go to bid for new fiber drop into cabinets along Briggsmore, Standiford/Sylvan, and Oakdale to improve communication architecture within the City

CITY MAINTENANCE PROJECTS

HIGH VOLTAGE CIRCUIT:

The City currently has a total of 11,576 street lights, of which 539 are high voltage street lights. The high voltage street lights make up four and a half percent of the street lights within Modesto. Construction for converting the lights began on April 1, 2019 and the City anticipates to complete approximately 113 lights in the first year.

Anticipated FY 20/21 circuit conversions:

- Janna
- Sherwood South
- Roseburg South
- Coldwell/Virginia
- Muncy North
- Woodrow
- Hillview
- Clementa

SLURRY SEAL (May-October 2020)

- Veneman Area – Veneman, Marsala, Snyder, Beachler
- Norwegian Area – Sunrise, Floyd, Coffee, Briggsmore
- Mable Area – Palmwood, Mable, Oakdale, Sylvan
- Lincoln Oak Area – Lincoln Oak, Floyd, Roselle, Merle
- Creekwood Area – McClure, Dry Creek, Clause, Yosemite
- Pine Tree Area - Marlow, Paradise, Rouse, Hammond, Robertson
- Rumble Area – Prescott, W. Rumble, Carver, Mount Vernon
- Evergreen Area – W. Orangeburg, Briggsmore, Carver,
- Shaddox Area - Rosemore, Blue Gum, N. Carpenter, Woodland

POLICY ISSUES

A major policy issue continues to be how to reverse the trend towards more deferred maintenance of streets. Staff is looking for ways to make street maintenance dollars go as far as possible.

Based on recent construction estimates and maintenance efforts, the cost of bringing all pavement to good condition would be approximately $504 million dollars. The available funding for the street maintenance program is only a fraction of what is needed to prevent our valuable street infrastructure from further deterioration.

Another policy issue is ensuring that street infrastructure is in place when needed. Roadway infrastructure improvements are costly. Currently, the city collects fees incrementally, just before occupancy. This places the City in a “catch-up” mode. Without some means of financing these improvements earlier in the process, the City is destined to stay behind in this area and roadway improvements will not be funded until after they are needed.

Right-of-way preservation and vehicular access management are two major policy issues facing transportation infrastructure and traffic operations in the City. The capacity of our current transportation infrastructure and General Plan depends upon right-of-way and vehicular access management control policies that are consistently applied to all new development proposals.

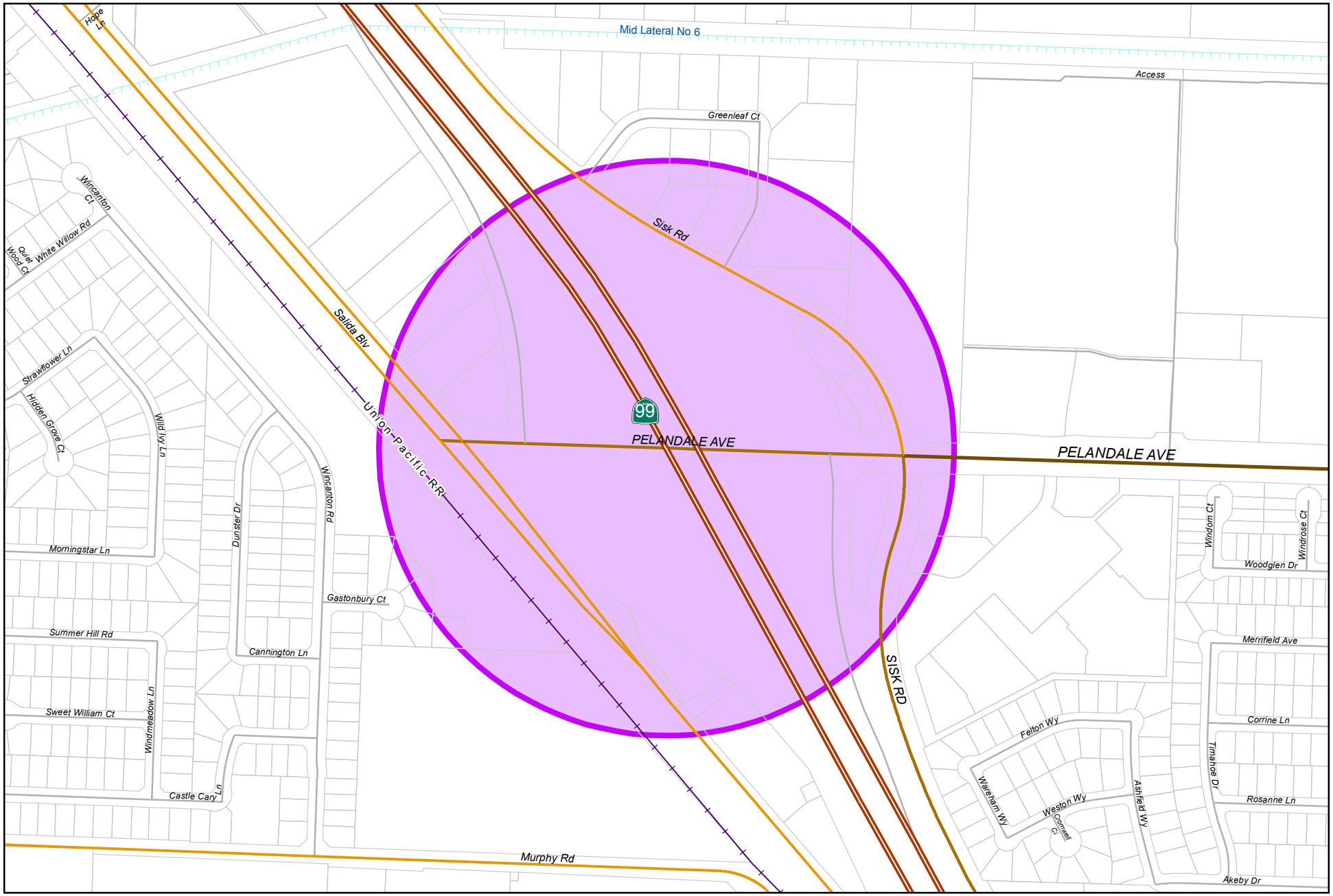

City of Modesto

Project #: 100046

PW - Pelandale Interchange at State Route 99

MODESTO CALIFORNIA

CED - Pelandale Interchange at State Route 99 - FHWA - CalTrans-STPL-5059(169) - 2010-20.205 HWY Planning and Con (Suspended) 100046

Capital Unsponsored

Cost Center:	14999	*Category:*	Traffic Circulation	*Start Date:*	
Hosting Fund:	Streets Capital Facility Fee Fund-3410	*Type Class:*	Major Street Improvements	*End Date:*	
Element Listing:	Comm Svcs & Fac	*Area:*	Within City	*Status:*	Active
Classification:	Replacement	*Manager:*	Sandhu, Balhar	*Const. Code:*	Not Awarded

Proj Desc: Reconstruction of the Pelandale Interchange at SR 99.

Background: This project was established to allow the City of Modesto to assume the lead role in the Pelandale Interchange project. Project Approval and Environmental Document (PA&ED) phase was completed on December 21, 2009. On February 3, 2009, the City Council approved a Cooperative Agreement with Caltrans approving the City as the lead agency to develop Project Plans, Specifications & Estimates (PS&E) PS&E is 100% completed. Funds for PS&E included $2,646,509 federal RSTP and $1,300,000 Local CFF. City received $41,630,000 State Proposition 1B savings for construction.

Proj Stat: Staff is waiting on AT&T payment to be finalized to close out the project.

Revenues	Budget	Actuals+Commit	Available	Prop. Inc./Dec. for 20-21	Bud + Prop. Incr/Decr	Avail.+ Prop. Incr/Decr	21-22	22-23	23-24	24-25	Total Budgeted up to 2025
42110 Intergov - State - CA Department of Transportation	2,646,401	2,570,213	76,188	0	2,646,401	76,188	0	0	0	0	2,646,401
42301 Intergov - County Contribution/Reimbursement	156,048	156,048	0	0	156,048	0	0	0	0	0	156,048
43240 CS - CD - Capital Facility Fees	3,451,401	0	3,451,401	0	3,451,401	3,451,401	0	0	0	0	3,451,401
Revenue Totals:	6,253,850	2,726,261	3,527,589	0	6,253,850	3,527,589	0	0	0	0	7,213,196

Expenditures	Budget	Actual+Commit	Available	Prop. Inc./Dec. for 20-21	Budget+Prop. Inc./Dec.	Avail.+Prop. Inc./Dec.	21-22	22-23	23-24	24-25	Total Budgeted up to 2025
CC Consultant Charges	3,072,430	3,072,430	0	0	3,072,430	0	0	0	0	0	3,072,430
EDA Eng/Design/Admin	594,627	596,673	-2,046	0	594,627	-2,046	0	0	0	0	594,627
ENV CIP - Environmental	650,000	650,000	0	0	650,000	0	0	0	0	0	650,000
LA Land Acquisition	4,309,479	4,272,521	36,959	0	4,309,479	36,959	0	0	0	0	4,309,479
UE Utility and EIR	883,451	592,010	291,441	0	883,451	291,441	0	0	0	0	883,451
Expenditure Totals:	9,509,987	9,183,633	326,354	0	9,509,987	326,354	0	0	0	0	9,509,987

Fund Balance Required	Budget+Prop. Inc./Dec.	Available+Prop. Inc./Dec.
Streets Capital Facility Fee Fund-3410	3,256,137	-3,201,235

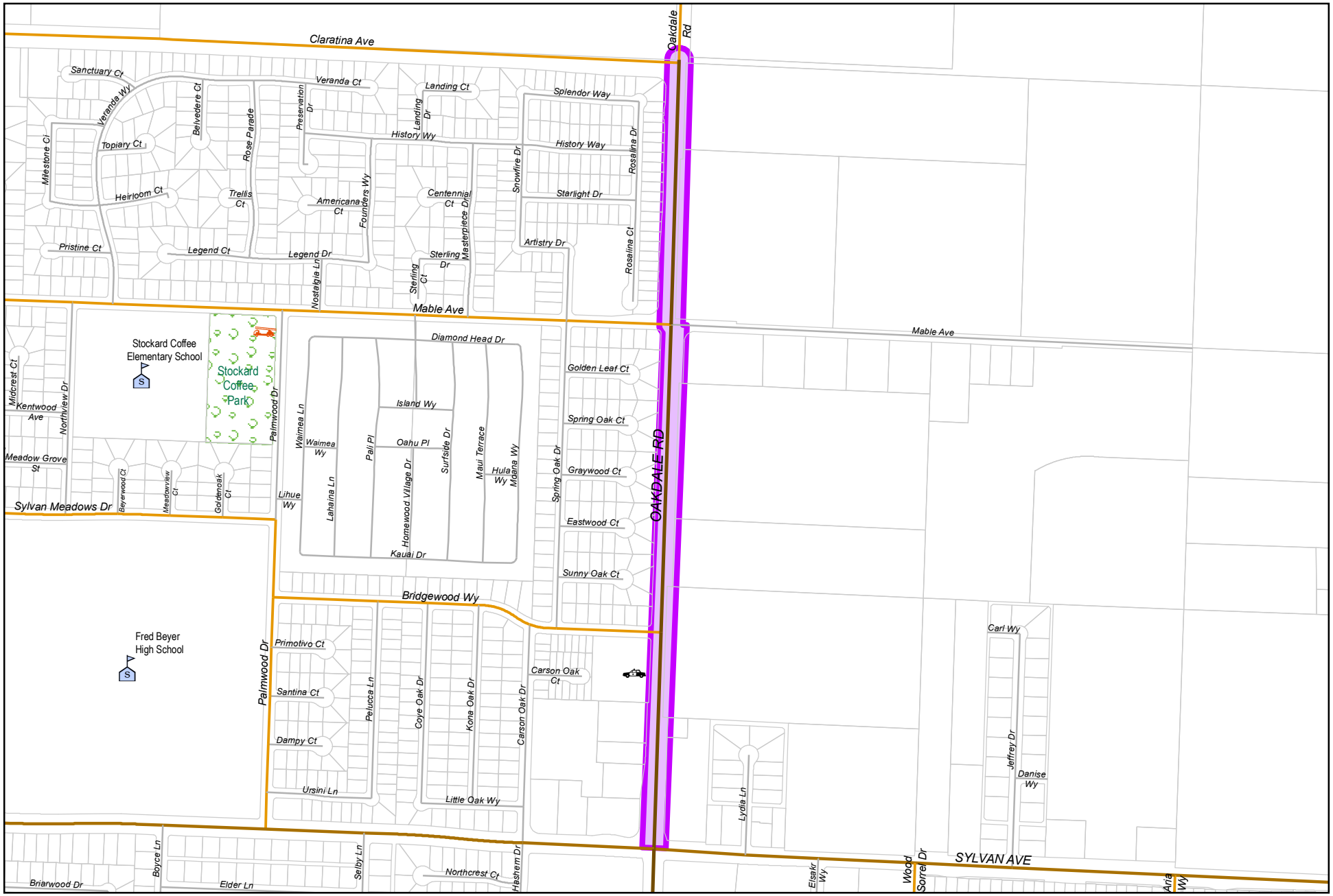

City of Modesto

Project #: 100049

CED - Oakdale Road Widening

MODESTO CALIFORNIA

CED - Oakdale Road Widening

100049

Capital Unsponsored

Cost Center:	14999	*Category:*	Traffic Circulation	*Start Date:*	2020
Hosting Fund:	Streets Capital Facility Fee Fund-3410	*Type Class:*	Low Cost Traffic Improvements	*End Date:*	2025
Element Listing:	Comm Svcs & Fac	*Area:*	Within City	*Status:*	Active
Classification:	Improvements	*Manager:*	Dion, Victoria Michelle	*Const. Code:*	Not Awarded

Proj Desc: This project will provide funding for design to widen Oakdale Road between Sylvan and Claratina Avenues in anticipation of the Tivoli Development. Improvements will include roadway widening to an interim 4-lane facility. Construction will be budgeted consistant with future Facility Master Plan (FMP) and Infrastructure Finance Plan (IFP). It is anticipated that $120,000 will be funded through developer contribution.

Proj Stat: Preliminary design is on hold. Timing is dependent on Tivoli Development.

Expenditures	Budget	Actual+Commit	Available	Prop. Inc./Dec. for 20-21	Budget+Prop. Inc./Dec.	Avail.+Prop. Inc./Dec.	21-22	22-23	23-24	24-25	Total Budgeted up to 2025
EDA Eng/Design/Admin	35,000	12,458	22,542	0	35,000	22,542	0	0	0	0	35,000
ENV CIP - Environmental	50,000	0	50,000	0	50,000	50,000	0	0	0	0	50,000
LA Land Acquisition	2,588	0	2,588	0	2,588	2,588	0	0	0	0	2,588
Expenditure Totals:	87,588	12,458	75,130	0	87,588	75,130	0	0	0	0	87,588

Fund Balance Required	Budget+Prop. Inc./Dec.	Available+Prop. Inc./Dec.
Streets Capital Facility Fee Fund-3410	87,588	75,130

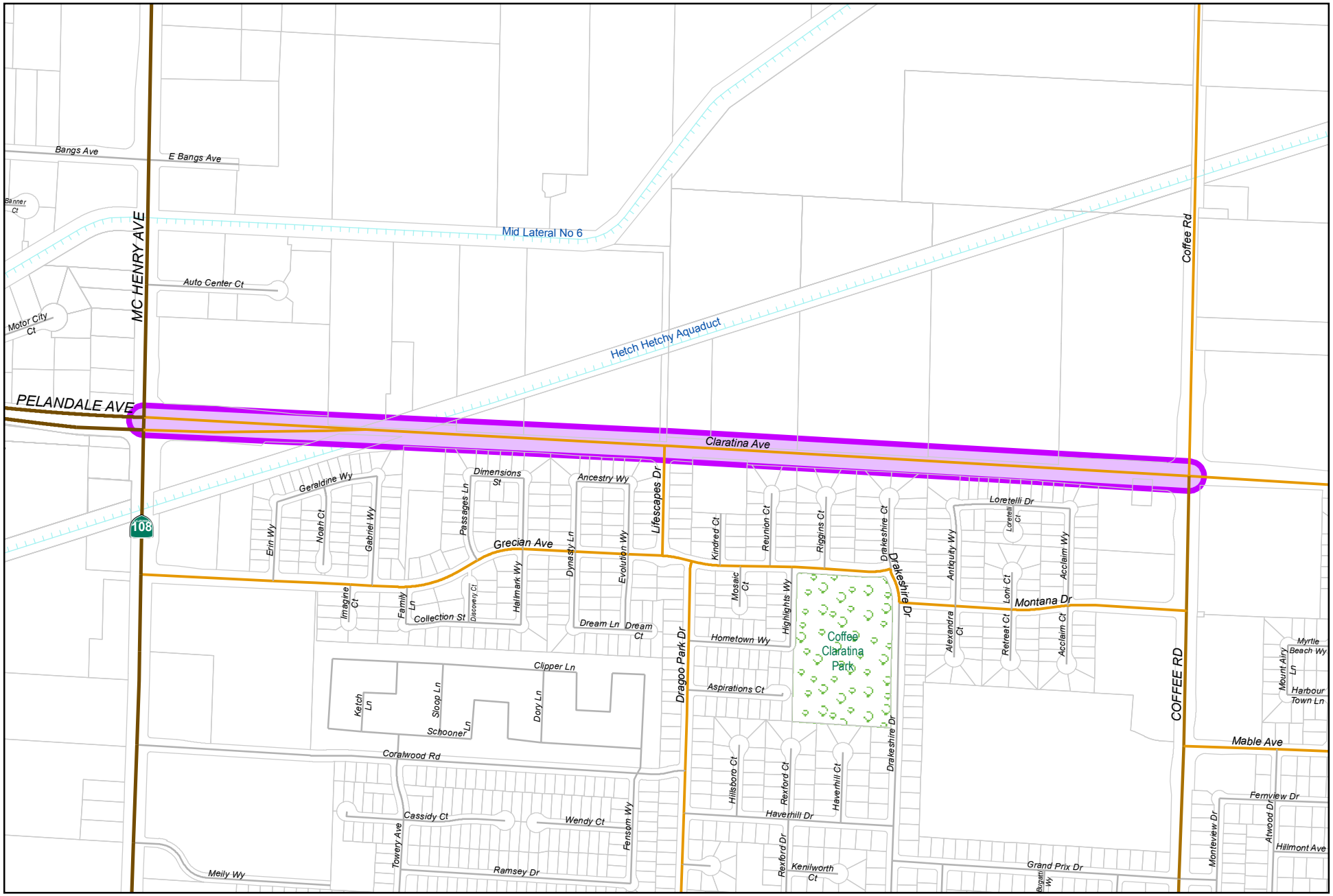

0 600 1,200
Feet

City of Modesto

Project #: 100051

CED - Claratina: McHenry to Coffee (4 Lanes & Intersection Improvements)

MODESTO CALIFORNIA

CED - Claratina: McHenry to Coffee (4 Lanes & Intersection Improvements) 100051

Capital Unsponsored

Cost Center:	14999	*Category:*	Traffic Circulation	*Start Date:*	
Hosting Fund:	Streets Capital Facility Fee Fund-3410	*Type Class:*	Expressway Improvements	*End Date:*	
Element Listing:	Comm Svcs & Fac	*Area:*	Coffee-Claratina	*Status:*	Active
Classification:	Improvements	*Manager:*	Sandhu, Sandeep	*Const. Code:*	Not Awarded

Proj Desc: This project will reconstruct and widen Claratina Ave. beginning approx. 1400 ft. east of McHenry Ave. to the Claratina / Coffee intersection with roadway transition improvements north, south and east of the intersection. Right-of-way acquisition is required along with possible relocation of PG&E gas regulator stationimprovements.

Proj Stat: Several conceptual designs have been designed and considered within the project Traffic Evaluation Report. Staff to coordinate with PG&E's gas regulator relocation requirements. Public Outreach to follow.

Expenditures	Budget	Actual+Commit	Available	Prop. Inc./Dec. for 20-21	Budget+Prop. Inc./Dec.	Avail.+Prop. Inc./Dec.	21-22	22-23	23-24	24-25	Total Budgeted up to 2025
CA Construction Admin	0	0	0	0	0	0	0	0	0	0	0
CON Construction	599,260	599,260	0	0	599,260	0	0	0	0	0	599,260
CTGY Contingency - CIP	0	0	0	0	0	0	0	0	0	0	0
DR Develop Reimburse	2,959,761	2,959,761	0	0	2,959,761	0	0	0	0	0	2,959,761
EDA Eng/Design/Admin	1,402,167	1,144,050	258,117	0	1,402,167	258,117	0	0	0	0	1,402,167
ENV CIP - Environmental	50,000	8,589	41,411	0	50,000	41,411	0	0	0	0	50,000
LA Land Acquistion	851,723	51,951	799,772	0	851,723	799,772	0	0	0	0	851,723
UE Utility and EIR	200,000	87	199,913	0	200,000	199,913	0	0	0	0	200,000
Expenditure Totals:	6,062,911	4,763,698	1,299,213	0	6,062,911	1,299,213	0	0	0	0	6,062,911

Fund Balance Required	Budget+Prop. Inc./Dec.	Available+Prop. Inc./Dec.
Streets Capital Facility Fee Fund-3410	6,062,911	1,299,213

City of Modesto

Project #: 100106

CED - Roselle Avenue between Sylvan/Floyd

MODESTO CALIFORNIA

CED - Roselle Avenue between Sylvan/Floyd

100106

Capital Unsponsored

Cost Center:	14999	*Category:*	Traffic Circulation	*Start Date:*	
Hosting Fund:	Village One #2 CFD Fund - CIP Projects-3291	*Type Class:*	Other Street Projects	*End Date:*	
Element Listing:	Comm Svcs & Fac	*Area:*	Village One	*Status:*	Active
Classification:	Improvements	*Manager:*	Dion, Victoria Michelle	*Const. Code:*	Not Awarded

Proj Desc: This project will provide funding to acquire the necessary right of way and complete the construction of the remaining road improvements on Roselle Ave. between Floyd Ave. and Sylvan Ave. including curb, gutter, sidewalk, parkway landscaping and median landscaping. This project also includes the construction of a roundabout at the Roselle/Kodiak intersection. A portion of this project was constructed by a developer. The developer was reimbursed per the terms set forth in the Acquisition and Shortfall Agreement with Village One #2 bond proceeds.

Proj Stat: Project is complete. Project to be Closed

Revenues	Budget	Actuals+Commit	Available	Prop. Inc./Dec. for 20-21	Bud + Prop. Incr/Decr	Avail.+ Prop. Incr/Decr	21-22	22-23	23-24	24-25	Total Budgeted up to 2025
42110 Intergov - State - CA Department of Transportation	0	0	0	0	0	0	0	0	0	0	0
47020 Refunds, Damages, and Cost Recovery	0	15,604	-15,604	0	0	-15,604	0	0	0	0	0
80501 Reserve - Bond Financing	4,401,400	0	4,401,400	0	4,401,400	4,401,400	0	0	0	0	4,401,400
Revenue Totals:	4,401,400	15,604	4,385,796	0	4,401,400	4,385,796	0	0	0	0	4,401,400

Expenditures	Budget	Actual+Commit	Available	Prop. Inc./Dec. for 20-21	Budget+Prop. Inc./Dec.	Avail.+Prop. Inc./Dec.	21-22	22-23	23-24	24-25	Total Budgeted up to 2025
CA Construction Admin	382,649	374,740	7,909	0	382,649	7,909	0	0	0	0	382,649
CCF City Construct Force	21,701	9,006	12,695	0	21,701	12,695	0	0	0	0	21,701
CON Construction	4,212,712	4,162,649	50,063	0	4,212,712	50,063	0	0	0	0	4,212,712
CTGY Contingency - CIP	389,974	193,199	196,775	0	389,974	196,775	0	0	0	0	389,974
EDA Eng/Design/Admin	663,310	662,197	1,113	0	663,310	1,113	0	0	0	0	663,310
LA Land Acquistion	726,567	726,567	0	0	726,567	0	0	0	0	0	726,567
Expenditure Totals:	6,396,913	6,128,357	268,556	0	6,396,913	268,556	0	0	0	0	6,396,913

Fund Balance Required	Budget+Prop. Inc./Dec.	Available+Prop. Inc./Dec.
Village One #2 CFD Fund - CIP Projects-3291	1,995,513	-4,117,241

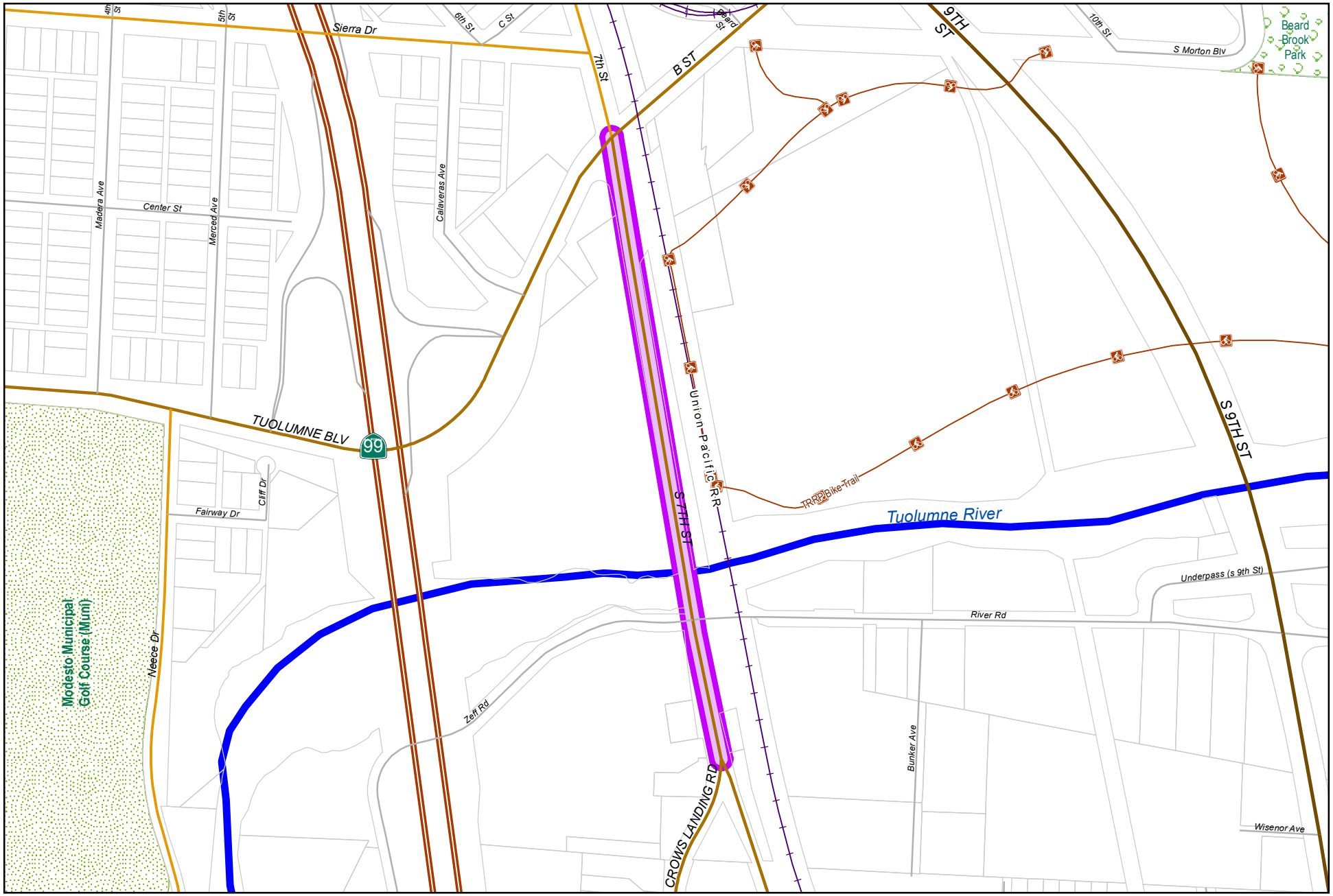

0 387.5 775
Feet

City of Modesto

Project #: 100586

CED - 7th Street Bridge at Tuolumne River

MODESTO CALIFORNIA

CED - 7th Street Bridge at Tuolumne River - FHWA - CalTrans-BRLS-5938(167)-2010-20.205 HWY Planning and CON

100586

Capital Unsponsored

Cost Center:	14999	*Category:*	Traffic Circulation	*Start Date:*	2010
Hosting Fund:	Streets Capital Facility Fee Fund-3410	*Type Class:*	Major Street Improvements	*End Date:*	2026
Element Listing:	Comm Svcs & Fac	*Area:*	Within City	*Status:*	Active
Classification:	Improvements	*Manager:*	Rawles, John	*Const. Code:*	New or Future

Proj Desc: Replace the 7th Street Bridge over the Tuolumne River. Stanislaus County is the lead agency for this project. It is expected that 88.53% of the project costs will be federally funded. The City and County will share in the cost of the local match requirement per the terms stated in the Memorandum of Understanding.

Proj Stat: Stanislaus County awarded a contract to Biggs Cardosa to prepare project plans, specifications, & estimates in December, 2019. Construction is anticipated to begin in Summer 2022.

Revenues	Budget	Actuals+Commit	Available	Prop. Inc./Dec. for 20-21	Bud + Prop. Incr/Decr	Avail.+ Prop. Incr/Decr	21-22	22-23	23-24	24-25	Total Budgeted up to 2025
42015 Intergov - Federal - Federal Highway Adminstration (DOT)	85,000	99,630	-14,630	0	85,000	-14,630	0	0	0	0	85,000
Revenue Totals:	85,000	99,630	-14,630	0	85,000	-14,630	0	0	0	0	85,000

Expenditures	Budget	Actual+Commit	Available	Prop. Inc./Dec. for 20-21	Budget+Prop. Inc./Dec.	Avail.+Prop. Inc./Dec.	21-22	22-23	23-24	24-25	Total Budgeted up to 2025
EDA Eng/Design/Admin	235,000	101,913	133,087	0	235,000	133,087	0	0	0	0	235,000
LM Local Match	688,600	183,500	505,100	0	688,600	505,100	0	0	0	0	688,600
Expenditure Totals:	923,600	285,413	638,187	0	923,600	638,187	0	0	0	0	923,600

Fund Balance Required	Budget+Prop. Inc./Dec.	Available+Prop. Inc./Dec.
Streets Capital Facility Fee Fund-3410	838,600	652,817

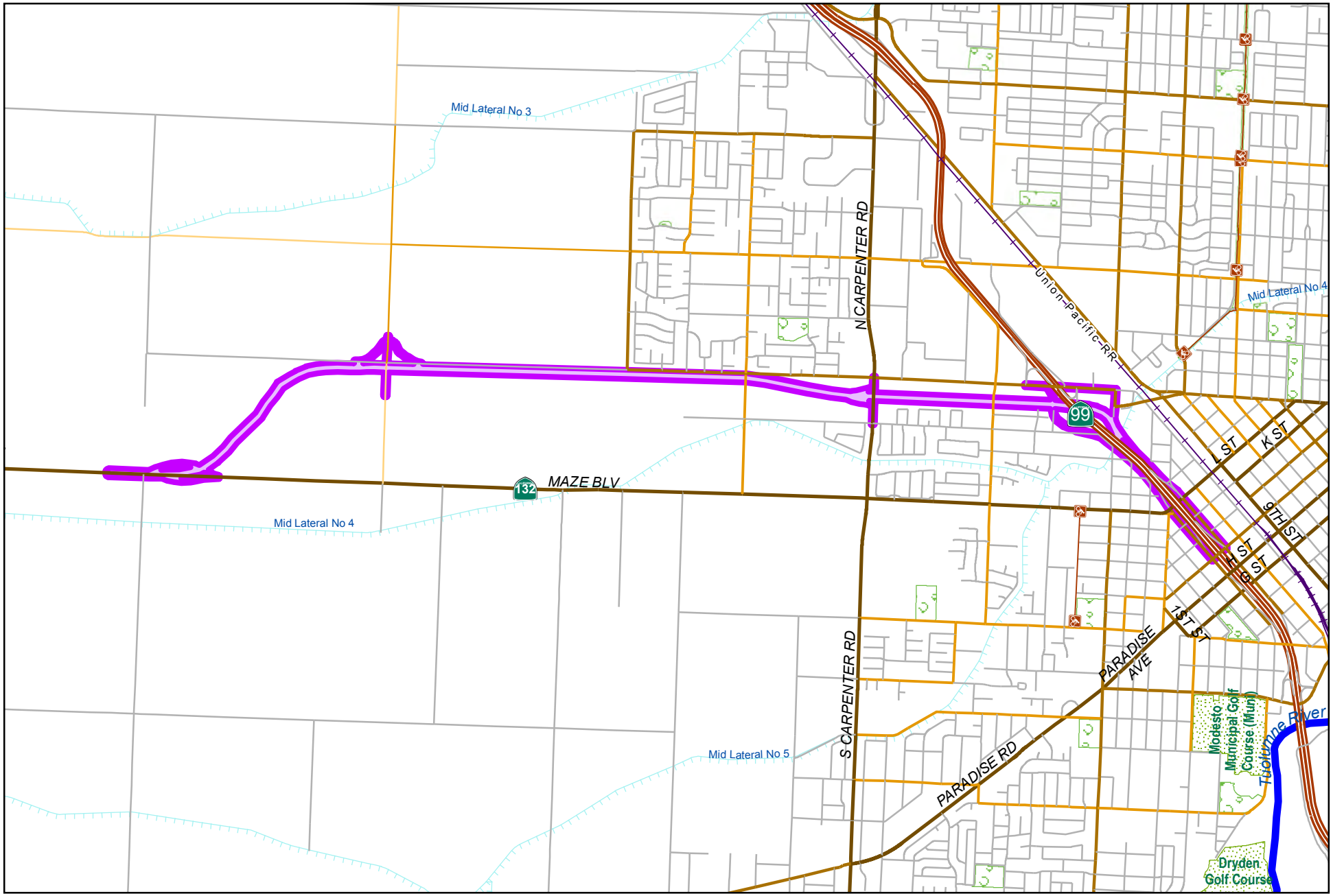

0 2,650 5,300
Feet

City of Modesto

Project #: 100614

CED - State Route 132 West Expressway

MODESTO CALIFORNIA

CED - State Route 132 West Expressway-FHWA-CalTrans-HPLUL-5059(230)-2018-20.205 HWY Planning and CON 100614

Capital Unsponsored

Cost Center:	14999	*Category:*	Traffic Circulation	*Start Date:*	
Hosting Fund:	Streets Capital Facility Fee Fund-3410	*Type Class:*	Expressway Improvements	*End Date:*	
Element Listing:	Comm Dev	*Area:*	System Wide	*Status:*	Active
Classification:	Improvements	*Manager:*	Dion, Victoria Michelle	*Const. Code:*	New or Future

Proj Desc: Construct 4-lane freeway/expressway on new alignment.

Proj Stat: Env. Document is approved. PS&E is complete. ROW acquisition is complete. Contruction will be housed in a new project #101119.

Revenues	Budget	Actuals+Commit	Available	Prop. Inc./Dec. for 20-21	Bud + Prop. Incr/Decr	Avail.+ Prop. Incr/Decr	21-22	22-23	23-24	24-25	Total Budgeted up to 2025
42110 Intergov - State - CA Department of Transportation	6,108,881	1,252,073	4,856,808	0	6,108,881	4,856,808	0	0	0	0	6,108,881
42301 Intergov - County Contribution/Reimbursement	5,000,000	4,526,980	473,020	0	5,000,000	473,020	0	0	0	0	5,000,000
42330 Intergov - Measure L Regional Funds	14,400,000	8,711,610	5,688,390	0	14,400,000	5,688,390	0	0	0	0	14,400,000
43240 CS - CD - Capital Facility Fees	4,415,000	0	4,415,000	0	4,415,000	4,415,000	0	0	0	0	4,415,000
46004 Miscellaneous Lease	0	11,570	-11,570	0	0	-11,570	0	0	0	0	0
47005 Miscellaneous Revenue	0	0	0	0	0	0	0	0	0	0	0
Revenue Totals:	29,923,881	14,502,233	15,421,648	0	29,923,881	15,421,648	0	0	0	0	30,008,881

Expenditures	Budget	Actual+Commit	Available	Prop. Inc./Dec. for 20-21	Budget+Prop. Inc./Dec.	Avail.+Prop. Inc./Dec.	21-22	22-23	23-24	24-25	Total Budgeted up to 2025
CA-ML CA-Measure L	50,000	43	49,957	0	50,000	49,957	0	0	0	0	50,000
CTGY-ML CTGY-Measure L	0	0	0	0	0	0	0	0	0	0	0
EDA Eng/Design/Admin	532,711	36,724	495,987	0	532,711	495,987	0	0	0	0	532,711
EDA-CFF EDA-Streets CFF	413,696	404,127	9,569	0	413,696	9,569	0	0	0	0	413,696
EDA-ML EDA-Measure L	9,400,000	8,949,605	450,395	0	9,400,000	450,395	0	0	0	0	9,400,000
ENV Environmental	0	0	0	0	0	0	0	0	0	0	0
ENV-CFF ENV-Streets CFF	115,000	114,293	707	0	115,000	707	0	0	0	0	115,000
LA Land Acquisition	0	0	0	0	0	0	0	0	0	0	0
LA-CFF LA-Streets CFF	5,308,724	2,714,654	2,594,070	0	5,308,724	2,594,070	0	0	0	0	5,308,724
LA-CFF-Nossaman LA-CFF-Nossaman	500,000	500,000	0	0	500,000	0	0	0	0	0	500,000
LA-DEMO LA-DEMO Funds	4,243,851	3,495,150	748,701	0	4,243,851	748,701	0	0	0	0	4,243,851
LA-EARMARK LA-Earmark Repurpose	132,800	0	132,800	0	132,800	132,800	0	0	0	0	132,800
LA-ML LA-Measure L	1,147,863	22,477	1,125,386	0	1,147,863	1,125,386	0	0	0	0	1,147,863

LA-MLCPSI LA-Measure L CPSI	3,252,137	3,116,460	135,677	0	3,252,137	135,677	0	0	0	0	3,252,137
LA-PFF LA-PFF Funds	5,000,000	5,000,000	0	0	5,000,000	0	0	0	0	0	5,000,000
LA-RIP LA-RIP Funds	500,000	500,000	0	0	500,000	0	0	0	0	0	500,000
LA-RSTP LA-RSTP Funds	3,240,778	3,240,778	0	0	3,240,778	0	0	0	0	0	3,240,778
UR-ML UR-Measure L	600,000	600,000	0	0	600,000	0	0	0	0	0	600,000
Expenditure Totals:	34,437,560	28,694,311	5,743,249	0	34,437,560	5,743,249	0	0	0	0	34,437,560

Fund Balance Required	Budget+Prop. Inc./Dec.	Available+Prop. Inc./Dec.
Streets Capital Facility Fee Fund-3410	4,513,679	-9,678,399

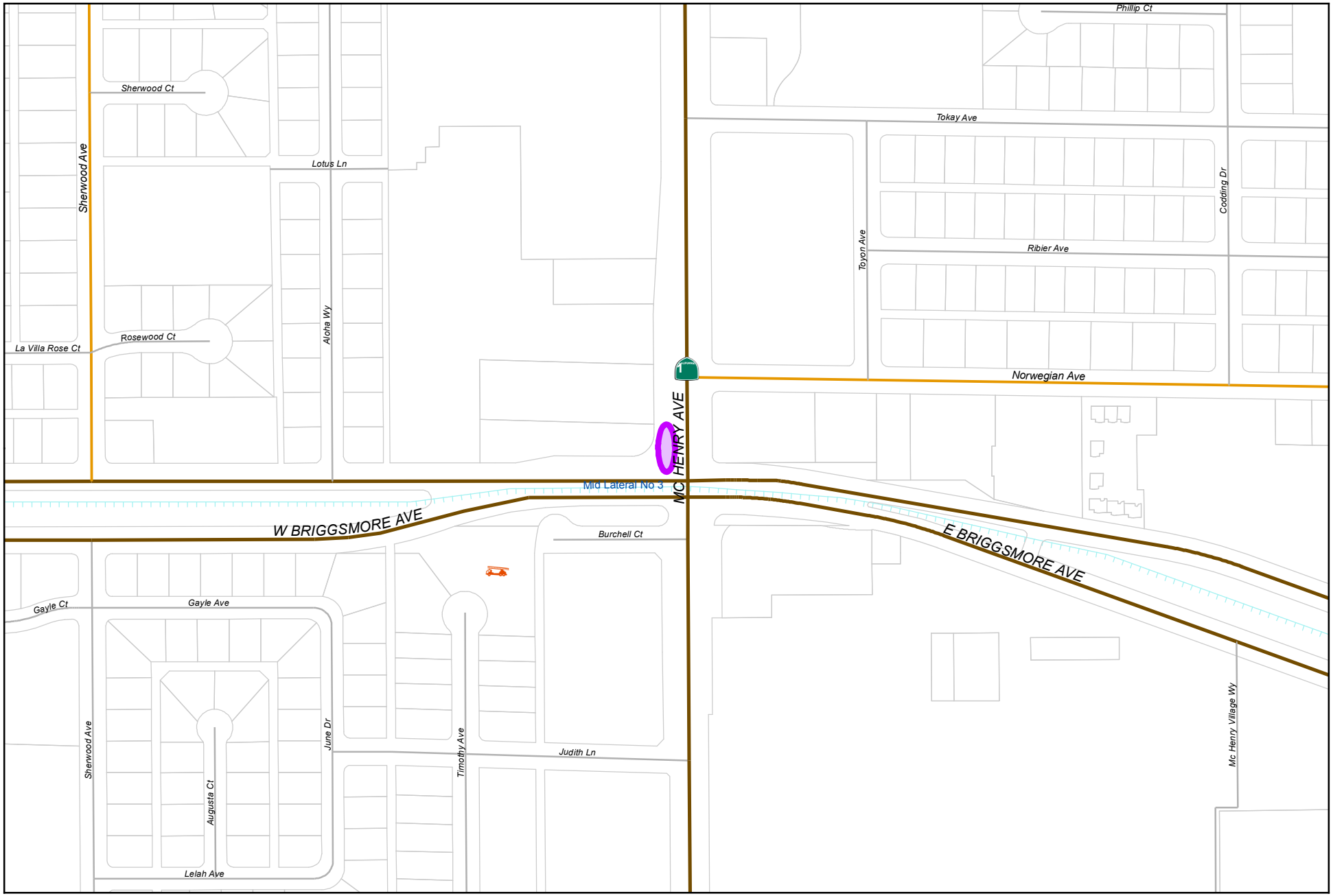

0 270 540
Feet

City of Modesto

Project #: 100632

CED - Right Turn Lane Southbound McHenry Ave to Westbound Briggsmore Ave

MODESTO CALIFORNIA

CED - Right Turn Lane Southbound McHenry Ave to Westbound Briggsmore Ave-FHWA-CalTrans-CML-5059(186)-2011-20.205 HWY Planning and Con

100632

Capital Unsponsored

Cost Center:	14999	*Category:*	Traffic Circulation	*Start Date:*	
Hosting Fund:	Streets Capital Facility Fee Fund-3410	*Type Class:*	Intersection Upgrade	*End Date:*	
Element Listing:	Comm Dev	*Area:*	Within City	*Status:*	Active
Classification:	Improvements	*Manager:*	Sandhu, Sandeep	*Const. Code:*	New or Future

Proj Desc: This project provides funding to widen and install right turn lane at southbound McHenry Avenue to westbound Briggsmore Avenue. The work to be done includes curb, gutter, sidewalk, traffic signal modifications and paving to add right-turn lane.

Additional Project Status: Additional funds will be required prior to start of construction.

Proj Stat: Project construction drawing & specifications 95% complete. Caltrans Encroachment permit received. Dry Utility relocation complete. Anticipate construction 2020.

Revenues	Budget	Actuals+Commit	Available	Prop. Inc./Dec. for 20-21	Bud + Prop. Incr/Decr	Avail.+ Prop. Incr/Decr	21-22	22-23	23-24	24-25	Total Budgeted up to 2025
42110 Intergov - State - CA Department of Transportation	1,887,592	429,780	1,457,812	0	1,887,592	1,457,812	0	0	0	0	1,887,592
43240 CS - CD - Capital Facility Fees	194,300	0	194,300	0	194,300	194,300	0	0	0	0	194,300
Revenue Totals:	2,081,892	429,780	1,652,112	0	2,081,892	1,652,112	0	0	0	0	2,081,892

Expenditures	Budget	Actual+Commit	Available	Prop. Inc./Dec. for 20-21	Budget+Prop. Inc./Dec.	Avail.+Prop. Inc./Dec.	21-22	22-23	23-24	24-25	Total Budgeted up to 2025
CA Construction Admin	333,172	797	332,375	0	333,172	332,375	0	0	0	0	333,172
CON Construction	1,958,975	0	1,958,975	0	1,958,975	1,958,975	0	0	0	0	1,958,975
CTGY-CIP Contingency - CIP	203,380	0	203,380	0	203,380	203,380	0	0	0	0	203,380
EDA Eng/Design/Admin	213,000	181,909	31,091	0	213,000	31,091	0	0	0	0	213,000
LA Land Acquistion	240,605	240,605	0	0	240,605	0	0	0	0	0	240,605
UE Utility and EIR	32,760	19,388	13,372	0	32,760	13,372	0	0	0	0	32,760
Expenditure Totals:	2,981,892	442,698	2,539,194	0	2,981,892	2,539,194	0	0	0	0	2,981,892

Fund Balance Required	Budget+Prop. Inc./Dec.	Available+Prop. Inc./Dec.
Streets Capital Facility Fee Fund-3410	900,000	887,082

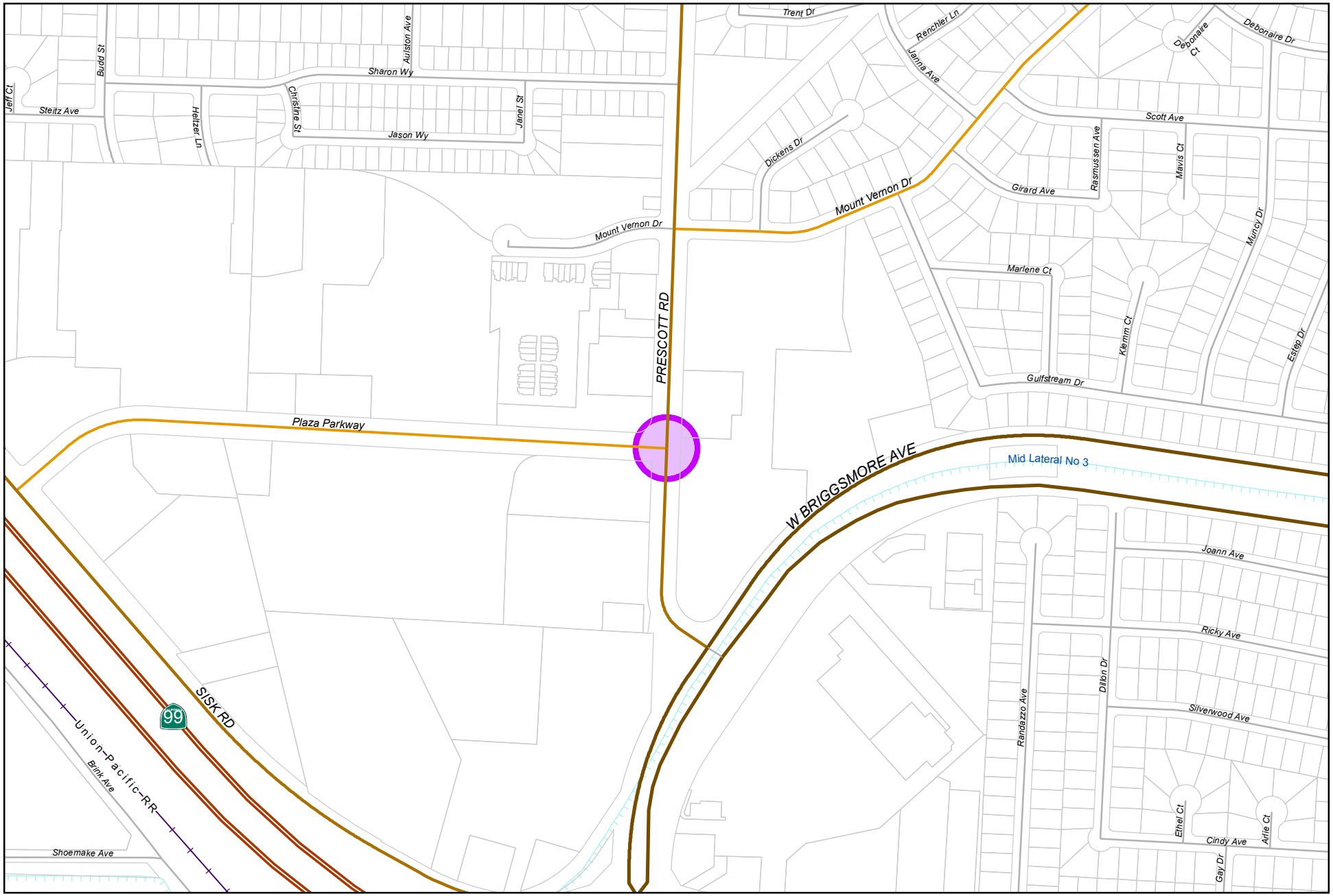

0 387.5 775
Feet

City of Modesto

Project #: 100633

CED - Right Turn Lane at Prescott and Plaza Parkway

MODESTO CALIFORNIA

CED - Right Turn Lane at Prescott and Plaza Parkway-FHWA-CalTrans-CML-5059(187)-2011-20.205 HWY Planning and Con

100633

Capital Unsponsored

Cost Center:	14999	*Category:*	Traffic Circulation	*Start Date:*	
Hosting Fund:	Capital Grants - Streets CIP Projects-3160	*Type Class:*	Intersection Upgrade	*End Date:*	
Element Listing:	Comm Dev	*Area:*	Within City	*Status:*	Active
Classification:	Improvements	*Manager:*	Sandhu, Sandeep	*Const. Code:*	Construction Completed

Proj Desc: Widen and install right turn lane at southbound Prescott Road to westbound Plaza Parkway. The work to be done include curb, gutter, sidewalk, traffic signal modification and paving to add right-turn lane.

Proj Stat: Project constructed. Accepted by council 09.24.19. Warranty period ends 09.24.20.

Revenues	Budget	Actuals+Commit	Available	Prop. Inc./Dec. for 20-21	Bud + Prop. Incr/Decr	Avail.+ Prop. Incr/Decr	21-22	22-23	23-24	24-25	Total Budgeted up to 2025
42110 Intergov - State - CA Department of Transportation	1,000,000	916,049	83,951	0	1,000,000	83,951	0	0	0	0	1,000,000
61700 Transfer In from Fund 1700	106,130	48,615	57,515	0	106,130	57,515	0	0	0	0	106,130
61720 Transfer In from Fund 1720	0	0	0	0	0	0	0	0	0	0	0
61730 Transfer In from Fund 1730	4,200	4,200	0	0	4,200	0	0	0	0	0	4,200
Revenue Totals:	1,110,330	968,864	141,466	0	1,110,330	141,466	0	0	0	0	1,110,330

Expenditures	Budget	Actual+Commit	Available	Prop. Inc./Dec. for 20-21	Budget+Prop. Inc./Dec.	Avail.+Prop. Inc./Dec.	21-22	22-23	23-24	24-25	Total Budgeted up to 2025
CA Construction Admin	110,267	92,160	18,107	0	110,267	18,107	0	0	0	0	110,267
CCF City Construct Force	10,000	0	10,000	0	10,000	10,000	0	0	0	0	10,000
CON Construction	751,402	735,115	16,287	0	751,402	16,287	0	0	0	0	751,402
CTGY Contingency - CIP	73,512	35,144	38,369	0	73,512	38,369	0	0	0	0	73,512
EDA Eng/Design/Admin	124,200	121,312	2,888	0	124,200	2,888	0	0	0	0	124,200
UE Utility and EIR	40,949	40,859	90	0	40,949	90	0	0	0	0	40,949
Expenditure Totals:	1,110,330	1,024,589	85,741	0	1,110,330	85,741	0	0	0	0	1,110,330

Fund Balance Required	Budget+Prop. Inc./Dec.	Available+Prop. Inc./Dec.
Capital Grants - Streets CIP Projects-3160	0	-55,725

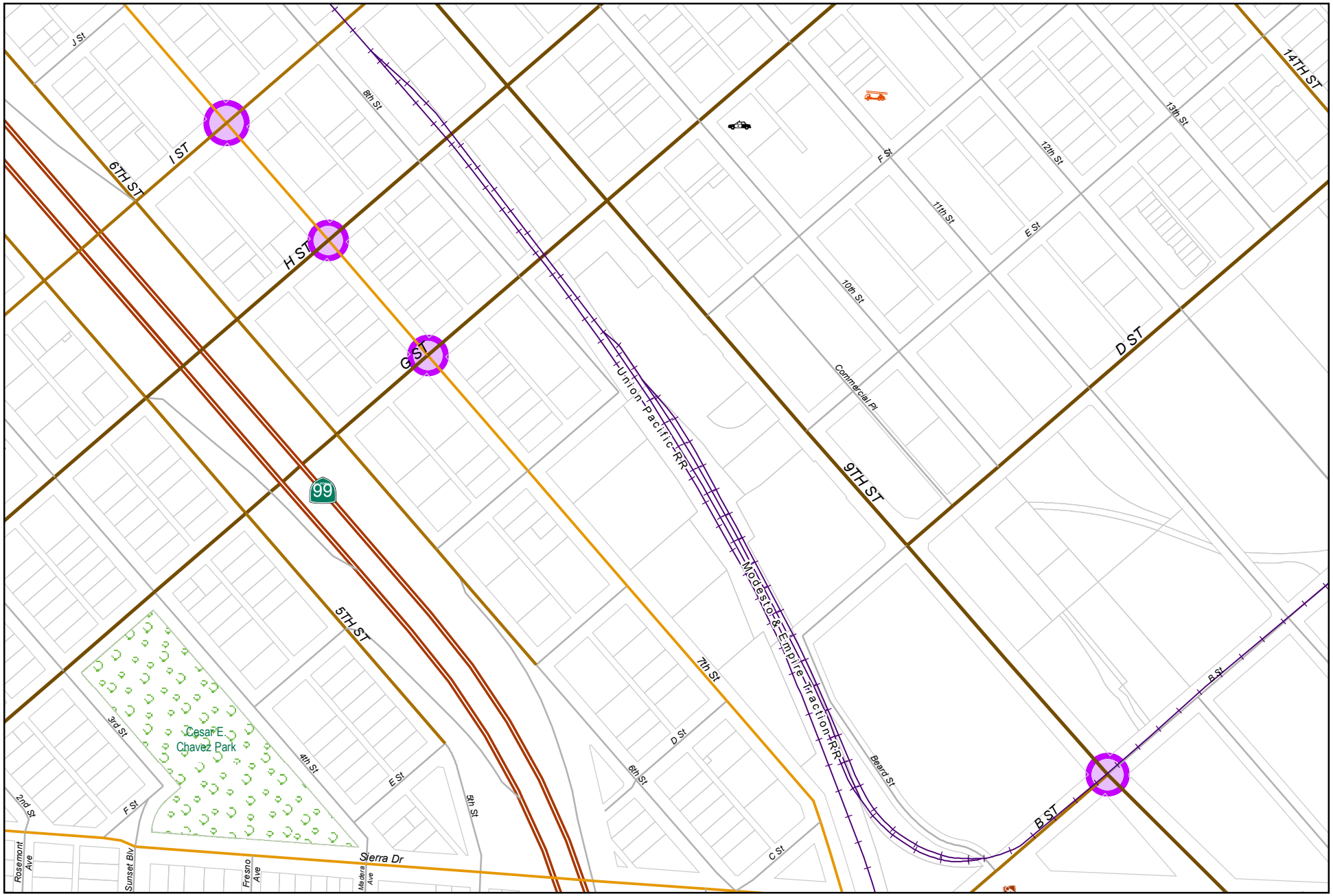

City of Modesto

Project #: 100634

PW - Upgrade Traffic Signals - 2013

0 387.5 775
Feet

MODESTO CALIFORNIA

CED - Upgrade Traffic Signals - 2013-FHWA-CalTrans-CML-5059(185)-2011-20.205 HWY Planning and Con

100634

Capital Unsponsored

Cost Center:	14999	*Category:*	Traffic Circulation	*Start Date:*	
Hosting Fund:	Capital Grants - Streets CIP Projects-3160	*Type Class:*	Traffic Signals	*End Date:*	
Element Listing:	Comm Dev	*Area:*	Within City	*Status:*	Active
Classification:	Improvements	*Manager:*	Sandhu, Sandeep	*Const. Code:*	Under Construction

Proj Desc: Upgrade traffic signals at 9th @ B, 7th @ G, 7th @ H and 7th @ I Streets. Make ADA compliant, install pedestrian push buttons, indications, and vehicle detector loops.

Proj Stat: Under construction.

Revenues	Budget	Actuals+Commit	Available	Prop. Inc./Dec. for 20-21	Bud + Prop. Incr/Decr	Avail.+ Prop. Incr/Decr	21-22	22-23	23-24	24-25	Total Budgeted up to 2025
42110 Intergov - State - CA Department of Transportation	864,851	69,918	794,933	0	864,851	794,933	0	0	0	0	864,851
61410 Transfer In from Fund 1410	175,000	0	175,000	0	175,000	175,000	0	0	0	0	175,000
Revenue Totals:	1,039,851	69,918	969,933	0	1,039,851	969,933	0	0	0	0	1,039,851

Expenditures	Budget	Actual+Commit	Available	Prop. Inc./Dec. for 20-21	Budget+Prop. Inc./Dec.	Avail.+Prop. Inc./Dec.	21-22	22-23	23-24	24-25	Total Budgeted up to 2025
CA Construction Admin	124,024	34,451	89,573	0	124,024	89,573	0	0	0	0	124,024
CON Construction	751,661	736,450	15,211	0	751,661	15,211	0	0	0	0	751,661
CTGY-CIP Contingency - CIP	75,166	0	75,166	0	75,166	75,166	0	0	0	0	75,166
EDA Eng/Design/Admin	89,000	79,979	9,021	0	89,000	9,021	0	0	0	0	89,000
Expenditure Totals:	1,039,851	850,880	188,971	0	1,039,851	188,971	0	0	0	0	1,039,851

Fund Balance Required	Budget+Prop. Inc./Dec.	Available+Prop. Inc./Dec.
Capital Grants - Streets CIP Projects-3160	0	-780,962

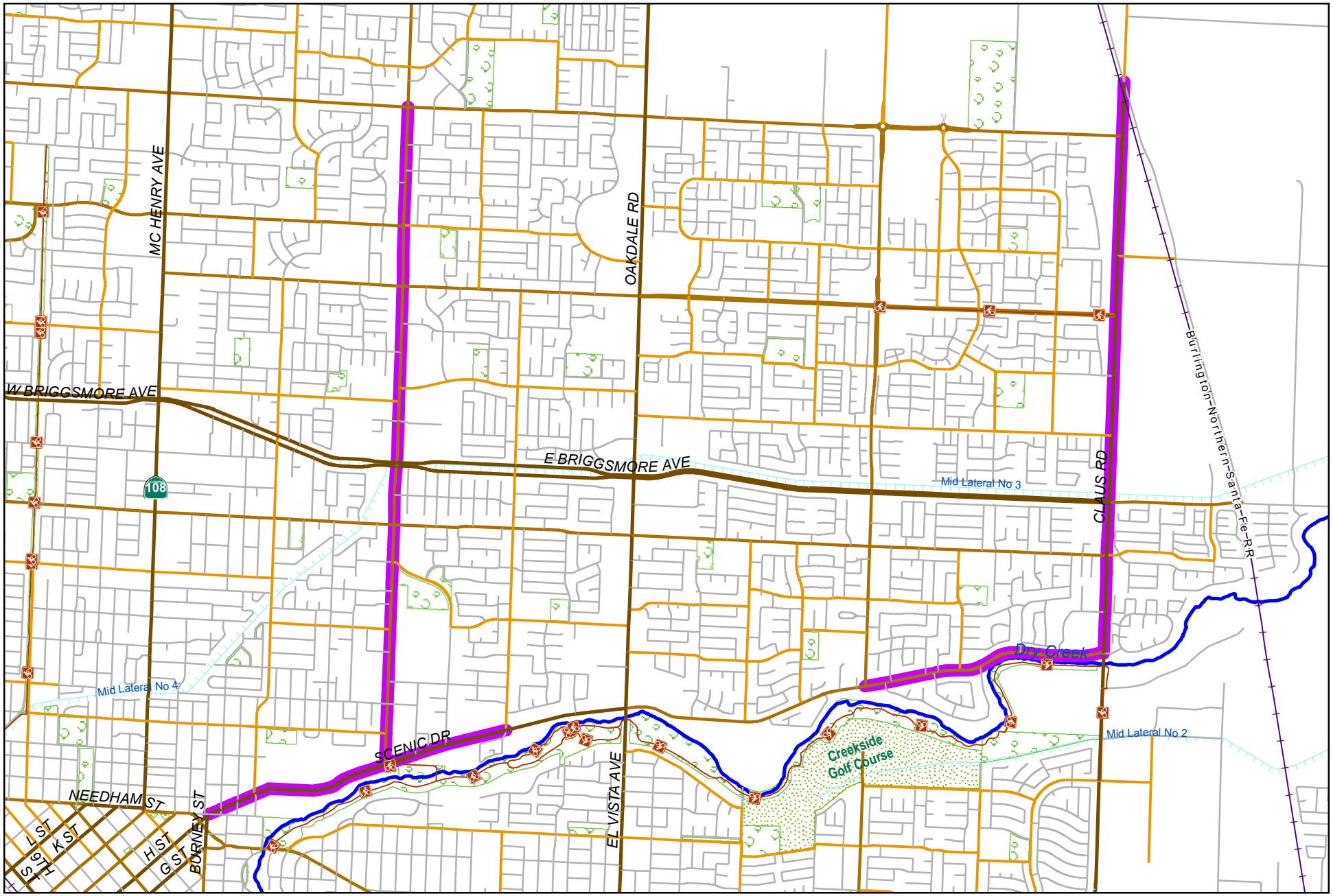

0 2,650 5,300
Feet

City of Modesto

Project #: 100708

CED - 2015 Pavement Rehab

MODESTO CALIFORNIA

CED - 2015 Pavement Rehab-FHWA-CalTrans-STPL-5059(195)-2012-20.205 HWY Planning and Con

100708

Capital Unsponsored

Cost Center:	14999	*Category:*	Traffic Circulation	*Start Date:*	
Hosting Fund:	Capital Grants - Streets CIP Projects-3160	*Type Class:*	Major Street Improvements	*End Date:*	
Element Listing:	Comm Svcs & Fac	*Area:*	Within City	*Status:*	Active
Classification:	Improvements	*Manager:*	Soares, Phillip	*Const. Code:*	Under Construction

Proj Desc: This is a federally-funded pavement rehabilitation project utilizing federal RSTP funds. The project improvements include pavement rehabilitation and a new bike path along Claus Road from Scenic to Merle. Toll credits will be used in place of match money for both the design and construction phases. Federal Project Number is STPL-5059(195).

Proj Stat: Construction completed. Anticipate Council acceptance 2020.

Revenues	Budget	Actuals+Commit	Available	Prop. Inc./Dec. for 20-21	Bud + Prop. Incr/Decr	Avail.+ Prop. Incr/Decr	21-22	22-23	23-24	24-25	Total Budgeted up to 2025
42110 Intergov - State - CA Department of Transportation	2,143,750	1,941,849	201,901	0	2,143,750	201,901	0	0	0	0	2,143,750
Revenue Totals:	2,143,750	1,941,849	201,901	0	2,143,750	201,901	0	0	0	0	2,143,750

Expenditures	Budget	Actual+Commit	Available	Prop. Inc./Dec. for 20-21	Budget+Prop. Inc./Dec.	Avail.+Prop. Inc./Dec.	21-22	22-23	23-24	24-25	Total Budgeted up to 2025
CA Construction Admin	129,332	107,670	21,662	0	129,332	21,662	0	0	0	0	129,332
CON Construction	1,610,086	1,588,636	21,450	0	1,610,086	21,450	0	0	0	0	1,610,086
CTGY-CIP Contingency - CIP	129,332	99,589	29,743	0	129,332	29,743	0	0	0	0	129,332
EDA Eng/Design/Admin	275,000	275,564	-564	0	275,000	-564	0	0	0	0	275,000
Expenditure Totals:	2,143,750	2,071,460	72,290	0	2,143,750	72,290	0	0	0	0	2,143,750

Fund Balance Required	Budget+Prop. Inc./Dec.	Available+Prop. Inc./Dec.
Capital Grants - Streets CIP Projects-3160	0	-129,610

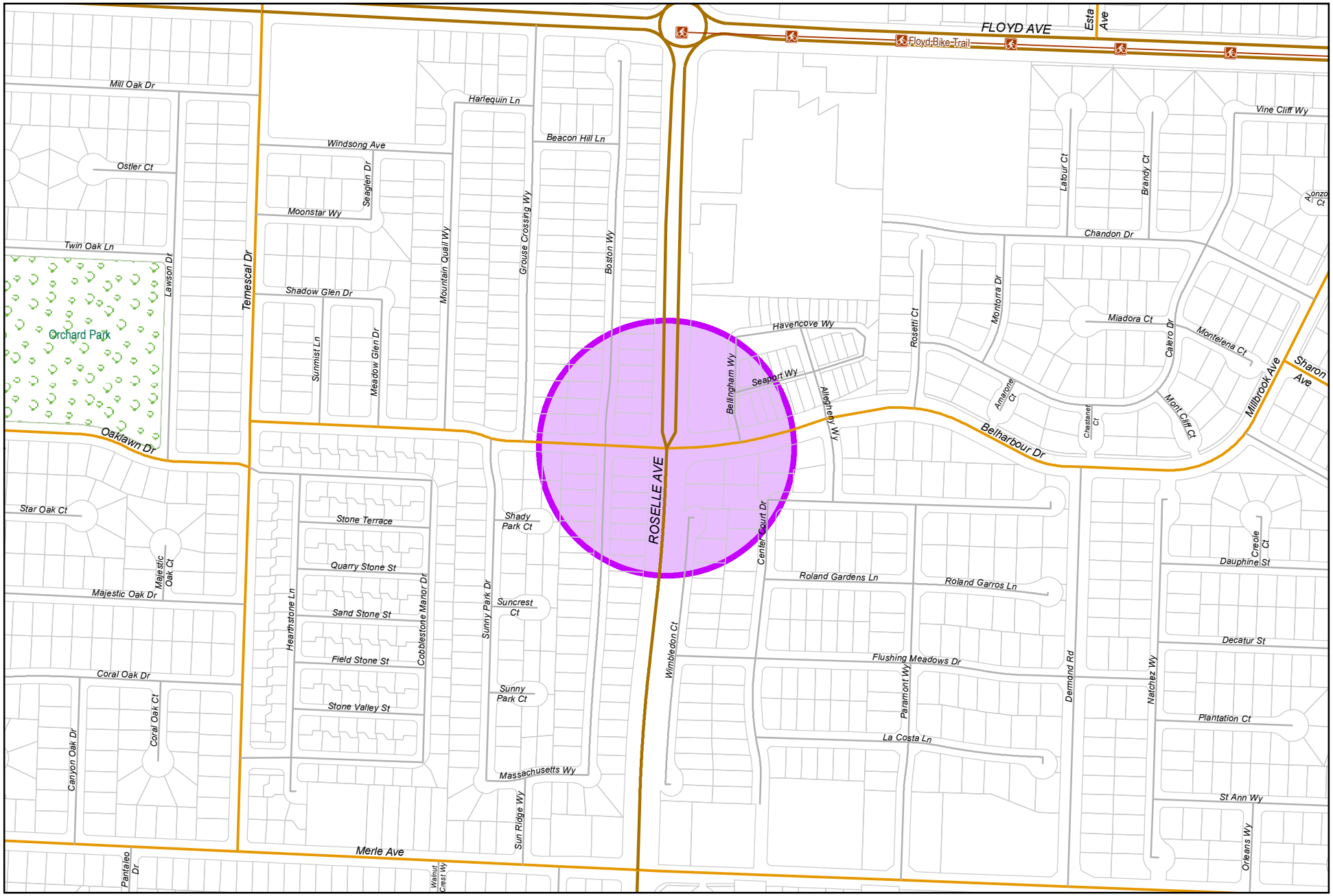

City of Modesto

Project #: 100719

PW - Traffic Signals 2013 (Ros/Bel) (CFD Village One # 2)

CED - Traffic Signals 2013 (Ros/Bel) (CFD Village One # 2)-FHWA-CalTrans-CML-5059(190)-2011-20.205 HWY Planning and Con (Suspended) 100719

Capital Unsponsored

Cost Center:	14999	*Category:*	Traffic Circulation	*Start Date:*	
Hosting Fund:	Village One #2 CFD Fund - CIP Projects-3291	*Type Class:*	Traffic Control Devices	*End Date:*	
Element Listing:	Comm Dev	*Area:*	Within City	*Status:*	Active
Classification:	Improvements	*Manager:*	Barnes, Jeffrey L	*Const. Code:*	New or Future

Proj Desc: This project will design and construct a traffic signal at the Roselle and Belharbour intersection to improve pedestrian crossing safety as well as Belharbour motorists access and safety when they cross or enter Roselle Avenue traffic. This intersection is well used by school pedestrians and it meets the school pedestrian traffic signal warrant.

Proj Stat: Project complete, waiting for final approval

Revenues	Budget	Actuals+Commit	Available	Prop. Inc./Dec. for 20-21	Bud + Prop. Incr/Decr	Avail.+ Prop. Incr/Decr	21-22	22-23	23-24	24-25	Total Budgeted up to 2025
42110 Intergov - State - CA Department of Transportation	240,061	339,340	-99,279	0	240,061	-99,279	0	0	0	0	240,061
61410 Transfer In from Fund 1410	38,371	38,783	-412	0	38,371	-412	0	0	0	0	38,371
Revenue Totals:	278,432	378,123	-99,691	0	278,432	-99,691	0	0	0	0	2,422,182

Expenditures	Budget	Actual+Commit	Available	Prop. Inc./Dec. for 20-21	Budget+Prop. Inc./Dec.	Avail.+Prop. Inc./Dec.	21-22	22-23	23-24	24-25	Total Budgeted up to 2025
CA Construction Admin	38,432	25,435	12,997	0	38,432	12,997	0	0	0	0	38,432
CON Construction	296,548	296,548	0	0	296,548	0	0	0	0	0	296,548
CTGY-CIP Contingency - CIP	23,580	17,746	5,834	0	23,580	5,834	0	0	0	0	23,580
EDA Eng/Design/Admin	45,144	45,030	114	0	45,144	114	0	0	0	0	45,144
Expenditure Totals:	403,704	384,759	18,945	0	403,704	18,945	0	0	0	0	403,704

Fund Balance Required	Budget+Prop. Inc./Dec.	Available+Prop. Inc./Dec.
Village One #2 CFD Fund - CIP Projects-3291	125,272	118,636

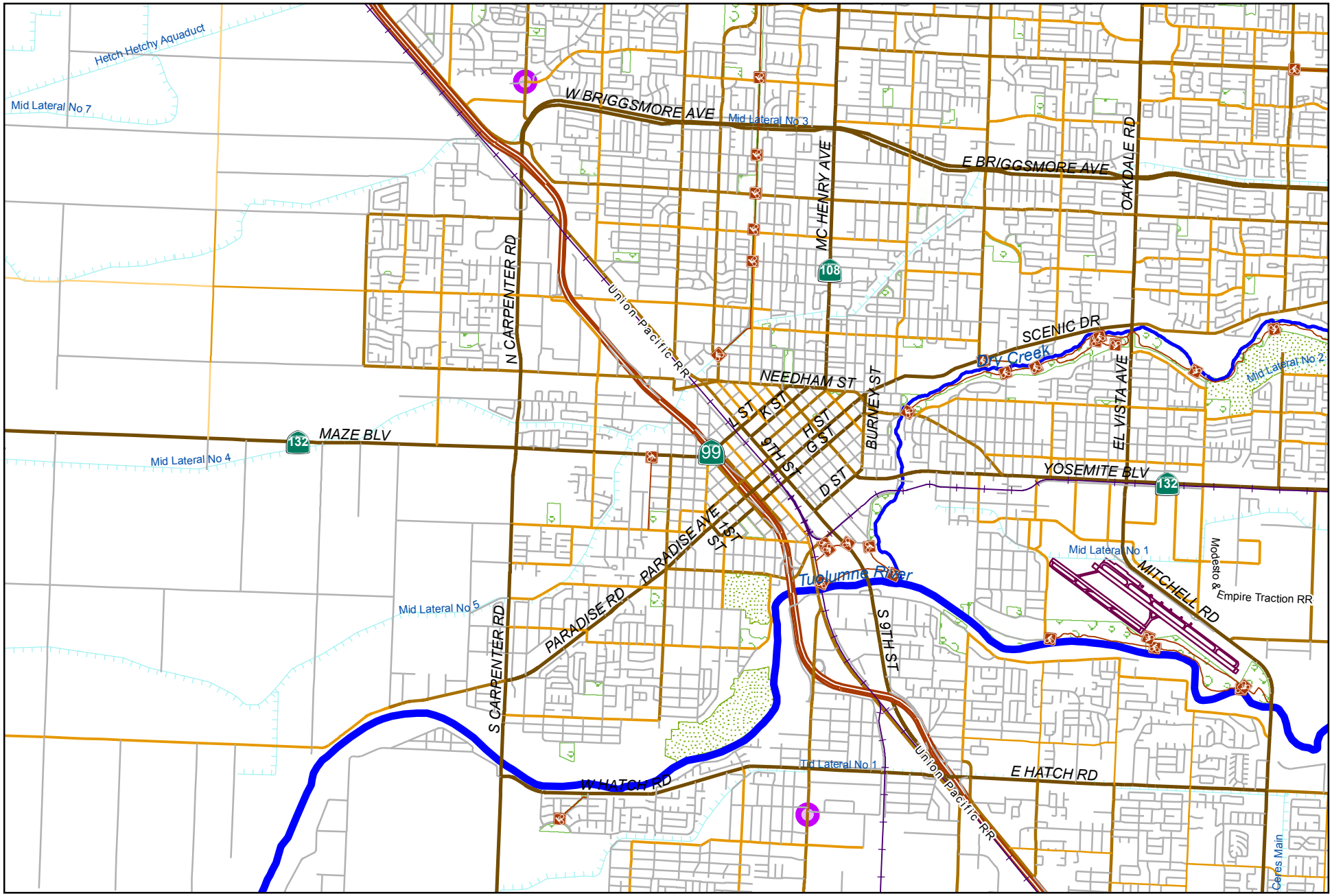

City of Modesto

Project #: 100720

PW - Traffic Sgnls 13 (Pres/Mt.Vrn) (Surface Transp Fund)

0 4,200 8,400
Feet

N

MODESTO CALIFORNIA

CED - Traffic Sgnls 13 (Pres/Mt.Vrn) (Surface Transp Fund)--FHWA-CalTrans-CML-5059(190)-2011-20.205 HWY Planning and Con (Suspended) 100720

Capital Unsponsored

Cost Center:	14999	*Category:*	Traffic Circulation	*Start Date:*	
Hosting Fund:	Capital Grants - Streets CIP Projects-3160	*Type Class:*	Traffic Control Devices	*End Date:*	
Element Listing:	Comm Dev	*Area:*	Within City	*Status:*	Active
Classification:	Improvements	*Manager:*	Barnes, Jeffrey L	*Const. Code:*	New or Future

Proj Desc: This project provides 100% CMAQ Grant Funding to design traffic signals for Prescott at Mt. Vernon and Floyd at Millbrook.

Funding (in the CIP Database) was transferred from project 100719 to this project on 1/14/2013.

Proj Stat: Construction complete, waiting for final approval.

Revenues	Budget	Actuals+Commit	Available	Prop. Inc./Dec. for 20-21	Bud + Prop. Incr/Decr	Avail.+ Prop. Incr/Decr	21-22	22-23	23-24	24-25	Total Budgeted up to 2025
42110 Intergov - State - CA Department of Transportation	608,237	473,198	135,039	0	608,237	135,039	0	0	0	0	608,237
61410 Transfer In from Fund 1410	121,629	15,967	105,662	0	121,629	105,662	0	0	0	0	121,629
61700 Transfer In from Fund 1700	50,430	50,430	0	0	50,430	0	0	0	0	0	50,430
Revenue Totals:	780,296	539,595	240,701	0	780,296	240,701	0	0	0	0	780,296

Expenditures	Budget	Actual+Commit	Available	Prop. Inc./Dec. for 20-21	Budget+Prop. Inc./Dec.	Avail.+Prop. Inc./Dec.	21-22	22-23	23-24	24-25	Total Budgeted up to 2025
CA Construction Admin	75,468	21,678	53,790	0	75,468	53,790	0	0	0	0	75,468
CON Construction	593,243	583,283	9,960	0	593,243	9,960	0	0	0	0	593,243
CTGY-CIP Contingency - CIP	46,585	42,594	3,991	0	46,585	3,991	0	0	0	0	46,585
EDA Eng/Design/Admin	65,000	61,166	3,834	0	65,000	3,834	0	0	0	0	65,000
Expenditure Totals:	780,296	708,721	71,575	0	780,296	71,575	0	0	0	0	780,296

Fund Balance Required	Budget+Prop. Inc./Dec.	Available+Prop. Inc./Dec.
Capital Grants - Streets CIP Projects-3160	0	-169,126

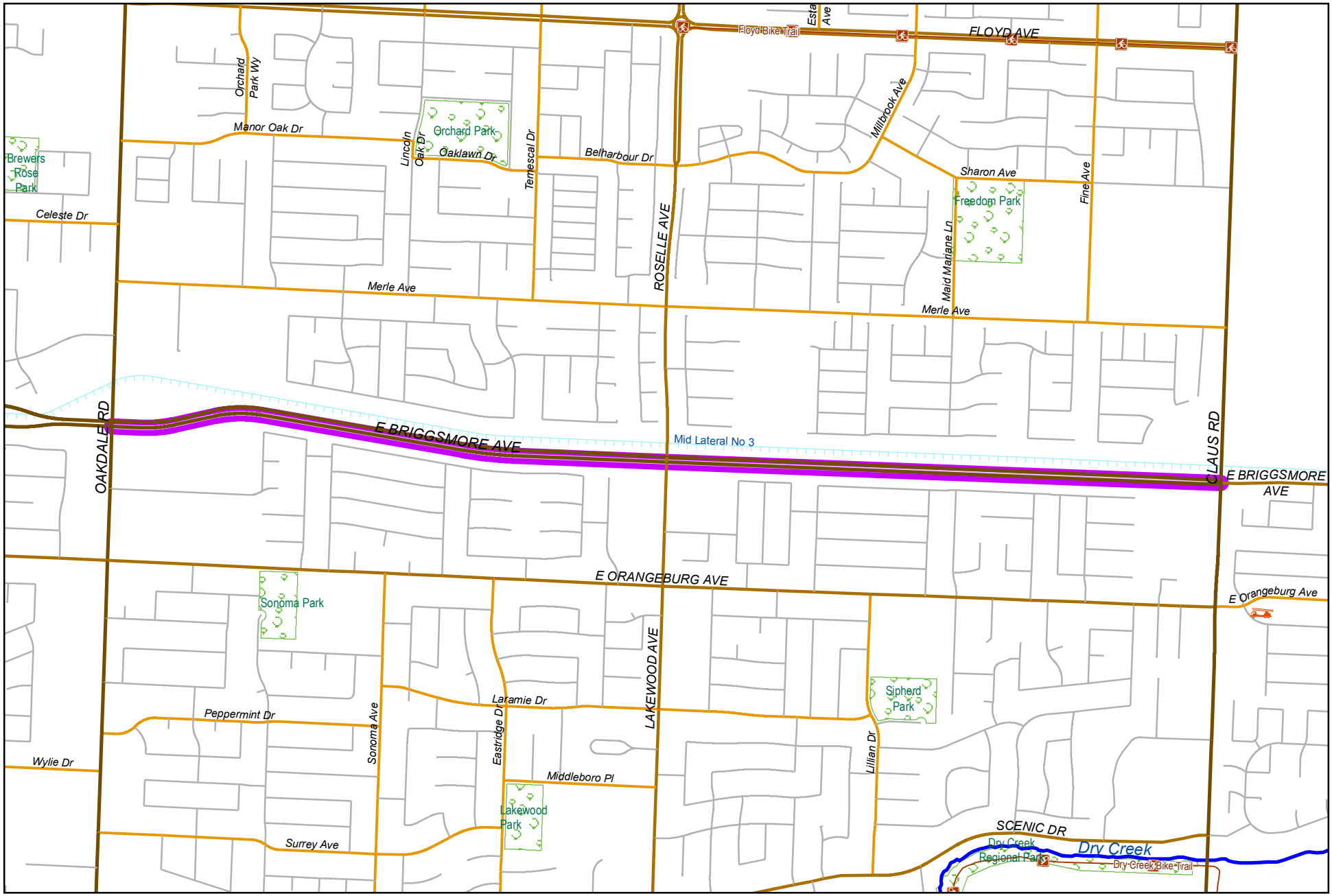

City of Modesto

Project #: 100721

PW - Expand ATMS/CCTV Briggs

0 1,150 2,300
Feet

CED - Expand ATMS/CCTV Briggs-FHWA-CalTrans-CML-5059(191)-2011-20.205 HWY Planning and Con

100721

Capital Unsponsored

Cost Center:	14999	*Category:*	Traffic Circulation	*Start Date:*	
Hosting Fund:	Capital Grants - Streets CIP Projects-3160	*Type Class:*	Traffic Control Devices	*End Date:*	
Element Listing:	Comm Dev	*Area:*	Within City	*Status:*	Active
Classification:	Improvements	*Manager:*	Murphy, Mark G	*Const. Code:*	New or Future

Proj Desc: Install conduit with fiber optic cable on Briggsmore Avenue from Oakdale Road to Claus Road.

Proj Stat: Construction complete, waiting for final approval.

Revenues	Budget	Actuals+Commit	Available	Prop. Inc./Dec. for 20-21	Bud + Prop. Incr/Decr	Avail.+ Prop. Incr/Decr	21-22	22-23	23-24	24-25	Total Budgeted up to 2025
42110 Intergov - State - CA Department of Transportation	400,000	367,376	32,624	0	400,000	32,624	0	0	0	0	400,000
61700 Transfer In from Fund 1700	29,361	24,361	5,000	0	29,361	5,000	0	0	0	0	29,361
Revenue Totals:	429,361	391,737	37,624	0	429,361	37,624	0	0	0	0	429,361

Expenditures	Budget	Actual+Commit	Available	Prop. Inc./Dec. for 20-21	Budget+Prop. Inc./Dec.	Avail.+Prop. Inc./Dec.	21-22	22-23	23-24	24-25	Total Budgeted up to 2025
CA Construction Admin	39,078	39,313	-235	0	39,078	-235	0	0	0	0	39,078
CON Construction	280,783	280,756	27	0	280,783	27	0	0	0	0	280,783
CTGY Contingency - CIP	40,580	40,580	0	0	40,580	0	0	0	0	0	40,580
EDA Eng/Design/Admin	68,920	67,830	1,090	0	68,920	1,090	0	0	0	0	68,920
Expenditure Totals:	429,361	428,478	883	0	429,361	883	0	0	0	0	429,361

Fund Balance Required	Budget+Prop. Inc./Dec.	Available+Prop. Inc./Dec.
Capital Grants - Streets CIP Projects-3160	0	-36,741

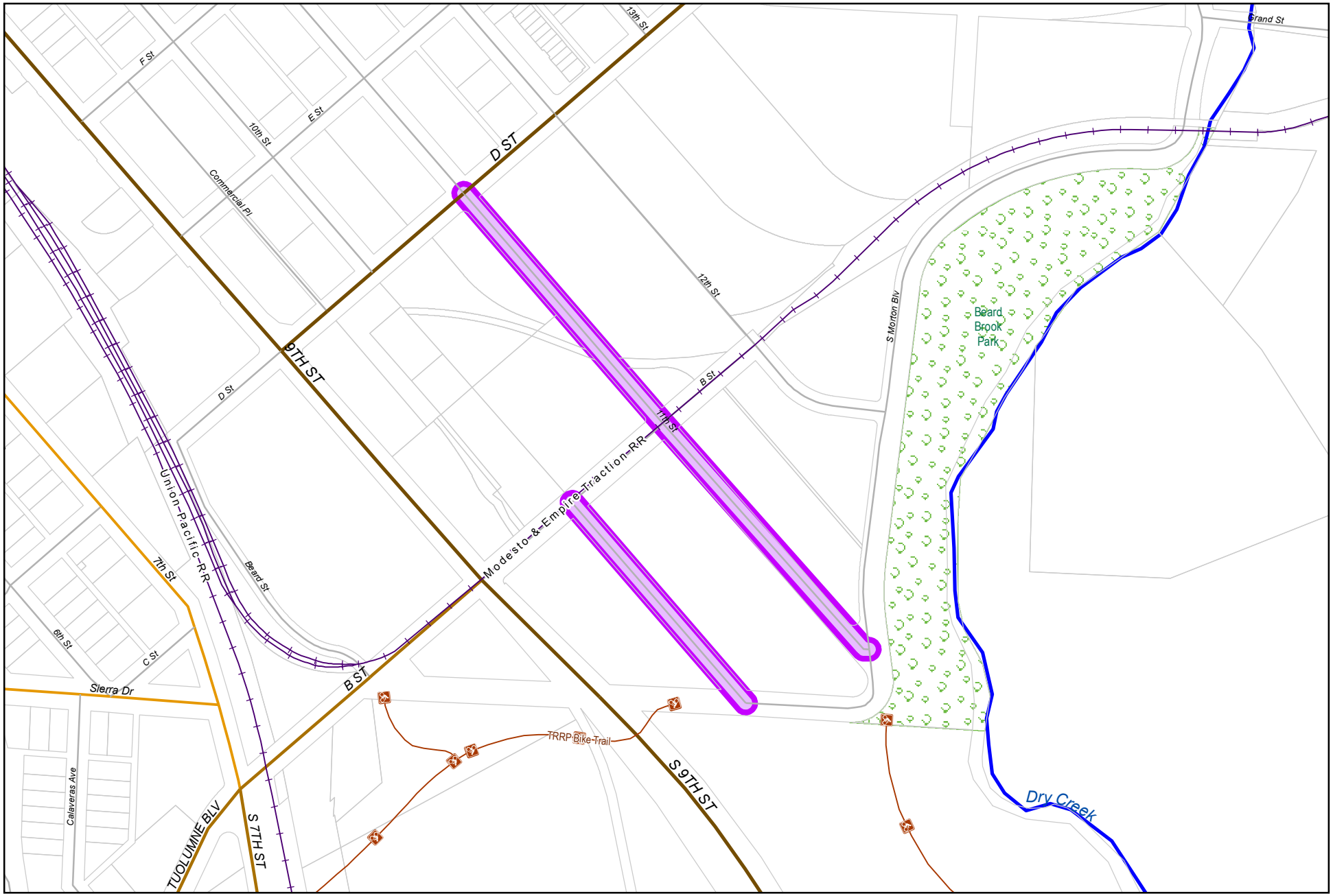

City of Modesto

Project #: 100725

CED - Reconfiguration of 10th and 11th Streets between D St. and S. Morton Blvd.

0 387.5 775
Feet

MODESTO CALIFORNIA

CED - Reconfiguration of 10th and 11th Streets between D St. and S. Morton Blvd. 100725

Capital Unsponsored

Cost Center:	14999	*Category:*	Traffic Circulation	*Start Date:*	
Hosting Fund:	Economic Development/Strategic Plan Fund-1800	*Type Class:*	Street Sidewalk Projects	*End Date:*	
Element Listing:	Comm Dev	*Area:*	Within City	*Status:*	Active
Classification:	Improvements	*Manager:*	Sandhu, Balhar	*Const. Code:*	New or Future

Proj Desc: PW - Reconfiguration of 10th and 11th Street between D St. and S. Morton Blvd.

Proj Stat:
This project is currently in progress. Ongoing coordination and discussion between COM & Stanislaus Foods. Submittal to Caltrans expected 2016.

Revenues	Budget	Actuals+Commit	Available	Prop. Inc./Dec. for 20-21	Bud + Prop. Incr/Decr	Avail.+ Prop. Incr/Decr	21-22	22-23	23-24	24-25	Total Budgeted up to 2025
43258 CS - CD - Time and Materials Fees	76,000	76,000	0	0	76,000	0	0	0	0	0	76,000
Revenue Totals:	76,000	76,000	0	0	76,000	0	0	0	0	0	76,000

Expenditures	Budget	Actual+Commit	Available	Prop. Inc./Dec. for 20-21	Budget+Prop. Inc./Dec.	Avail.+Prop. Inc./Dec.	21-22	22-23	23-24	24-25	Total Budgeted up to 2025
EDA Eng/Design/Admin	63,000	69,236	-6,236	0	63,000	-6,236	0	0	0	0	63,000
LA Land Acquistion	13,000	6,468	6,532	0	13,000	6,532	0	0	0	0	13,000
Expenditure Totals:	76,000	75,704	296	0	76,000	296	0	0	0	0	76,000

Fund Balance Required	Budget+Prop. Inc./Dec.	Available+Prop. Inc./Dec.
Economic Development/Strategic Plan Fund-1800	0	296

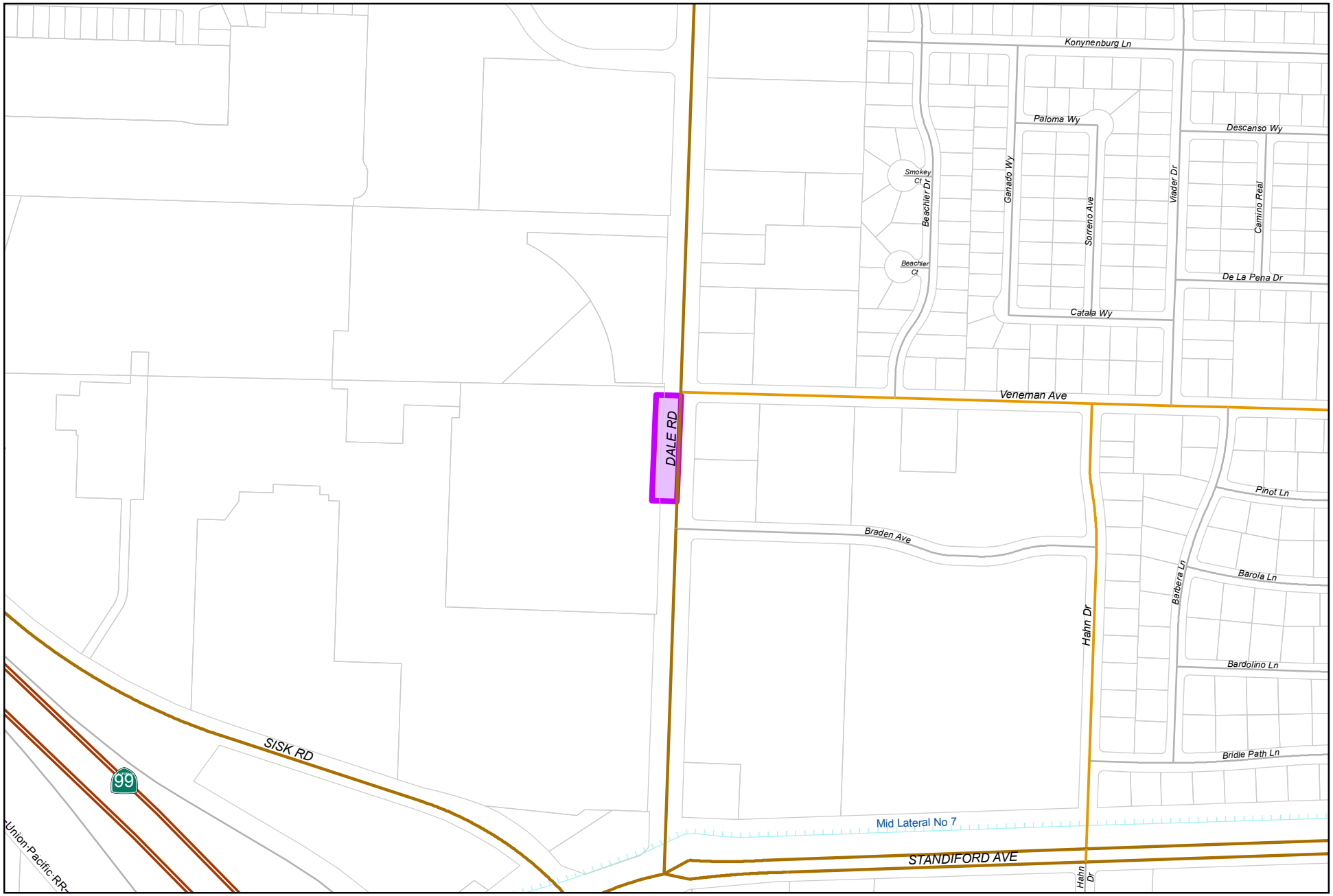

City of Modesto

Project #: 100727

CED - Bus Turnout SB Dale Rd, South of Veneman - CML 5059 (197)

0 387.5 775
Feet

N

MODESTO CALIFORNIA

CED - Bus Turnout SB Dale Rd, South of Veneman-FHWA-CalTrans-CML 5059 (197)-2012-20.205 HWY Planning and Con

100727

Capital Unsponsored

Cost Center:	14999	*Category:*	Traffic Circulation	*Start Date:*	
Hosting Fund:	Capital Grants - Streets CIP Projects-3160	*Type Class:*	Low Cost Traffic Improvements	*End Date:*	
Element Listing:	Comm Dev	*Area:*	Within City	*Status:*	Active
Classification:	Improvements	*Manager:*	Sandhu, Sandeep	*Const. Code:*	Construction Completed

Proj Desc: PW - Bus Turnout SB Dale Rd, South of Veneman -CML 5059 (197)

Proj Stat: Construction complete. Anticipate Council acceptance of improvements 2020.

Revenues	Budget	Actuals+Commit	Available	Prop. Inc./Dec. for 20-21	Bud + Prop. Incr/Decr	Avail.+ Prop. Incr/Decr	21-22	22-23	23-24	24-25	Total Budgeted up to 2025
42013 Intergov - Federal - Federal Transit Administration	0	0	0	0	0	0	0	0	0	0	0
42110 Intergov - State - CA Department of Transportation	520,397	396,748	123,649	0	520,397	123,649	0	0	0	0	520,397
61510 Transfer In from Fund 1510	11,140	11,140	0	0	11,140	0	0	0	0	0	11,140
61720 Transfer In from Fund 1720	2,050	2,050	0	0	2,050	0	0	0	0	0	2,050
64510 Transfer In from Fund 4510	378,503	200,316	178,187	0	378,503	178,187	0	0	0	0	378,503
Revenue Totals:	912,090	610,254	301,836	0	912,090	301,836	0	0	0	0	988,090

Expenditures	Budget	Actual+Commit	Available	Prop. Inc./Dec. for 20-21	Budget+Prop. Inc./Dec.	Avail.+Prop. Inc./Dec.	21-22	22-23	23-24	24-25	Total Budgeted up to 2025
CA Construction Admin	73,104	60,699	12,405	0	73,104	12,405	0	0	0	0	73,104
CON Construction	496,000	309,311	186,689	0	496,000	186,689	0	0	0	0	496,000
CTGY-CIP Contingency - CIP	49,600	18,752	30,848	0	49,600	30,848	0	0	0	0	49,600
EDA Eng/Design/Admin	117,296	119,927	-2,631	0	117,296	-2,631	0	0	0	0	117,296
LA Land Acquistion	161,090	152,481	8,609	0	161,090	8,609	0	0	0	0	161,090
UE Utility and EIR	15,000	21,642	-6,642	0	15,000	-6,642	0	0	0	0	15,000
Expenditure Totals:	912,090	682,812	229,278	0	912,090	229,278	0	0	0	0	912,090

Fund Balance Required	Budget+Prop. Inc./Dec.	Available+Prop. Inc./Dec.
Capital Grants - Streets CIP Projects-3160	0	-72,558

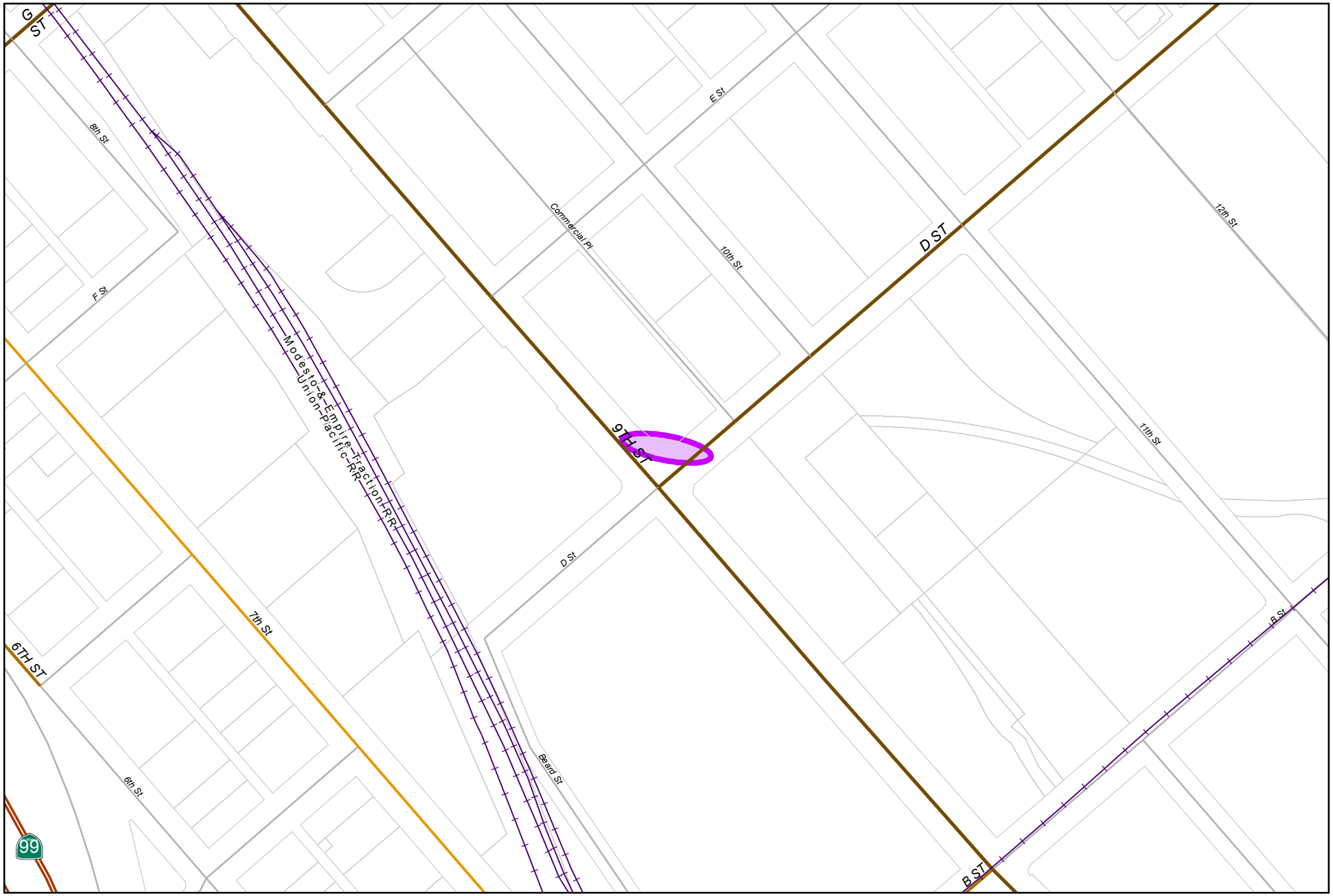

0 230 460
Feet

City of Modesto

Project #: 100728

CED - Right Turn Lane W B D Street @ NB 9th Street - CML 5059(198)

MODESTO CALIFORNIA

CED - Right Turn Lane W B D Street @ NB 9th Street - FHWA-CalTrans-CML 5059(198)-2012-20.205 HWY Planning and Con

100728

Capital Unsponsored

Cost Center: 14999
Hosting Fund: Capital Grants - Streets CIP Projects-3160
Element Listing: Comm Dev
Classification: Improvements

Category: Traffic Circulation
Type Class: Low Cost Traffic Improvements
Area: Within City
Manager: Sandhu, Sandeep

Start Date:
End Date:
Status: Active
Const. Code: Under Construction

Proj Desc: Right Turn Lane WB D Street @ NB 9th Street - CML 5059 (198)

Proj Stat: Under construction. Anticipate completion Spring 2020.

Revenues	Budget	Actuals+Commit	Available	Prop. Inc./Dec. for 20-21	Bud + Prop. Incr/Decr	Avail.+ Prop. Incr/Decr	21-22	22-23	23-24	24-25	Total Budgeted up to 2025
42013 Intergov - Federal - Federal Transit Administration	115,000	0	115,000	0	115,000	115,000	0	0	0	0	115,000
42110 Intergov - State - CA Department of Transportation	1,199,936	239,589	960,347	0	1,199,936	960,347	0	0	0	0	1,199,936
Revenue Totals:	1,314,936	239,589	1,075,347	0	1,314,936	1,075,347	0	0	0	0	1,314,936

Expenditures	Budget	Actual+Commit	Available	Prop. Inc./Dec. for 20-21	Budget+Prop. Inc./Dec.	Avail.+Prop. Inc./Dec.	21-22	22-23	23-24	24-25	Total Budgeted up to 2025
CA Construction Admin	129,276	78,491	50,785	0	129,276	50,785	0	0	0	0	129,276
CON Construction	861,843	859,300	2,543	0	861,843	2,543	0	0	0	0	861,843
CTGY-CIP Contingency - CIP	86,184	1,600	84,584	0	86,184	84,584	0	0	0	0	86,184
EDA Eng/Design/Admin	222,633	224,629	-1,996	0	222,633	-1,996	0	0	0	0	222,633
SUP Con Supp Work	0	0	0	0	0	0	0	0	0	0	0
UE Utility Relocation	15,000	13,187	1,813	0	15,000	1,813	0	0	0	0	15,000
Expenditure Totals:	1,314,936	1,177,208	137,728	0	1,314,936	137,728	0	0	0	0	1,314,936

Fund Balance Required	Budget+Prop. Inc./Dec.	Available+Prop. Inc./Dec.
Capital Grants - Streets CIP Projects-3160	0	-937,619

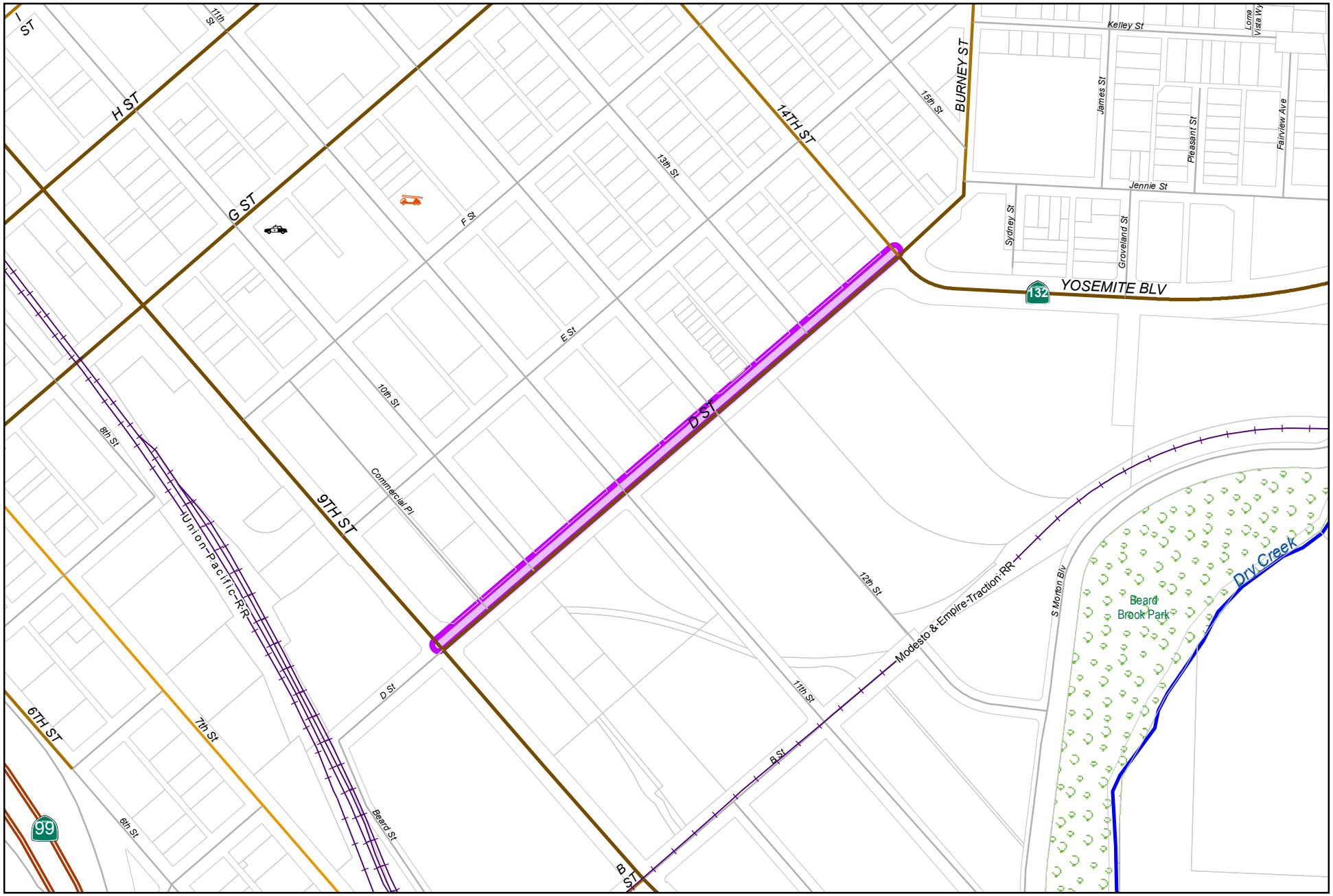

City of Modesto

Project #: 100729

CED - W B D Street to NB 9th Street (SR 132) - CML 5059 (199) (Suspended)

0 387.5 775
Feet

N

MODESTO CALIFORNIA

CED - W B D Street to NB 9th Street (SR 132) - (Suspended) - FHWA-CalTrans-CML-5059(199)-2012-20.205 HWY Planning and Con

100729

Capital Unsponsored

Cost Center: 14999
Hosting Fund: Capital Grants - Streets CIP Projects-3160
Element Listing: Comm Dev
Classification: Improvements

Category: Traffic Circulation
Type Class: Low Cost Traffic Improvements
Area: Within City
Manager: Sandhu, Sandeep

Start Date:
End Date:
Status: Active
Const. Code: To be Closed

Proj Desc: 14th & D Street Improvements - CML 5059 (199)

Proj Stat: No construction.

Revenues	Budget	Actuals+Commit	Available	Prop. Inc./Dec. for 20-21	Bud + Prop. Incr/Decr	Avail.+ Prop. Incr/Decr	21-22	22-23	23-24	24-25	Total Budgeted up to 2025
42110 Intergov - State - CA Department of Transportation	348,831	209,229	139,602	0	348,831	139,602	0	0	0	0	348,831
Revenue Totals:	348,831	209,229	139,602	0	348,831	139,602	0	0	0	0	348,831

Expenditures	Budget	Actual+Commit	Available	Prop. Inc./Dec. for 20-21	Budget+Prop. Inc./Dec.	Avail.+Prop. Inc./Dec.	21-22	22-23	23-24	24-25	Total Budgeted up to 2025
EDA Eng/Design/Admin	348,831	312,043	36,788	0	348,831	36,788	0	0	0	0	348,831
Expenditure Totals:	348,831	312,043	36,788	0	348,831	36,788	0	0	0	0	348,831

Fund Balance Required	Budget+Prop. Inc./Dec.	Available+Prop. Inc./Dec.
Capital Grants - Streets CIP Projects-3160	0	-102,814

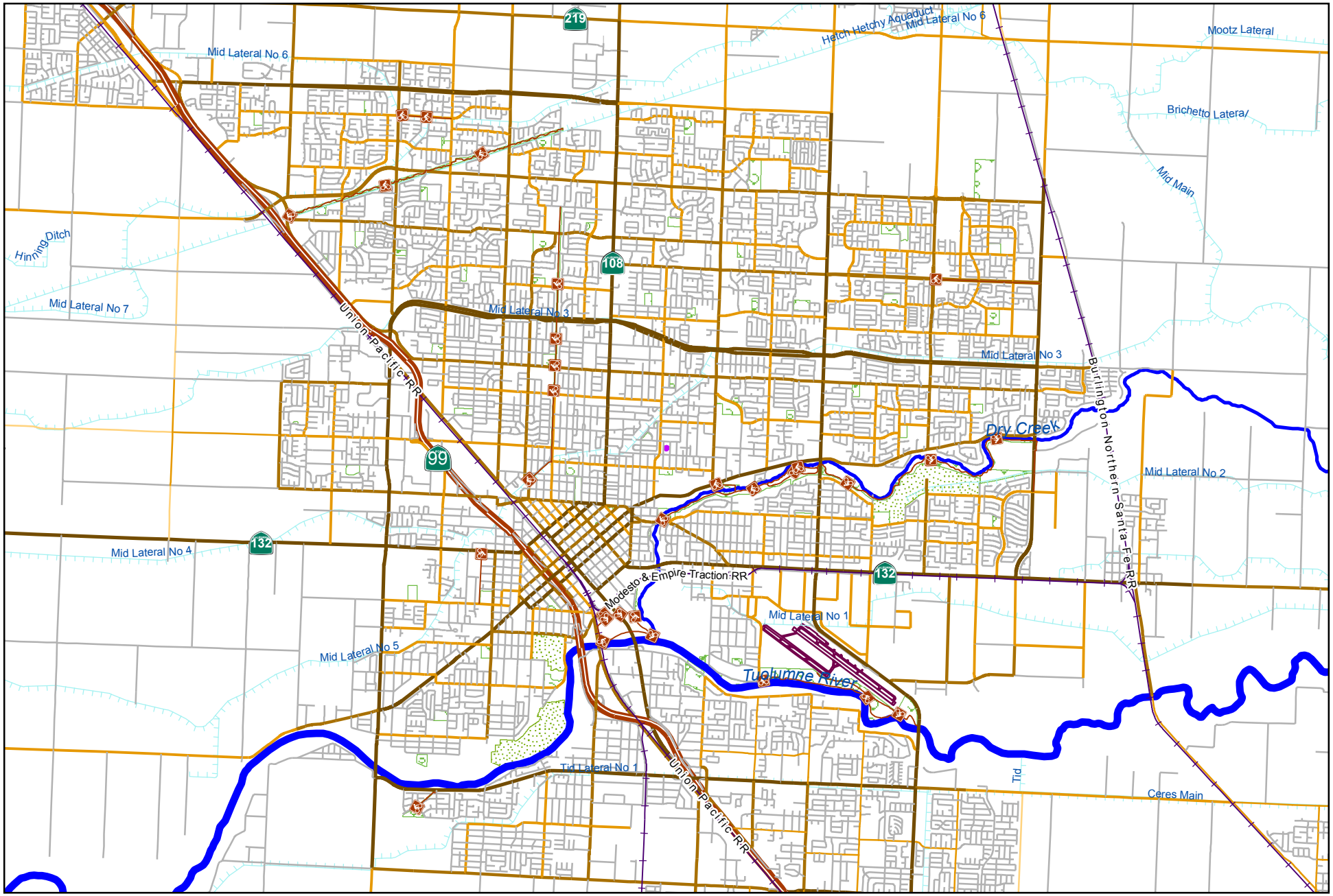

0 5,500 11,000
Feet

City of Modesto

Project #: 100762

PW - Synchronize Traffic Signals Outside Downtown

MODESTO CALIFORNIA

CED - Synchronize Traffic Signals Outside Downtown-FHWA-CalTrans-CML-5059(200)-2013-20.205 HWY Planning and Con

100762

Capital Unsponsored

Cost Center:	14999	*Category:*	Traffic Circulation	*Start Date:*	
Hosting Fund:	Capital Grants - Streets CIP Projects-3160	*Type Class:*	Traffic Signal Coordination	*End Date:*	
Element Listing:	Comm Dev	*Area:*	Within City	*Status:*	Active
Classification:	Improvements	*Manager:*	Murphy, Mark G	*Const. Code:*	New or Future

Proj Desc: Project will retime downtown traffic signals to provide better coordination and traffic flow.

Proj Stat: Active - ongoing.

Revenues	Budget	Actuals+Commit	Available	Prop. Inc./Dec. for 20-21	Bud + Prop. Incr/Decr	Avail.+ Prop. Incr/Decr	21-22	22-23	23-24	24-25	Total Budgeted up to 2025
42110 Intergov - State - CA Department of Transportation	490,000	56,429	433,571	0	490,000	433,571	0	0	0	0	490,000
Revenue Totals:	490,000	56,429	433,571	0	490,000	433,571	0	0	0	0	490,000

Expenditures	Budget	Actual+Commit	Available	Prop. Inc./Dec. for 20-21	Budget+Prop. Inc./Dec.	Avail.+Prop. Inc./Dec.	21-22	22-23	23-24	24-25	Total Budgeted up to 2025
CC Consultant Charges	428,322	213,066	215,256	0	428,322	215,256	0	0	0	0	428,322
CCF City Construct Force	61,678	57,676	4,002	0	61,678	4,002	0	0	0	0	61,678
Expenditure Totals:	490,000	270,742	219,258	0	490,000	219,258	0	0	0	0	490,000

Fund Balance Required	Budget+Prop. Inc./Dec.	Available+Prop. Inc./Dec.
Capital Grants - Streets CIP Projects-3160	0	-214,313

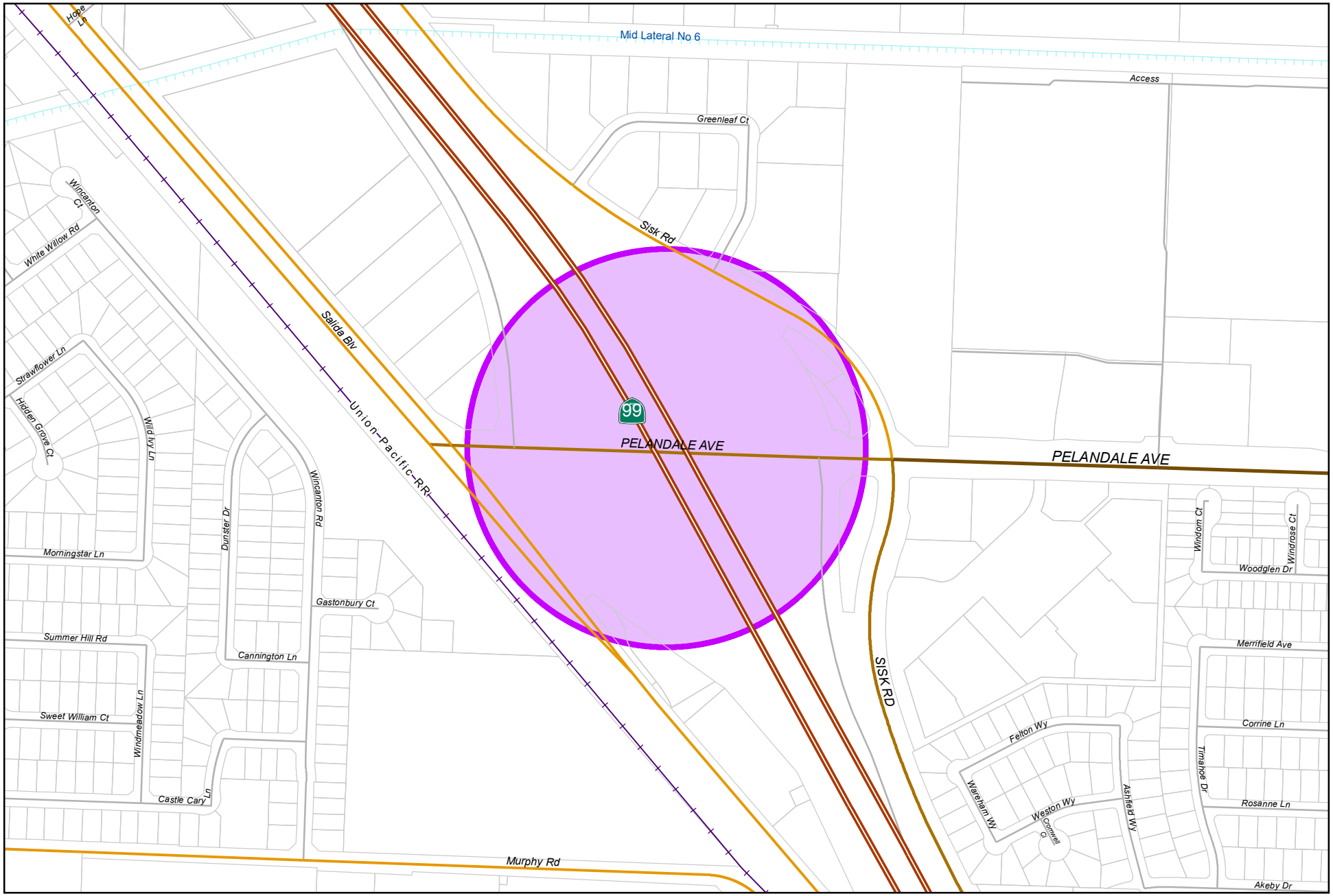

0 387.5 775
Feet

City of Modesto

Project #: 100786

PW - SR 99/Pelandale Project Const

MODESTO CALIFORNIA

CED - SR 99/Pelandale Project Const-FHWA-CalTrans-10-472101-2014-20.205 HWY Planning and Con (Suspended) 100786

Capital Unsponsored

Cost Center:	14999	*Category:*	Traffic Circulation	*Start Date:*	
Hosting Fund:	Capital Grants - Streets CIP Projects-3160	*Type Class:*	Intersection Upgrade	*End Date:*	
Element Listing:	Comm Dev	*Area:*	Within City	*Status:*	Active
Classification:	Improvements	*Manager:*	Sandhu, Balhar	*Const. Code:*	Under Construction

Proj Desc: Reconstruction of the Pelandale Avenue overcrossing, the State Route 99 on and off ramps in new alignments, in addition to the construction of the southbound auxiliary lane towards Standiford Ave interchange.

Proj Stat: Construction complete, staff is waiting on the record of survey to be completed to close out the project.

Revenues	Budget	Actuals+Commit	Available	Prop. Inc./Dec. for 20-21	Bud + Prop. Incr/Decr	Avail.+ Prop. Incr/Decr	21-22	22-23	23-24	24-25	Total Budgeted up to 2025
42193 Intergov - State - Prop 1B - PTMISEA	41,630,000	39,431,025	2,198,975	0	41,630,000	2,198,975	0	0	0	0	41,630,000
49001 Sales of Fixed Assets	0	0	0	0	0	0	0	0	0	0	0
63410 Transfer In from Fund 3410	13,167	13,167	0	0	13,167	0	0	0	0	0	13,167
Revenue Totals:	41,643,167	39,444,192	2,198,975	0	41,643,167	2,198,975	0	0	0	0	42,133,167

Expenditures	Budget	Actual+Commit	Available	Prop. Inc./Dec. for 20-21	Budget+Prop. Inc./Dec.	Avail.+Prop. Inc./Dec.	21-22	22-23	23-24	24-25	Total Budgeted up to 2025
CA Construction Admin	1,278,995	1,107,156	171,839	0	1,278,995	171,839	0	0	0	0	1,278,995
CC Consultant Charges	4,778,657	4,394,145	384,512	0	4,778,657	384,512	0	0	0	0	4,778,657
CON Construction	30,999,969	29,397,917	1,602,052	0	30,999,969	1,602,052	0	0	0	0	30,999,969
CTGY-CIP Contingency - CIP	2,800,671	2,525,568	275,103	0	2,800,671	275,103	0	0	0	0	2,800,671
SUP Con Supp Work	2,329,360	2,169,241	160,119	0	2,329,360	160,119	0	0	0	0	2,329,360
Expenditure Totals:	42,187,652	39,594,026	2,593,626	0	42,187,652	2,593,626	0	0	0	0	42,187,652

Fund Balance Required	Budget+Prop. Inc./Dec.	Available+Prop. Inc./Dec.
Capital Grants - Streets CIP Projects-3160	544,485	394,650

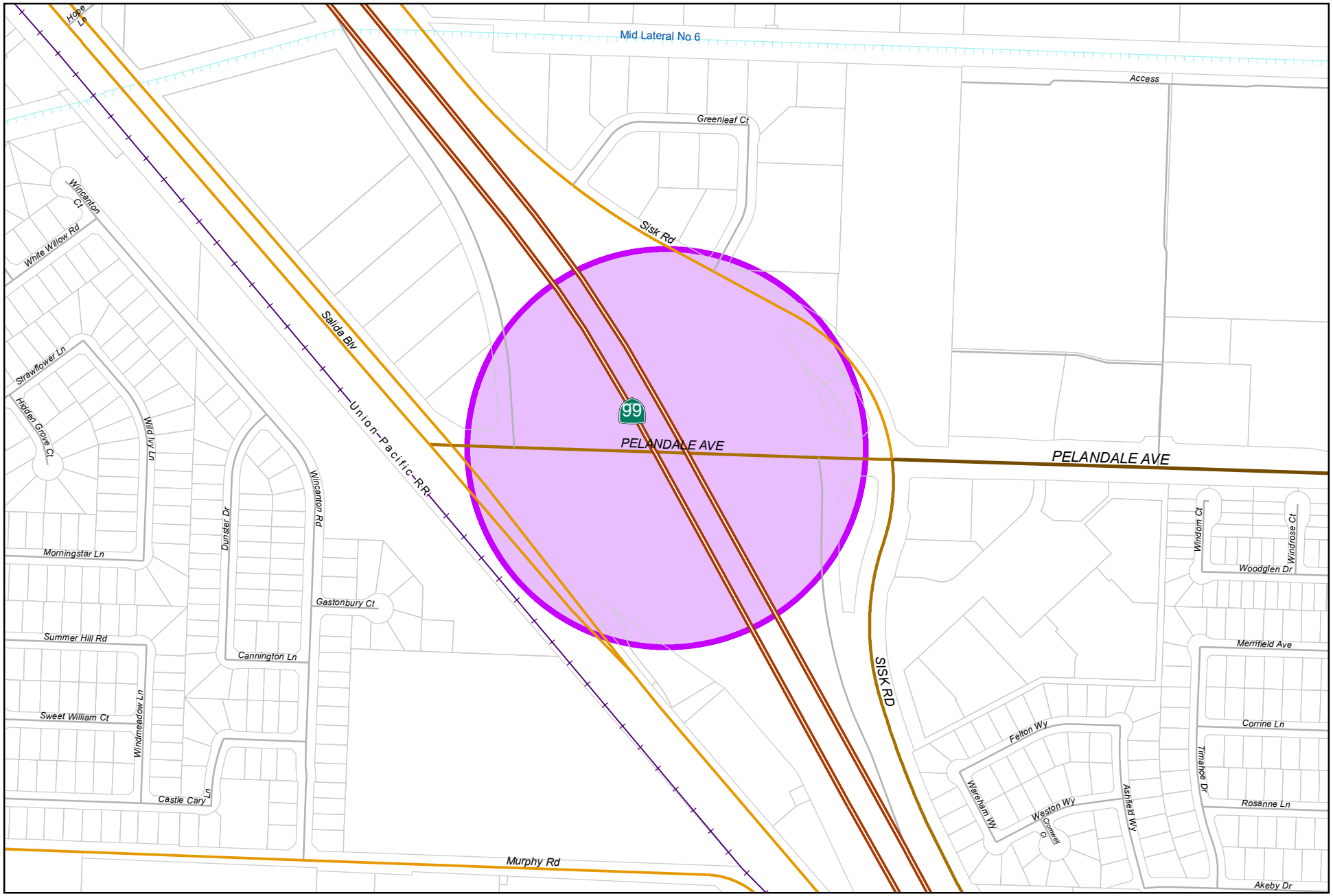

0 387.5 775
Feet

City of Modesto

Project #: 100787

PW- Pelandale I/C Monument Sign

MODESTO CALIFORNIA

CED - Pelandale I/C Monument Sign (Suspended) 100787

Capital Unsponsored

Cost Center:	14999	*Category:*	Traffic Circulation	*Start Date:*	
Hosting Fund:	Streets Capital Facility Fee Fund-3410	*Type Class:*	Intersection Upgrade	*End Date:*	
Element Listing:	Comm Dev	*Area:*	Within City	*Status:*	Active
Classification:	Improvements	*Manager:*	Sandhu, Balhar	*Const. Code:*	Under Construction

Proj Desc: This project proposes the reconstruction of SR99/Pelandale Interchange at a new alignment. This project also includes a new monument sign and enhanced landscaping.

Proj Stat: Construction is complete. Staff is waiting for Pelandale to close out as some adjustments are needed between proejcts.

Expenditures	Budget	Actual+Commit	Available	Prop. Inc./Dec. for 20-21	Budget+Prop. Inc./Dec.	Avail.+Prop. Inc./Dec.	21-22	22-23	23-24	24-25	Total Budgeted up to 2025
CA Construction Admin	71,121	71,121	0	0	71,121	0	0	0	0	0	71,121
CC Consultant Charges	10,000	8,882	1,118	0	10,000	1,118	0	0	0	0	10,000
CON Construction	303,531	179,903	123,628	0	303,531	123,628	0	0	0	0	303,531
Expenditure Totals:	384,652	259,905	124,747	0	384,652	124,747	0	0	0	0	384,652

Fund Balance Required	Budget+Prop. Inc./Dec.	Available+Prop. Inc./Dec.
Streets Capital Facility Fee Fund-3410	384,652	124,747

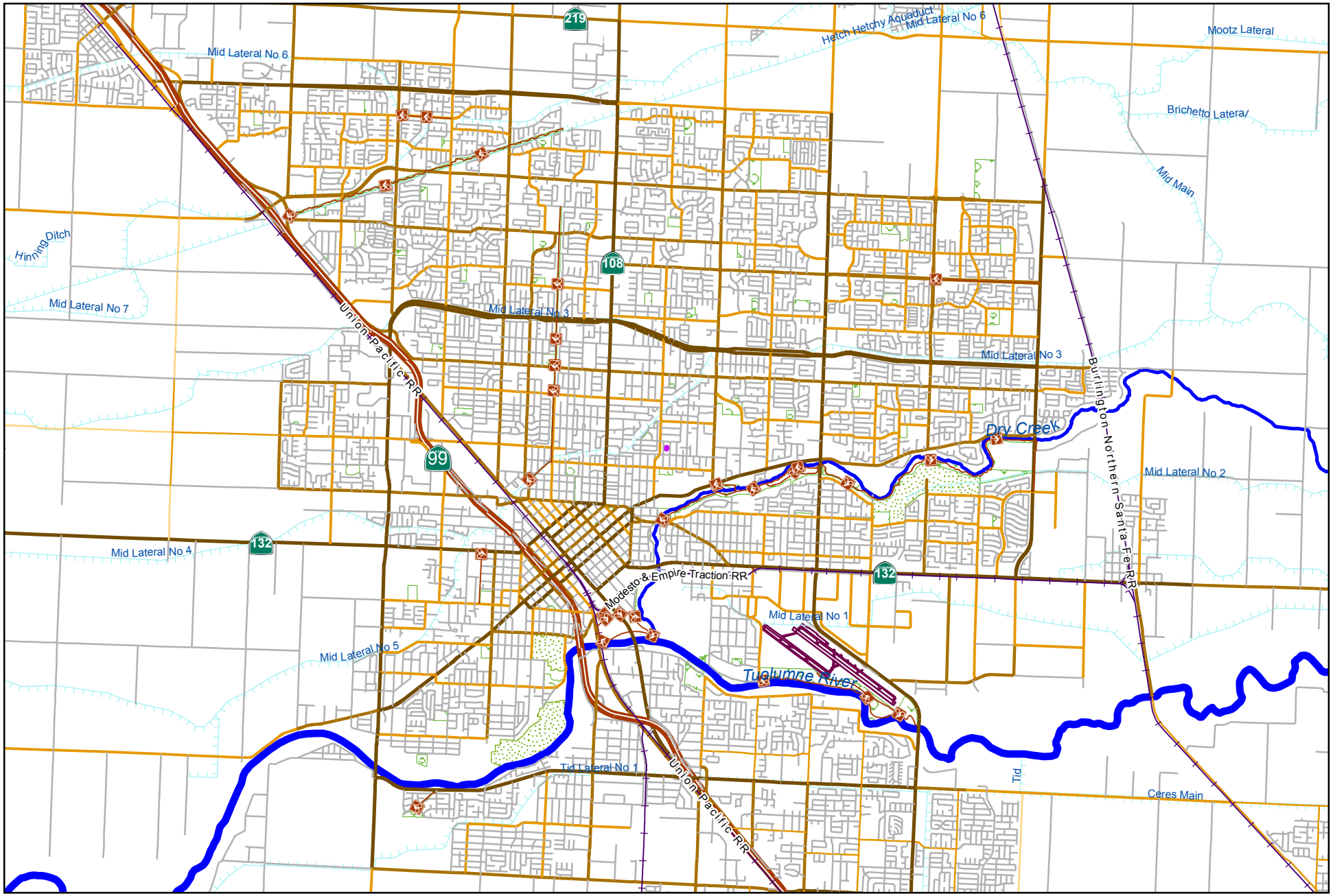

City of Modesto

Project #: 100806

CED - 2016 Pavement Rehabilitation Project

0 5,500 11,000
Feet

MODESTO CALIFORNIA

PW - 2016 Pavement Rehabilitation Project-FHWA-CalTrans-STPL-5059(205)-2014-20.205 HWY Planning and Con 100806

Capital Unsponsored

Cost Center:	14999	*Category:*	Traffic Circulation	*Start Date:*	
Hosting Fund:	Capital Grants - Streets CIP Projects-3160	*Type Class:*	Maintenance	*End Date:*	
Element Listing:	Comm Svcs & Fac	*Area:*	Within City	*Status:*	Active
Classification:	Maintenance	*Manager:*	Soares, Phillip	*Const. Code:*	New or Future

Proj Desc: This is a federally funded pavement rehabilitation project to resurface La Loma,Yosemite, James, Burney. The existing structural section will be analyzed to determine what treatment will be needed to improve the condition of the street. Curb ramps will be upgraded to meet current ADA standards and additional pedestrian safety features.

Federal project # stpl-5059(205).

Proj Stat: Design is 95% complete. Anticipate construction in 2020.

Revenues	Budget	Actuals+Commit	Available	Prop. Inc./Dec. for 20-21	Bud + Prop. Incr/Decr	Avail.+ Prop. Incr/Decr	21-22	22-23	23-24	24-25	Total Budgeted up to 2025
42090 Intergov - Federal - Miscellaneous	0	0	0	0	0	0	0	0	0	0	0
42110 Intergov - State - CA Department of Transportation	1,857,573	216,737	1,640,836	0	1,857,573	1,640,836	0	0	0	0	1,857,573
Revenue Totals:	1,857,573	216,737	1,640,836	0	1,857,573	1,640,836	0	0	0	0	1,857,573

Expenditures	Budget	Actual+Commit	Available	Prop. Inc./Dec. for 20-21	Budget+Prop. Inc./Dec.	Avail.+Prop. Inc./Dec.	21-22	22-23	23-24	24-25	Total Budgeted up to 2025
CA Construction Admin	237,674	1,311	236,363	0	237,674	236,363	0	0	0	0	237,674
CON Construction	1,188,370	0	1,188,370	0	1,188,370	1,188,370	0	0	0	0	1,188,370
CTGY-CIP Contingency - CIP	158,449	0	158,449	0	158,449	158,449	0	0	0	0	158,449
EDA Eng/Design/Admin	273,080	263,499	9,581	0	273,080	9,581	0	0	0	0	273,080
Expenditure Totals:	1,857,573	264,810	1,592,763	0	1,857,573	1,592,763	0	0	0	0	1,857,573

Fund Balance Required	Budget+Prop. Inc./Dec.	Available+Prop. Inc./Dec.
Capital Grants - Streets CIP Projects-3160	0	-48,074

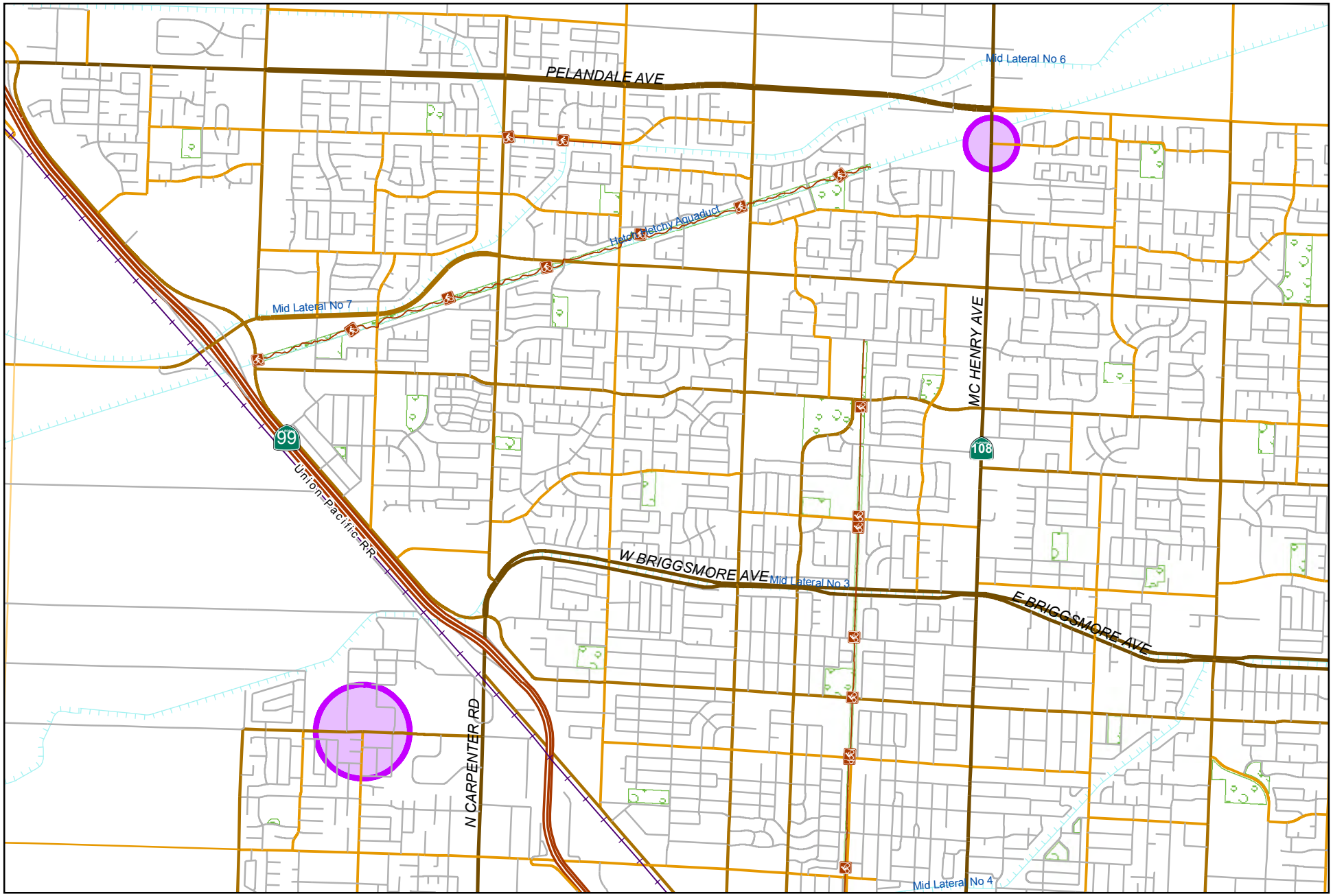

0 2,650 5,300
Feet

City of Modesto

Project #: 100870

CED - New Traffic Signals - McHenry/Grecian & Blue Gum/Rosemore

MODESTO CALIFORNIA

PW - New Traffic Signals - McHenry/Grecian & Blue Gum/Rosemore-FHWA-CalTrans-CML-5059(207)-2014-20.205 HWY Planning and Con (Suspended) 100870

Capital Unsponsored

Cost Center:	59999	*Category:*	Traffic Circulation	*Start Date:*	2014
Hosting Fund:	Capital Grants - Streets CIP Projects-3160	*Type Class:*	Other Street Projects	*End Date:*	2020
Element Listing:	Comm Svcs & Fac	*Area:*	Within City	*Status:*	Active
Classification:	Improvements	*Manager:*	Sandhu, Sandeep	*Const. Code:*	To be Closed

Proj Desc: CED - New Traffic Signals 2015 - McHenry/Grecian

This project will construct new traffic signal at McHenry Ave/Grecian Ave. This project will improve traffic flow by allowing continuous flow reducing air pollution, congestion, and traffic delays.

Proj Stat: Construction complete. Warranty period expires February 2020.

Revenues	Budget	Actuals+Commit	Available	Prop. Inc./Dec. for 20-21	Bud + Prop. Incr/Decr	Avail.+ Prop. Incr/Decr	21-22	22-23	23-24	24-25	Total Budgeted up to 2025
42110 Intergov - State - CA Department of Transportation	618,450	493,321	125,129	0	618,450	125,129	0	0	0	0	618,450
Revenue Totals:	618,450	493,321	125,129	0	618,450	125,129	0	0	0	0	618,450

Expenditures	Budget	Actual+Commit	Available	Prop. Inc./Dec. for 20-21	Budget+Prop. Inc./Dec.	Avail.+Prop. Inc./Dec.	21-22	22-23	23-24	24-25	Total Budgeted up to 2025
CA Construction Admin	66,268	62,966	3,302	0	66,268	3,302	0	0	0	0	66,268
CON Construction	385,182	369,786	15,396	0	385,182	15,396	0	0	0	0	385,182
CTGY-CIP Contingency - CIP	72,000	44,313	27,687	0	72,000	27,687	0	0	0	0	72,000
EDA Eng/Design/Admin	95,000	95,456	-456	0	95,000	-456	0	0	0	0	95,000
Expenditure Totals:	618,450	572,521	45,929	0	618,450	45,929	0	0	0	0	618,450

Fund Balance Required	Budget+Prop. Inc./Dec.	Available+Prop. Inc./Dec.
Capital Grants - Streets CIP Projects-3160	0	-79,200

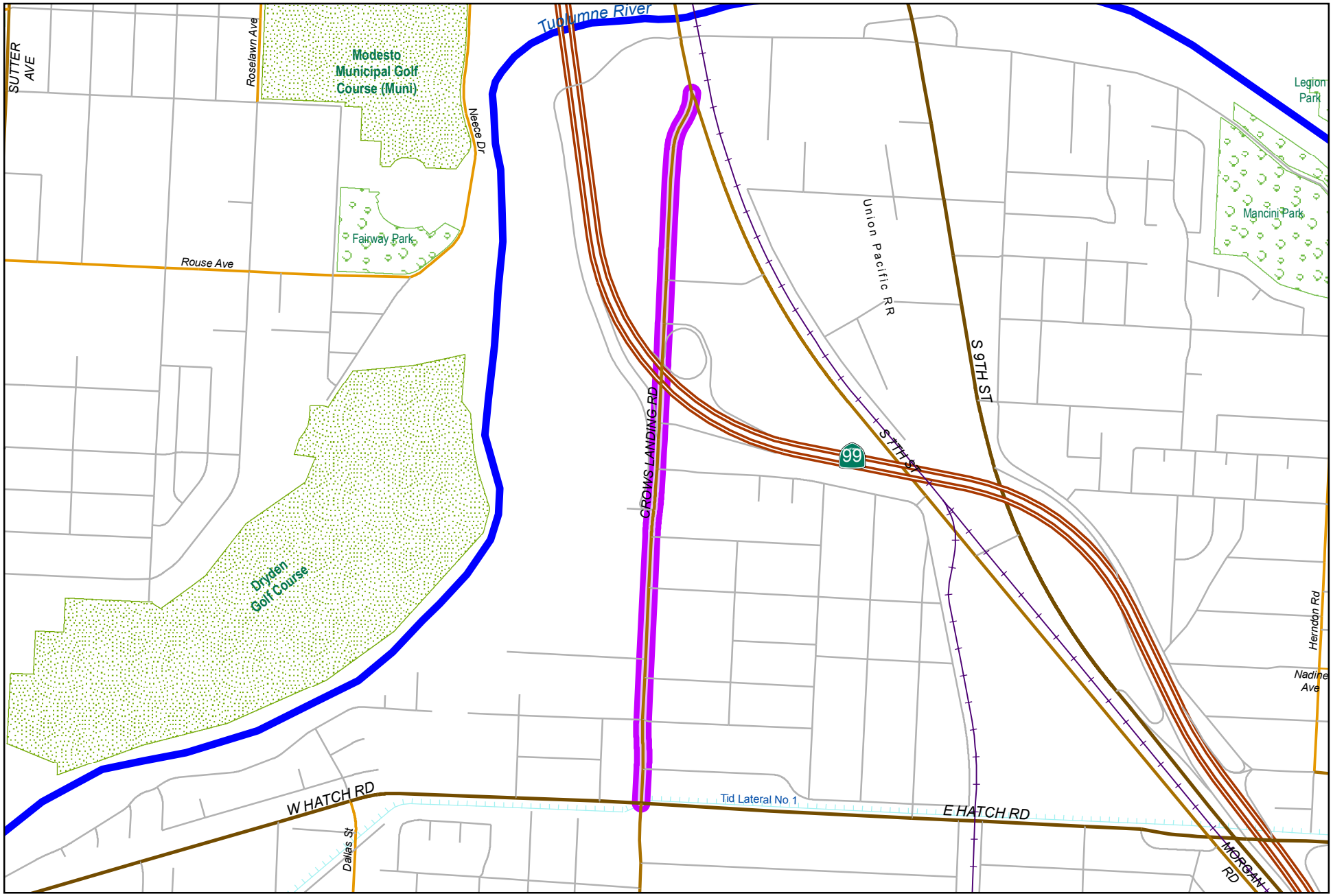

0 950 1,900
Feet

City of Modesto

Project #: 100881

CED - Pavement Rehabilitation of Crows Landing Rd, Pelandale Ave & Standiford Ave

MODESTO CALIFORNIA

CED - Pavement Rehabilitation of Crows Landing Rd, Pecos to Hatch - FHWA-CalTrans-STPL-5059(208)-2014-20.205 HWY Planning and Con

100881

Capital Unsponsored

Cost Center:	14999	*Category:*	Traffic Circulation	*Start Date:*	
Hosting Fund:	Capital Grants - Streets CIP Projects-3160	*Type Class:*	Maintenance	*End Date:*	
Element Listing:	Comm Svcs & Fac	*Area:*	Within City	*Status:*	Active
Classification:	Maintenance	*Manager:*	Soares, Phillip	*Const. Code:*	New or Future

Proj Desc: This is a federally funded pavement project utilizing RSTP funds. This project includes Crows Landing Rd from S. 7th Street to Hatch Road. Toll Credits will be used in place of match money.

Proj Stat: Design is 85%. Project improvements will be coordinated with the concurrent Stanislaus County Crows Landing Project from Hatch Road to Whitmore.

Revenues	Budget	Actuals+Commit	Available	Prop. Inc./Dec. for 20-21	Bud + Prop. Incr/Decr	Avail.+ Prop. Incr/Decr	21-22	22-23	23-24	24-25	Total Budgeted up to 2025
42110 Intergov - State - CA Department of Transportation	250,000	176,898	73,102	0	250,000	73,102	0	0	0	0	250,000
Revenue Totals:	250,000	176,898	73,102	0	250,000	73,102	0	0	0	0	250,000

Expenditures	Budget	Actual+Commit	Available	Prop. Inc./Dec. for 20-21	Budget+Prop. Inc./Dec.	Avail.+Prop. Inc./Dec.	21-22	22-23	23-24	24-25	Total Budgeted up to 2025
EDA Eng/Design/Admin	250,000	189,851	60,149	0	250,000	60,149	0	0	0	0	250,000
Expenditure Totals:	250,000	189,851	60,149	0	250,000	60,149	0	0	0	0	250,000

Fund Balance Required	Budget+Prop. Inc./Dec.	Available+Prop. Inc./Dec.
Capital Grants - Streets CIP Projects-3160	0	-12,953

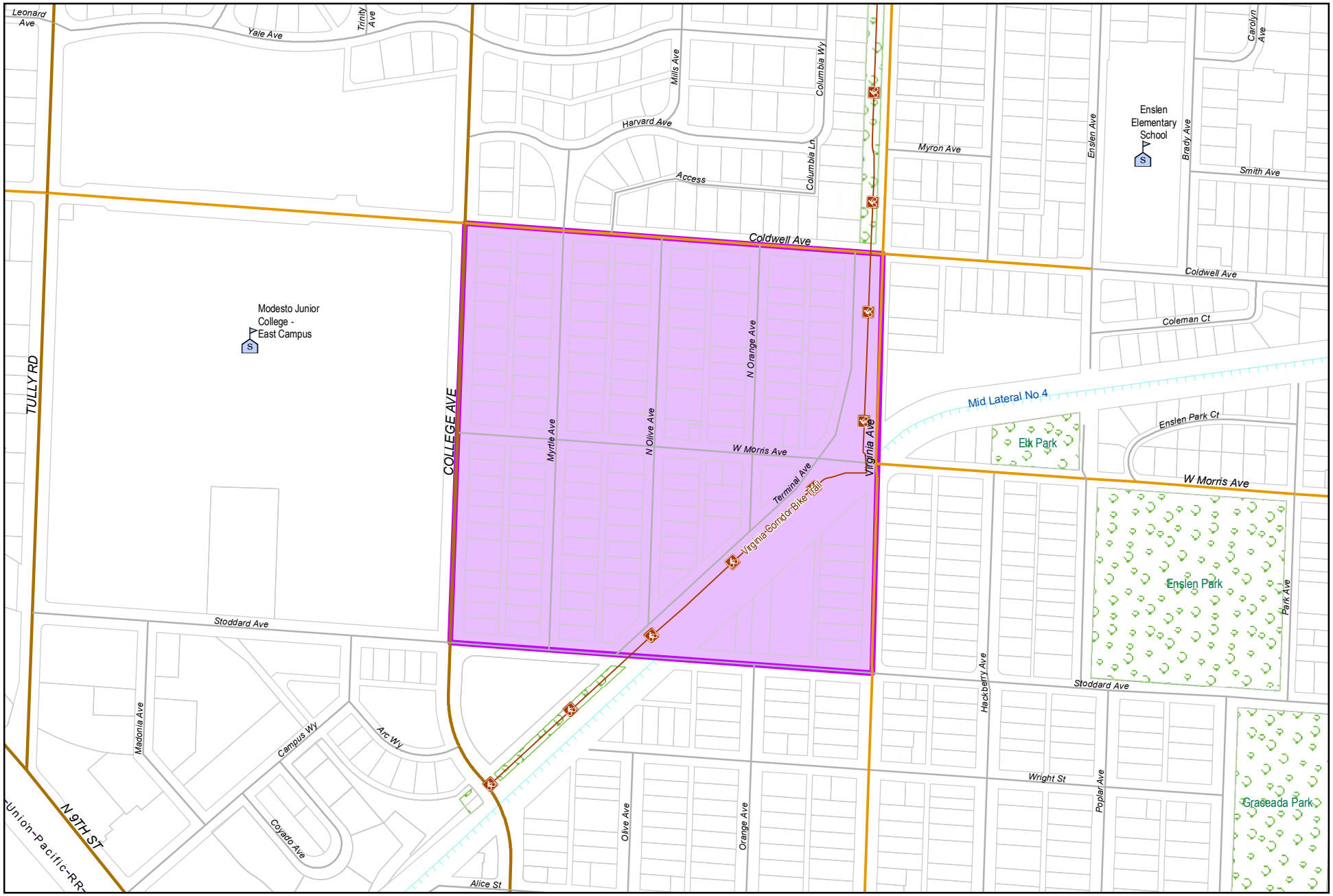

City of Modesto

Project #: 100882

CED - Connect MJC Bike Path to Virginia Corridor

MODESTO CALIFORNIA

CED - Connect MJC Bike Path to Virginia Corridor-FHWA-CalTrans-ATPL-5059(209)-2015-20.205 HWY Planning and Con

100882

Capital Unsponsored

Cost Center:	14999	*Category:*	Traffic Circulation	*Start Date:*	
Hosting Fund:	Air Quality Capital Facility Fee Fund	*Type Class:*	Maintenance	*End Date:*	
Element Listing:	Comm Svcs & Fac	*Area:*	Within City	*Status:*	Active
Classification:	Maintenance	*Manager:*	Soares, Phillip	*Const. Code:*	Construction Completed

Proj Desc: This is a federally funded project utilizing the newly created Active Transportation Program (ATP) funds. This project will connect the MJC bike path (separate city funded project) to the Virginia Corridor. Right of way acquisition is required.

Proj Stat: Construction complete. Council acceptance 09.24.19. Warranty expires 09.24.20.

Revenues	Budget	Actuals+Commit	Available	Prop. Inc./Dec. for 20-21	Bud + Prop. Incr/Decr	Avail.+ Prop. Incr/Decr	21-22	22-23	23-24	24-25	Total Budgeted up to 2025
42110 Intergov - State - CA Department of Transportation	630,000	574,227	55,773	0	630,000	55,773	0	0	0	0	630,000
61410 Transfer In from Fund 1410	300,000	210,672	89,328	0	300,000	89,328	0	0	0	0	300,000
63410 Transfer In from Fund 3410	80,000	80,000	0	0	80,000	0	0	0	0	0	80,000
Revenue Totals:	1,010,000	864,899	145,101	0	1,010,000	145,101	0	0	0	0	1,260,000

Expenditures	Budget	Actual+Commit	Available	Prop. Inc./Dec. for 20-21	Budget+Prop. Inc./Dec.	Avail.+Prop. Inc./Dec.	21-22	22-23	23-24	24-25	Total Budgeted up to 2025
CA Construction Admin	50,000	77,146	-27,146	0	50,000	-27,146	0	0	0	0	50,000
CON Construction	672,000	474,934	197,066	0	672,000	197,066	0	0	0	0	672,000
CTGY-CIP Contingency - CIP	50,000	38,123	11,877	0	50,000	11,877	0	0	0	0	50,000
EDA Eng/Design/Admin	117,000	153,784	-36,784	0	117,000	-36,784	0	0	0	0	117,000
LA Land Acquistion	241,000	240,015	985	0	241,000	985	0	0	0	0	241,000
Expenditure Totals:	1,130,000	984,003	145,997	0	1,130,000	145,997	0	0	0	0	1,130,000

Fund Balance Required	Budget+Prop. Inc./Dec.	Available+Prop. Inc./Dec.
Air Quality Capital Facility Fee Fund	120,000	896

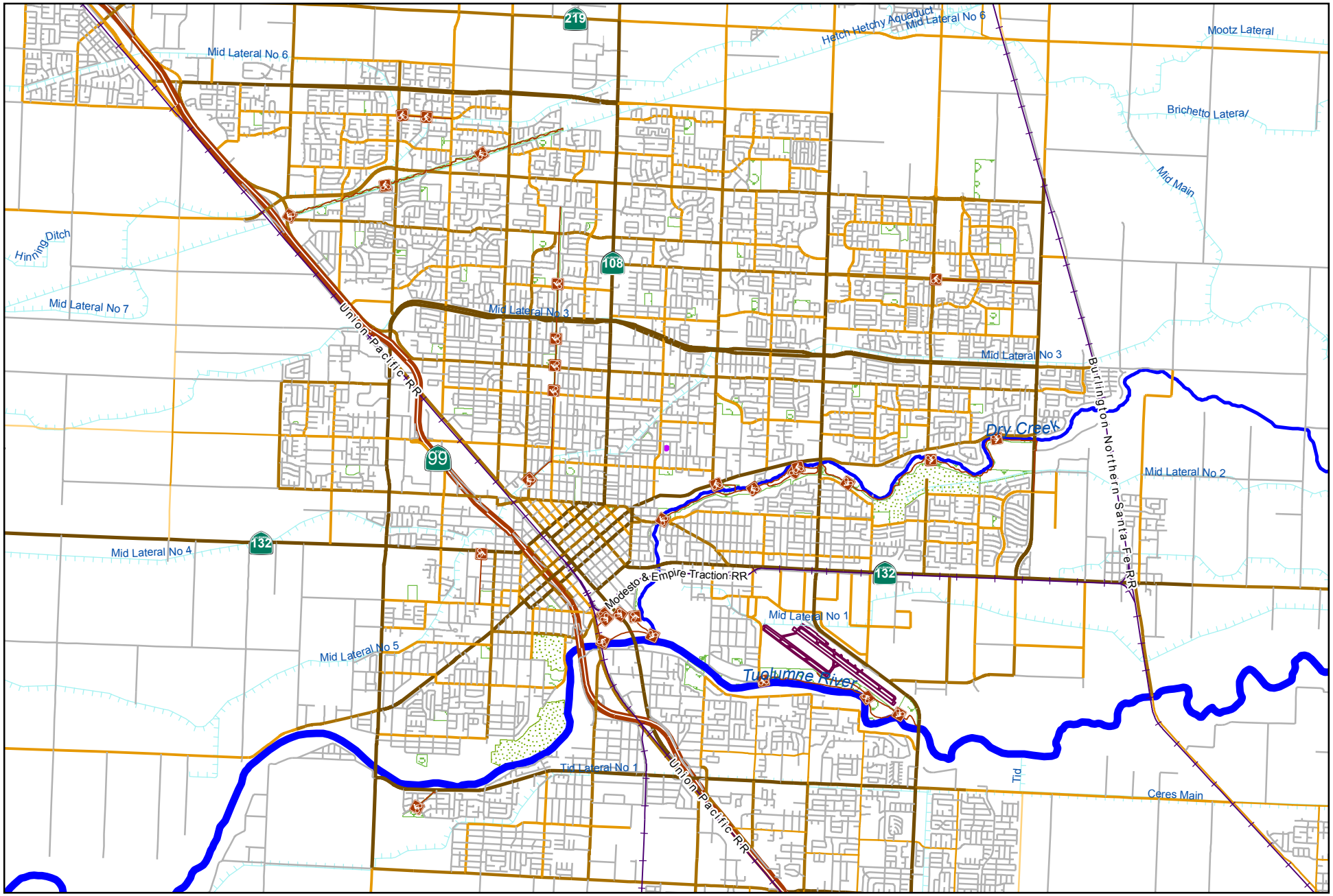

0 5,500 11,000
Feet

City of Modesto

Project #: 100884

PW - Install New Emergency Vehicle Pre-Emption Equipment

MODESTO CALIFORNIA

PW - Install New Emergency Vehicle Pre-Emption Equipment-FHWA-CalTrans-HSIPL-5059(204)-2015-20.205 HWY Planning and Con

100884

Capital Unsponsored

Cost Center:	59999	*Category:*	Traffic Circulation	*Start Date:*	2015
Hosting Fund:	Capital Grants - Streets CIP Projects-3160	*Type Class:*	Traffic Control Devices	*End Date:*	2020
Element Listing:	Comm Dev	*Area:*	Within City	*Status:*	Active
Classification:	Improvements	*Manager:*	Collins, Scott	*Const. Code:*	New or Future

Proj Desc: This project will install Emergency Vehicle Pre-Emption (EVP) systems at signalized intersections that currently do not have EVP systems and will upgrade phase detectors at 46 intersections where EVP systems have been previously installed.

Proj Stat: Equipment on hand, to be complete by October 2019.

Revenues	Budget	Actuals+Commit	Available	Prop. Inc./Dec. for 20-21	Bud + Prop. Incr/Decr	Avail.+ Prop. Incr/Decr	21-22	22-23	23-24	24-25	Total Budgeted up to 2025
42110 Intergov - State - CA Department of Transportation	553,500	526,269	27,231	0	553,500	27,231	0	0	0	0	553,500
60100 Transfer In from Fund 0100	0	0	0	0	0	0	0	0	0	0	0
61410 Transfer In from Fund 1410	61,500	2,895	58,605	0	61,500	58,605	0	0	0	0	61,500
Revenue Totals:	615,000	529,164	85,836	0	615,000	85,836	0	0	0	0	615,000

Expenditures	Budget	Actual+Commit	Available	Prop. Inc./Dec. for 20-21	Budget+Prop. Inc./Dec.	Avail.+Prop. Inc./Dec.	21-22	22-23	23-24	24-25	Total Budgeted up to 2025
CA Construction Admin	0	325	-325	0	0	-325	0	0	0	0	0
CON Construction	586,000	585,783	217	0	586,000	217	0	0	0	0	586,000
CTGY-CIP Contingency - CIP	0	0	0	0	0	0	0	0	0	0	0
EDA Eng/Design/Admin	29,000	29,268	-268	0	29,000	-268	0	0	0	0	29,000
Expenditure Totals:	615,000	615,376	-376	0	615,000	-376	0	0	0	0	615,000

Fund Balance Required	Budget+Prop. Inc./Dec.	Available+Prop. Inc./Dec.
Capital Grants - Streets CIP Projects-3160	0	-86,212

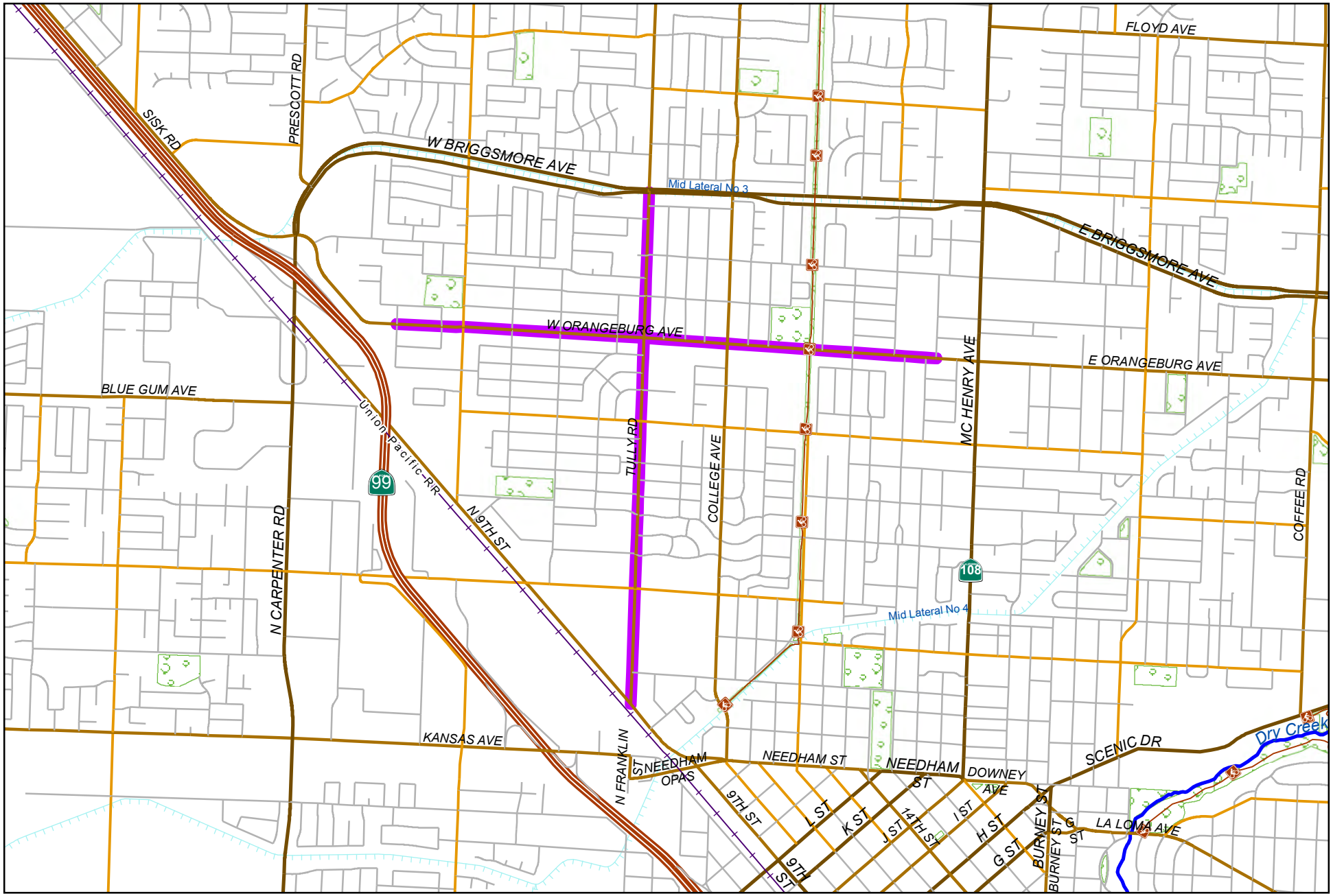

City of Modesto

Project #: 100893

CED - Pavement Rehabilitation of Tully Rd and Orangeburg Ave (Suspended)

0 1,900 3,800
Feet

N

MODESTO CALIFORNIA

CED - Pavement Rehabilitation of Tully Rd and Orangeburg Ave (Suspended)-FHWA-CalTrans-STPL-5059(215)-2015-20.205 HWY Planning and Con

100893

Capital Unsponsored

Cost Center:	14999	*Category:*	Traffic Circulation	*Start Date:*	
Hosting Fund:	Capital Grants - Streets CIP Projects-3160	*Type Class:*	Infrastructure Preservation	*End Date:*	
Element Listing:	Comm Dev	*Area:*	Within City	*Status:*	Active
Classification:	Maintenance	*Manager:*	Soares, Phillip A	*Const. Code:*	New or Future

Proj Desc: This is a federally funded project utilizing RSTP funds. Streets to be rehabilitated include Tully Road from 9th St. to Briggsmore Ave. and shoulder widening on 9th Street.

Proj Stat: Construction 100% completed. Final billing to be completed to CalTrans.

Revenues	Budget	Actuals+Commit	Available	Prop. Inc./Dec. for 20-21	Bud + Prop. Incr/Decr	Avail.+ Prop. Incr/Decr	21-22	22-23	23-24	24-25	Total Budgeted up to 2025
42110 Intergov - State - CA Department of Transportation	800,000	735,608	64,392	0	800,000	64,392	0	0	0	0	800,000
Revenue Totals:	800,000	735,608	64,392	0	800,000	64,392	0	0	0	0	800,000

Expenditures	Budget	Actual+Commit	Available	Prop. Inc./Dec. for 20-21	Budget+Prop. Inc./Dec.	Avail.+Prop. Inc./Dec.	21-22	22-23	23-24	24-25	Total Budgeted up to 2025
CA Construction Admin	86,928	75,763	11,165	0	86,928	11,165	0	0	0	0	86,928
CON Construction	579,526	563,849	15,677	0	579,526	15,677	0	0	0	0	579,526
CTGY-CIP Contingency - CIP	57,953	38,197	19,756	0	57,953	19,756	0	0	0	0	57,953
EDA Eng/Design/Admin	75,593	57,790	17,803	0	75,593	17,803	0	0	0	0	75,593
Expenditure Totals:	800,000	735,599	64,401	0	800,000	64,401	0	0	0	0	800,000

Fund Balance Required	Budget+Prop. Inc./Dec.	Available+Prop. Inc./Dec.
Capital Grants - Streets CIP Projects-3160	0	9

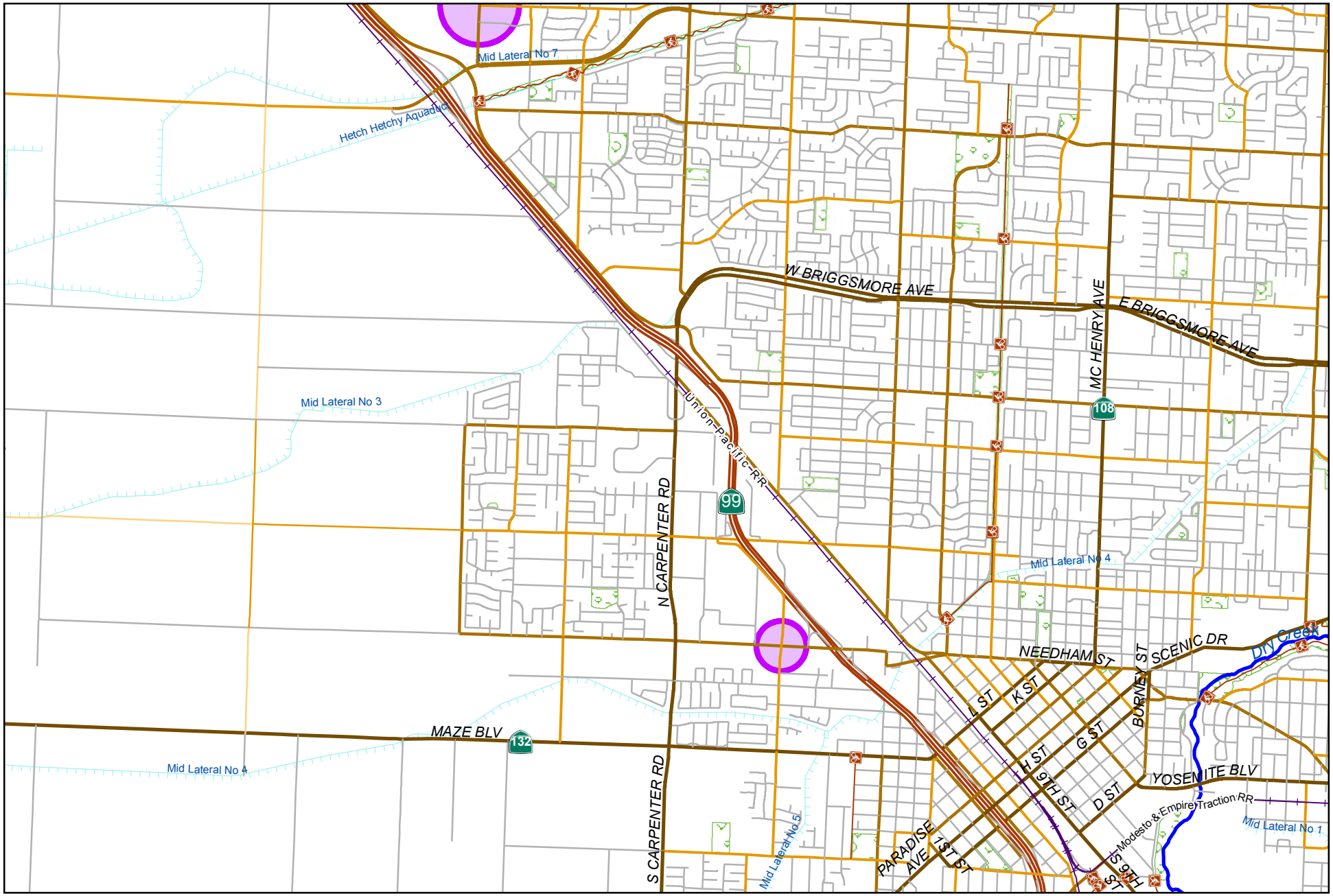

0 3,050 6,100
Feet

City of Modesto

Project #: 100939

PW - Upgrade Traffic Signals 2015

MODESTO CALIFORNIA

PW - Upgrade Traffic Signals 2015-FHWA-CalTrans-CML-5059(212)-2015-20.205 HWY Planning and Con

100939

Capital Unsponsored

Cost Center:	59999	*Category:*	Traffic Circulation	*Start Date:*	2016
Hosting Fund:	Capital Grants - Streets CIP Projects-3160	*Type Class:*	Traffic Control Devices	*End Date:*	2021
Element Listing:	Comm Dev	*Area:*	Within City	*Status:*	Active
Classification:	Improvements	*Manager:*	Collins, Scott	*Const. Code:*	New or Future

Proj Desc: Upgrade traffic signals at: Kansas Ave @ Emerald Ave, Paradise Rd @ Mr. Luther King Blvd., and Dale Rd. @ Veneman

Proj Stat: Project awarded and now under construction.

Revenues	Budget	Actuals+Commit	Available	Prop. Inc./Dec. for 20-21	Bud + Prop. Incr/Decr	Avail.+ Prop. Incr/Decr	21-22	22-23	23-24	24-25	Total Budgeted up to 2025
42110 Intergov - State - CA Department of Transportation	612,000	515,528	96,472	0	612,000	96,472	0	0	0	0	612,000
61700 Transfer In from Fund 1700	144,061	0	144,061	0	144,061	144,061	0	0	0	0	144,061
Revenue Totals:	756,061	515,528	240,533	0	756,061	240,533	0	0	0	0	1,556,061

Expenditures	Budget	Actual+Commit	Available	Prop. Inc./Dec. for 20-21	Budget+Prop. Inc./Dec.	Avail.+Prop. Inc./Dec.	21-22	22-23	23-24	24-25	Total Budgeted up to 2025
CA Construction Admin	85,500	42,699	42,801	0	85,500	42,801	0	0	0	0	85,500
CON Construction	518,561	518,462	99	0	518,561	99	0	0	0	0	518,561
CTGY-CIP Contingency-CIP	52,000	42,664	9,336	0	52,000	9,336	0	0	0	0	52,000
EDA Eng/Design/Admin	100,000	55,368	44,632	0	100,000	44,632	0	0	0	0	100,000
Expenditure Totals:	756,061	659,193	96,868	0	756,061	96,868	0	0	0	0	756,061

Fund Balance Required	Budget+Prop. Inc./Dec.	Available+Prop. Inc./Dec.
Capital Grants - Streets CIP Projects-3160	0	-143,665

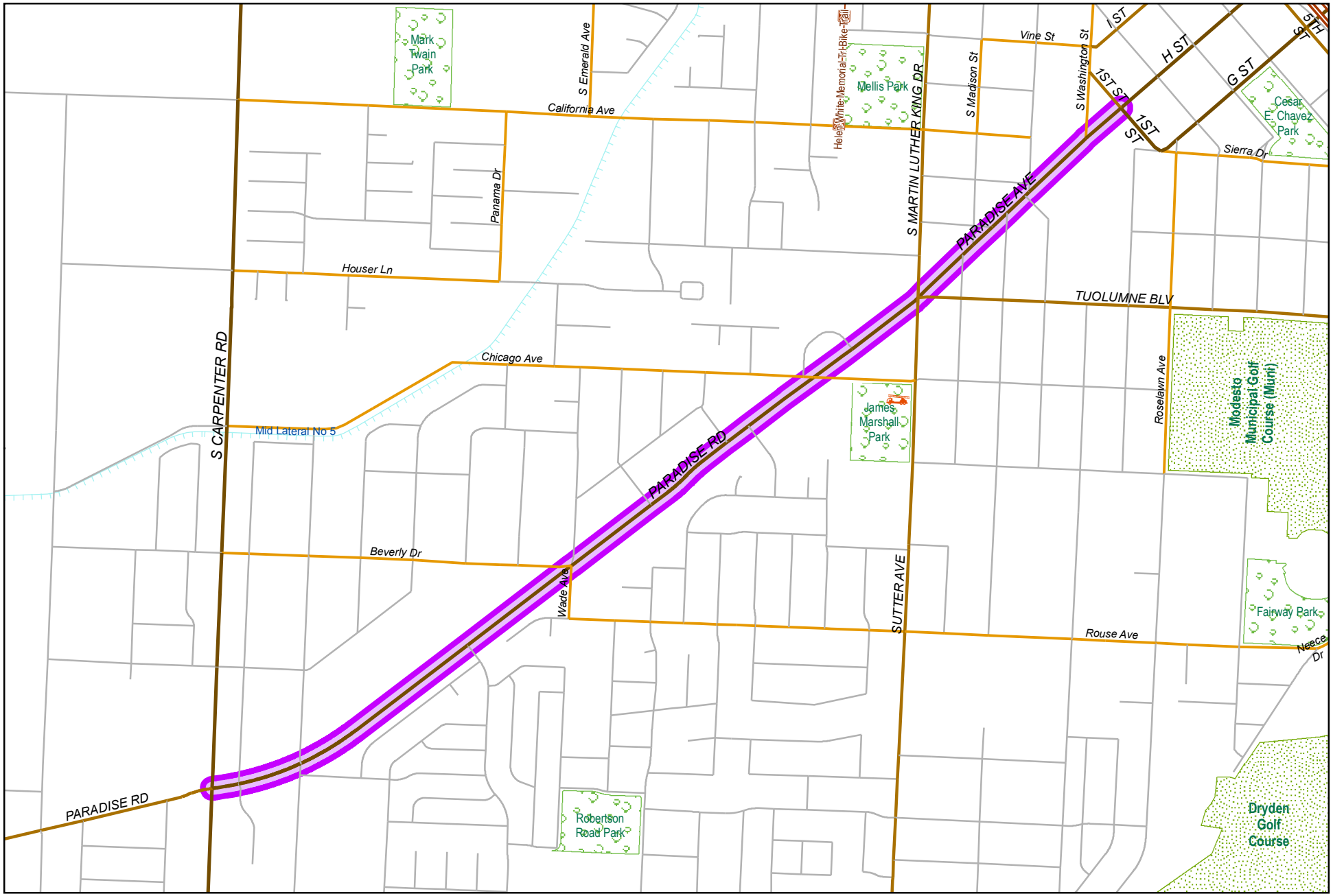

0 950 1,900
Feet

City of Modesto

Project #: 100942

CED - Paradise Road from S. Carpenter Road to Sheridan Street

MODESTO CALIFORNIA

CED - Paradise Road from S. Carpenter Road to 1st Street-FHWA-CalTrans-STPL-5059(219)-2016-20.205 HWY Planning and Con

100942

Capital Unsponsored

Cost Center:	14999	*Category:*	Traffic Circulation	*Start Date:*	
Hosting Fund:	Capital Grants - Streets CIP Projects-3160	*Type Class:*	Maintenance	*End Date:*	
Element Listing:	Comm Svcs & Fac	*Area:*	Within City	*Status:*	Active
Classification:	Maintenance	*Manager:*	Sacuskie, Michael Wayne	*Const. Code:*	New or Future

Proj Desc: This is a federally-funded pavement rehabilitation project utilizing federal RPSTP funds. The project includes pavement rehabilitation on Paradise Road from Sheridan Street to S. Carpenter Road.

Proj Stat: Design is 85% complete.

Revenues	Budget	Actuals+Commit	Available	Prop. Inc./Dec. for 20-21	Bud + Prop. Incr/Decr	Avail.+ Prop. Incr/Decr	21-22	22-23	23-24	24-25	Total Budgeted up to 2025
42110 Intergov - State - CA Department of Transportation	250,000	218,957	31,043	0	250,000	31,043	0	0	0	0	250,000
Revenue Totals:	250,000	218,957	31,043	0	250,000	31,043	0	0	0	0	250,000

Expenditures	Budget	Actual+Commit	Available	Prop. Inc./Dec. for 20-21	Budget+Prop. Inc./Dec.	Avail.+Prop. Inc./Dec.	21-22	22-23	23-24	24-25	Total Budgeted up to 2025
CA Construction Admin	0	0	0	0	0	0	0	0	0	0	0
EDA Eng/Design/Admin	250,000	224,973	25,027	0	250,000	25,027	0	0	0	0	250,000
Expenditure Totals:	250,000	224,973	25,027	0	250,000	25,027	0	0	0	0	250,000

Fund Balance Required	Budget+Prop. Inc./Dec.	Available+Prop. Inc./Dec.
Capital Grants - Streets CIP Projects-3160	0	-6,016

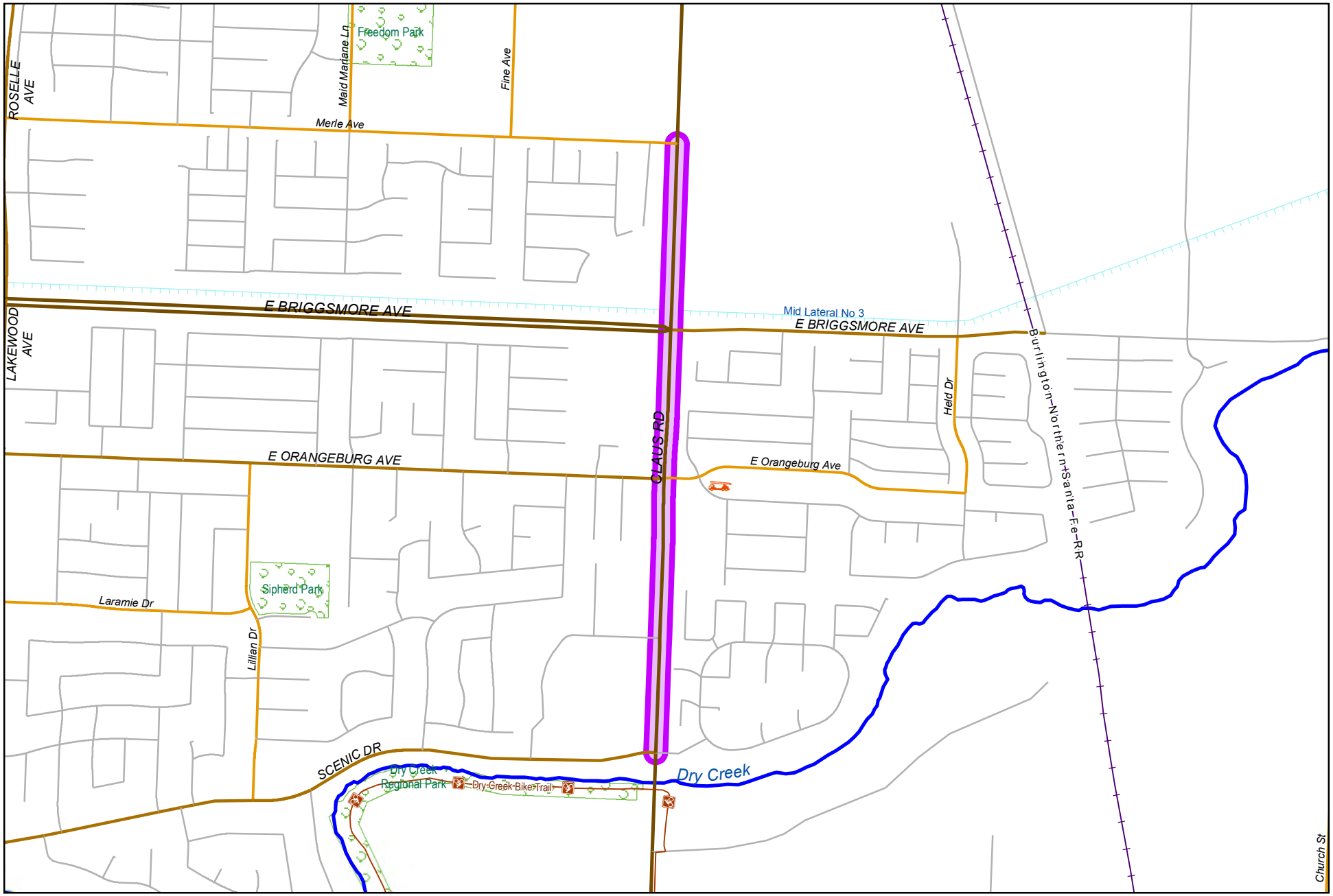

0 950 1,900
Feet

City of Modesto

Project #: 100943

CED - Claus Road Bike Path

MODESTO CALIFORNIA

CED - Claus Road Bike Path

100943

Capital Unsponsored

Cost Center:	14999	*Category:*	Traffic Circulation	*Start Date:*	
Hosting Fund:	Streets Capital Facility Fee Fund-3410	*Type Class:*	Major Street Improvements	*End Date:*	
Element Listing:	Comm Svcs & Fac	*Area:*	Within City	*Status:*	Active
Classification:	Improvements	*Manager:*	Sacuskie, Michael Wayne	*Const. Code:*	Construction Completed

Proj Desc: This project will construct a new bike path along Claus Road from Scenic Dr. to Merle Ave.

Proj Stat: Construction complete. Anticipate Council acceptance Spring 2020.

Expenditures	Budget	Actual+Commit	Available	Prop. Inc./Dec. for 20-21	Budget+Prop. Inc./Dec.	Avail.+Prop. Inc./Dec.	21-22	22-23	23-24	24-25	Total Budgeted up to 2025
EDA Eng/Design/Admin	80,000	73,666	6,334	0	80,000	6,334	0	0	0	0	80,000
LA Land Acquistion	0	0	0	0	0	0	0	0	0	0	0
Expenditure Totals:	80,000	73,666	6,334	0	80,000	6,334	0	0	0	0	80,000

Fund Balance Required	Budget+Prop. Inc./Dec.	Available+Prop. Inc./Dec.
Streets Capital Facility Fee Fund-3410	80,000	6,334

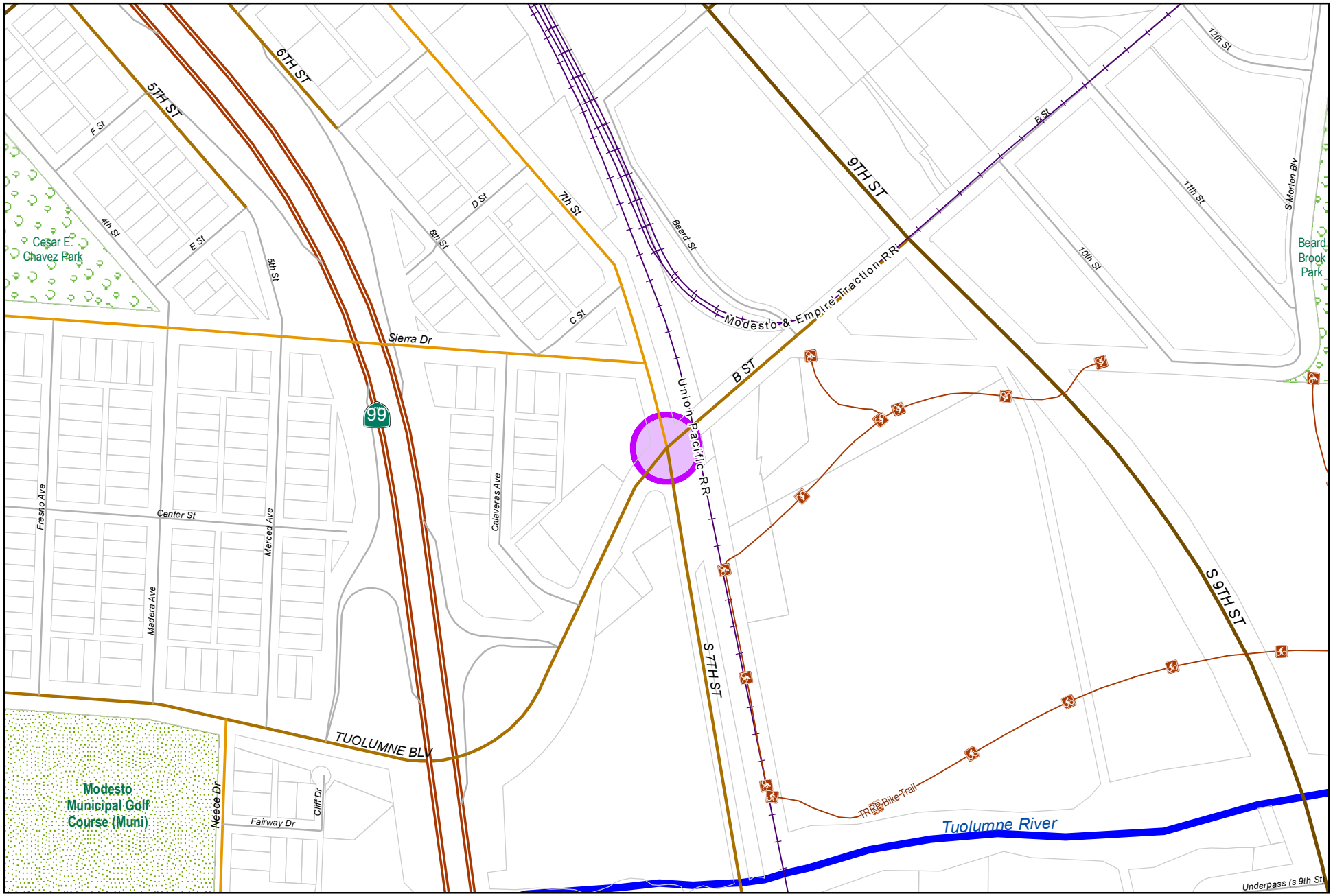

City of Modesto

Project #: 100944

CED - Tuolumne Blvd, 7th St, & B St Intersection Improvements

0 387.5 775
Feet

N

MODESTO CALIFORNIA

CED - Tuolumne Blvd, 7th St, & B St Intersection Improvements

100944

Capital Unsponsored

Cost Center:	14999	*Category:*	Traffic Circulation	*Start Date:*	2019
Hosting Fund:	Streets Capital Facility Fee Fund-3410	*Type Class:*	Major Street Improvements	*End Date:*	2026
Element Listing:	Comm Svcs & Fac	*Area:*	Within City	*Status:*	Active
Classification:	Improvements	*Manager:*	Rawles, John	*Const. Code:*	New or Future

Proj Desc: This project will construct improvements at the Tuolumne Blvd., 7th St., and B St. intersection. The project improvements are required in coordination with the 7th Street Bridge Replacement Project.

Proj Stat: Staff is coordinating with Stanislaus County and the 7th Street Bridge project to determine required intersection improvements. Contruction is anticipated in 2023.

Expenditures	Budget	Actual+Commit	Available	Prop. Inc./Dec. for 20-21	Budget+Prop. Inc./Dec.	Avail.+Prop. Inc./Dec.	21-22	22-23	23-24	24-25	Total Budgeted up to 2025
EDA Eng/Design/Admin	200,000	207	199,793	0	200,000	199,793	0	0	0	0	200,000
Expenditure Totals:	200,000	207	199,793	0	200,000	199,793	0	0	0	0	200,000

Fund Balance Required	Budget+Prop. Inc./Dec.	Available+Prop. Inc./Dec.
Streets Capital Facility Fee Fund-3410	200,000	199,793

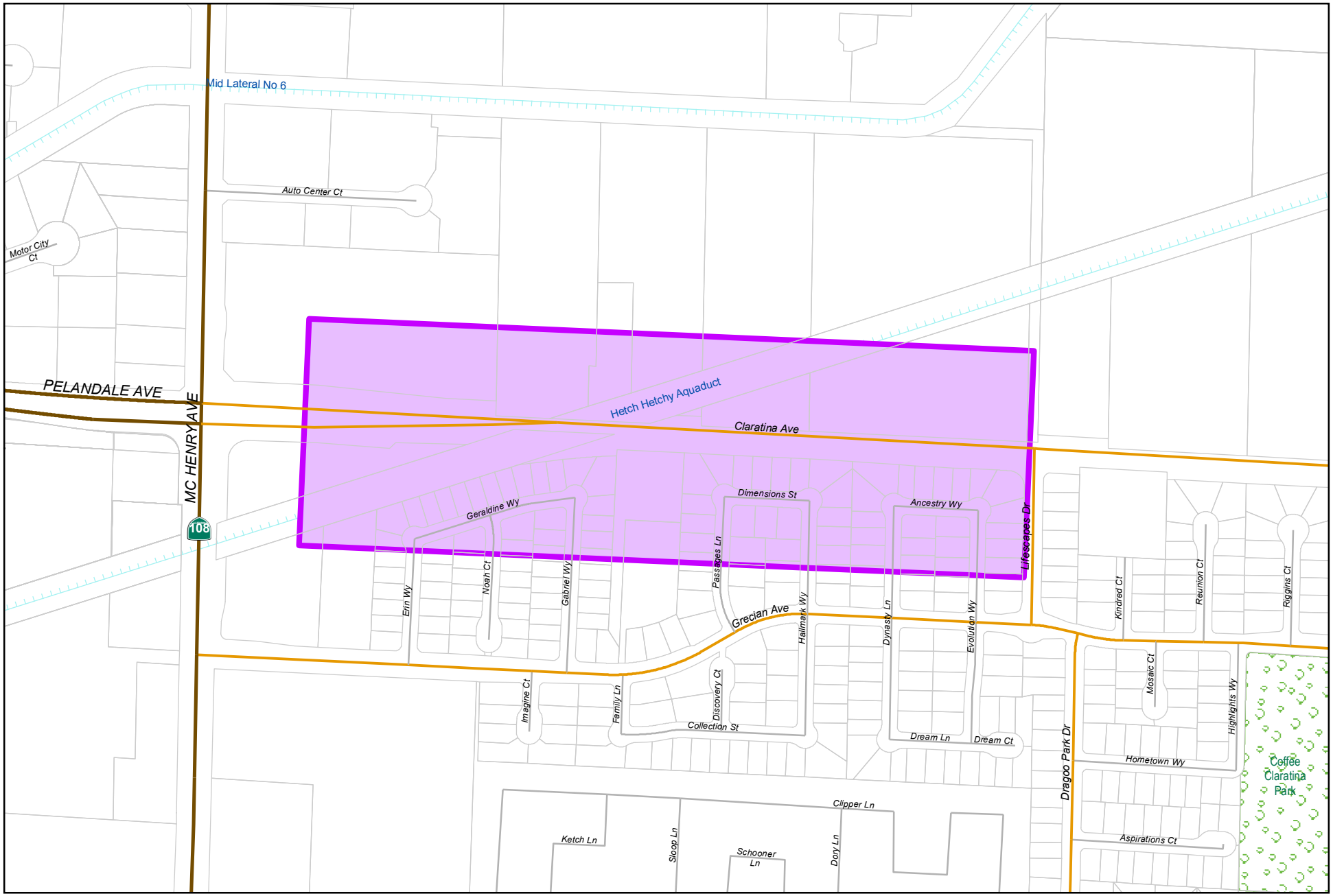

City of Modesto

Project #: 100945

CED - Hetch-Hetchy and Claratina Structural Crossing

MODESTO CALIFORNIA

CED - Hetch-Hetchy and Claratina Structural Crossing

100945

Capital Unsponsored

Cost Center:	14999	*Category:*	Traffic Circulation	*Start Date:*	
Hosting Fund:	Streets Capital Facility Fee Fund-3410	*Type Class:*	Major Street Improvements	*End Date:*	
Element Listing:	Comm Svcs & Fac	*Area:*	Within City	*Status:*	Active
Classification:	Improvements	*Manager:*	Sandhu, Sandeep	*Const. Code:*	New or Future

Proj Desc: This project will construct the required improvements for the Hetch-Hetchy water transmission line crossing at Claratina Avenue. The improvements are required in order to complete the Claratina Avenue widening between McHenry Avenue and Coffee Road.

Proj Stat: Project design and land acquisition underway.

Expenditures	Budget	Actual+Commit	Available	Prop. Inc./Dec. for 20-21	Budget+Prop. Inc./Dec.	Avail.+Prop. Inc./Dec.	21-22	22-23	23-24	24-25	Total Budgeted up to 2025
CA Construction Admin	650,000	0	650,000	0	650,000	650,000	0	0	0	0	650,000
CON Construction	2,800,000	0	2,800,000	0	2,800,000	2,800,000	0	0	0	0	2,800,000
CTGY-CIP Contingency - CIP	400,000	0	400,000	0	400,000	400,000	0	0	0	0	400,000
EDA Eng/Design/Admin	270,772	213,262	57,510	0	270,772	57,510	0	0	0	0	270,772
ENV CIP - Environmental	40,000	0	40,000	0	40,000	40,000	0	0	0	0	40,000
LA Land Acquistion	809,228	233,553	575,675	0	809,228	575,675	0	0	0	0	809,228
UE Utility and EIR	100,000	470	99,530	0	100,000	99,530	0	0	0	0	100,000
Expenditure Totals:	5,070,000	447,285	4,622,715	0	5,070,000	4,622,715	0	0	0	0	5,070,000

Fund Balance Required	Budget+Prop. Inc./Dec.	Available+Prop. Inc./Dec.
Streets Capital Facility Fee Fund-3410	5,070,000	4,622,715

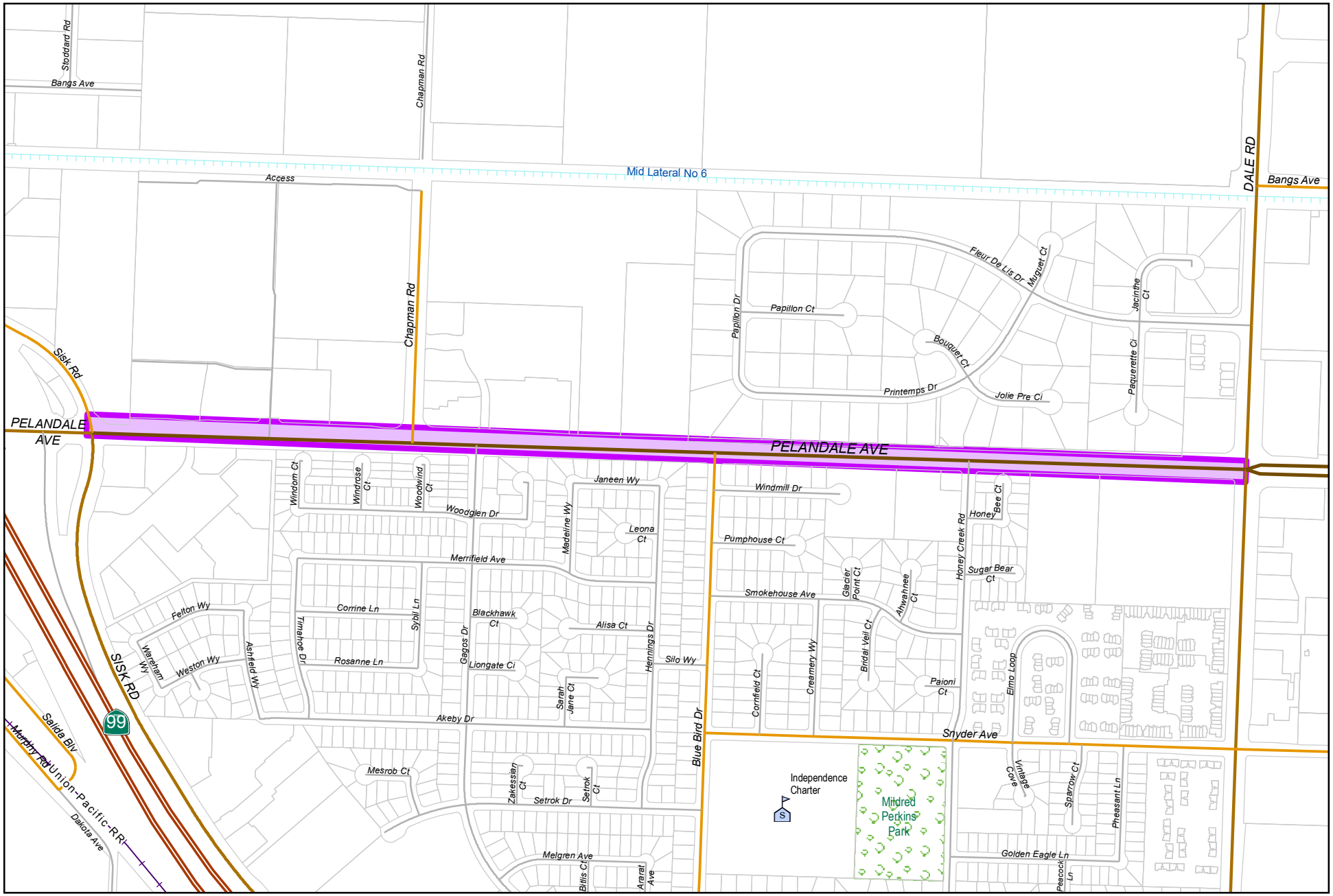

0 550 1,100
Feet

City of Modesto

Project #: 100966

CED - Pelandale Ave. Pavement Rehabilitation from Sisk Road to Dale Road

MODESTO CALIFORNIA

CED - Pelandale Ave. Pavement Rehabilitation from Sisk Road to Dale Road-FHWA-CalTrans-STPL-5059(220)-2016-20.205 HWY Planning and Con

100966

Capital Unsponsored

Cost Center:	14999	*Category:*	Traffic Circulation	*Start Date:*	
Hosting Fund:	Capital Grants - Streets CIP Projects-3160	*Type Class:*	Infrastructure Preservation	*End Date:*	
Element Listing:	Comm Dev	*Area:*	Within City	*Status:*	Active
Classification:	Maintenance	*Manager:*	Soares, Phillip A	*Const. Code:*	Under Construction

Proj Desc: CED - Pavement Rehabilitation of Pelandale Avenue from Sisk Road to Dale Road.

Proj Stat: Project is under construction.

Revenues	Budget	Actuals+Commit	Available	Prop. Inc./Dec. for 20-21	Bud + Prop. Incr/Decr	Avail.+ Prop. Incr/Decr	21-22	22-23	23-24	24-25	Total Budgeted up to 2025
	0	0	0	0	0	0	0	0	0	0	0
42110 Intergov - State - CA Department of Transportation	300,000	258,961	41,039	0	300,000	41,039	0	0	0	0	300,000
61510 Transfer In from Fund 1510	23,000	23,000	0	0	23,000	0	0	0	0	0	23,000
Revenue Totals:	323,000	281,961	41,039	0	323,000	41,039	0	0	0	0	573,000

Expenditures	Budget	Actual+Commit	Available	Prop. Inc./Dec. for 20-21	Budget+Prop. Inc./Dec.	Avail.+Prop. Inc./Dec.	21-22	22-23	23-24	24-25	Total Budgeted up to 2025
CA Construction Admin	0	269	-269	0	0	-269	0	0	0	0	0
EDA Eng/Design/Admin	323,000	319,382	3,618	0	323,000	3,618	0	0	0	0	323,000
Expenditure Totals:	323,000	319,651	3,349	0	323,000	3,349	0	0	0	0	323,000

Fund Balance Required	Budget+Prop. Inc./Dec.	Available+Prop. Inc./Dec.
Capital Grants - Streets CIP Projects-3160	0	-37,689

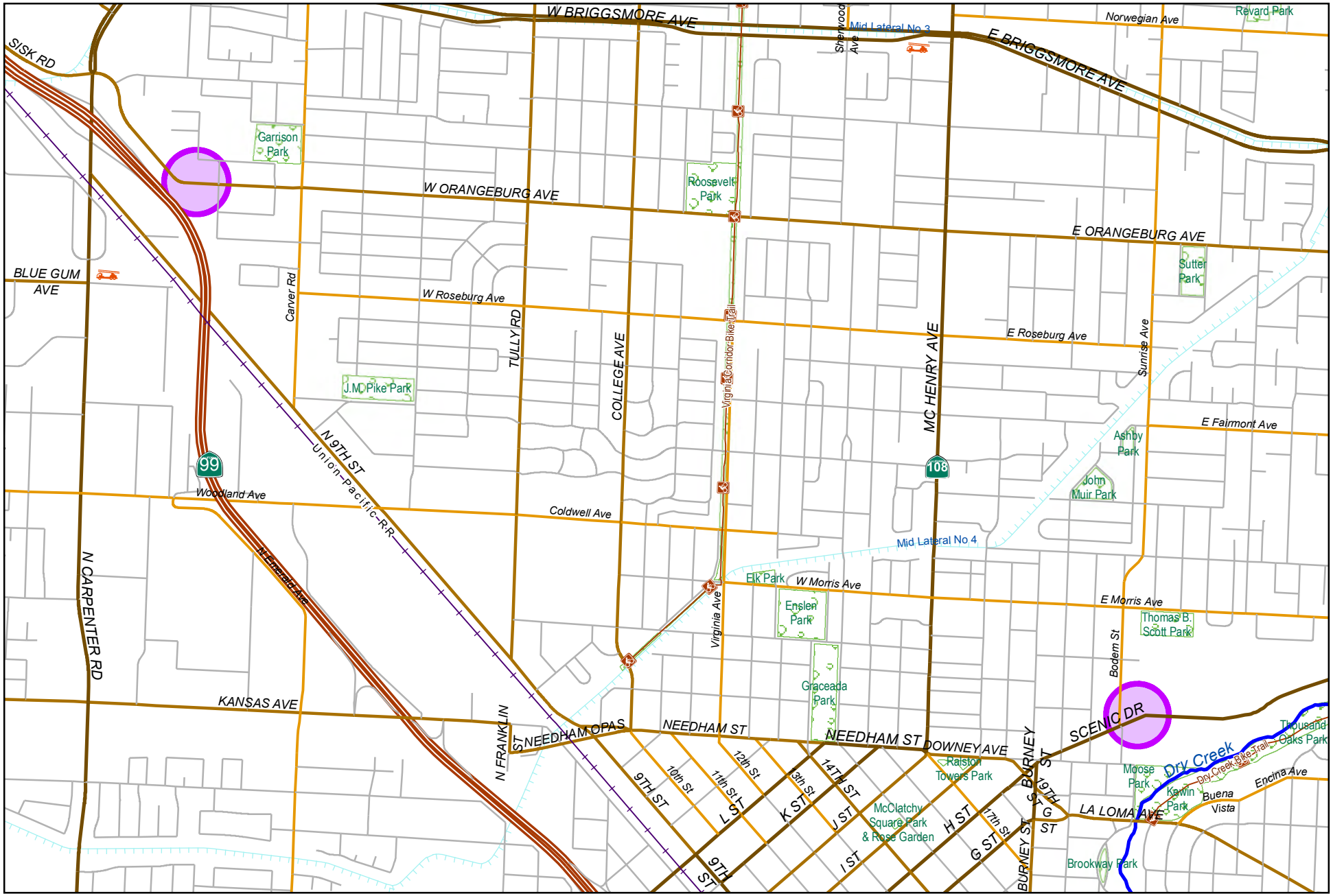

City of Modesto

Project #: 100967

PW - HSIP Cycle 6 - Install High Friction Surface Treatment

PW - HSIP Cycle 6 - Install High Friction Surface Treatment-FHWA-CalTrans-HSIPL-5059(221)-2016-20.205 HWY Planning and Con

100967

Capital Unsponsored

Cost Center:	59999	*Category:*	Traffic Circulation	*Start Date:*	2016
Hosting Fund:	Capital Grants - Streets CIP Projects-3160	*Type Class:*	Traffic Control Devices	*End Date:*	2020
Element Listing:	Public Safety	*Area:*	Within City	*Status:*	Active
Classification:	Improvements	*Manager:*	Collins, Scott	*Const. Code:*	Under Construction

Proj Desc: Increase pavement friction on Scenic, east of Boden and Orangeburg, west of Martin

Proj Stat: Project awarded, and now under construction.

Revenues	Budget	Actuals+Commit	Available	Prop. Inc./Dec. for 20-21	Bud + Prop. Incr/Decr	Avail.+ Prop. Incr/Decr	21-22	22-23	23-24	24-25	Total Budgeted up to 2025
42110 Intergov - State - CA Department of Transportation	346,200	215,978	130,222	0	346,200	130,222	0	0	0	0	346,200
61700 Transfer In from Fund 1700	38,600	24,082	14,518	0	38,600	14,518	0	0	0	0	38,600
Revenue Totals:	384,800	240,060	144,740	0	384,800	144,740	0	0	0	0	384,800

Expenditures	Budget	Actual+Commit	Available	Prop. Inc./Dec. for 20-21	Budget+Prop. Inc./Dec.	Avail.+Prop. Inc./Dec.	21-22	22-23	23-24	24-25	Total Budgeted up to 2025
CA Construction Admin	43,600	21,795	21,805	0	43,600	21,805	0	0	0	0	43,600
CON Construction	264,700	212,200	52,500	0	264,700	52,500	0	0	0	0	264,700
CTGY-CIP Contingency - CIP	26,500	1,242	25,258	0	26,500	25,258	0	0	0	0	26,500
EDA Eng/Design/Admin	50,000	25,072	24,928	0	50,000	24,928	0	0	0	0	50,000
Expenditure Totals:	384,800	260,309	124,491	0	384,800	124,491	0	0	0	0	384,800

Fund Balance Required	Budget+Prop. Inc./Dec.	Available+Prop. Inc./Dec.
Capital Grants - Streets CIP Projects-3160	0	-20,249

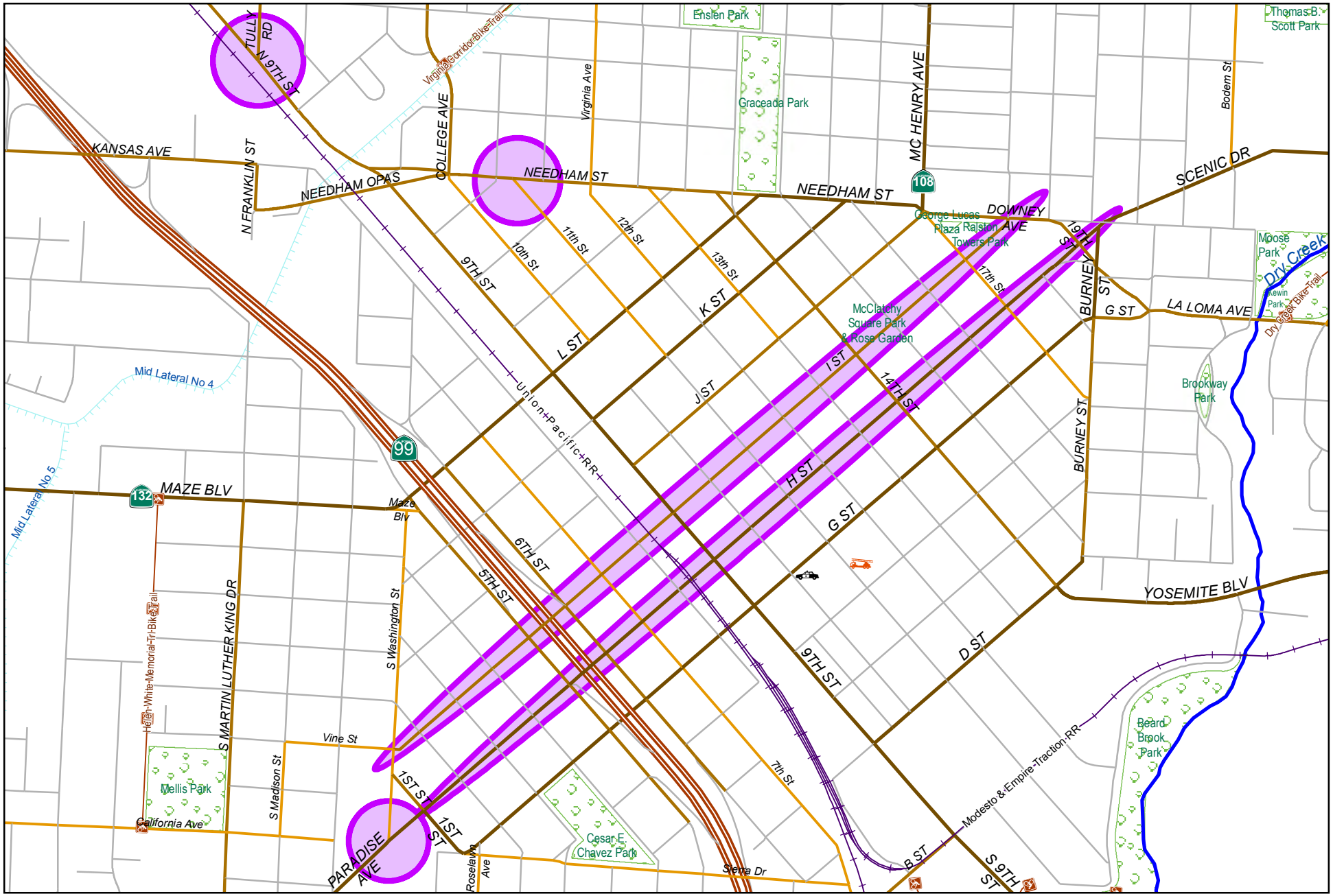

City of Modesto

Project #: 100968

PW - Upgrade Traffic Signals 2017

0 950 1,900
Feet

MODESTO CALIFORNIA

PW - Upgrade Traffic Signals 2017

100968

Capital Unsponsored

Cost Center:	59999	*Category:*	Traffic Circulation	*Start Date:*	2016
Hosting Fund:	Capital Grants - Streets CIP Projects-3160	*Type Class:*	Traffic Control Devices	*End Date:*	2022
Element Listing:	Public Safety	*Area:*	Within City	*Status:*	Active
Classification:	Improvements	*Manager:*	Collins, Scott	*Const. Code:*	New or Future

Proj Desc: Upgrade traffic signals at: Tully Rd/9th St, 11th St/Needham, I St/H St, and Paradise Rd/H St.

Proj Stat: Under design, 70% complete

Revenues	Budget	Actuals+Commit	Available	Prop. Inc./Dec. for 20-21	Bud + Prop. Incr/Decr	Avail.+ Prop. Incr/Decr	21-22	22-23	23-24	24-25	Total Budgeted up to 2025
42110 Intergov - State - CA Department of Transportation	114,675	33,587	81,088	0	114,675	81,088	0	0	0	0	114,675
Revenue Totals:	114,675	33,587	81,088	0	114,675	81,088	0	0	0	0	114,675

Expenditures	Budget	Actual+Commit	Available	Prop. Inc./Dec. for 20-21	Budget+Prop. Inc./Dec.	Avail.+Prop. Inc./Dec.	21-22	22-23	23-24	24-25	Total Budgeted up to 2025
EDA Eng/Design/Admin	114,675	36,144	78,531	0	114,675	78,531	0	0	0	0	114,675
Expenditure Totals:	114,675	36,144	78,531	0	114,675	78,531	0	0	0	0	114,675

Fund Balance Required	Budget+Prop. Inc./Dec.	Available+Prop. Inc./Dec.
Capital Grants - Streets CIP Projects-3160	0	-2,558

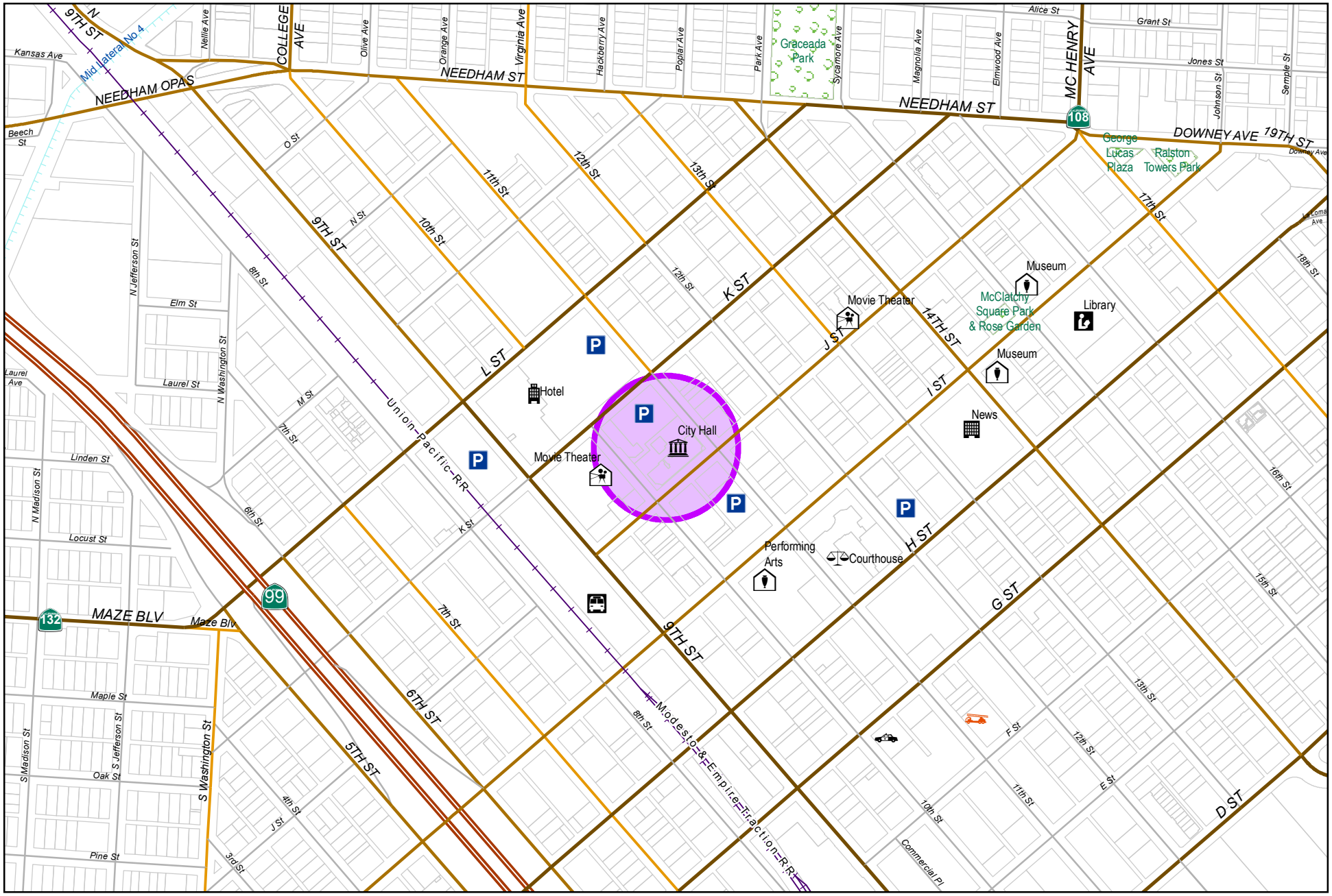

City of Modesto

Project #: 100970

PW - Upgrade ATMS Software and Communications

PW - Upgrade ATMS Software and Communications-FHWA-CalTrans-CML-5059(223)-2016-20.205 HWY Planning and Con

100970

Capital Unsponsored

Cost Center:	59999	*Category:*	Traffic Circulation	*Start Date:*	2016
Hosting Fund:	Capital Grants - Streets CIP Projects-3160	*Type Class:*	Traffic Control Devices	*End Date:*	2020
Element Listing:	Public Safety	*Area:*	Within City	*Status:*	Active
Classification:	Improvements	*Manager:*	Collins, Scott	*Const. Code:*	New or Future

Proj Desc: Upgrade traffic signal controllers software and hardware to 2070s, upgrade ATMS central software

Proj Stat: Project under design, 10% complete

Revenues	Budget	Actuals+Commit	Available	Prop. Inc./Dec. for 20-21	Bud + Prop. Incr/Decr	Avail.+ Prop. Incr/Decr	21-22	22-23	23-24	24-25	Total Budgeted up to 2025
42110 Intergov - State - CA Department of Transportation	1,059,998	29,420	1,030,578	0	1,059,998	1,030,578	0	0	0	0	1,059,998
Revenue Totals:	1,059,998	29,420	1,030,578	0	1,059,998	1,030,578	0	0	0	0	1,059,998

Expenditures	Budget	Actual+Commit	Available	Prop. Inc./Dec. for 20-21	Budget+Prop. Inc./Dec.	Avail.+Prop. Inc./Dec.	21-22	22-23	23-24	24-25	Total Budgeted up to 2025
CA Construction Admin	138,000	0	138,000	0	138,000	138,000	0	0	0	0	138,000
CON Construction	689,997	0	689,997	0	689,997	689,997	0	0	0	0	689,997
CTGY-CIP Contingency - CIP	91,999	0	91,999	0	91,999	91,999	0	0	0	0	91,999
EDA Eng/Design/Admin	140,002	31,732	108,270	0	140,002	108,270	0	0	0	0	140,002
Expenditure Totals:	1,059,998	31,732	1,028,266	0	1,059,998	1,028,266	0	0	0	0	1,059,998

Fund Balance Required	Budget+Prop. Inc./Dec.	Available+Prop. Inc./Dec.
Capital Grants - Streets CIP Projects-3160	0	-2,313

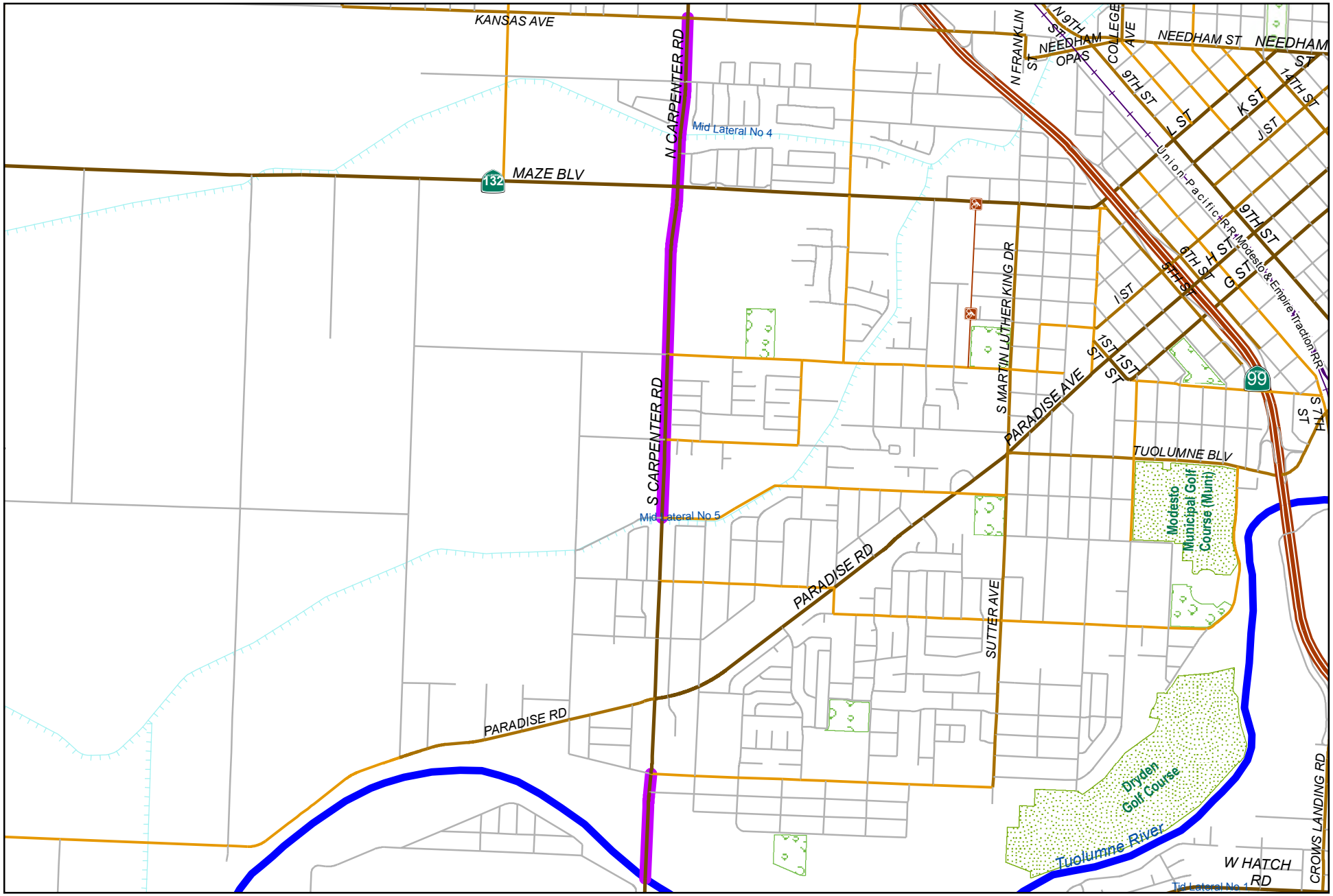

0 1,900 3,800
Feet

City of Modesto

Project #: 101036

CED - Carpenter Road Street Improvements

MODESTO CALIFORNIA

CED - Carpenter Road Street Improvements

101036

Capital Unsponsored

Cost Center:	14999	*Category:*	Traffic Circulation	*Start Date:*	
Hosting Fund:	Measure L - Capital Projects-3300	*Type Class:*	Maintenance	*End Date:*	
Element Listing:	Comm Svcs & Fac	*Area:*	Within City	*Status:*	Active
Classification:	Maintenance	*Manager:*	Soares, Phillip	*Const. Code:*	Construction Completed

Proj Desc: Pavement rehabilitation project starting at Carpenter Road/Chicago Avenue intersection and proceeding north to approximately Kansas Avenue.

Proj Stat: Construction complete. Council acceptance 09.03.19. Warranty period expires 09.03.20.

Revenues	Budget	Actuals+Commit	Available	Prop. Inc./Dec. for 20-21	Bud + Prop. Incr/Decr	Avail.+ Prop. Incr/Decr	21-22	22-23	23-24	24-25	Total Budgeted up to 2025
61410 Transfer In from Fund 1410	2,900,000	2,628,200	271,800	0	2,900,000	271,800	0	0	0	0	2,900,000
64480 Transfer In from Fund 4480	46,800	46,800	0	0	46,800	0	0	0	0	0	46,800
Revenue Totals:	2,946,800	2,675,000	271,800	0	2,946,800	271,800	0	0	0	0	4,006,798

Expenditures	Budget	Actual+Commit	Available	Prop. Inc./Dec. for 20-21	Budget+Prop. Inc./Dec.	Avail.+Prop. Inc./Dec.	21-22	22-23	23-24	24-25	Total Budgeted up to 2025
CA Construction Admin	242,535	106,231	136,304	0	242,535	136,304	0	0	0	0	242,535
CC Consultant Charges	191,772	187,922	3,850	0	191,772	3,850	0	0	0	0	191,772
CCF City Construct Force	172	0	172	0	172	172	0	0	0	0	172
CON Construction	2,204,866	2,204,866	0	0	2,204,866	0	0	0	0	0	2,204,866
CTGY-CIP Contingency - CIP	220,487	214,954	5,533	0	220,487	5,533	0	0	0	0	220,487
EDA Eng/Design/Admin	86,968	86,282	686	0	86,968	686	0	0	0	0	86,968
Expenditure Totals:	2,946,800	2,800,255	146,545	0	2,946,800	146,545	0	0	0	0	2,946,800

Fund Balance Required	Budget+Prop. Inc./Dec.	Available+Prop. Inc./Dec.
Measure L - Capital Projects-3300	0	-125,255

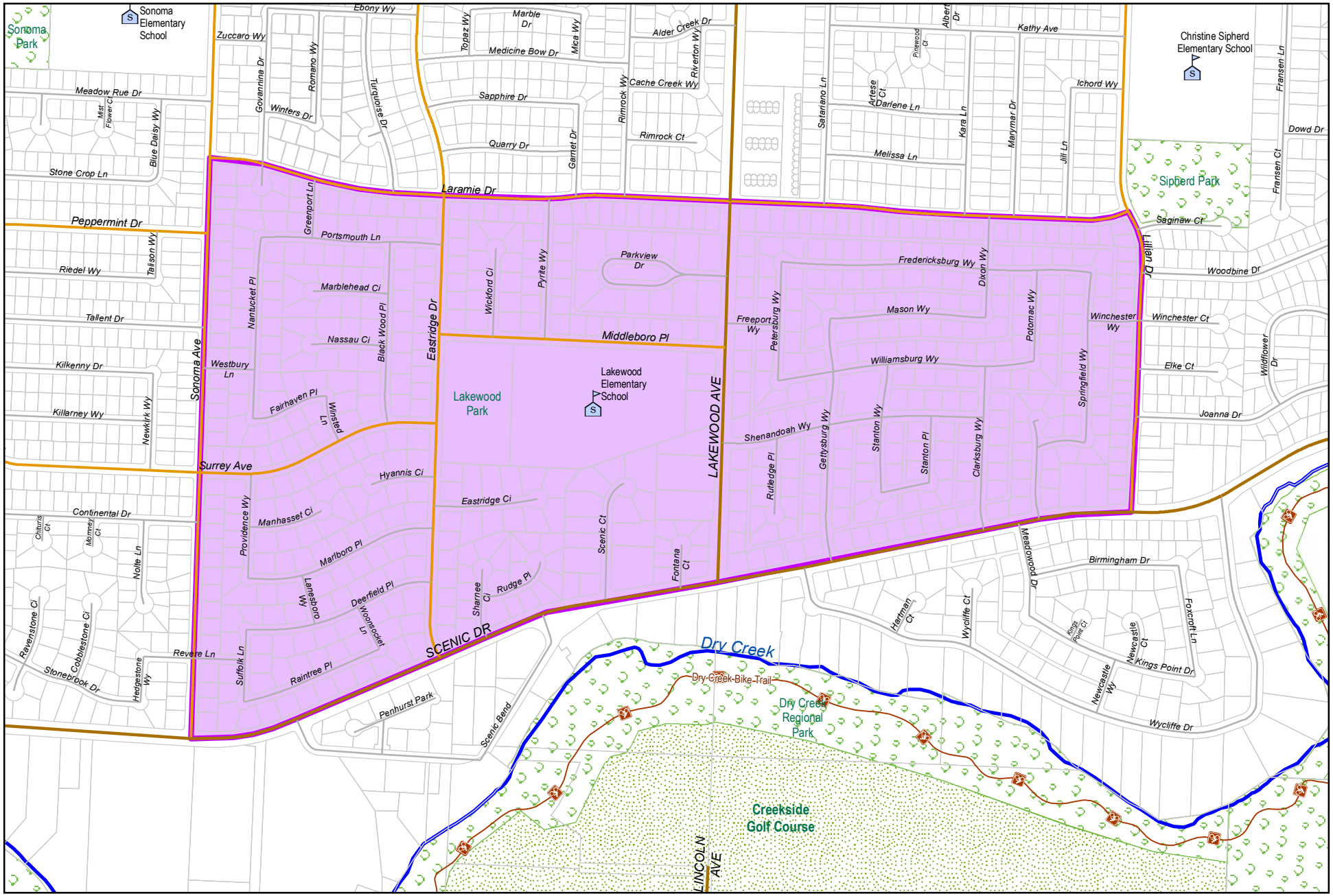

0 600 1,200
Feet

City of Modesto

Project #: 101037

CED - Lakewood Neighborhood Street Improvements

MODESTO CALIFORNIA

CED - Lakewood Neighborhood Street Improvements

101037

Capital Unsponsored

Cost Center: 14999
Hosting Fund: Measure L - Capital Projects-3300
Element Listing: Comm Svcs & Fac
Classification: Maintenance

Category: Traffic Circulation
Type Class: Maintenance
Area: Within City
Manager: Sacuskie, Michael Wayne

Start Date:
End Date:
Status: Active
Const. Code: Construction Completed

Proj Desc: Project intends to rehabilitate the residential streets in the Lakewood Neighborhood area.

Proj Stat: Construction completed Summer 2019. Anticipate Council acceptance Spring 2020.

Revenues	Budget	Actuals+Commit	Available	Prop. Inc./Dec. for 20-21	Bud + Prop. Incr/Decr	Avail.+ Prop. Incr/Decr	21-22	22-23	23-24	24-25	Total Budgeted up to 2025
61410 Transfer In from Fund 1410	2,524,758	2,354,784	169,974	0	2,524,758	169,974	0	0	0	0	2,524,758
61420 Transfer in from Fund 1420	375,000	375,000	0	0	375,000	0	0	0	0	0	375,000
Revenue Totals:	2,899,758	2,729,784	169,974	0	2,899,758	169,974	0	0	0	0	2,899,758

Expenditures	Budget	Actual+Commit	Available	Prop. Inc./Dec. for 20-21	Budget+Prop. Inc./Dec.	Avail.+Prop. Inc./Dec.	21-22	22-23	23-24	24-25	Total Budgeted up to 2025
CA Construction Admin	220,258	235,186	-14,928	0	220,258	-14,928	0	0	0	0	220,258
CON Construction	2,202,576	2,203,016	-440	0	2,202,576	-440	0	0	0	0	2,202,576
CTGY-CIP Contingency - CIP	176,206	63,186	113,020	0	176,206	113,020	0	0	0	0	176,206
EDA Eng/Design/Admin	300,718	299,862	856	0	300,718	856	0	0	0	0	300,718
Expenditure Totals:	2,899,758	2,801,250	98,508	0	2,899,758	98,508	0	0	0	0	2,899,758

Fund Balance Required	Budget+Prop. Inc./Dec.	Available+Prop. Inc./Dec.
Measure L - Capital Projects-3300	0	-71,465

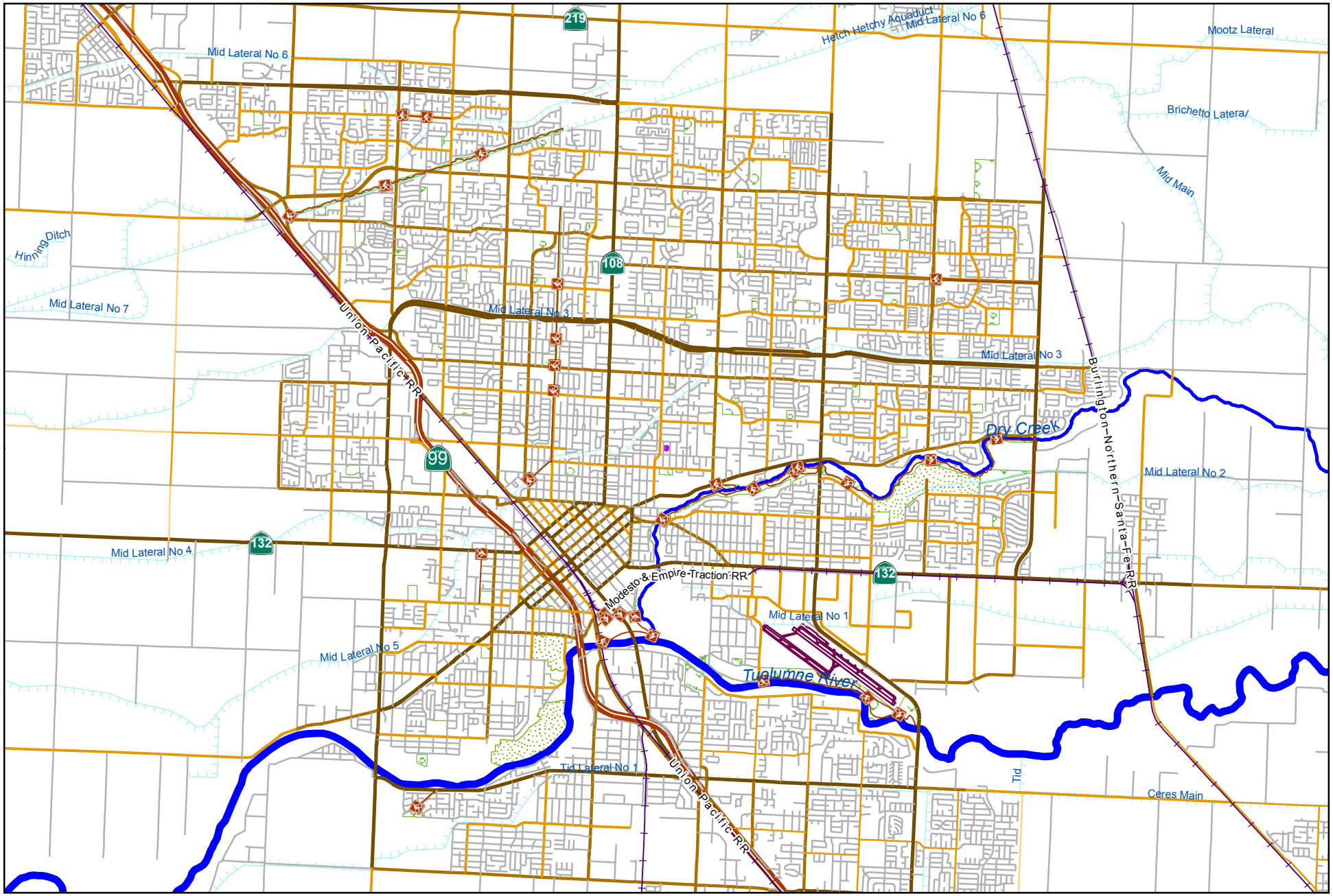

City of Modesto

Project #: 101038

CED - Wylie Road, Floyd Avenue, and Carver Road Street Improvements

0 5,500 11,000
Feet

MODESTO
CALIFORNIA

CED - Wylie Road, Floyd Avenue, and Carver Road Street Improvements 101038

Capital Unsponsored

Cost Center:	14999	*Category:*	Traffic Circulation	*Start Date:*	
Hosting Fund:	Measure L - Capital Projects-3300	*Type Class:*	Maintenance	*End Date:*	
Element Listing:	Comm Svcs & Fac	*Area:*	Within City	*Status:*	Active
Classification:	Maintenance	*Manager:*	Sacuskie, Michael Wayne	*Const. Code:*	Construction Completed

Proj Desc: Project will provide street maintenance on portion of Wylie Road, Floyd Avenue and Carver Road.

Proj Stat: Project completed. Anticipate Council acceptance of improvements Spring 2020.

Revenues	Budget	Actuals+Commit	Available	Prop. Inc./Dec. for 20-21	Bud + Prop. Incr/Decr	Avail.+ Prop. Incr/Decr	21-22	22-23	23-24	24-25	Total Budgeted up to 2025
61410 Transfer In from Fund 1410	2,400,000	2,051,288	348,712	0	2,400,000	348,712	0	0	0	0	2,400,000
Revenue Totals:	2,400,000	2,051,288	348,712	0	2,400,000	348,712	0	0	0	0	2,400,000

Expenditures	Budget	Actual+Commit	Available	Prop. Inc./Dec. for 20-21	Budget+Prop. Inc./Dec.	Avail.+Prop. Inc./Dec.	21-22	22-23	23-24	24-25	Total Budgeted up to 2025
CA Construction Admin	228,216	199,601	28,615	0	228,216	28,615	0	0	0	0	228,216
CON Construction	1,677,082	1,595,915	81,167	0	1,677,082	81,167	0	0	0	0	1,677,082
CTGY-CIP Contingency - CIP	159,592	93,040	66,553	0	159,592	66,553	0	0	0	0	159,592
EDA Eng/Design/Admin	335,110	308,650	26,460	0	335,110	26,460	0	0	0	0	335,110
Expenditure Totals:	2,400,000	2,197,206	202,794	0	2,400,000	202,794	0	0	0	0	2,400,000

Fund Balance Required	Budget+Prop. Inc./Dec.	Available+Prop. Inc./Dec.
Measure L - Capital Projects-3300	0	-145,919

City of Modesto

Project #: 101040

CED - Orville Wright Elementary - Traffic Flow and Safety Improvements

0 230 460
Feet

MODESTO
CALIFORNIA

CED - Orville Wright Elementary - Traffic Flow and Safety Improvements 101040

Capital Unsponsored

Cost Center: 14999
Hosting Fund: Measure L - Capital Projects-3300
Element Listing: Comm Svcs & Fac
Classification: Maintenance

Category: Traffic Circulation
Type Class: Maintenance
Area: Within City
Manager: Sacuskie, Michael Wayne

Start Date:
End Date:
Status: Active
Const. Code: Under Construction

Proj Desc: Project intends to improve pedestrian safety and traffic flow around Orville Wright Elementary School.

Proj Stat: Construction contract awarded 01.14.20.

Revenues	Budget	Actuals+Commit	Available	Prop. Inc./Dec. for 20-21	Bud + Prop. Incr/Decr	Avail.+ Prop. Incr/Decr	21-22	22-23	23-24	24-25	Total Budgeted up to 2025
61410 Transfer In from Fund 1410	638,265	52,794	585,471	0	638,265	585,471	0	0	0	0	638,265
Revenue Totals:	638,265	52,794	585,471	0	638,265	585,471	0	0	0	0	638,265

Expenditures	Budget	Actual+Commit	Available	Prop. Inc./Dec. for 20-21	Budget+Prop. Inc./Dec.	Avail.+Prop. Inc./Dec.	21-22	22-23	23-24	24-25	Total Budgeted up to 2025
CA Construction Admin	25,000	221	24,779	0	25,000	24,779	0	0	0	0	25,000
CON Construction	530,109	0	530,109	0	530,109	530,109	0	0	0	0	530,109
CTGY-CIP Contingency-CIP	13,156	0	13,156	0	13,156	13,156	0	0	0	0	13,156
EDA Eng/Design/Admin	70,000	53,203	16,797	0	70,000	16,797	0	0	0	0	70,000
Expenditure Totals:	638,265	53,424	584,841	0	638,265	584,841	0	0	0	0	638,265

Fund Balance Required	Budget+Prop. Inc./Dec.	Available+Prop. Inc./Dec.
Measure L - Capital Projects-3300	0	-630

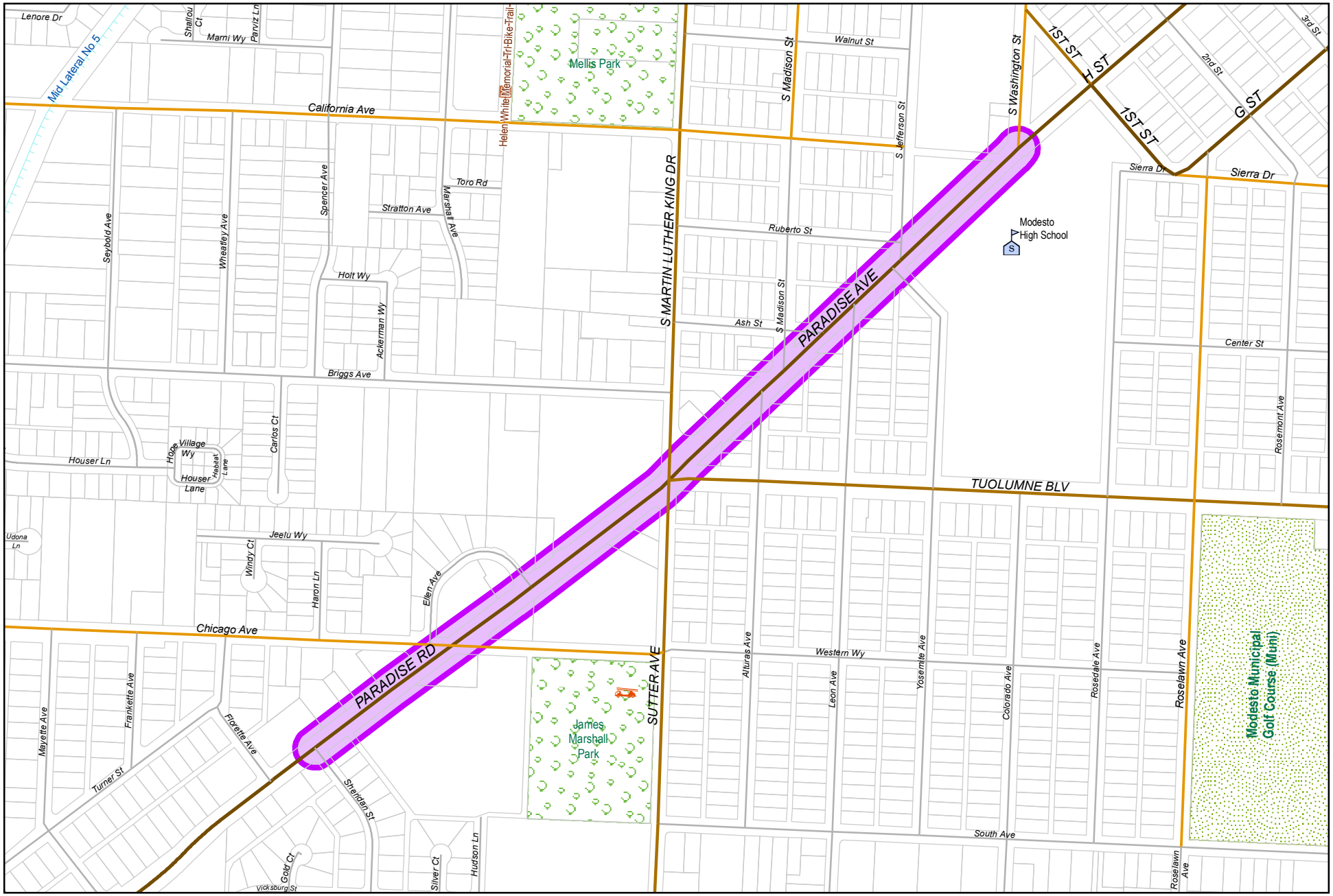

0 462.5 925
Feet

City of Modesto

Project #: 101042

CED - Paradise Road Area Pedestrian and Bicycle Safety Improvements

MODESTO CALIFORNIA

CED - Paradise Road Area Pedestrian and Bicycle Safety Improvements 101042

Capital Unsponsored

Cost Center:	14999	*Category:*	Traffic Circulation	*Start Date:*	
Hosting Fund:	Capital Grants - Streets CIP Projects-3160	*Type Class:*	Major Street Improvements	*End Date:*	
Element Listing:	Comm Svcs & Fac	*Area:*	Within City	*Status:*	Active
Classification:	Improvements	*Manager:*	Soares, Phillip A	*Const. Code:*	New or Future

Proj Desc: The proposed work shall include a street right sizing on Paradise Road, installation of sidewalks to fill gaps, installation of Class II bicycle lanes, pedestrian crossing with mid block refuge islands and curb extensions, medians and speed tables for traffic calming and the installation of flashing beacons for pedestrian crossings.

Proj Stat: Environmental Review is complete. Design will start Spring 2020.

Revenues	Budget	Actuals+Commit	Available	Prop. Inc./Dec. for 20-21	Bud + Prop. Incr/Decr	Avail.+ Prop. Incr/Decr	21-22	22-23	23-24	24-25	Total Budgeted up to 2025
61410 Transfer In from Fund 1410	25,000	22,292	2,708	0	25,000	2,708	0	0	0	0	25,000
Revenue Totals:	25,000	22,292	2,708	0	25,000	2,708	0	0	0	0	25,000

Expenditures	Budget	Actual+Commit	Available	Prop. Inc./Dec. for 20-21	Budget+Prop. Inc./Dec.	Avail.+Prop. Inc./Dec.	21-22	22-23	23-24	24-25	Total Budgeted up to 2025
EDA Eng/Design/Admin	8,000	5,694	2,306	0	8,000	2,306	0	0	0	0	8,000
ENV CIP - Environmental	17,000	16,597	403	0	17,000	403	0	0	0	0	17,000
Expenditure Totals:	25,000	22,292	2,708	0	25,000	2,708	0	0	0	0	25,000

Fund Balance Required	Budget+Prop. Inc./Dec.	Available+Prop. Inc./Dec.
Capital Grants - Streets CIP Projects-3160	0	0

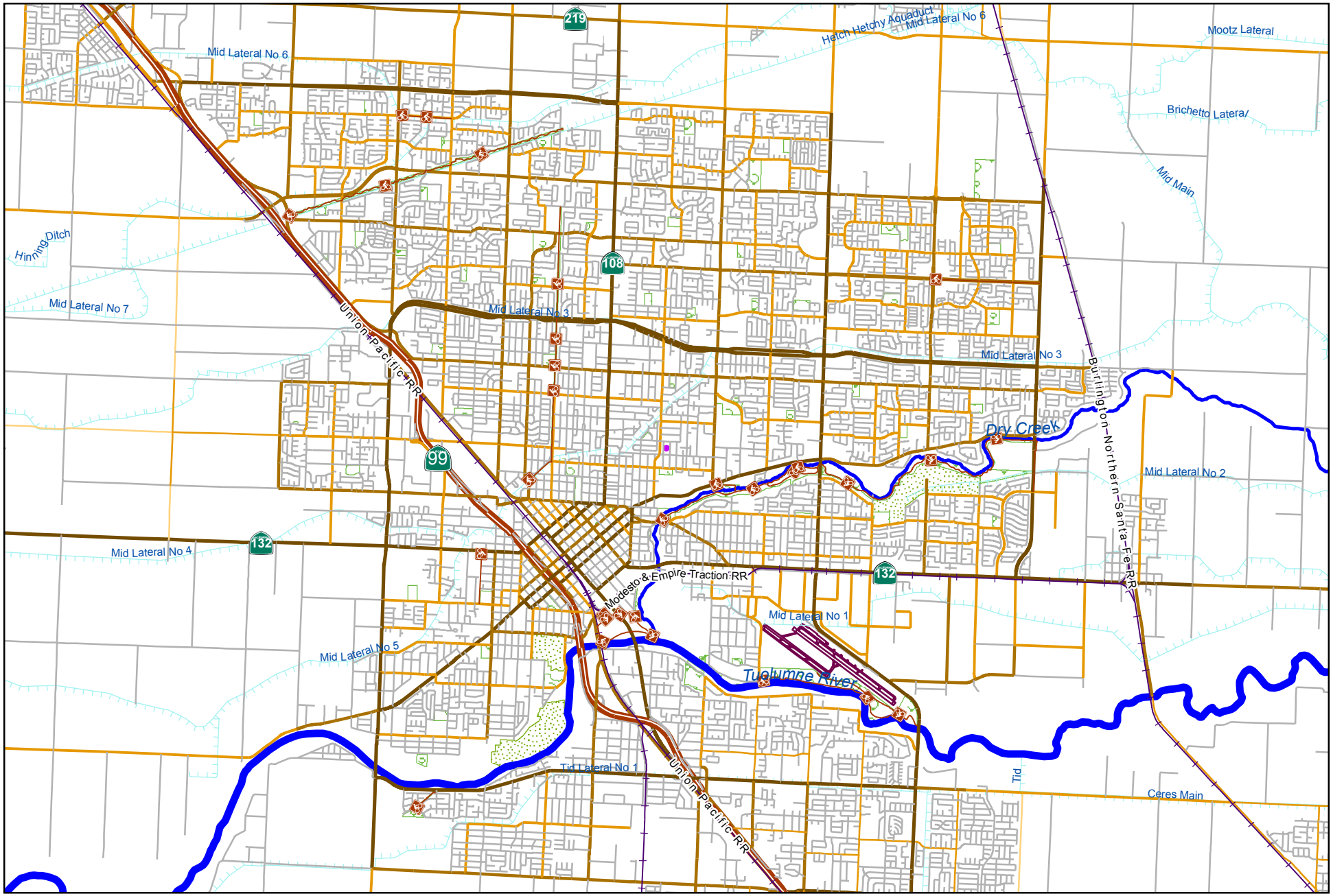

0 5,500 11,000
Feet

City of Modesto

Project #: 101043

PW - Replace 120 of 157 existing obsolete traffic controllers

MODESTO CALIFORNIA

PW - Replace 120 of 157 existing obsolete traffic controllers

101043

Capital Unsponsored

Cost Center:	59999	*Category:*	Traffic Circulation	*Start Date:*	2017
Hosting Fund:	Measure L - Capital Projects-3300	*Type Class:*	Low Cost Traffic Improvements	*End Date:*	2020
Element Listing:	Comm Growth	*Area:*	Within City	*Status:*	Active
Classification:	Replacement	*Manager:*	Collins, Scott	*Const. Code:*	New or Future

Proj Desc: Replace 120 of 157 Existing obsolete traffic controllers with modern model 2070 controller to improve citywide traffic flow.

Proj Stat: 39 controllers have been installed

Revenues	Budget	Actuals+Commit	Available	Prop. Inc./Dec. for 20-21	Bud + Prop. Incr/Decr	Avail.+ Prop. Incr/Decr	21-22	22-23	23-24	24-25	Total Budgeted up to 2025
61410 Transfer In from Fund 1410	585,000	567,272	17,728	0	585,000	17,728	0	0	0	0	585,000
Revenue Totals:	585,000	567,272	17,728	0	585,000	17,728	0	0	0	0	585,000

Expenditures	Budget	Actual+Commit	Available	Prop. Inc./Dec. for 20-21	Budget+Prop. Inc./Dec.	Avail.+Prop. Inc./Dec.	21-22	22-23	23-24	24-25	Total Budgeted up to 2025
CON Construction	584,909	584,894	15	0	584,909	15	0	0	0	0	584,909
EDA Eng/Design/Admin	91	91	0	0	91	0	0	0	0	0	91
Expenditure Totals:	585,000	584,985	15	0	585,000	15	0	0	0	0	585,000

Fund Balance Required	Budget+Prop. Inc./Dec.	Available+Prop. Inc./Dec.
Measure L - Capital Projects-3300	0	-17,713

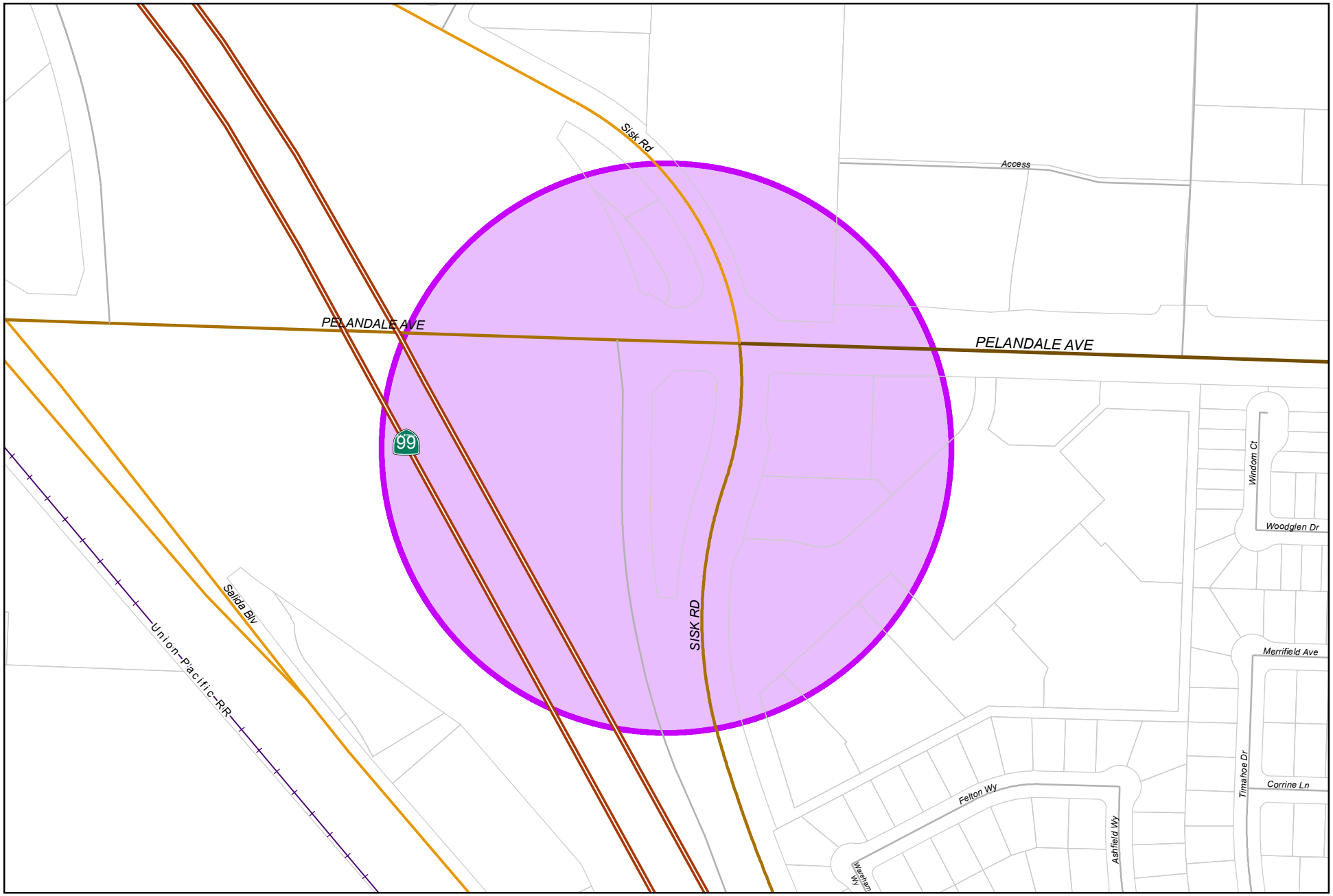

0 230 460
Feet

City of Modesto

Project #: 101063

CED - Pelandale Avenue Interchange - Phase II

MODESTO CALIFORNIA

CED - Pelandale Avenue Interchange - Phase II

101063

Capital Unsponsored

Cost Center:	14999	*Category:*	Traffic Circulation	*Start Date:*	
Hosting Fund:	Capital Grants - Streets CIP Projects-3160	*Type Class:*	Maintenance	*End Date:*	
Element Listing:	Comm Svcs & Fac	*Area:*	Within City	*Status:*	Active
Classification:	Maintenance	*Manager:*	Sandhu, Sandeep	*Const. Code:*	New or Future

Proj Desc: This project will complete build out of Sisk Road south of Pelandale Avenue, install new storm drain systems, modify existing Caltrans drainage basin, install new City drainage basin, acquisition of Carl's Jr. property, and install ADA sidewalk/curb ramps.

Proj Stat: Start of design & right-of-way acquisition Fall 2019.

Revenues	Budget	Actuals+Commit	Available	Prop. Inc./Dec. for 20-21	Bud + Prop. Incr/Decr	Avail.+ Prop. Incr/Decr	21-22	22-23	23-24	24-25	Total Budgeted up to 2025
42110 Intergov - State - CA Department of Transportation	4,336,000	0	4,336,000	0	4,336,000	4,336,000	0	0	0	0	4,336,000
63410 Transfer In from Fund 3410	954,363	41,632	912,731	0	954,363	912,731	0	0	0	0	954,363
Revenue Totals:	5,290,363	41,632	5,248,731	0	5,290,363	5,248,731	0	0	0	0	5,875,363

Expenditures	Budget	Actual+Commit	Available	Prop. Inc./Dec. for 20-21	Budget+Prop. Inc./Dec.	Avail.+Prop. Inc./Dec.	21-22	22-23	23-24	24-25	Total Budgeted up to 2025
CA Construction Admin	0	130	-130	0	0	-130	0	0	0	0	0
CC Consultant Charges	197,368	0	197,368	0	197,368	197,368	0	0	0	0	197,368
CC-STIP-LA-R/W Capital CC-STIP-LA-RWCapital	5,000	0	5,000	0	5,000	5,000	0	0	0	0	5,000
CC-STIP-LA-R/W Support CC-STIP-LA-RWSupport	86,800	0	86,800	0	86,800	86,800	0	0	0	0	86,800
CC-STIP-UC-R/W Support CC-STIP-UC-RWSupport	26,000	0	26,000	0	26,000	26,000	0	0	0	0	26,000
EDA Eng/Design/Admin	756,995	46,818	710,177	0	756,995	710,177	0	0	0	0	756,995
EDA-CFF Eng/Design/Admin-CFF	0	8,518	-8,518	0	0	-8,518	0	0	0	0	0
LA Land Acquistion	0	0	0	0	0	0	0	0	0	0	0
LA-STIP-R/W Capital LA-STIP-R/W Capital	3,856,000	0	3,856,000	0	3,856,000	3,856,000	0	0	0	0	3,856,000
LA-STIP-R/W Support LA-STIP-R/W Support	357,200	0	357,200	0	357,200	357,200	0	0	0	0	357,200
UC-STIP-R/W Capital UC-STIP-R/W Capital	30,000	0	30,000	0	30,000	30,000	0	0	0	0	30,000
UC-STIP-R/W-Support UC-STIP-R/W-Support	5,000	0	5,000	0	5,000	5,000	0	0	0	0	5,000
Expenditure Totals:	5,320,363	55,467	5,264,896	0	5,320,363	5,264,896	0	0	0	0	5,320,363

Fund Balance Required	Budget+Prop. Inc./Dec.	Available+Prop. Inc./Dec.
Capital Grants - Streets CIP Projects-3160	30,000	16,166

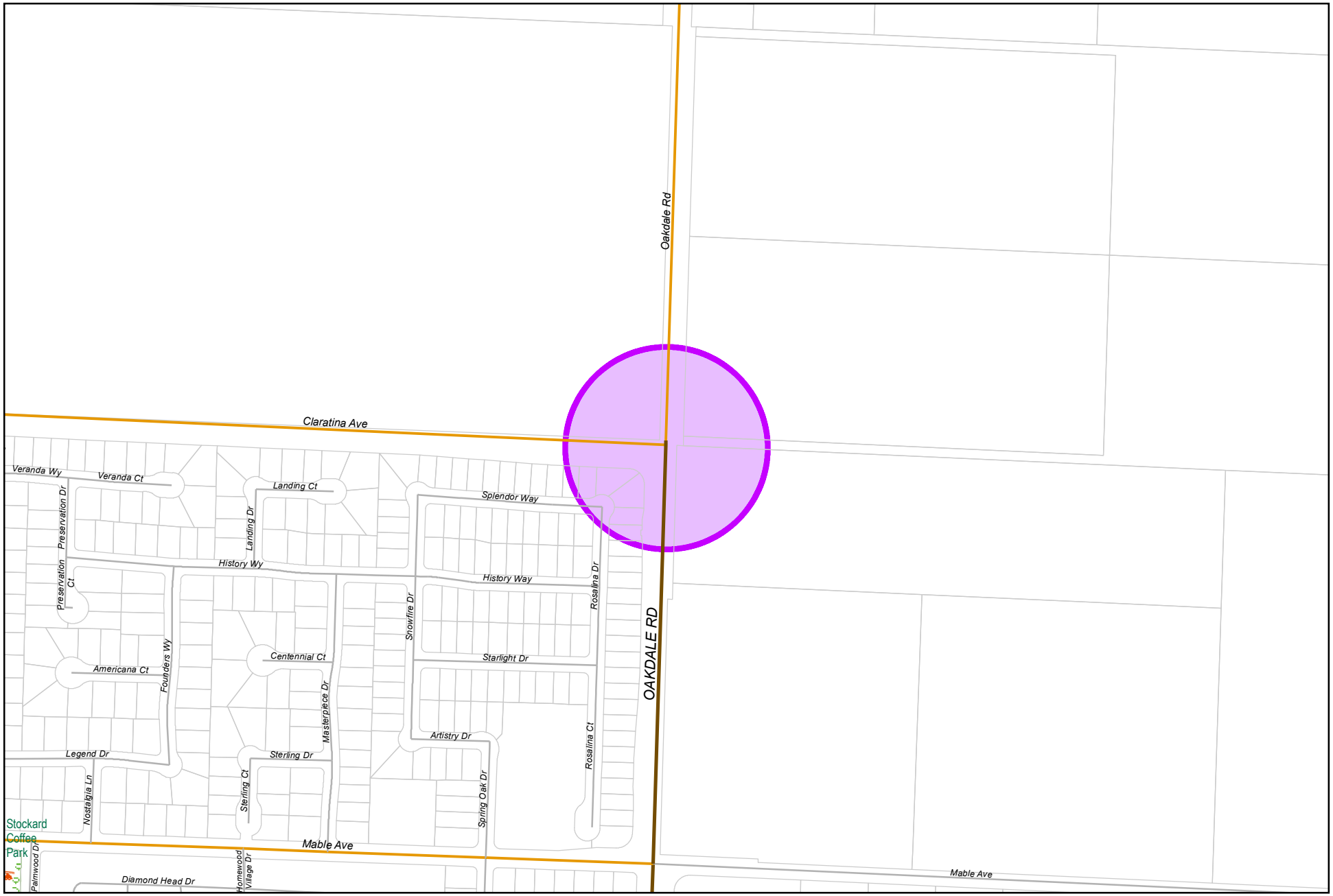

0 387.5 775
Feet

City of Modesto

Project #: 101066

PW - New Traffic Signal Oakdale at Claratina

MODESTO CALIFORNIA

PW - New Traffic Signal Oakdale at Claratina-FHWA-CalTrans-HSIPL-5059(227)-2017-20.205 HWY Planning and Con

101066

Capital Unsponsored

Cost Center:	59999	*Category:*	Traffic Circulation	*Start Date:*	2017
Hosting Fund:	Capital Grants - Streets CIP Projects-3160	*Type Class:*	Traffic Control Devices	*End Date:*	2022
Element Listing:	Comm Dev	*Area:*	Within City	*Status:*	Active
Classification:	Improvements	*Manager:*	Collins, Scott	*Const. Code:*	New or Future

Proj Desc: This project will install a traffic signal at the Oakdale Road and Claratina Avenue intersection.

Proj Stat: Design is 10% complete

Revenues	Budget	Actuals+Commit	Available	Prop. Inc./Dec. for 20-21	Bud + Prop. Incr/Decr	Avail.+ Prop. Incr/Decr	21-22	22-23	23-24	24-25	Total Budgeted up to 2025
42110 Intergov - State - CA Department of Transportation	60,000	14,061	45,939	0	60,000	45,939	0	0	0	0	60,000
Revenue Totals:	60,000	14,061	45,939	0	60,000	45,939	0	0	0	0	60,000

Expenditures	Budget	Actual+Commit	Available	Prop. Inc./Dec. for 20-21	Budget+Prop. Inc./Dec.	Avail.+Prop. Inc./Dec.	21-22	22-23	23-24	24-25	Total Budgeted up to 2025
CA Construction Admin	0	0	0	0	0	0	0	0	0	0	0
EDA Eng/Design/Admin	60,000	17,400	42,600	0	60,000	42,600	0	0	0	0	60,000
Expenditure Totals:	60,000	17,400	42,600	0	60,000	42,600	0	0	0	0	60,000

Fund Balance Required	Budget+Prop. Inc./Dec.	Available+Prop. Inc./Dec.
Capital Grants - Streets CIP Projects-3160	0	-3,339

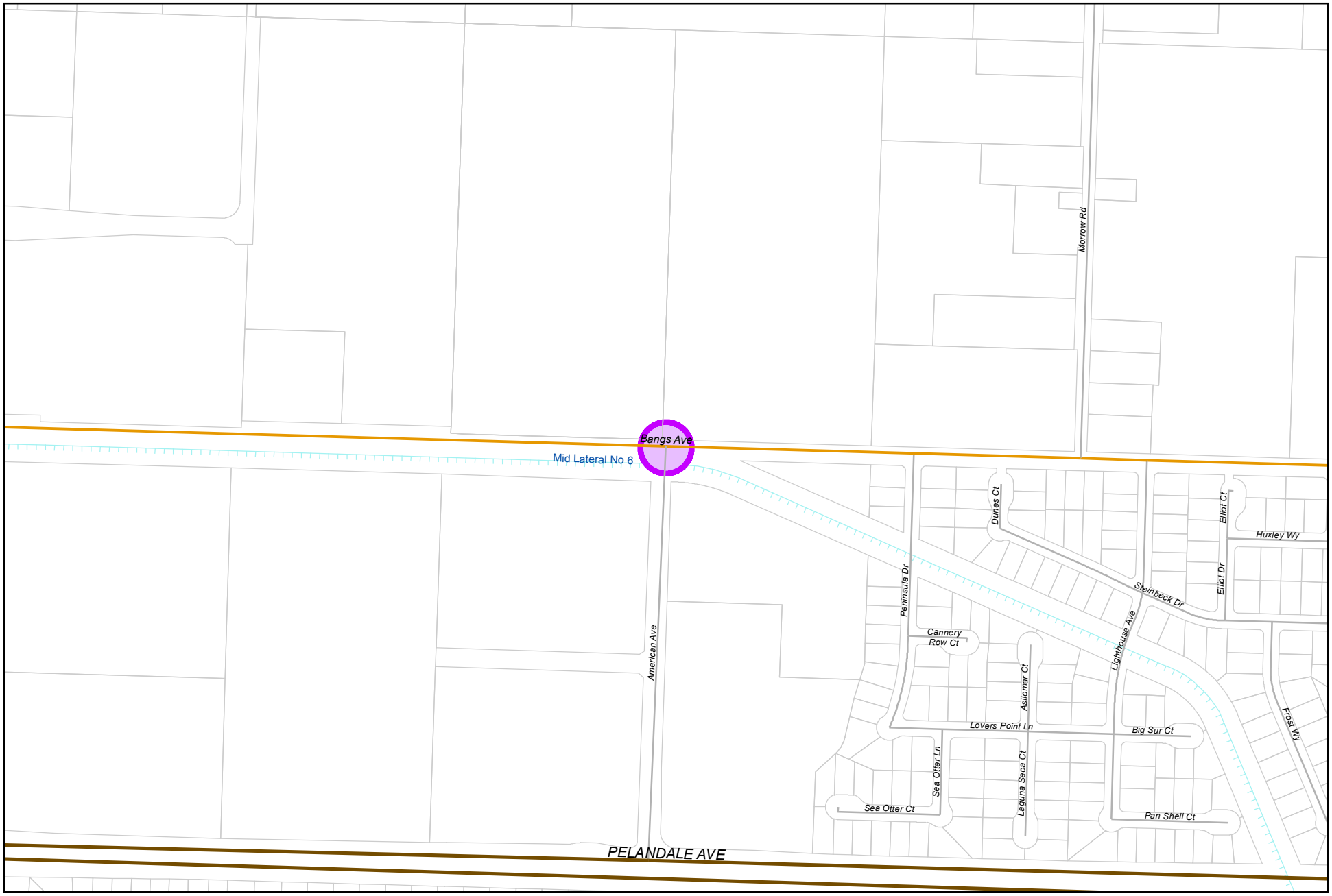

0 387.5 775
Feet

City of Modesto

Project #: 101072

CED - American Avenue/Bangs Avenue Intersection Improvements - CAP

MODESTO CALIFORNIA

CED - American Avenue/Bangs Avenue Intersection Improvements - CAP 101072

Capital Unsponsored

Cost Center:	14999	*Category:*	CFD Road Improvements	*Start Date:*	
Hosting Fund:	Kiernan Business Park East #2 CFD Fund - Capital	*Type Class:*	CFD Road Improvements	*End Date:*	
Element Listing:	Comm Growth	*Area:*	Kiernan Business Park	*Status:*	Active
Classification:	Improvements	*Manager:*	Narayan, Jessica A	*Const. Code:*	Not Awarded

Proj Desc: This project will construct either a signalized intersection or a roundabout at the intersection of American Avenue and Bangs Avenue. Pursuant to the Development Agreement between the City of Modesto and Kaiser Permanente Hospitals (last amended in May 2008), Kaiser is required to construct the American/Bangs intersection prior to occupancy of structures in its Planning Phase B development. In the event the intersection is constructed by a third party, Kaiser is required to contribute or reimburse a negotiated share of the construction costs. In 2007, Kaiser deposited $1,727,717 with the City as the City's match monies for the Kiernan/Dale intersection project (Project #100459). The balance remaining in Project #100459 ($316,837) was transferred to Project #100837 and will be applied toward Kaiser's negotiated share of the intersection improvements. The balance of this project will be funded by Kiernan Business Park East, Kiernan Business Park South and, possibly, Kaiser. This Project #101072 will replace Project #100837 previous held in fund 3212.

Proj Stat: Project is currently on hold.

Revenues	Budget	Actuals+Commit	Available	Prop. Inc./Dec. for 20-21	Bud + Prop. Incr/Decr	Avail.+ Prop. Incr/Decr	21-22	22-23	23-24	24-25	Total Budgeted up to 2025
42160 Intergov - State - Kaiser	300,874	300,875	-1	0	300,874	-1	0	0	0	0	300,874
Revenue Totals:	300,874	300,875	-1	0	300,874	-1	0	0	0	0	300,874

Expenditures	Budget	Actual+Commit	Available	Prop. Inc./Dec. for 20-21	Budget+Prop. Inc./Dec.	Avail.+Prop. Inc./Dec.	21-22	22-23	23-24	24-25	Total Budgeted up to 2025
EDA Eng/Design/Admin	300,874	0	300,874	0	300,874	300,874	0	0	0	0	300,874
Expenditure Totals:	300,874	0	300,874	0	300,874	300,874	0	0	0	0	300,874

Fund Balance Required	Budget+Prop. Inc./Dec.	Available+Prop. Inc./Dec.
Kiernan Business Park East #2 CFD Fund - Capital	0	300,875

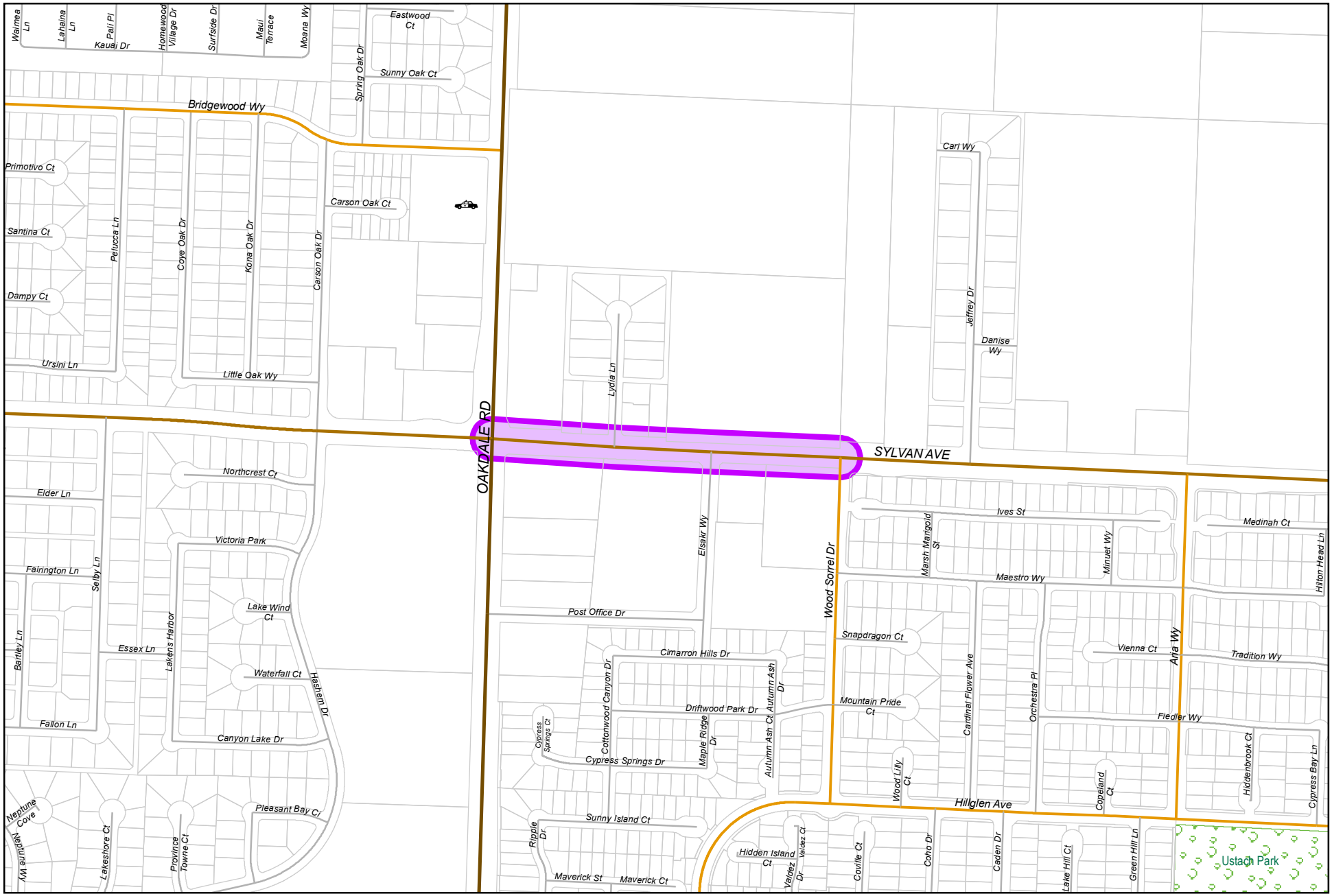

0 462.5 925
Feet

City of Modesto

Project #: 101074

CED - Sylvan So. Bet.Oak/Wood Sorrell

MODESTO CALIFORNIA

CED - Sylvan So. Bet.Oak/Wood Sorrell

101074

Capital Unsponsored

Cost Center:	14999	*Category:*	CFD Road Improvements	*Start Date:*	
Hosting Fund:	Village One #2 CFD Fund - Capital	*Type Class:*	CFD Road Improvements	*End Date:*	
Element Listing:	Comm Svcs & Fac	*Area:*	Village One	*Status:*	Active
Classification:	Improvements	*Manager:*	Soares, Phillip	*Const. Code:*	Not Awarded

Proj Desc: This project provides funding to construct full road improvements along the south side of Sylvan Ave. between Oakdale Rd. and Wood Sorrell. Eliminate the bottleneck on the south side of Sylvan Ave. just east of Bob's Way. A portion of this project was constructed by a developer. Developer will be reimbursed per the terms of the Acquisition and Shortfall agreement with the CFD. Remainder of project includes right-of-way acquisition, utility, utility relocation, and road widening just west of Wood Sorrell. This project is funded with Village One #2 one-time tax money. This project was previously 100093 held in fund 3290.

Proj Stat: Portion of project is complete.

Revenues	Budget	Actuals+Commit	Available	Prop. Inc./Dec. for 20-21	Bud + Prop. Incr/Decr	Avail.+ Prop. Incr/Decr	21-22	22-23	23-24	24-25	Total Budgeted up to 2025
47052 Special Assessments - CFD One-Time Capital Tax	145,700	0	145,700	0	145,700	145,700	0	0	0	0	145,700
Revenue Totals:	145,700	0	145,700	0	145,700	145,700	0	0	0	0	145,700

Expenditures	Budget	Actual+Commit	Available	Prop. Inc./Dec. for 20-21	Budget+Prop. Inc./Dec.	Avail.+Prop. Inc./Dec.	21-22	22-23	23-24	24-25	Total Budgeted up to 2025
CA Construction Admin	128,496	18,496	110,000	0	128,496	110,000	0	0	0	0	128,496
CON Construction	1,170,500	109,700	1,060,800	0	1,170,500	1,060,800	0	0	0	0	1,170,500
CTGY-CIP Contingency - CIP	160,000	0	160,000	0	160,000	160,000	0	0	0	0	160,000
EDA Eng/Design/Admin	110,929	928	110,001	0	110,929	110,001	0	0	0	0	110,929
ENV CIP - Environmental	0	0	0	0	0	0	0	0	0	0	0
LA Land Acquistion	60,000	0	60,000	0	60,000	60,000	0	0	0	0	60,000
UE Utility and EIR	110,000	0	110,000	0	110,000	110,000	0	0	0	0	110,000
Expenditure Totals:	1,739,925	129,124	1,610,801	0	1,739,925	1,610,801	0	0	0	0	1,739,925

Fund Balance Required	Budget+Prop. Inc./Dec.	Available+Prop. Inc./Dec.
Village One #2 CFD Fund - Capital	1,594,225	1,465,101

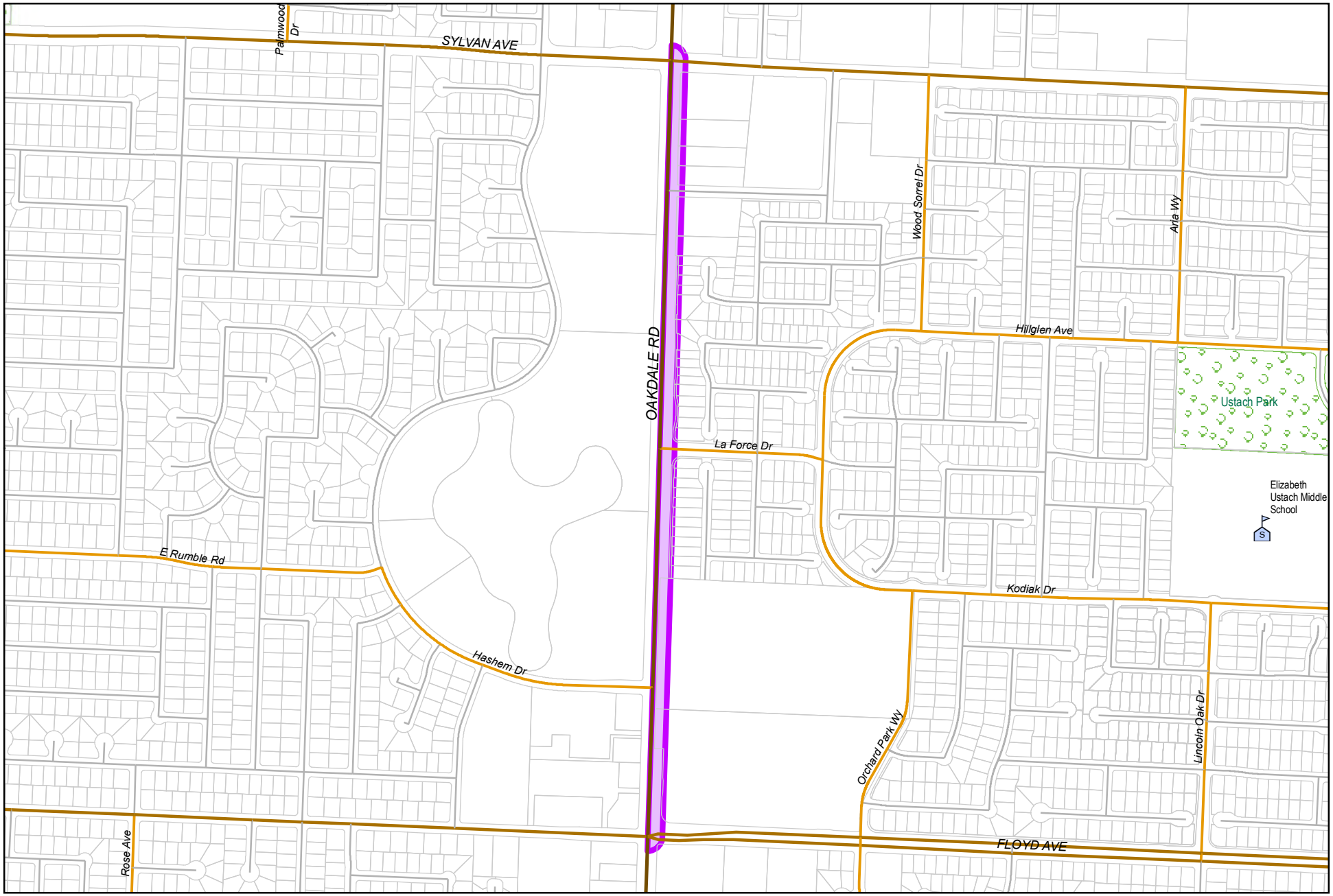

0 600 1,200
Feet

City of Modesto

Project #: 101075

CED - Oakdale Rd from Floyd to Sylvan

MODESTO CALIFORNIA

CED - Oakdale Rd from Floyd to Sylvan

101075

Capital Unsponsored

Cost Center:	14999	*Category:*	CFD Road Improvements	*Start Date:*	
Hosting Fund:	Village One #2 CFD Fund - Capital	*Type Class:*	CFD Road Improvements	*End Date:*	
Element Listing:	Comm Svcs & Fac	*Area:*	Village One	*Status:*	Active
Classification:	Improvements	*Manager:*	Dion, Victoria Michelle	*Const. Code:*	Not Awarded

Proj Desc: This project will provide funding to construct full road improvements along the east side of Oakdale Road from Floyd Ave. to Sylvan Ave. including the installation of a landscaped median. A portion of this project was constructed by a developer. The developer was reimbursed per the terms set forth in the Acquisition and Shortfall Agreement with the CFD. This project was previously project 100098 held in fund 3290.

Proj Stat: Survey work has been completed. Design parameters remain in question. Right-of-way acquisition and utility relocation are required.

Expenditures	Budget	Actual+Commit	Available	Prop. Inc./Dec. for 20-21	Budget+Prop. Inc./Dec.	Avail.+Prop. Inc./Dec.	21-22	22-23	23-24	24-25	Total Budgeted up to 2025
CA Construction Admin	190,218	25,218	165,000	0	190,218	165,000	0	0	0	0	190,218
CON Construction	1,992,819	337,819	1,655,000	0	1,992,819	1,655,000	0	0	0	0	1,992,819
CTGY-CIP Contingency - CIP	248,000	0	248,000	0	248,000	248,000	0	0	0	0	248,000
DR Develop Reimburse	2,635,322	0	2,635,322	0	2,635,322	2,635,322	0	0	0	0	2,635,322
EDA Eng/Design/Admin	388,801	138,834	249,967	0	388,801	249,967	0	0	0	0	388,801
ENV CIP - Environmental	50,000	0	50,000	0	50,000	50,000	0	0	0	0	50,000
LA Land Acquistion	373,131	76,131	297,000	0	373,131	297,000	0	0	0	0	373,131
UE Utility and EIR	0	0	0	0	0	0	0	0	0	0	0
Expenditure Totals:	5,878,291	578,003	5,300,288	0	5,878,291	5,300,288	0	0	0	0	5,878,291

Fund Balance Required	Budget+Prop. Inc./Dec.	Available+Prop. Inc./Dec.
Village One #2 CFD Fund - Capital	5,878,291	5,300,288

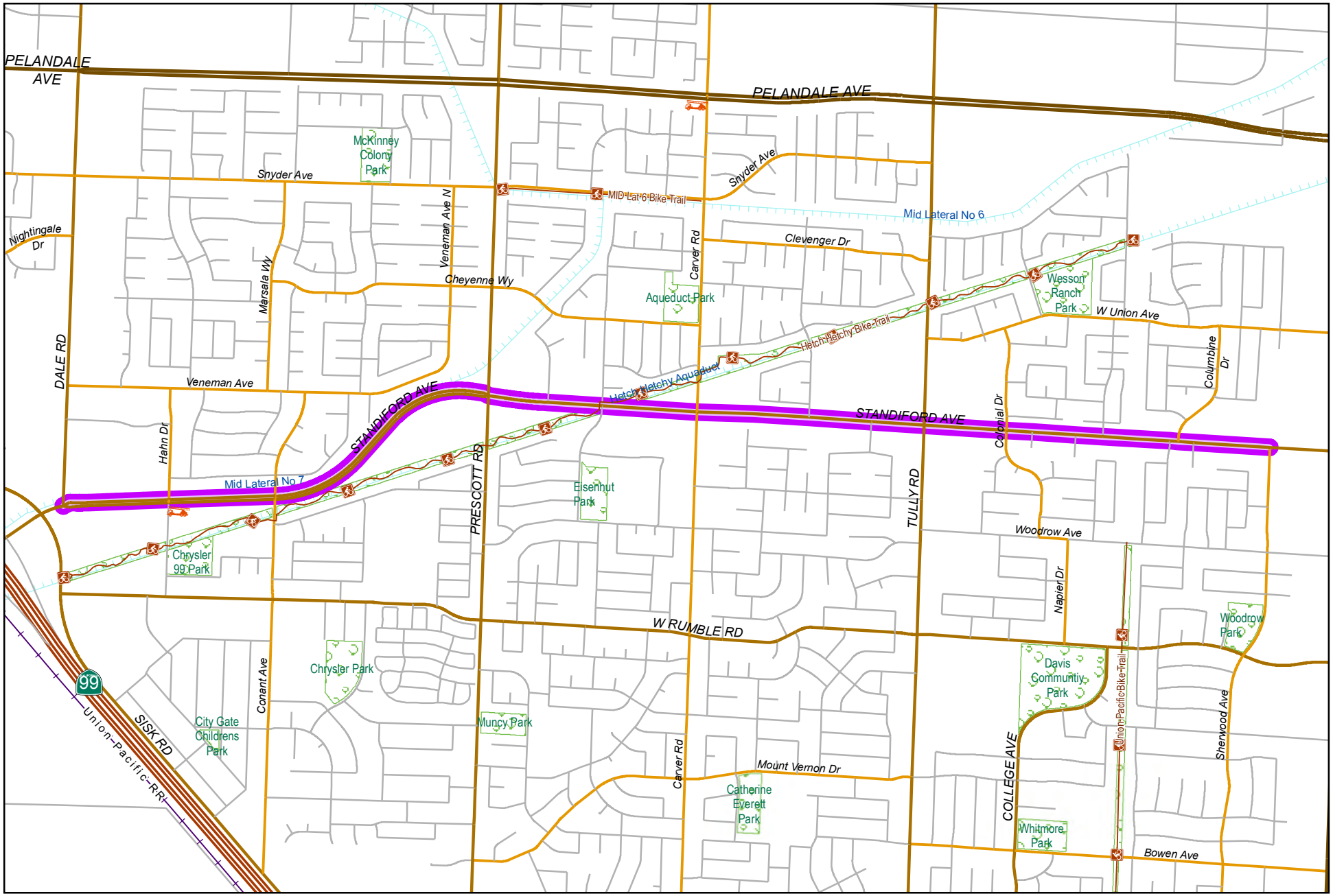

0 1,500 3,000
Feet

City of Modesto

Project #: 101088

CED - Standiford Ave. Pavement Rehab

MODESTO CALIFORNIA

CED - Standiford Ave. Pavement Rehab

101088

Capital Unsponsored

Cost Center: 14999
Hosting Fund: Measure L - Capital Projects-3300
Element Listing: Comm Svcs & Fac
Classification: Maintenance

Category: Traffic Circulation
Type Class: Maintenance
Area: Within City
Manager: Soares, Phillip A

Start Date:
End Date:
Status: Active
Const. Code: Construction Completed

Proj Desc: This project will provide pavement rehabilitation from Standiford Avenue between Dale Road and Sherwood Avenue

Proj Stat: Construction is complete. Anticipate Council acceptance Spring 2020.

Revenues	Budget	Actuals+Commit	Available	Prop. Inc./Dec. for 20-21	Bud + Prop. Incr/Decr	Avail.+ Prop. Incr/Decr	21-22	22-23	23-24	24-25	Total Budgeted up to 2025
61410 Transfer In from Fund 1410	2,946,415	2,738,969	207,446	0	2,946,415	207,446	0	0	0	0	2,946,415
61420 Transfer in from Fund 1420	389,505	389,505	0	0	389,505	0	0	0	0	0	389,505
Revenue Totals:	3,335,920	3,128,474	207,446	0	3,335,920	207,446	0	0	0	0	3,395,920

Expenditures	Budget	Actual+Commit	Available	Prop. Inc./Dec. for 20-21	Budget+Prop. Inc./Dec.	Avail.+Prop. Inc./Dec.	21-22	22-23	23-24	24-25	Total Budgeted up to 2025
CA Construction Admin	252,620	235,664	16,956	0	252,620	16,956	0	0	0	0	252,620
CC Consultant Charges	47,435	47,435	0	0	47,435	0	0	0	0	0	47,435
CON Construction	2,599,158	2,592,042	7,116	0	2,599,158	7,116	0	0	0	0	2,599,158
CON-SUP CON-SUP	39,000	39,000	0	0	39,000	0	0	0	0	0	39,000
CTGY-CIP Contingency - CIP	220,142	131,491	88,651	0	220,142	88,651	0	0	0	0	220,142
EDA Eng/Design/Admin	177,565	153,827	23,738	0	177,565	23,738	0	0	0	0	177,565
Expenditure Totals:	3,335,920	3,199,459	136,461	0	3,335,920	136,461	0	0	0	0	3,335,920

Fund Balance Required	Budget+Prop. Inc./Dec.	Available+Prop. Inc./Dec.
Measure L - Capital Projects-3300	0	-70,985

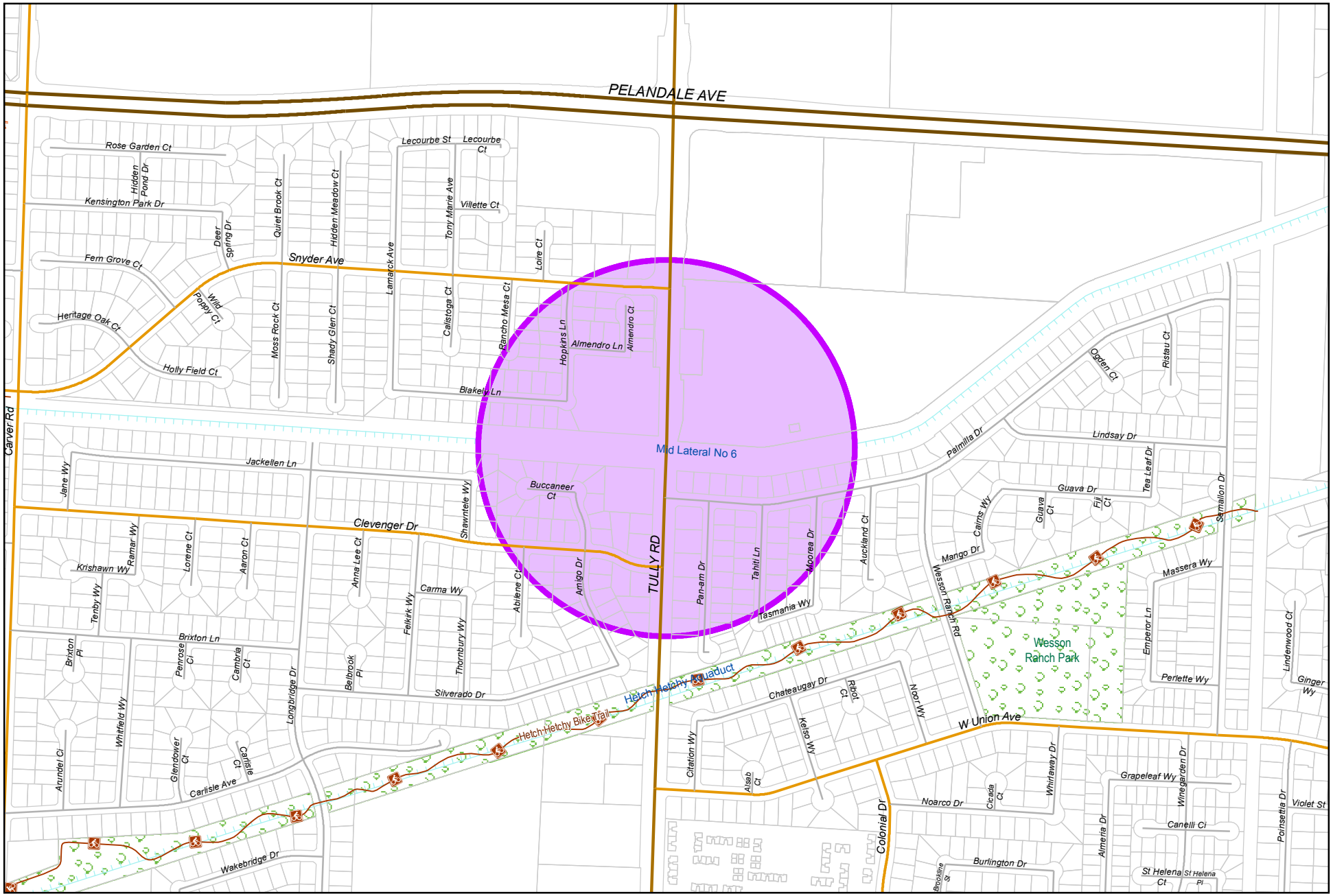

0 500 1,000
Feet

City of Modesto

Project #: 101089

CED - Tully Rd. Safety Improvement Project

MODESTO CALIFORNIA

CED - Tully Rd. Safety Improvement Project

101089

Capital Unsponsored

Cost Center:	14999	*Category:*	Traffic Circulation	*Start Date:*	
Hosting Fund:	Measure L - Capital Projects-3300	*Type Class:*	Maintenance	*End Date:*	
Element Listing:	Comm Svcs & Fac	*Area:*	Within City	*Status:*	Active
Classification:	Improvements	*Manager:*	Sandhu, Sandeep	*Const. Code:*	New or Future

Proj Desc: This project will provide a safe method for pedestrians and bicyclist to cross Tully Road located approximately 1,520 feet south of the intersection of Pelandale Avenue

Proj Stat: Design is 80% complete. Anticipate bidding with Carver/Bangs (101073).

Revenues	Budget	Actuals+Commit	Available	Prop. Inc./Dec. for 20-21	Bud + Prop. Incr/Decr	Avail.+ Prop. Incr/Decr	21-22	22-23	23-24	24-25	Total Budgeted up to 2025
61410 Transfer In from Fund 1410	511,183	23,887	487,296	0	511,183	487,296	0	0	0	0	511,183
Revenue Totals:	511,183	23,887	487,296	0	511,183	487,296	0	0	0	0	511,183

Expenditures	Budget	Actual+Commit	Available	Prop. Inc./Dec. for 20-21	Budget+Prop. Inc./Dec.	Avail.+Prop. Inc./Dec.	21-22	22-23	23-24	24-25	Total Budgeted up to 2025
CA Construction Admin	34,543	0	34,543	0	34,543	34,543	0	0	0	0	34,543
CC Consultant Charges	25,462	25,462	0	0	25,462	0	0	0	0	0	25,462
CON Construction	406,640	0	406,640	0	406,640	406,640	0	0	0	0	406,640
CTGY-CIP Contingency - CIP	10,000	0	10,000	0	10,000	10,000	0	0	0	0	10,000
EDA Eng/Design/Admin	34,538	10,795	23,743	0	34,538	23,743	0	0	0	0	34,538
Expenditure Totals:	511,183	36,257	474,926	0	511,183	474,926	0	0	0	0	511,183

Fund Balance Required	Budget+Prop. Inc./Dec.	Available+Prop. Inc./Dec.
Measure L - Capital Projects-3300	0	-12,370

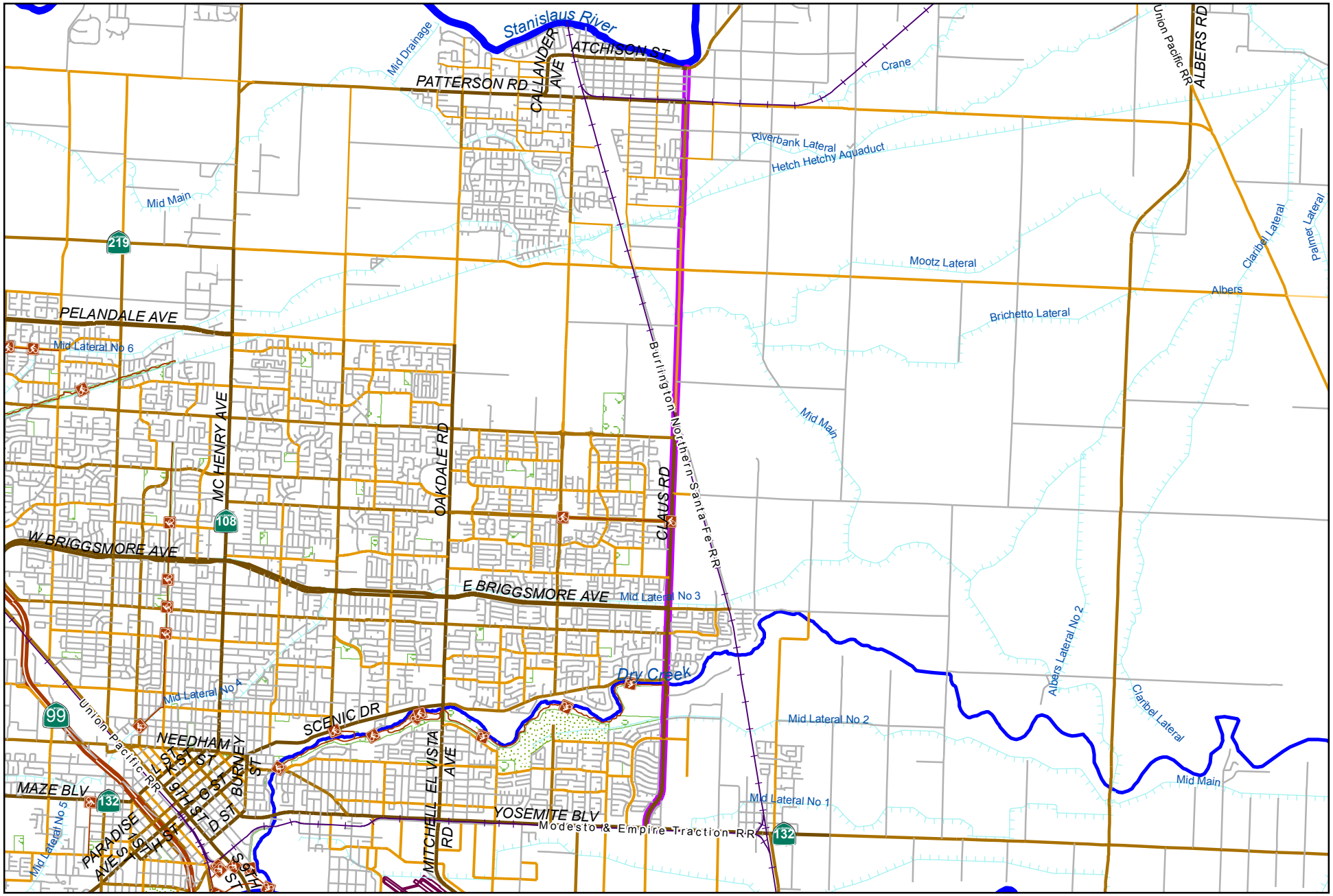

0 5,500 11,000
Feet

City of Modesto

Project #: 101118

CED - Claus Road Pavement Rehabilitation - Phase II

MODESTO CALIFORNIA

CED - Claus Road Pavement Rehabilitation - Phase II

101118

Capital Unsponsored

Cost Center:	14999	*Category:*	Traffic Circulation	*Start Date:*	
Hosting Fund:	Measure L - Capital Projects-3300	*Type Class:*	Maintenance	*End Date:*	
Element Listing:	Comm Dev	*Area:*	Within City	*Status:*	Active
Classification:	Improvements	*Manager:*	Sacuskie, Michael Wayne	*Const. Code:*	Construction Completed

Proj Desc: Pavement rehabilitation, new striping and vehicle detection cameras 800' north of Sylvan Ave. to approx. 600' north of Briggsmore Ave.

Proj Stat: Construction complete Summer 2019. Accept Council approval Spring 2020.

Revenues	Budget	Actuals+Commit	Available	Prop. Inc./Dec. for 20-21	Bud + Prop. Incr/Decr	Avail.+ Prop. Incr/Decr	21-22	22-23	23-24	24-25	Total Budgeted up to 2025
61410 Transfer In from Fund 1410	1,443,773	1,169,059	274,714	0	1,443,773	274,714	0	0	0	0	1,443,773
Revenue Totals:	1,443,773	1,169,059	274,714	0	1,443,773	274,714	0	0	0	0	1,443,773

Expenditures	Budget	Actual+Commit	Available	Prop. Inc./Dec. for 20-21	Budget+Prop. Inc./Dec.	Avail.+Prop. Inc./Dec.	21-22	22-23	23-24	24-25	Total Budgeted up to 2025
CA Construction Admin	171,010	39,462	131,548	0	171,010	131,548	0	0	0	0	171,010
CON Construction	1,044,120	1,036,443	7,677	0	1,044,120	7,677	0	0	0	0	1,044,120
CTGY-CIP Contingency - CIP	103,643	0	103,643	0	103,643	103,643	0	0	0	0	103,643
EDA Eng/Design/Admin	125,000	101,502	23,498	0	125,000	23,498	0	0	0	0	125,000
Expenditure Totals:	1,443,773	1,177,407	266,366	0	1,443,773	266,366	0	0	0	0	1,443,773

Fund Balance Required	Budget+Prop. Inc./Dec.	Available+Prop. Inc./Dec.
Measure L - Capital Projects-3300	0	-8,348

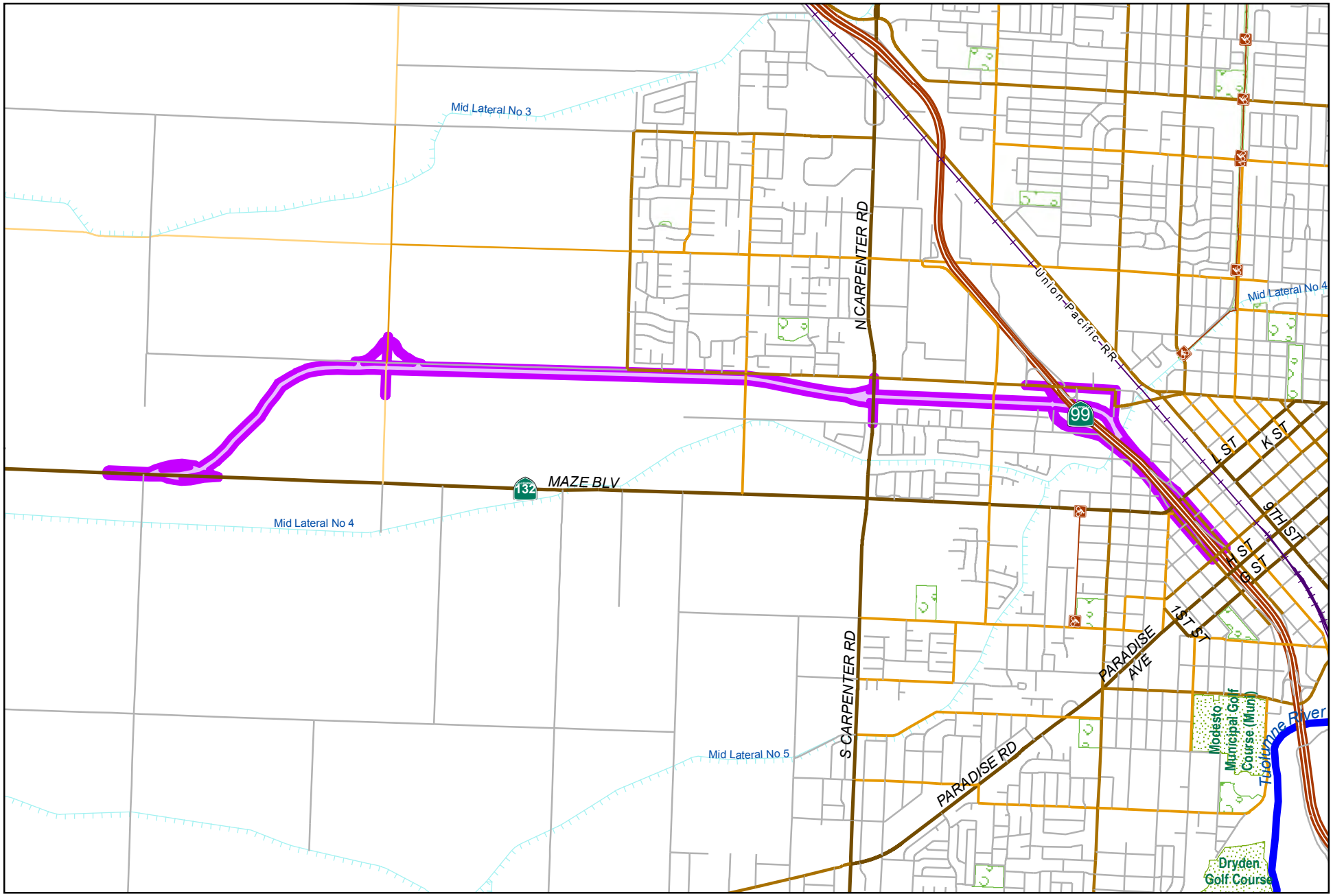

0 2,650 5,300
Feet

City of Modesto

Project #: 101119

CED - State Route 132 West Expressway-CON

MODESTO CALIFORNIA

CED - SR 132 West Expressway - CON-FHWA-CalTrans-TGHPLUL-5059(230)-2019-20.205 HWY Planning and CON 101119

Capital Unsponsored

Cost Center:	CED - Capital Projects-14999	*Category:*	Traffic Circulation	*Start Date:*	
Hosting Fund:	Capital Grants - Streets CIP Projects-3160	*Type Class:*	Expressway Improvements	*End Date:*	
Element Listing:	Comm Dev	*Area:*	System Wide	*Status:*	Active
Classification:	Improvements	*Manager:*	Dion, Victoria Michelle	*Const. Code:*	New or Future

Proj Desc:

Proj Stat:

Revenues	Budget	Actuals+Commit	Available	Prop. Inc./Dec. for 20-21	Bud + Prop. Incr/Decr	Avail.+ Prop. Incr/Decr	21-22	22-23	23-24	24-25	Total Budgeted up to 2025
42110 Intergov - State - CA Department of Transportation	83,811,834	0	83,811,834	0	83,811,834	83,811,834	0	0	0	0	83,811,834
42330 Intergov - Measure L Regional Funds	31,800,000	0	31,800,000	0	31,800,000	31,800,000	0	0	0	0	31,800,000
63410 Transfer In from Fund 3410	9,870,886	0	9,870,886	0	9,870,886	9,870,886	0	0	0	0	9,870,886
Revenue Totals:	125,482,720	0	125,482,720	0	125,482,720	125,482,720	0	0	0	0	126,926,493

Expenditures	Budget	Actual+Commit	Available	Prop. Inc./Dec. for 20-21	Budget+Prop. Inc./Dec.	Avail.+Prop. Inc./Dec.	21-22	22-23	23-24	24-25	Total Budgeted up to 2025
CA-CFF CA-Streets CFF	9,870,886	146,470	9,724,416	0	9,870,886	9,724,416	0	0	0	0	9,870,886
CA-DOKKENML CA-DOKKEN Measure L	1,363,210	1,363,210	0	0	1,363,210	0	0	0	0	0	1,363,210
CA-STAFFML CA-STAFF Measure L	900,000	4,011	895,989	0	900,000	895,989	0	0	0	0	900,000
CA-WSPML CA-WSP Measure L	9,595,033	8,827,966	767,067	0	9,595,033	767,067	0	0	0	0	9,595,033
CON-DEMO CON-DEMO Grant	3,045,056	0	3,045,056	0	3,045,056	3,045,056	0	0	0	0	3,045,056
CON-KERNRIP CON-KERNRIP Grant	3,173,980	0	3,173,980	0	3,173,980	3,173,980	0	0	0	0	3,173,980
CON-ML CON-Measure L	14,517,714	0	14,517,714	0	14,517,714	14,517,714	0	0	0	0	14,517,714
CON-RIP CON-RIP Grant	36,654,024	0	36,654,024	0	36,654,024	36,654,024	0	0	0	0	36,654,024
CON-RSTP CON-RSTP Gratn	3,749,830	0	3,749,830	0	3,749,830	3,749,830	0	0	0	0	3,749,830
CON-SHOPP CON-SHOPP Grant	2,400,000	0	2,400,000	0	2,400,000	2,400,000	0	0	0	0	2,400,000
CON-SUPML CON-SUP Measure L	1,020,000	0	1,020,000	0	1,020,000	1,020,000	0	0	0	0	1,020,000
CON-TCEP CON-TCEP Grant	19,043,878	0	19,043,878	0	19,043,878	19,043,878	0	0	0	0	19,043,878
CON-TIGER CON-TIGER Grant	8,161,662	0	8,161,662	0	8,161,662	8,161,662	0	0	0	0	8,161,662
CTGY-CIP Contingency - CIP	9,074,615	0	9,074,615	0	9,074,615	9,074,615	0	0	0	0	9,074,615
CTGY-PROJECTML CTGY-PROJECTML	2,912,832	168,196	2,744,636	0	2,912,832	2,744,636	0	0	0	0	2,912,832

Expenditure Totals:	125,482,720	10,509,853	114,972,867	0	125,482,720	114,972,867	0	0	0	0	125,482,720

Fund Balance Required	Budget+Prop. Inc./Dec.	Available+Prop. Inc./Dec.
Capital Grants - Streets CIP Projects-3160	0	-10,509,853

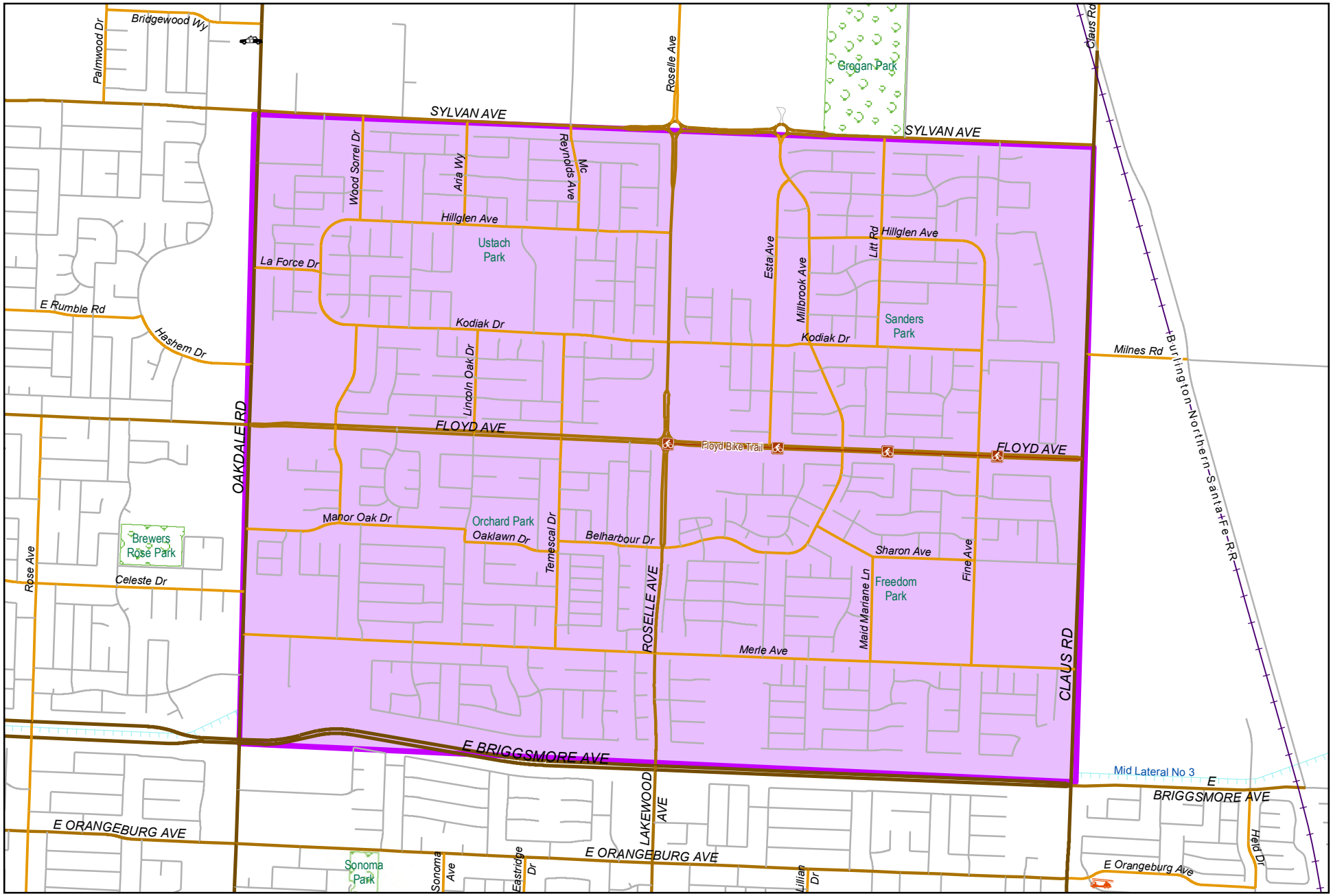

City of Modesto

Project #: 101120

CED - Village One Slurry Seal

CED - Village One Slurry Seal

101120

Capital Unsponsored

Cost Center:	14999	*Category:*	Traffic Circulation	*Start Date:*	
Hosting Fund:	Measure L - Capital Projects-3300	*Type Class:*	Maintenance	*End Date:*	
Element Listing:	Comm Dev	*Area:*	Within City	*Status:*	Active
Classification:	Improvements	*Manager:*	Sacuskie, Michael Wayne	*Const. Code:*	Construction Completed

Proj Desc: Slurry seal residential streets within the Village One Area.

Proj Stat: Construction complete Fall 2019. Council acceptance anticipated 2020.

Revenues	Budget	Actuals+Commit	Available	Prop. Inc./Dec. for 20-21	Bud + Prop. Incr/Decr	Avail.+ Prop. Incr/Decr	21-22	22-23	23-24	24-25	Total Budgeted up to 2025
61410 Transfer In from Fund 1410	2,762,060	436,626	2,325,434	0	2,762,060	2,325,434	0	0	0	0	2,762,060
Revenue Totals:	2,762,060	436,626	2,325,434	0	2,762,060	2,325,434	0	0	0	0	2,762,060

Expenditures	Budget	Actual+Commit	Available	Prop. Inc./Dec. for 20-21	Budget+Prop. Inc./Dec.	Avail.+Prop. Inc./Dec.	21-22	22-23	23-24	24-25	Total Budgeted up to 2025
CA Construction Admin	276,845	188,204	88,641	0	276,845	88,641	0	0	0	0	276,845
CON Construction	2,094,666	2,094,665	1	0	2,094,666	1	0	0	0	0	2,094,666
CTGY-CIP Contingency - CIP	209,467	48,482	160,985	0	209,467	160,985	0	0	0	0	209,467
EDA Eng/Design/Admin	181,082	157,662	23,420	0	181,082	23,420	0	0	0	0	181,082
Expenditure Totals:	2,762,060	2,489,013	273,047	0	2,762,060	273,047	0	0	0	0	2,762,060

Fund Balance Required	Budget+Prop. Inc./Dec.	Available+Prop. Inc./Dec.
Measure L - Capital Projects-3300	0	-2,052,387

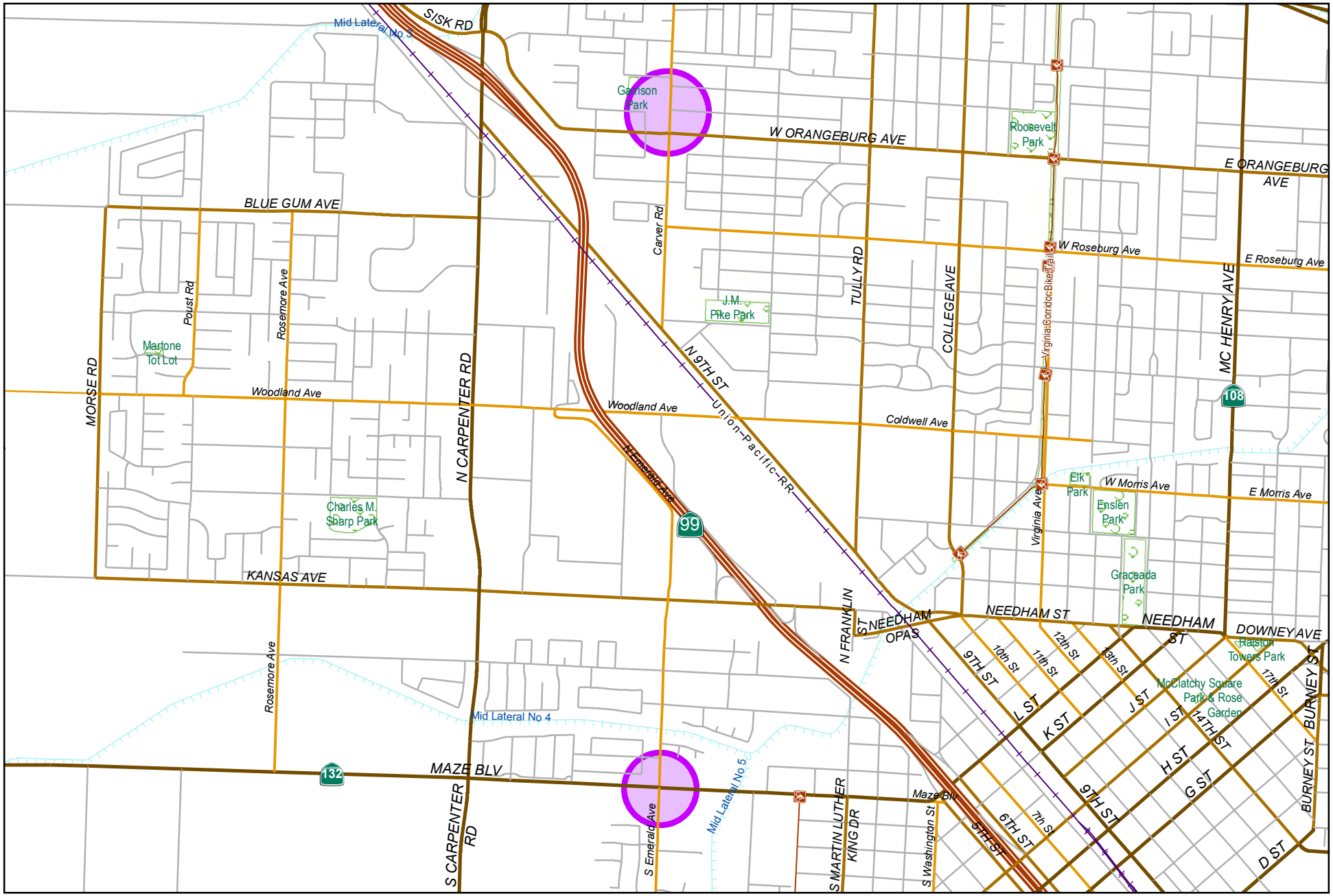

City of Modesto

Project #: 101122

PW - Installation of 2 Rectangular Rapid Flashing Beacons (Carver Rd and Emerald Ave)

0 1,700 3,400
Feet

MODESTO CALIFORNIA

PW - Installation of 2 Rectangular Rapid Flashing Beacons (Carver Rd and Emerald Ave) 101122

Capital Unsponsored

Cost Center:	59999	*Category:*	Traffic Circulation	*Start Date:*	2018
Hosting Fund:	Measure L - Capital Projects-3300	*Type Class:*	Traffic Control Devices	*End Date:*	2021
Element Listing:	Public Safety	*Area:*	Within City	*Status:*	Active
Classification:	Improvements	*Manager:*	Collins, Scott R	*Const. Code:*	New or Future

Proj Desc: Install rectangular rapid flashing beacons at Carver/Teresa and Emerald Ave. South of Maze Blvd.

Proj Stat: Finalizing design to go out to bid.

Revenues	Budget	Actuals+Commit	Available	Prop. Inc./Dec. for 20-21	Bud + Prop. Incr/Decr	Avail.+ Prop. Incr/Decr	21-22	22-23	23-24	24-25	Total Budgeted up to 2025
61410 Transfer In from Fund 1410	200,000	9,915	190,085	0	200,000	190,085	0	0	0	0	200,000
Revenue Totals:	200,000	9,915	190,085	0	200,000	190,085	0	0	0	0	200,000

Expenditures	Budget	Actual+Commit	Available	Prop. Inc./Dec. for 20-21	Budget+Prop. Inc./Dec.	Avail.+Prop. Inc./Dec.	21-22	22-23	23-24	24-25	Total Budgeted up to 2025
CA Construction Admin	0	0	0	24,782	24,782	24,782	0	0	0	0	24,782
CON Construction	190,000	0	190,000	-39,802	150,198	150,198	0	0	0	0	150,198
CTGY-CIP Contingency - CIP	0	0	0	15,020	15,020	15,020	0	0	0	0	15,020
EDA Eng/Design/Admin	10,000	9,915	85	0	10,000	85	0	0	0	0	10,000
Expenditure Totals:	200,000	9,915	190,085	0	200,000	190,085	0	0	0	0	200,000

Fund Balance Required	Budget+Prop. Inc./Dec.	Available+Prop. Inc./Dec.
Measure L - Capital Projects-3300	0	0

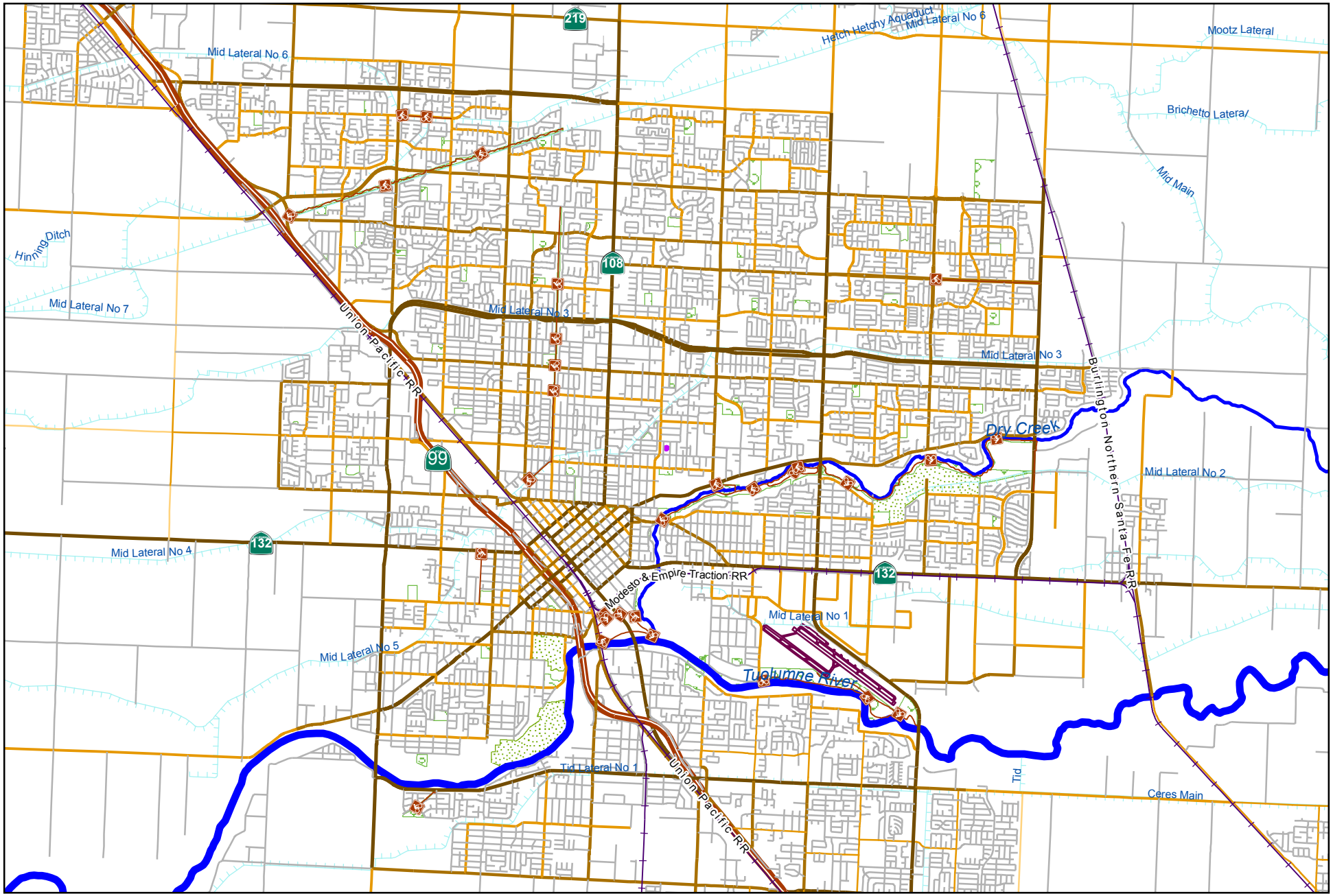

0 5,500 11,000
Feet

City of Modesto

Project #: 101123

PW - Fiber Drop Traffic Signal Cabinet

MODESTO CALIFORNIA

PW - Fiber Drop Traffic Signal Cabinet

101123

Capital Unsponsored

Cost Center:	59999	*Category:*	Traffic Circulation	*Start Date:*	2018
Hosting Fund:	Measure L - Capital Projects-3300	*Type Class:*	Traffic Signal Coordination	*End Date:*	2022
Element Listing:	Comm Dev	*Area:*	Within City	*Status:*	Active
Classification:	Improvements	*Manager:*	Collins, Scott R	*Const. Code:*	New or Future

Proj Desc: Cut and splice onto existing fiber optic back bone. Bringing fiber optic cable into traffic signal cabinets along Briggmore, Standiford/Sylvan, and Oakdale.

Proj Stat: Currently in the design phase

Revenues	Budget	Actuals+Commit	Available	Prop. Inc./Dec. for 20-21	Bud + Prop. Incr/Decr	Avail.+ Prop. Incr/Decr	21-22	22-23	23-24	24-25	Total Budgeted up to 2025
61410 Transfer In from Fund 1410	560,000	156	559,844	0	560,000	559,844	0	0	0	0	560,000
Revenue Totals:	560,000	156	559,844	0	560,000	559,844	0	0	0	0	560,000

Expenditures	Budget	Actual+Commit	Available	Prop. Inc./Dec. for 20-21	Budget+Prop. Inc./Dec.	Avail.+Prop. Inc./Dec.	21-22	22-23	23-24	24-25	Total Budgeted up to 2025
CON Construction	535,000	0	535,000	0	535,000	535,000	0	0	0	0	535,000
EDA Eng/Design/Admin	25,000	156	24,844	0	25,000	24,844	0	0	0	0	25,000
Expenditure Totals:	560,000	156	559,844	0	560,000	559,844	0	0	0	0	560,000

Fund Balance Required	Budget+Prop. Inc./Dec.	Available+Prop. Inc./Dec.
Measure L - Capital Projects-3300	0	0

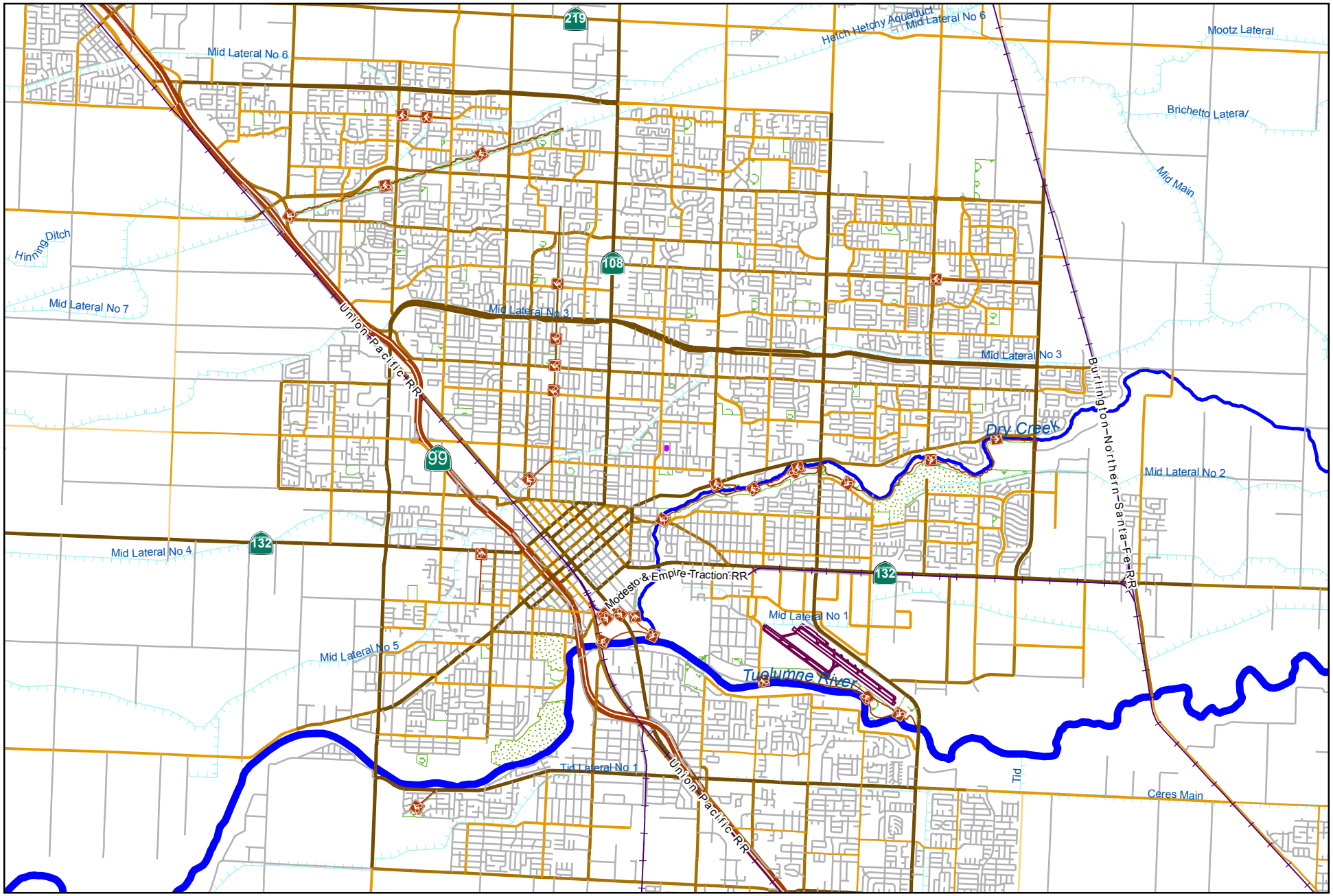

0 5,500 11,000
Feet

City of Modesto

Project #: 101124

PW - Replace 35 Obsolete Traffic Controllers

MODESTO CALIFORNIA

PW - Replace 35 Obsolete Traffic Controllers

101124

Capital Unsponsored

Cost Center:	59999	*Category:*	Traffic Circulation	*Start Date:*	2018
Hosting Fund:	Measure L - Capital Projects-3300	*Type Class:*	Traffic Control Devices	*End Date:*	2022
Element Listing:	Comm Svcs & Fac	*Area:*	Within City	*Status:*	Active
Classification:	Replacement	*Manager:*	Collins, Scott R	*Const. Code:*	New or Future

Proj Desc: Order and install needed traffic controllers, cards to upgrade exisitng 2070s to 2070LX, and ethernet switches.

Proj Stat: Purchase order being placed with Finance

Revenues	Budget	Actuals+Commit	Available	Prop. Inc./Dec. for 20-21	Bud + Prop. Incr/Decr	Avail.+ Prop. Incr/Decr	21-22	22-23	23-24	24-25	Total Budgeted up to 2025
61410 Transfer In from Fund 1410	178,250	130,449	47,801	0	178,250	47,801	0	0	0	0	178,250
Revenue Totals:	178,250	130,449	47,801	0	178,250	47,801	0	0	0	0	178,250

Expenditures	Budget	Actual+Commit	Available	Prop. Inc./Dec. for 20-21	Budget+Prop. Inc./Dec.	Avail.+Prop. Inc./Dec.	21-22	22-23	23-24	24-25	Total Budgeted up to 2025
EDA Eng/Design/Admin	178,250	150,149	28,101	0	178,250	28,101	0	0	0	0	178,250
Expenditure Totals:	178,250	150,149	28,101	0	178,250	28,101	0	0	0	0	178,250

Fund Balance Required	Budget+Prop. Inc./Dec.	Available+Prop. Inc./Dec.
Measure L - Capital Projects-3300	0	-19,700

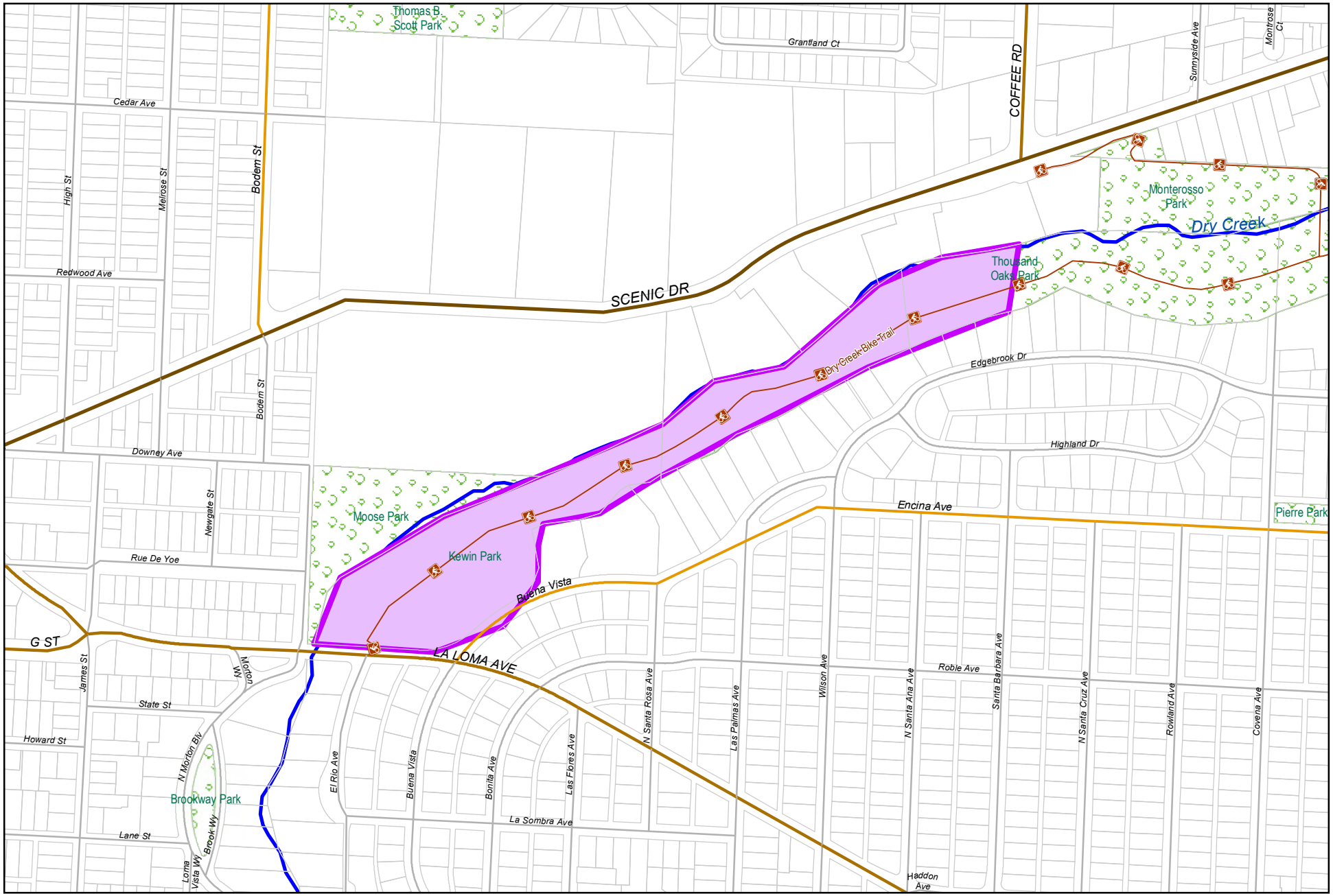

0 462.5 925
Feet

City of Modesto

Project #: 101126

CED - Dry Creek Trail Maintenance

MODESTO CALIFORNIA

CED - Dry Creek Trail Maintenance

101126

Capital Unsponsored

Cost Center:	14999	*Category:*	Traffic Circulation	*Start Date:*	
Hosting Fund:	Measure L - Capital Projects-3300	*Type Class:*	Maintenance	*End Date:*	
Element Listing:	Comm Dev	*Area:*	Within City	*Status:*	Active
Classification:	Improvements	*Manager:*	Sacuskie, Michael Wayne	*Const. Code:*	Under Construction

Proj Desc: Pavement Rehabilitation, shoulder improvements, ADA upgrades and new striping from La Loma Ave. to 1000 Oaks - Lift Station.

Proj Stat: Contract awarded 01.14.20. Construction anticipated Summer 2020 w/ 101040.

Revenues	Budget	Actuals+Commit	Available	Prop. Inc./Dec. for 20-21	Bud + Prop. Incr/Decr	Avail.+ Prop. Incr/Decr	21-22	22-23	23-24	24-25	Total Budgeted up to 2025
61410 Transfer In from Fund 1410	685,000	96,243	588,757	0	685,000	588,757	0	0	0	0	685,000
Revenue Totals:	685,000	96,243	588,757	0	685,000	588,757	0	0	0	0	685,000

Expenditures	Budget	Actual+Commit	Available	Prop. Inc./Dec. for 20-21	Budget+Prop. Inc./Dec.	Avail.+Prop. Inc./Dec.	21-22	22-23	23-24	24-25	Total Budgeted up to 2025
CON Construction	593,667	0	593,667	0	593,667	593,667	0	0	0	0	593,667
EDA Eng/Design/Admin	91,333	98,328	-6,995	0	91,333	-6,995	0	0	0	0	91,333
Expenditure Totals:	685,000	98,328	586,672	0	685,000	586,672	0	0	0	0	685,000

Fund Balance Required	Budget+Prop. Inc./Dec.	Available+Prop. Inc./Dec.
Measure L - Capital Projects-3300	0	-2,086

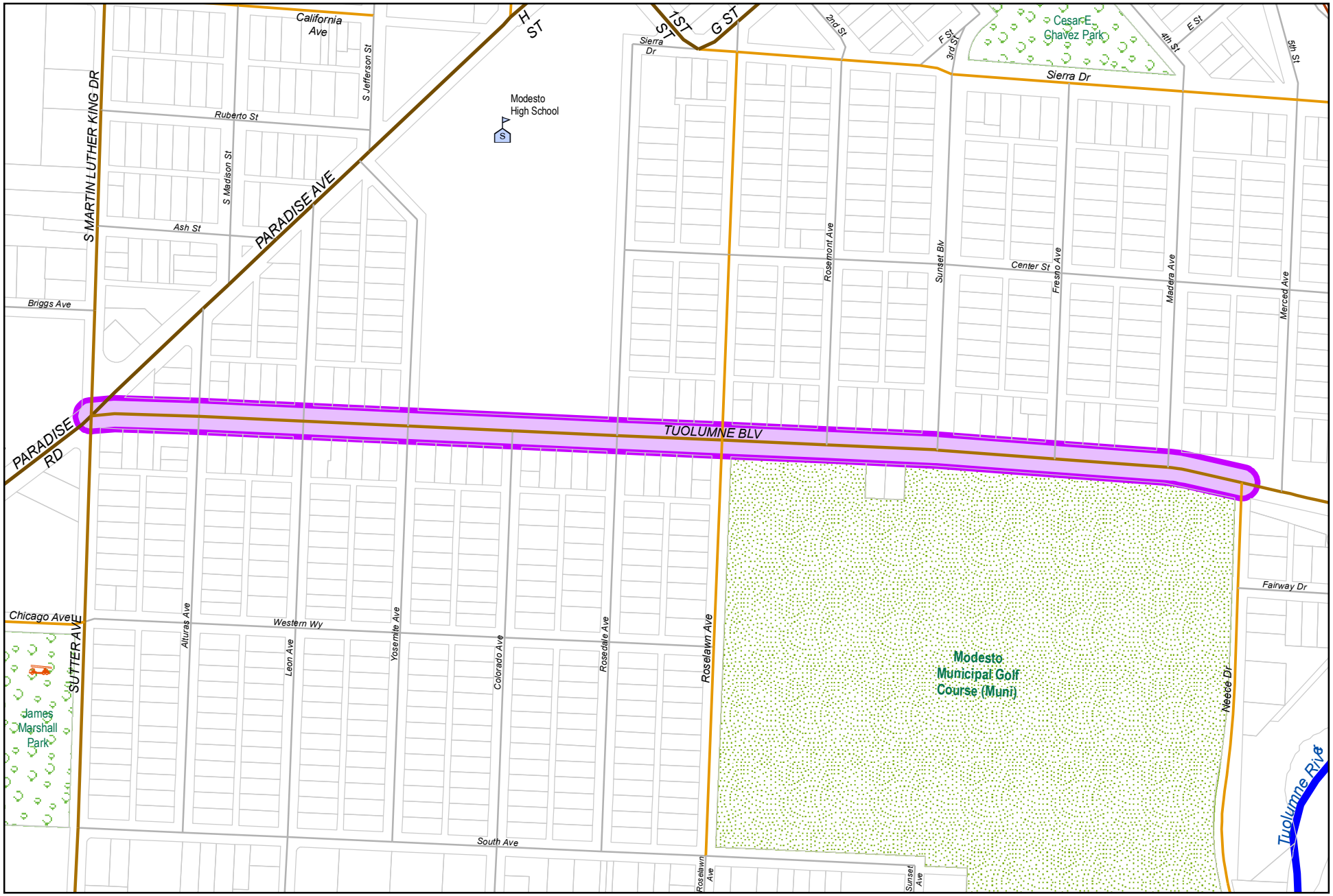

City of Modesto

Project #: 101157

0 387.5 775
Feet

CED-Tuolumne Blvd. Pavement Rehabilitation from Paradise Rd to Neece Dr. - FHWA-CalTrans-SPTL-5059(234)-2019-20.205 HWY Planning and Con

MODESTO CALIFORNIA

CED-Tuolumne Blvd. Pavement Rehabilitation from Paradise Rd to Neece Dr. - FHWA-CalTrans-SPTL-5059(234)-2019-20.205 HWY Planning and Con

101157

Capital Unsponsored

Cost Center:	14999	*Category:*	Traffic Circulation	*Start Date:*	
Hosting Fund:	Capital Grants - Streets CIP Projects-3160	*Type Class:*	Infrastructure Preservation	*End Date:*	
Element Listing:	Comm Dev	*Area:*	Within City	*Status:*	Active
Classification:	Maintenance	*Manager:*	Soares, Phillip A	*Const. Code:*	New or Future

Proj Desc: This is a federally-funded pavement rehabilitation project utilizing RSTP funds. FHWA-CalTrans-STPL-5059 (234)

Proj Stat: Design under way.

Revenues	Budget	Actuals+Commit	Available	Prop. Inc./Dec. for 20-21	Bud + Prop. Incr/Decr	Avail.+ Prop. Incr/Decr	21-22	22-23	23-24	24-25	Total Budgeted up to 2025
42110 Intergov - State - CA Department of Transportation	300,000	2,586	297,414	0	300,000	297,414	0	0	0	0	300,000
Revenue Totals:	300,000	2,586	297,414	0	300,000	297,414	0	0	0	0	300,000

Expenditures	Budget	Actual+Commit	Available	Prop. Inc./Dec. for 20-21	Budget+Prop. Inc./Dec.	Avail.+Prop. Inc./Dec.	21-22	22-23	23-24	24-25	Total Budgeted up to 2025
EDA Eng/Design/Admin	300,000	11,599	288,401	0	300,000	288,401	0	0	0	0	300,000
Expenditure Totals:	300,000	11,599	288,401	0	300,000	288,401	0	0	0	0	300,000

Fund Balance Required	Budget+Prop. Inc./Dec.	Available+Prop. Inc./Dec.
Capital Grants - Streets CIP Projects-3160	0	-9,012

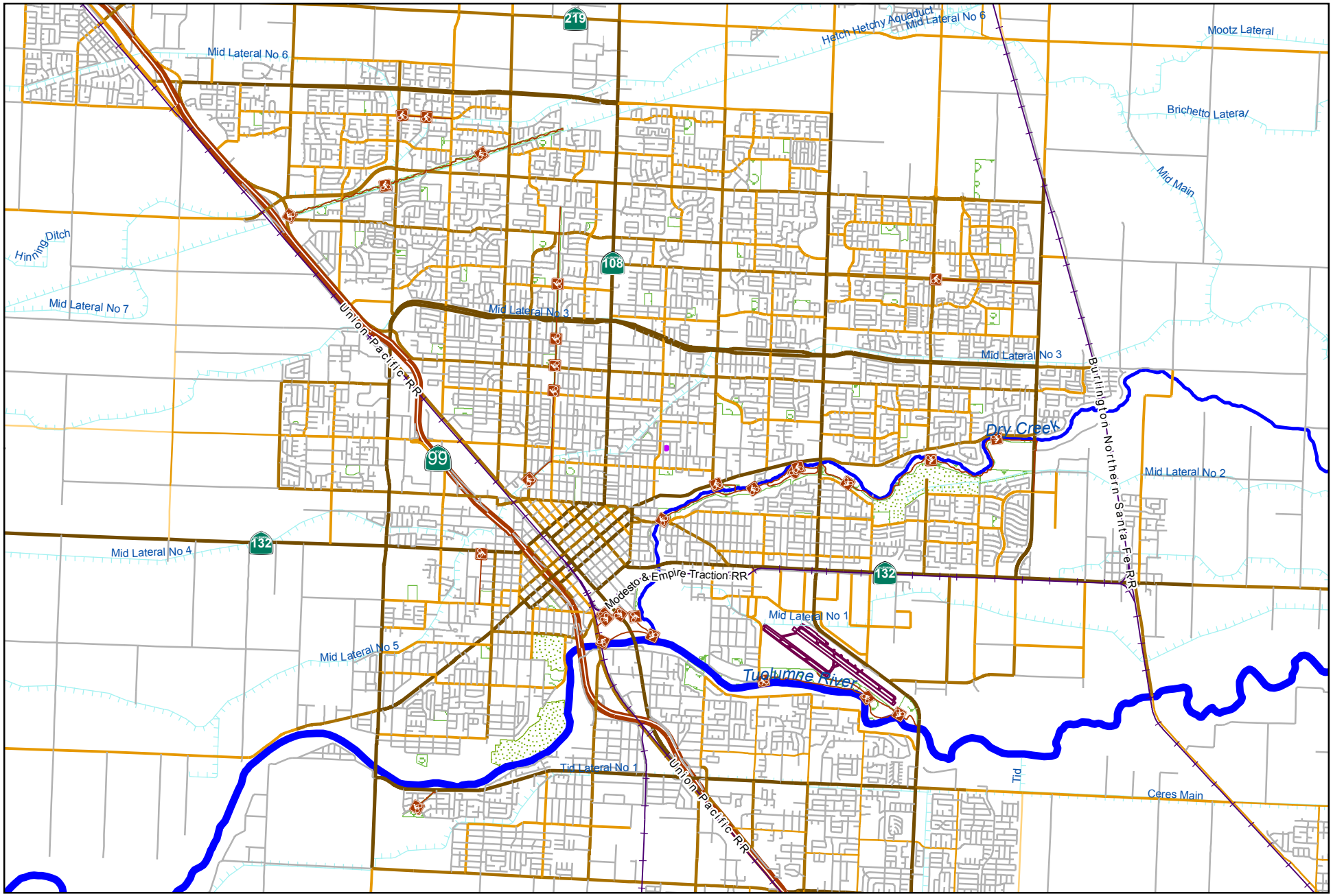

0 5,500 11,000
Feet

City of Modesto

Project #: 101166

PW - Upgrade High Voltage - Year 1 - City Staff Work

MODESTO CALIFORNIA

PW - Upgrade High Voltage - Year 1 - City Staff Work

101166

Capital Unsponsored

Cost Center:	59999	*Category:*	Traffic Circulation	*Start Date:*	2019
Hosting Fund:	Capital Grants - Streets CIP Projects-3160	*Type Class:*	Street Lights	*End Date:*	2025
Element Listing:	Comm Svcs & Fac	*Area:*	Within City	*Status:*	Active
Classification:	Improvements	*Manager:*	Collins, Scott R	*Const. Code:*	New or Future

Proj Desc: Converting high voltage street lights to LEDs for the following circuits: Roseburg North-Kearney, Jasmin, Coldwell/Virginia, Colorado, & Clementa

Proj Stat: Project was approved by Council on February 26, 2019 and work to begin in the Spring.

Revenues	Budget	Actuals+Commit	Available	Prop. Inc./Dec. for 20-21	Bud + Prop. Incr/Decr	Avail.+ Prop. Incr/Decr	21-22	22-23	23-24	24-25	Total Budgeted up to 2025
60100 Transfer In from Fund 0100	2,244	2,244	0	0	2,244	0	0	0	0	0	2,244
61730 Transfer In from Fund 1730	999,000	382,633	616,367	0	999,000	616,367	0	0	0	0	999,000
Revenue Totals:	1,001,244	384,877	616,367	0	1,001,244	616,367	0	0	0	0	1,301,244

Expenditures	Budget	Actual+Commit	Available	Prop. Inc./Dec. for 20-21	Budget+Prop. Inc./Dec.	Avail.+Prop. Inc./Dec.	21-22	22-23	23-24	24-25	Total Budgeted up to 2025
CCF City Construct Force	502,244	237,562	264,682	0	502,244	264,682	0	0	0	0	502,244
EA Equip Acquisition	499,000	249,132	249,868	0	499,000	249,868	0	0	0	0	499,000
Expenditure Totals:	1,001,244	486,694	514,550	0	1,001,244	514,550	0	0	0	0	1,001,244

Fund Balance Required	Budget+Prop. Inc./Dec.	Available+Prop. Inc./Dec.
Capital Grants - Streets CIP Projects-3160	0	-101,816

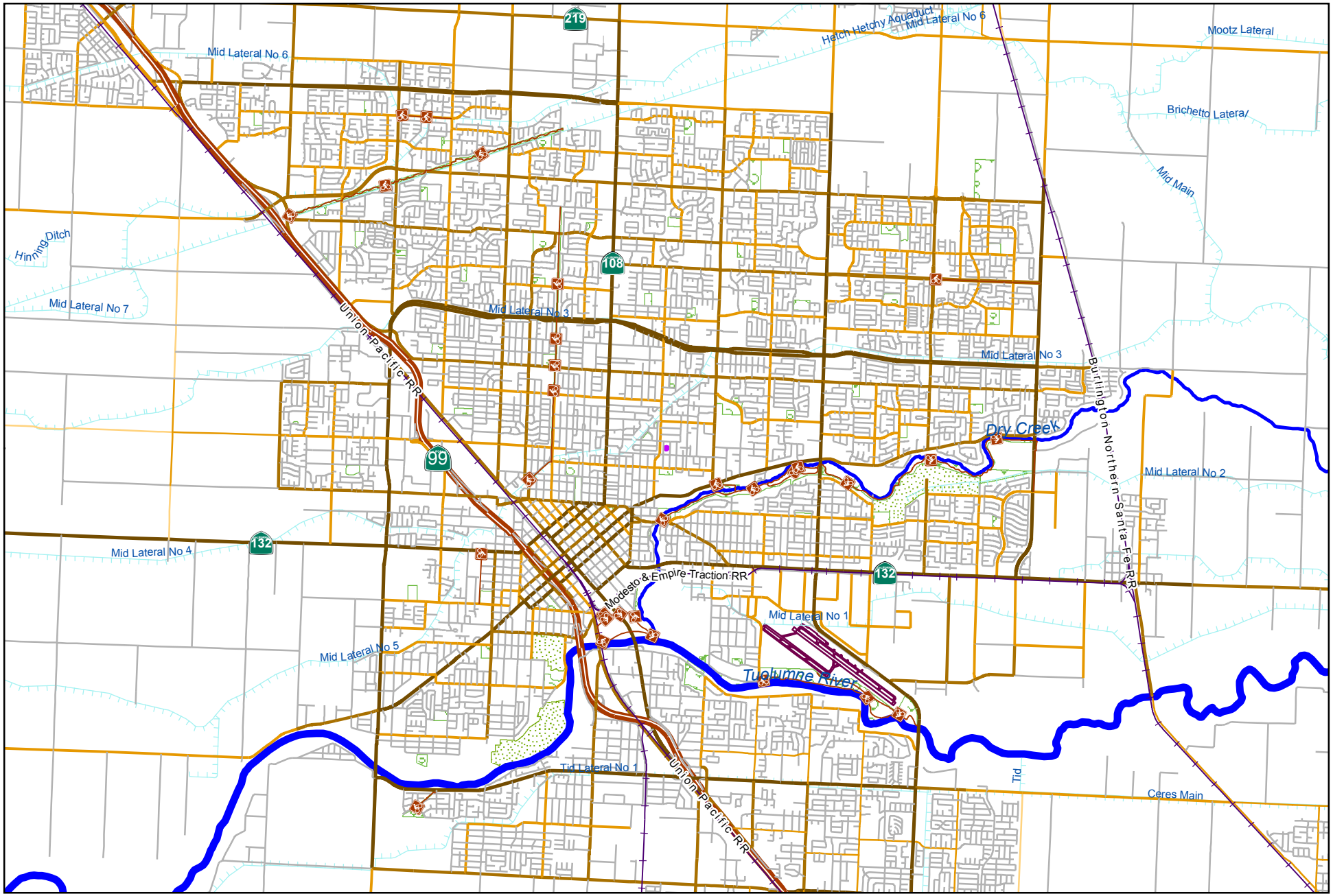

0 5,500 11,000
Feet

City of Modesto

Project #: 101167

PW - Upgrade High Voltage - Year 1 - Contractor Work

MODESTO CALIFORNIA

PW - Upgrade High Voltage - Year 1 - Contractor Work

101167

Capital Unsponsored

Cost Center:	59999	*Category:*	Traffic Circulation	*Start Date:*	2019
Hosting Fund:	Capital Grants - Streets CIP Projects-3160	*Type Class:*	Street Lights	*End Date:*	2025
Element Listing:	Comm Svcs & Fac	*Area:*	Within City	*Status:*	Active
Classification:	Improvements	*Manager:*	Collins, Scott R	*Const. Code:*	New or Future

Proj Desc: Converting high voltage street lights to LEDs for the following circuits: Janna, Muncy North, & Woodrow.

Proj Stat: Project was approved by Council on February 26, 2019 and work to begin in the Spring.

Revenues	Budget	Actuals+Commit	Available	Prop. Inc./Dec. for 20-21	Bud + Prop. Incr/Decr	Avail.+ Prop. Incr/Decr	21-22	22-23	23-24	24-25	Total Budgeted up to 2025
61730 Transfer In from Fund 1730	1,000	962	38	0	1,000	38	0	0	0	0	1,000
Revenue Totals:	1,000	962	38	0	1,000	38	0	0	0	0	1,000

Expenditures	Budget	Actual+Commit	Available	Prop. Inc./Dec. for 20-21	Budget+Prop. Inc./Dec.	Avail.+Prop. Inc./Dec.	21-22	22-23	23-24	24-25	Total Budgeted up to 2025
CA Construction Admin	0	0	0	0	0	0	0	0	0	0	0
CON Construction	0	0	0	0	0	0	0	0	0	0	0
CTGY-CIP Contingency - CIP	0	0	0	0	0	0	0	0	0	0	0
EDA Eng/Design/Admin	1,000	962	38	0	1,000	38	0	0	0	0	1,000
Expenditure Totals:	1,000	962	38	0	1,000	38	0	0	0	0	1,000

Fund Balance Required	Budget+Prop. Inc./Dec.	Available+Prop. Inc./Dec.
Capital Grants - Streets CIP Projects-3160	0	0

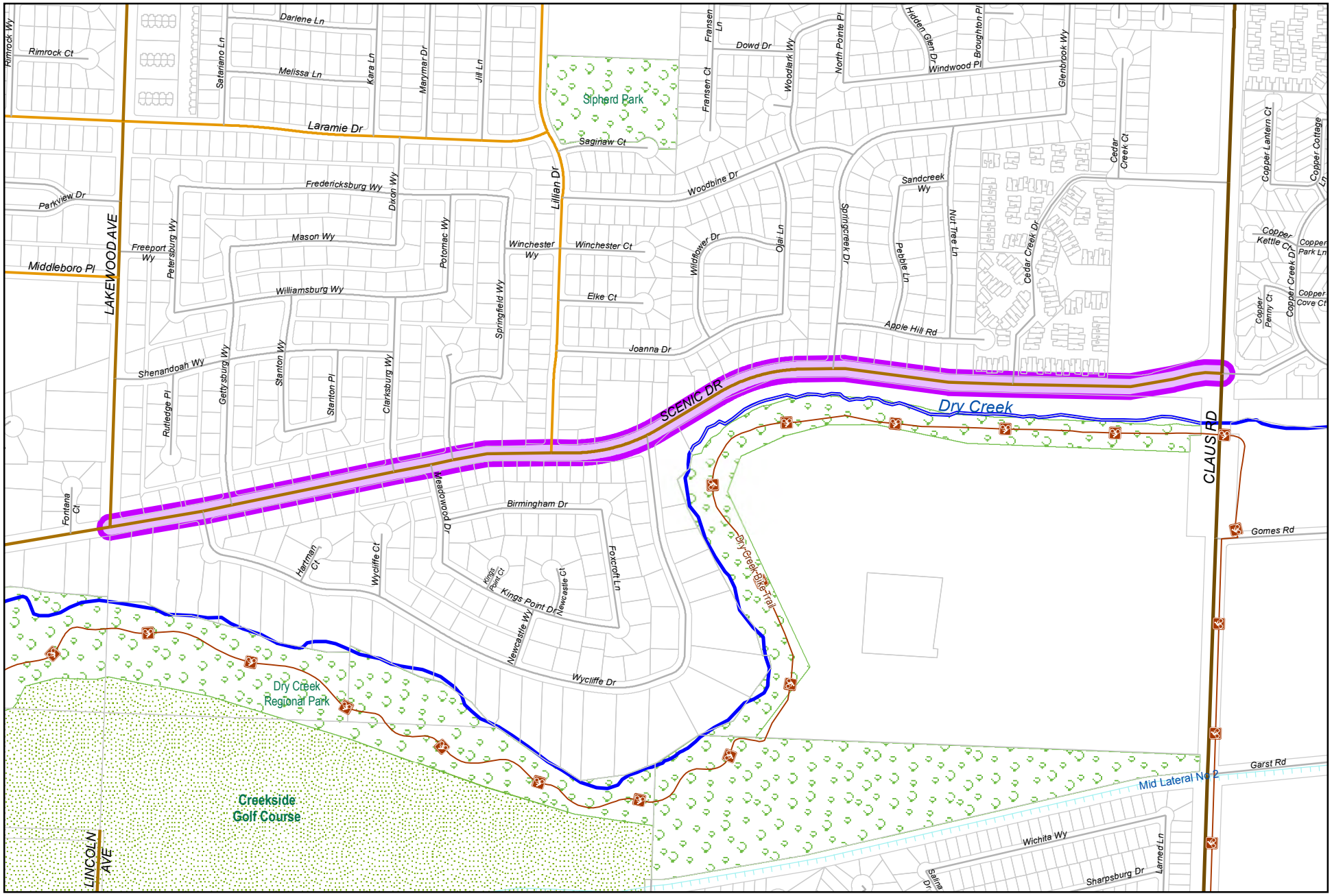

City of Modesto

Project #: 101168

CED - Scenic Drive Pavement Rehabilitation Phase 1 (Lakewood Ave to Claus Rd)

MODESTO CALIFORNIA

CED - Scenic Drive Pavement Rehabilitation Phase 1 (Lakewood Ave to Claus Rd) 101168

Capital Unsponsored

Cost Center:	14999	*Category:*	Traffic Circulation	*Start Date:*	
Hosting Fund:	Measure L - Capital Projects-3300	*Type Class:*	Maintenance	*End Date:*	
Element Listing:	Comm Dev	*Area:*	Within City	*Status:*	Active
Classification:	Improvements	*Manager:*	Soares, Phillip A	*Const. Code:*	New or Future

Proj Desc: Pavement rehabilitation on Scenic Drive from Lakewood Avenue to Claus Road, approximately 1.0 miles. Anticipated project improvements include roadway resurfacing and/or reconstruction, new signage and striping, signal upgrades (including detection cameras) where needed, ADA upgrades (6 ramp upgrades), and storm drainage system improvements.

Proj Stat: Design is underway.

Revenues	Budget	Actuals+Commit	Available	Prop. Inc./Dec. for 20-21	Bud + Prop. Incr/Decr	Avail.+ Prop. Incr/Decr	21-22	22-23	23-24	24-25	Total Budgeted up to 2025
61410 Transfer In from Fund 1410	1,552,500	1,098	1,551,402	0	1,552,500	1,551,402	0	0	0	0	1,552,500
Revenue Totals:	1,552,500	1,098	1,551,402	0	1,552,500	1,551,402	0	0	0	0	1,552,500

Expenditures	Budget	Actual+Commit	Available	Prop. Inc./Dec. for 20-21	Budget+Prop. Inc./Dec.	Avail.+Prop. Inc./Dec.	21-22	22-23	23-24	24-25	Total Budgeted up to 2025
CA Construction Admin	162,000	0	162,000	0	162,000	162,000	0	0	0	0	162,000
CON Construction	1,080,000	0	1,080,000	0	1,080,000	1,080,000	0	0	0	0	1,080,000
CTGY-CIP Contingency - CIP	108,000	0	108,000	0	108,000	108,000	0	0	0	0	108,000
EDA Eng/Design/Admin	202,500	1,185	201,315	0	202,500	201,315	0	0	0	0	202,500
Expenditure Totals:	1,552,500	1,185	1,551,315	0	1,552,500	1,551,315	0	0	0	0	1,552,500

Fund Balance Required	Budget+Prop. Inc./Dec.	Available+Prop. Inc./Dec.
Measure L - Capital Projects-3300	0	-87

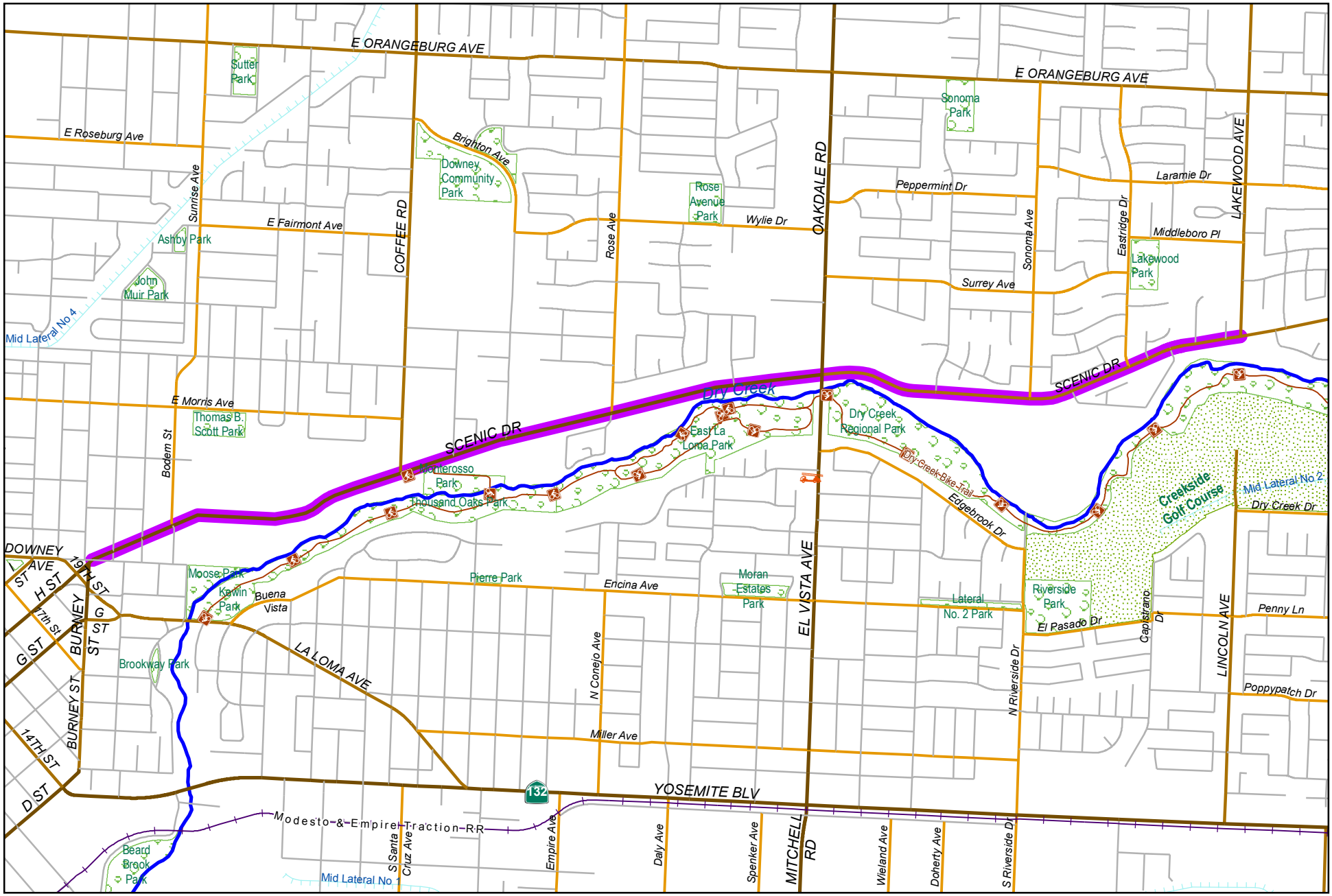

City of Modesto

Project #: 101169

CED - Scenic Drive Pavement Rehabilitation Phase 2 (Downey Ave to Lakewood Ave)

0 1,500 3,000
Feet

MODESTO CALIFORNIA

CED - Scenic Drive Pavement Rehabilitation Phase 2 (Downey Ave to Lakewood Ave) 101169

Capital Unsponsored

Cost Center:	14999	*Category:*	Traffic Circulation	*Start Date:*	
Hosting Fund:	Measure L - Capital Projects-3300	*Type Class:*	Maintenance	*End Date:*	
Element Listing:	Comm Dev	*Area:*	Within City	*Status:*	Active
Classification:	Improvements	*Manager:*	Soares, Phillip A	*Const. Code:*	New or Future

Proj Desc: Pavement rehabilitation on Scenic Drive from Downey Avenue to Lakewood Avenue, approximately 3.0 miles. Anticipated project improvements include roadway resurfacing and/or reconstruction, new signage and striping, ADA upgrades, and storm drainage system improvements.

Proj Stat: Design is underway.

Revenues	Budget	Actuals+Commit	Available	Prop. Inc./Dec. for 20-21	Bud + Prop. Incr/Decr	Avail.+ Prop. Incr/Decr	21-22	22-23	23-24	24-25	Total Budgeted up to 2025
61410 Transfer In from Fund 1410	404,348	2,573	401,775	0	404,348	401,775	0	0	0	0	404,348
Revenue Totals:	404,348	2,573	401,775	0	404,348	401,775	0	0	0	0	404,348

Expenditures	Budget	Actual+Commit	Available	Prop. Inc./Dec. for 20-21	Budget+Prop. Inc./Dec.	Avail.+Prop. Inc./Dec.	21-22	22-23	23-24	24-25	Total Budgeted up to 2025
EDA Eng/Design/Admin	404,348	3,849	400,499	0	404,348	400,499	0	0	0	0	404,348
Expenditure Totals:	404,348	3,849	400,499	0	404,348	400,499	0	0	0	0	404,348

Fund Balance Required	Budget+Prop. Inc./Dec.	Available+Prop. Inc./Dec.
Measure L - Capital Projects-3300	0	-1,275

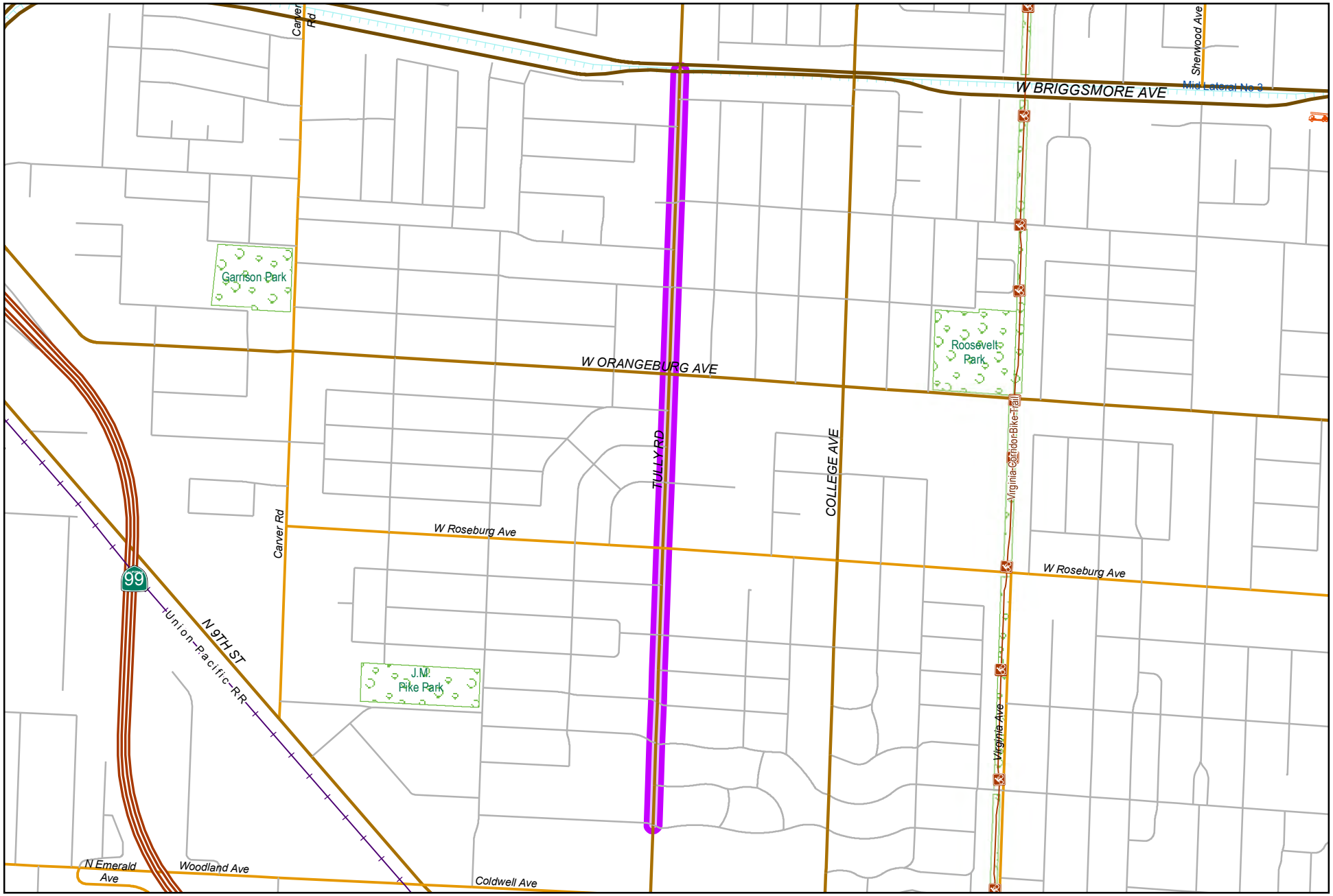

0 900 1,800
Feet

City of Modesto

Project #: 101170

CED - Tully Road Pavement Rehabilitation Project (Yale Ave to Briggsmore Ave)

MODESTO CALIFORNIA

CED - Tully Road Pavement Rehabilitation Project (Yale Ave to Briggsmore Ave) 101170

Capital Unsponsored

Cost Center:	14999	*Category:*	Traffic Circulation	*Start Date:*	
Hosting Fund:	Measure L - Capital Projects-3300	*Type Class:*	Maintenance	*End Date:*	
Element Listing:	Comm Dev	*Area:*	Within City	*Status:*	Active
Classification:	Improvements	*Manager:*	Sacuskie, Michael Wayne	*Const. Code:*	Under Construction

Proj Desc: Pavement rehabilitation on Tully Road from Yale Avenue to Briggsmore Avenue, approximately 1.1 miles. Anticipated project improvements include roadway resurfacing and/or reconstruction, new signage and striping, ADA upgrades, signal upgrades (including detection cameras) where needed, and storm drainage system improvements.

Proj Stat: Project awarded 01.28.20. Completion anticipated Fall 2020.

Revenues	Budget	Actuals+Commit	Available	Prop. Inc./Dec. for 20-21	Bud + Prop. Incr/Decr	Avail.+ Prop. Incr/Decr	21-22	22-23	23-24	24-25	Total Budgeted up to 2025
61410 Transfer In from Fund 1410	2,400,000	24,101	2,375,899	0	2,400,000	2,375,899	0	0	0	0	2,400,000
Revenue Totals:	2,400,000	24,101	2,375,899	0	2,400,000	2,375,899	0	0	0	0	2,400,000

Expenditures	Budget	Actual+Commit	Available	Prop. Inc./Dec. for 20-21	Budget+Prop. Inc./Dec.	Avail.+Prop. Inc./Dec.	21-22	22-23	23-24	24-25	Total Budgeted up to 2025
CA Construction Admin	250,435	532	249,903	0	250,435	249,903	0	0	0	0	250,435
CON Construction	1,669,565	0	1,669,565	0	1,669,565	1,669,565	0	0	0	0	1,669,565
CTGY-CIP Contingency - CIP	166,957	0	166,957	0	166,957	166,957	0	0	0	0	166,957
EDA Eng/Design/Admin	313,043	98,377	214,666	0	313,043	214,666	0	0	0	0	313,043
Expenditure Totals:	2,400,000	98,910	2,301,090	0	2,400,000	2,301,090	0	0	0	0	2,400,000

Fund Balance Required	Budget+Prop. Inc./Dec.	Available+Prop. Inc./Dec.
Measure L - Capital Projects-3300	0	-74,809

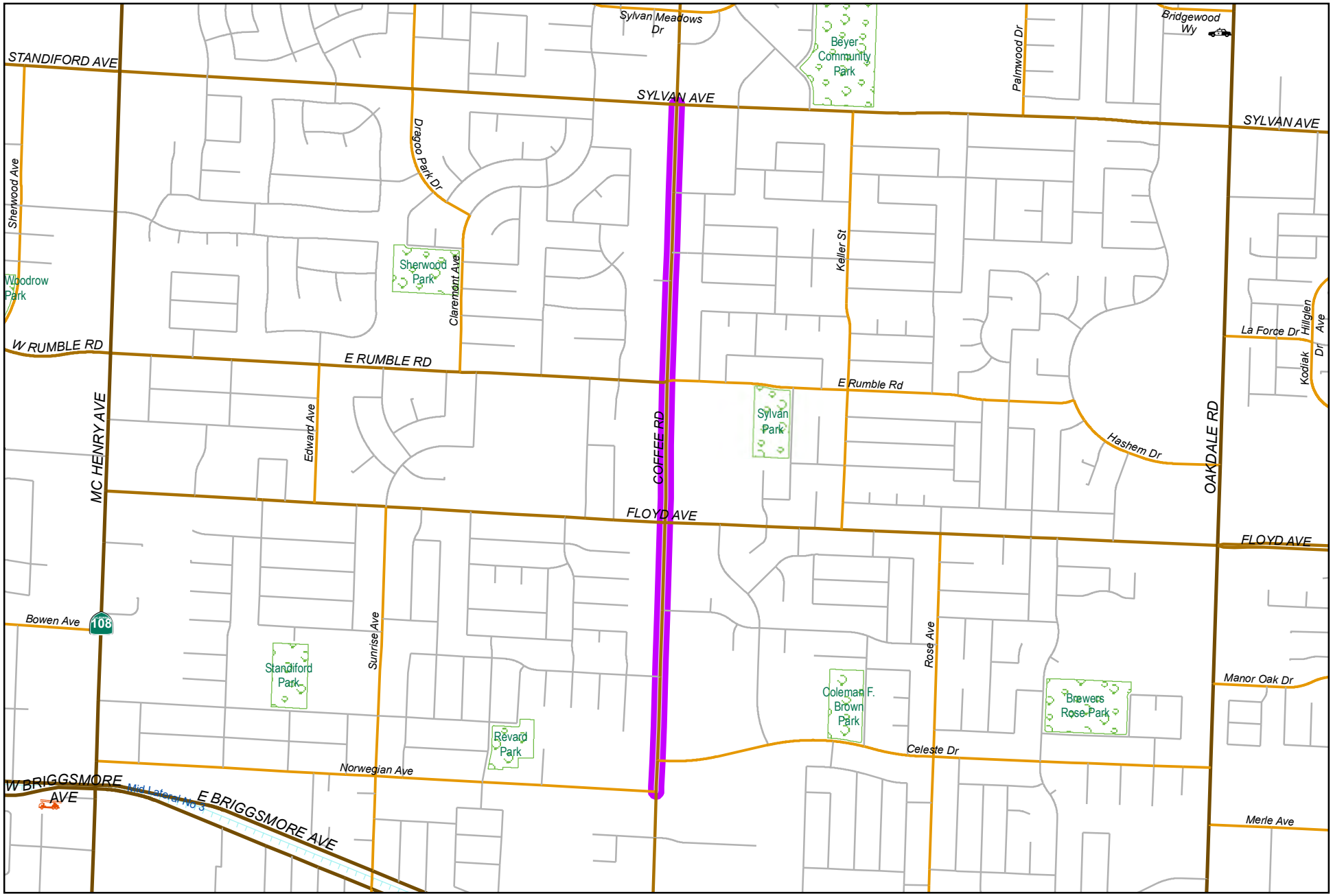

City of Modesto

Project #: 101171

CED - Coffee Road Pavement Rehabilitation Phase 1 (Sylvan Ave to Norwegian Ave)

0 1,150 2,300
Feet

N

MODESTO CALIFORNIA

CED - Coffee Road Pavement Rehabilitation Phase 1 (Sylvan Ave to Norwegian Ave) 101171

Capital Unsponsored

Cost Center:	14999	*Category:*	Traffic Circulation	*Start Date:*	
Hosting Fund:	Measure L - Capital Projects-3300	*Type Class:*	Maintenance	*End Date:*	
Element Listing:	Comm Dev	*Area:*	Within City	*Status:*	Active
Classification:	Improvements	*Manager:*	Sacuskie, Michael Wayne	*Const. Code:*	Under Construction

Proj Desc: Pavement rehabilitation on Coffee Road from Norwegian Avenue to Sylvan Avenue, approximately 1.3 miles. Anticipated project improvements include roadway resurfacing and/or reconstruction, new signage and striping, ADA upgrades, and storm drainage system improvements.

Proj Stat: Currently in design. Anticipate construction to begin summer 2020.

Revenues	Budget	Actuals+Commit	Available	Prop. Inc./Dec. for 20-21	Bud + Prop. Incr/Decr	Avail.+ Prop. Incr/Decr	21-22	22-23	23-24	24-25	Total Budgeted up to 2025
61410 Transfer In from Fund 1410	2,500,000	2,872	2,497,128	0	2,500,000	2,497,128	0	0	0	0	2,500,000
Revenue Totals:	2,500,000	2,872	2,497,128	0	2,500,000	2,497,128	0	0	0	0	2,500,000

Expenditures	Budget	Actual+Commit	Available	Prop. Inc./Dec. for 20-21	Budget+Prop. Inc./Dec.	Avail.+Prop. Inc./Dec.	21-22	22-23	23-24	24-25	Total Budgeted up to 2025
CA Construction Admin	260,870	0	260,870	0	260,870	260,870	0	0	0	0	260,870
CON Construction	1,739,130	0	1,739,130	0	1,739,130	1,739,130	0	0	0	0	1,739,130
CTGY-CIP Contingency - CIP	173,913	0	173,913	0	173,913	173,913	0	0	0	0	173,913
EDA Eng/Design/Admin	326,087	2,959	323,128	0	326,087	323,128	0	0	0	0	326,087
Expenditure Totals:	2,500,000	2,959	2,497,041	0	2,500,000	2,497,041	0	0	0	0	2,500,000

Fund Balance Required	Budget+Prop. Inc./Dec.	Available+Prop. Inc./Dec.
Measure L - Capital Projects-3300	0	-87

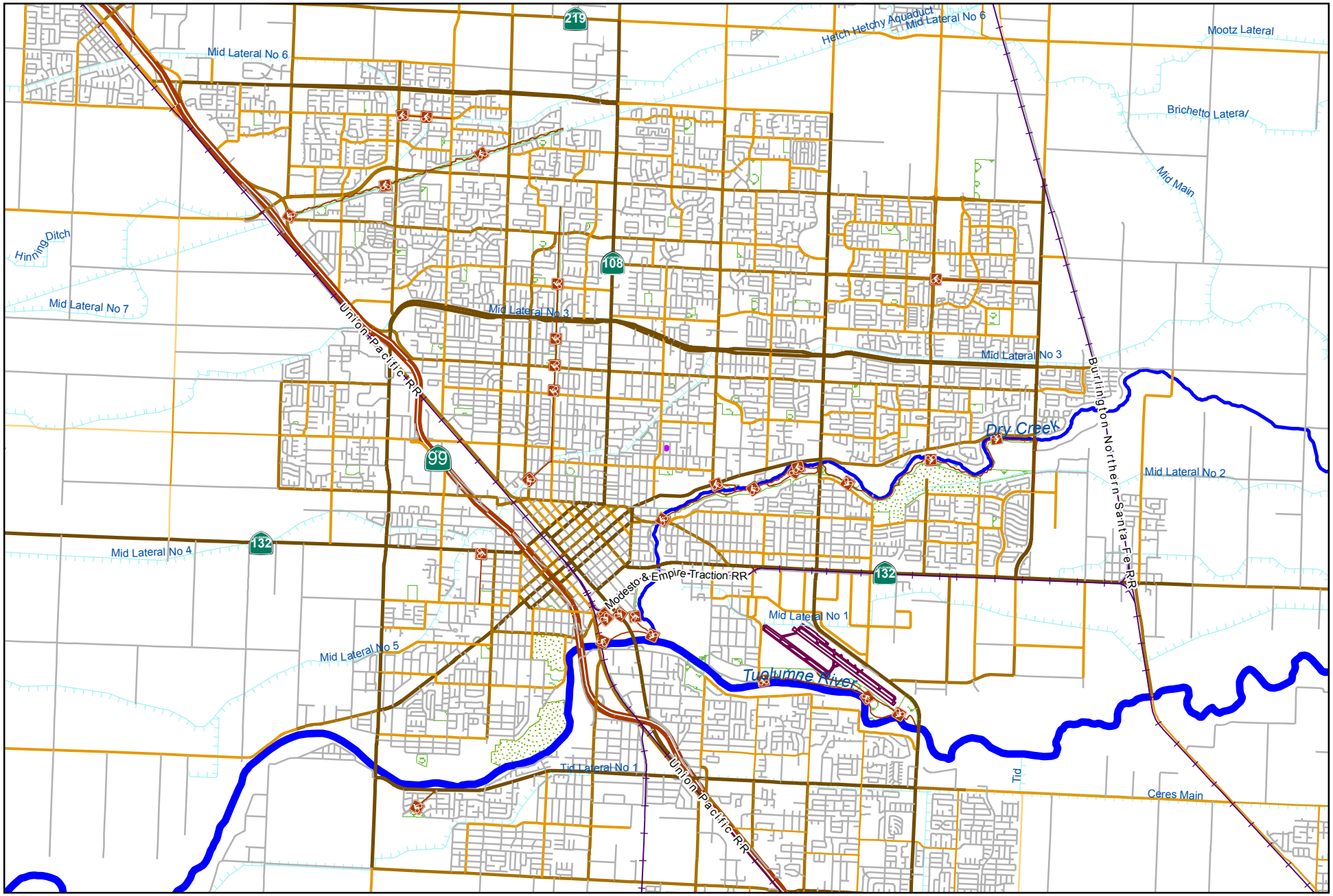

City of Modesto

Project #: 101174

PW - Advance School Zone Beacons at 13 Schools

0 5,500 11,000
Feet

MODESTO CALIFORNIA

PW - Advance School Zone Beacons at 13 Schools

101174

Capital Unsponsored

Cost Center:	59999	*Category:*	Traffic Circulation	*Start Date:*	2019
Hosting Fund:	Measure L - Capital Projects-3300	*Type Class:*	Traffic Control Devices	*End Date:*	2020
Element Listing:	Public Safety	*Area:*	Within City	*Status:*	Active
Classification:	Improvements	*Manager:*	Collins, Scott R	*Const. Code:*	New or Future

Proj Desc: Installation of advanced school zone beacons

Proj Stat: Project will begin July 1, 2019 as it is part of the adopted Measure L Local Control fund projects for FY 19-20.

Revenues	Budget	Actuals+Commit	Available	Prop. Inc./Dec. for 20-21	Bud + Prop. Incr/Decr	Avail.+ Prop. Incr/Decr	21-22	22-23	23-24	24-25	Total Budgeted up to 2025
61410 Transfer In from Fund 1410	130,000	0	130,000	0	130,000	130,000	0	0	0	0	130,000
Revenue Totals:	130,000	0	130,000	0	130,000	130,000	0	0	0	0	130,000

Expenditures	Budget	Actual+Commit	Available	Prop. Inc./Dec. for 20-21	Budget+Prop. Inc./Dec.	Avail.+Prop. Inc./Dec.	21-22	22-23	23-24	24-25	Total Budgeted up to 2025
CON Construction	130,000	0	130,000	0	130,000	130,000	0	0	0	0	130,000
Expenditure Totals:	130,000	0	130,000	0	130,000	130,000	0	0	0	0	130,000

Fund Balance Required	Budget+Prop. Inc./Dec.	Available+Prop. Inc./Dec.
Measure L - Capital Projects-3300	0	0

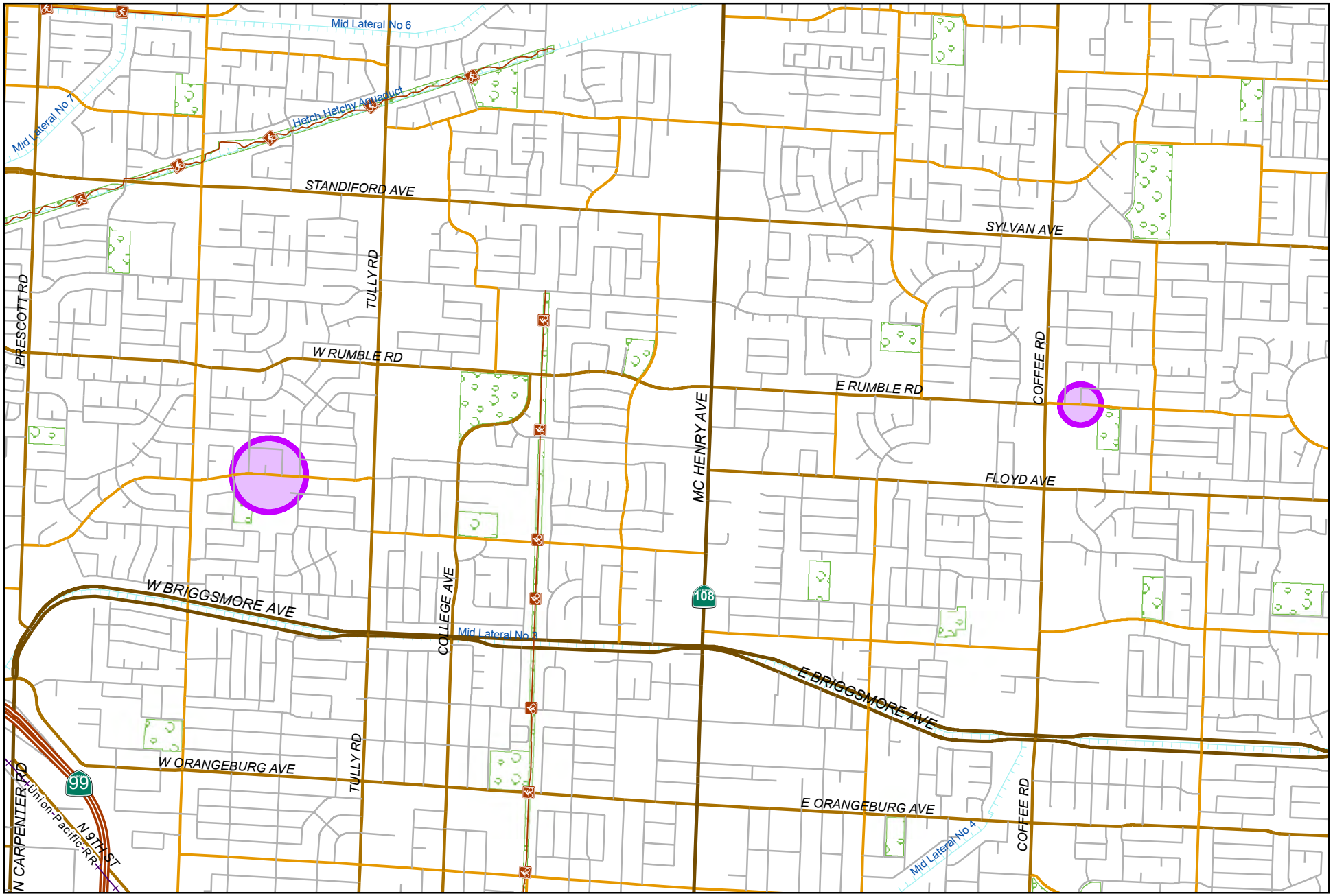

0 1,900 3,800
Feet

City of Modesto

Project #: 101175

PW - School Crosswalk Beacon

MODESTO CALIFORNIA

PW - School Crosswalk Beacon

101175

Capital Unsponsored

Cost Center:	59999	*Category:*	Traffic Circulation	*Start Date:*	2019
Hosting Fund:	Measure L - Capital Projects-3300	*Type Class:*	Traffic Control Devices	*End Date:*	2022
Element Listing:	Public Safety	*Area:*	Within City	*Status:*	Active
Classification:	Improvements	*Manager:*	Collins, Scott R	*Const. Code:*	New or Future

Proj Desc: Installation of two rectangular rapid flashing beacons and upgrade ADA improvements at Mt. Vernon (mid-block in front of Everett Elementary School) and Rumble/Bay.

Proj Stat: Project will begin July 1, 2019 as it is part of the adopted Measure L Local Control fund projects for FY 19-20.

Revenues	Budget	Actuals+Commit	Available	Prop. Inc./Dec. for 20-21	Bud + Prop. Incr/Decr	Avail.+ Prop. Incr/Decr	21-22	22-23	23-24	24-25	Total Budgeted up to 2025
61410 Transfer In from Fund 1410	345,000	0	345,000	0	345,000	345,000	0	0	0	0	345,000
Revenue Totals:	345,000	0	345,000	0	345,000	345,000	0	0	0	0	345,000

Expenditures	Budget	Actual+Commit	Available	Prop. Inc./Dec. for 20-21	Budget+Prop. Inc./Dec.	Avail.+Prop. Inc./Dec.	21-22	22-23	23-24	24-25	Total Budgeted up to 2025
CA Construction Admin	0	0	0	39,130	39,130	39,130	0	0	0	0	39,130
CON Construction	300,000	0	300,000	-62,846	237,154	237,154	0	0	0	0	237,154
CTGY-CIP Contingency - CIP	0	0	0	23,716	23,716	23,716	0	0	0	0	23,716
EDA Eng/Design/Admin	45,000	0	45,000	0	45,000	45,000	0	0	0	0	45,000
Expenditure Totals:	345,000	0	345,000	0	345,000	345,000	0	0	0	0	345,000

Fund Balance Required	Budget+Prop. Inc./Dec.	Available+Prop. Inc./Dec.
Measure L - Capital Projects-3300	0	0

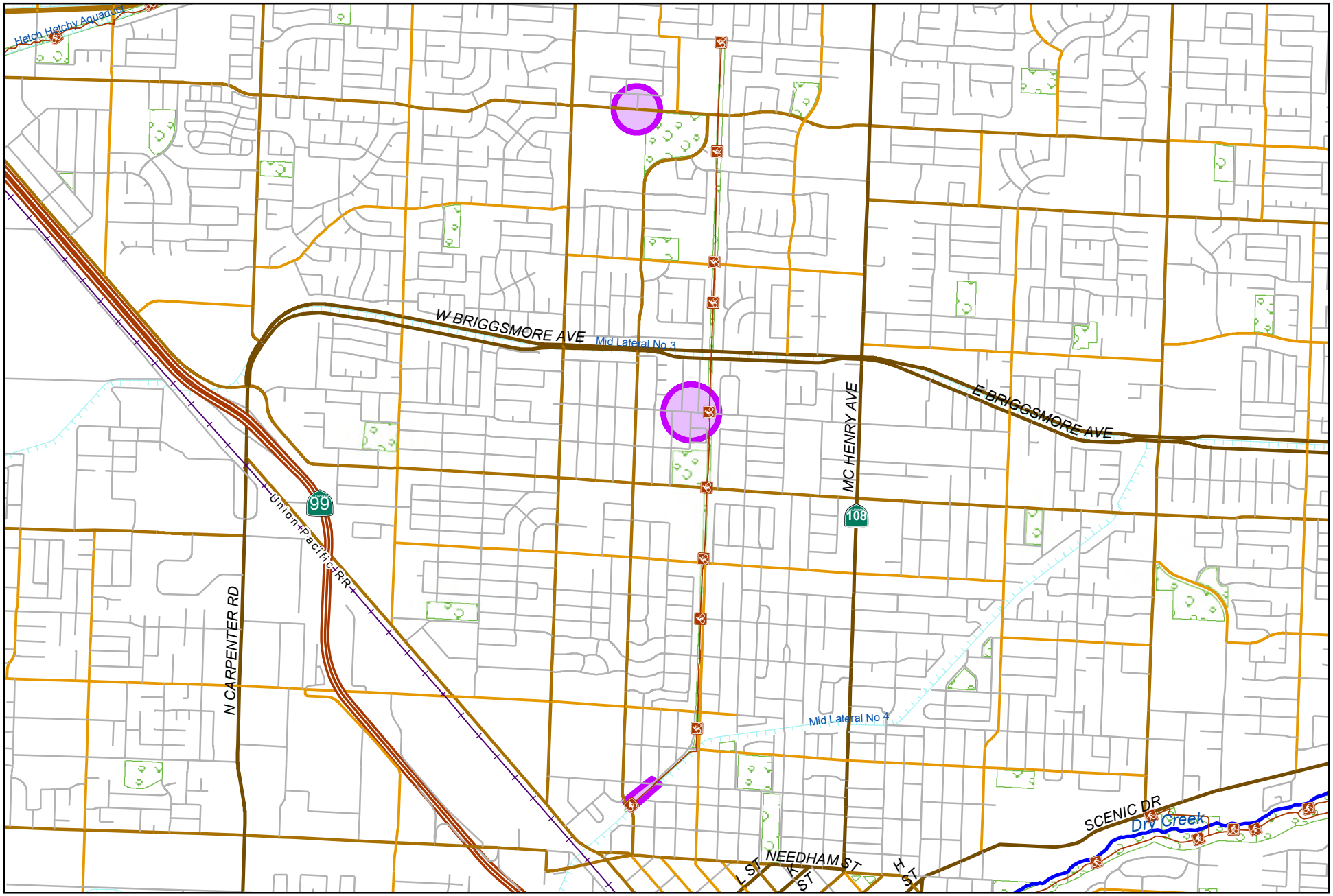

City of Modesto

Project #: 101176

PW - Upgrade Lighted Crosswalks to RRFB

0 2,125 4,250
Feet

N

MODESTO CALIFORNIA

PW - Upgrade Lighted Crosswalks to RRFB

101176

Capital Unsponsored

Cost Center:	59999	*Category:*	Traffic Circulation	*Start Date:*	2019
Hosting Fund:	Measure L - Capital Projects-3300	*Type Class:*	Traffic Control Devices	*End Date:*	2022
Element Listing:	Public Safety	*Area:*	Within City	*Status:*	Active
Classification:	Improvements	*Manager:*	Collins, Scott R	*Const. Code:*	New or Future

Proj Desc: Replace in-roadway lighted cross-walks with rectangular rapid flashing beacons at Rumble/Wales, Granger/Carlton, College/Terminal, and Stoddard/Terminal

Proj Stat: Project will begin July 1, 2019 as it is part of the adopted Measure L Local Control fund projects for FY 19-20.

Revenues	Budget	Actuals+Commit	Available	Prop. Inc./Dec. for 20-21	Bud + Prop. Incr/Decr	Avail.+ Prop. Incr/Decr	21-22	22-23	23-24	24-25	Total Budgeted up to 2025
61410 Transfer In from Fund 1410	460,000	0	460,000	0	460,000	460,000	0	0	0	0	460,000
Revenue Totals:	460,000	0	460,000	0	460,000	460,000	0	0	0	0	460,000

Expenditures	Budget	Actual+Commit	Available	Prop. Inc./Dec. for 20-21	Budget+Prop. Inc./Dec.	Avail.+Prop. Inc./Dec.	21-22	22-23	23-24	24-25	Total Budgeted up to 2025
CA Construction Admin	0	0	0	52,174	52,174	52,174	0	0	0	0	52,174
CON Construction	400,000	0	400,000	-83,795	316,205	316,205	0	0	0	0	316,205
CTGY-CIP Contingency - CIP	0	0	0	31,621	31,621	31,621	0	0	0	0	31,621
EDA Eng/Design/Admin	60,000	0	60,000	0	60,000	60,000	0	0	0	0	60,000
Expenditure Totals:	460,000	0	460,000	0	460,000	460,000	0	0	0	0	460,000

Fund Balance Required	Budget+Prop. Inc./Dec.	Available+Prop. Inc./Dec.
Measure L - Capital Projects-3300	0	0

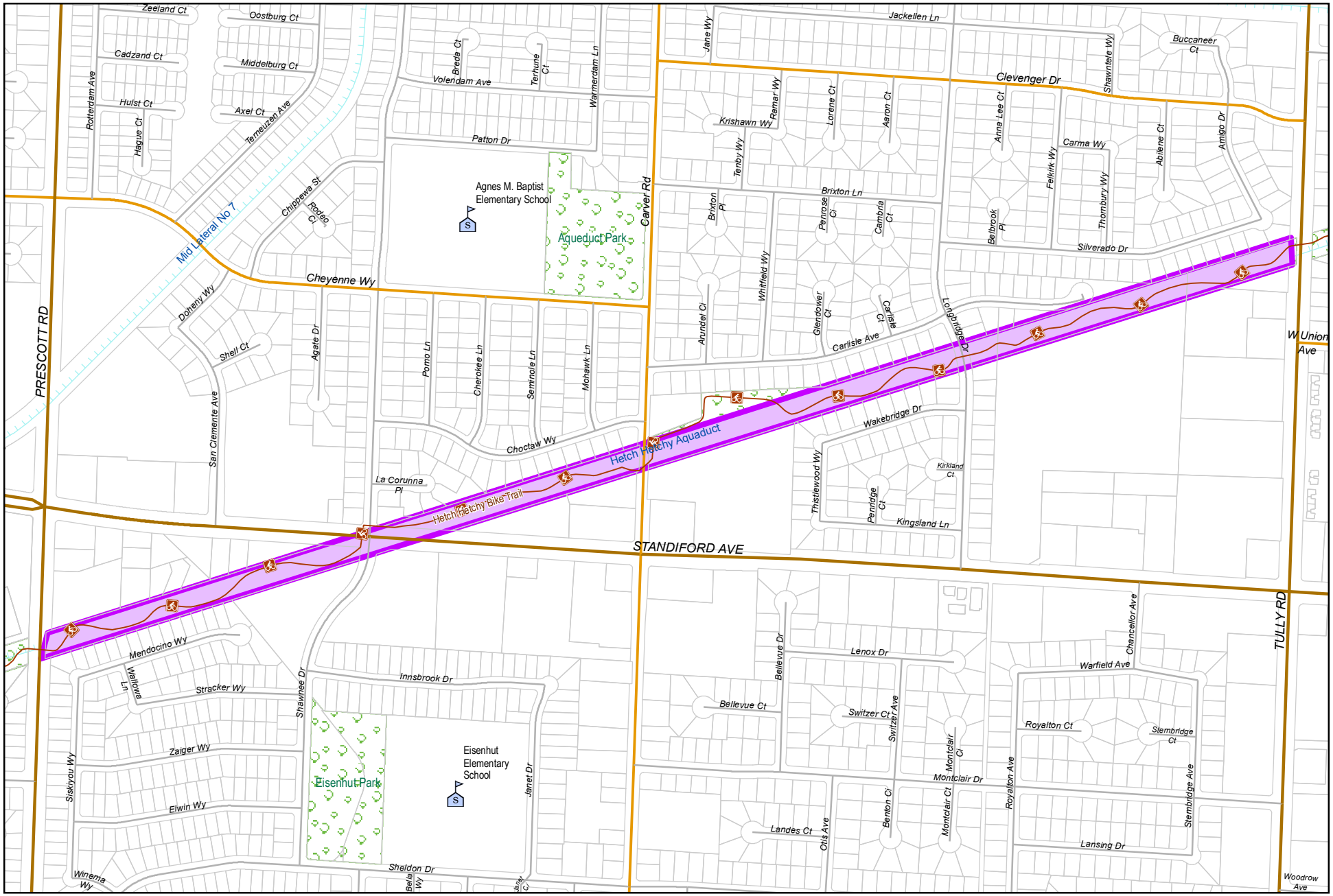

0 500 1,000
Feet

City of Modesto

Project #: 101179

PW - HAWK System at Hetch-Hetchy on Tully and Prescott

MODESTO CALIFORNIA

PW - HAWK System at Hetch-Hetchy on Tully and Prescott

101179

Capital Unsponsored

Cost Center:	59999	*Category:*	Traffic Circulation	*Start Date:*	2019
Hosting Fund:	Measure L - Capital Projects-3300	*Type Class:*	Traffic Control Devices	*End Date:*	2023
Element Listing:	Public Safety	*Area:*	Within City	*Status:*	Active
Classification:	Improvements	*Manager:*	Collins, Scott R	*Const. Code:*	New or Future

Proj Desc: Installation of a high intensity activated cross walk (HAWK) at Hetch-Hetchy on Tully and Prescott

Proj Stat: Project will begin July 1, 2019 as it is part of the adopted Measure L Local Control fund projects for FY 19-20.

Revenues	Budget	Actuals+Commit	Available	Prop. Inc./Dec. for 20-21	Bud + Prop. Incr/Decr	Avail.+ Prop. Incr/Decr	21-22	22-23	23-24	24-25	Total Budgeted up to 2025
61410 Transfer In from Fund 1410	50,000	0	50,000	0	50,000	50,000	0	0	0	0	50,000
Revenue Totals:	50,000	0	50,000	0	50,000	50,000	0	0	0	0	50,000

Expenditures	Budget	Actual+Commit	Available	Prop. Inc./Dec. for 20-21	Budget+Prop. Inc./Dec.	Avail.+Prop. Inc./Dec.	21-22	22-23	23-24	24-25	Total Budgeted up to 2025
EDA Eng/Design/Admin	50,000	0	50,000	0	50,000	50,000	0	0	0	0	50,000
Expenditure Totals:	50,000	0	50,000	0	50,000	50,000	0	0	0	0	50,000

Fund Balance Required	Budget+Prop. Inc./Dec.	Available+Prop. Inc./Dec.
Measure L - Capital Projects-3300	0	0

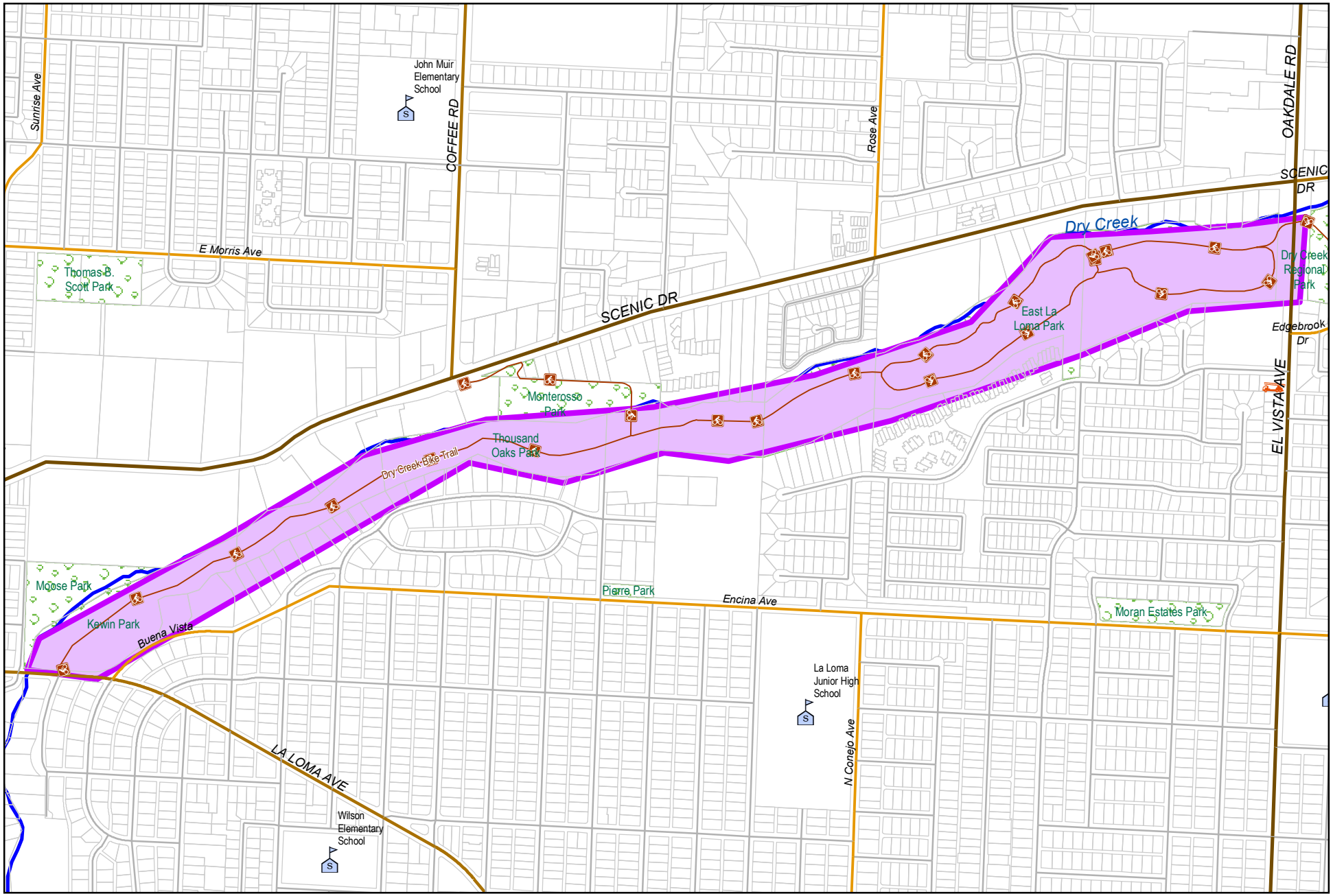

0 750 1,500
Feet

City of Modesto

Project #: 101180

CED - Dry Creek Trail Pavement Rehabilitation & ADA Upgrade Phase II

MODESTO CALIFORNIA

CED - Dry Creek Trail Pavement Rehabilitation & ADA Upgrade Phase II

101180

Capital Unsponsored

Cost Center:	14999	*Category:*	Traffic Circulation	*Start Date:*	
Hosting Fund:	Measure L - Capital Projects-3300	*Type Class:*	Maintenance	*End Date:*	
Element Listing:	Comm Dev	*Area:*	Within City	*Status:*	Active
Classification:	Improvements	*Manager:*	Sacuskie, Michael Wayne	*Const. Code:*	New or Future

Proj Desc: Pavement rehabilitation project on Dry Creek Bike Path from Kewin Park to Thousand Oaks Park.The length of the project is 0.6 miles. This is the second part of a multi-year effort to rehabilitate the Dry Creek Trail from La Loma Avenue to El Vista Avenue. Anticipated project improvements include bike path widening and resurfacing, new striping, new signage, shoulder improvements and ADA access to two residential neighborhoods.

Proj Stat: Design is underway.

Revenues	Budget	Actuals+Commit	Available	Prop. Inc./Dec. for 20-21	Bud + Prop. Incr/Decr	Avail.+ Prop. Incr/Decr	21-22	22-23	23-24	24-25	Total Budgeted up to 2025
61410 Transfer In from Fund 1410	867,660	79,999	787,661	0	867,660	787,661	0	0	0	0	867,660
Revenue Totals:	867,660	79,999	787,661	0	867,660	787,661	0	0	0	0	867,660

Expenditures	Budget	Actual+Commit	Available	Prop. Inc./Dec. for 20-21	Budget+Prop. Inc./Dec.	Avail.+Prop. Inc./Dec.	21-22	22-23	23-24	24-25	Total Budgeted up to 2025
CA Construction Admin	71,117	234	70,883	0	71,117	70,883	0	0	0	0	71,117
CON Construction	636,290	0	636,290	0	636,290	636,290	0	0	0	0	636,290
CTGY-CIP Contingency - CIP	65,431	0	65,431	0	65,431	65,431	0	0	0	0	65,431
EDA Eng/Design/Admin	94,822	90,941	3,881	0	94,822	3,881	0	0	0	0	94,822
Expenditure Totals:	867,660	91,174	776,486	0	867,660	776,486	0	0	0	0	867,660

Fund Balance Required	Budget+Prop. Inc./Dec.	Available+Prop. Inc./Dec.
Measure L - Capital Projects-3300	0	-11,175

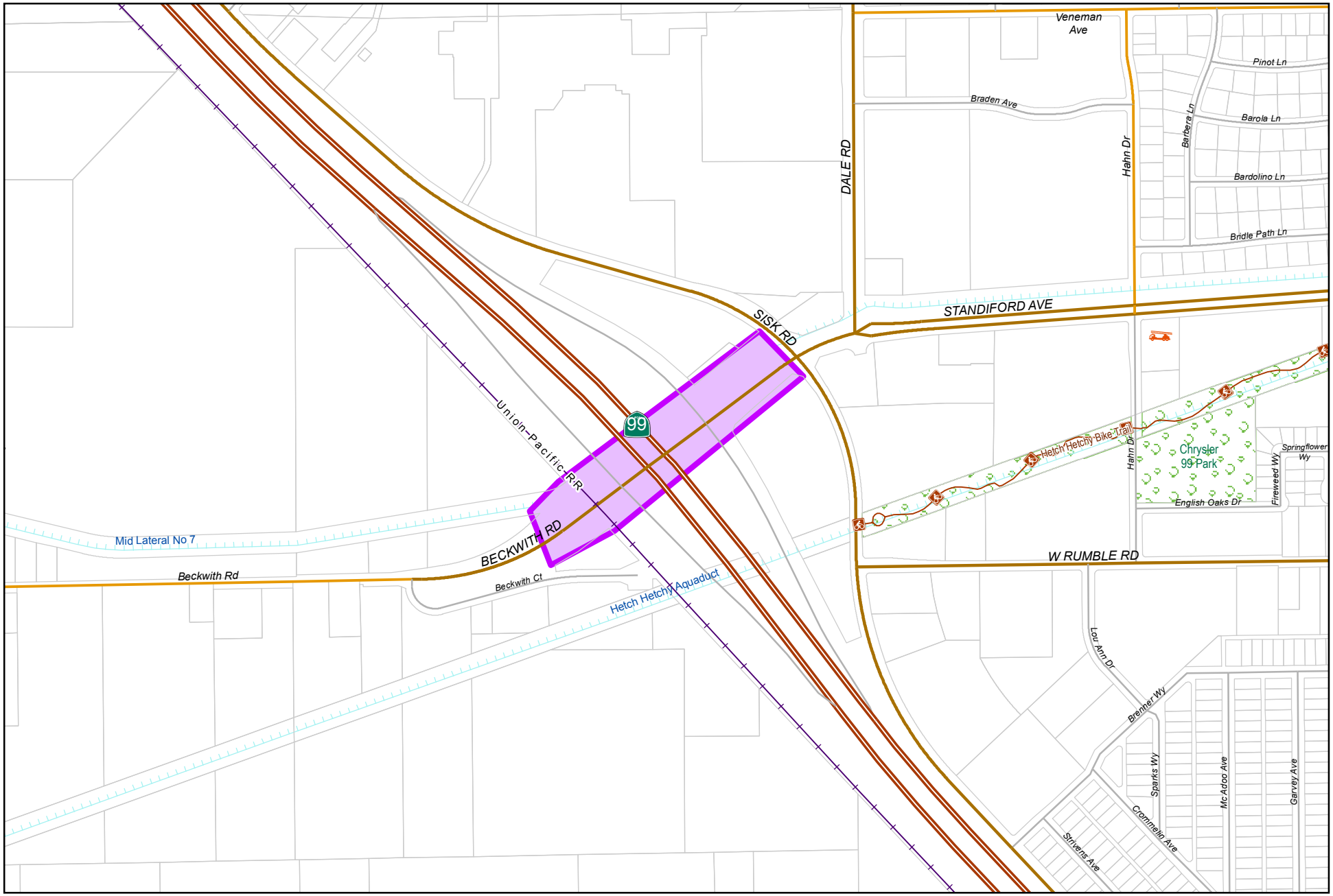

0 550 1,100
Feet

City of Modesto

Project #: 101182

CED - Standiford Interchange Project Initialization Documents

MODESTO CALIFORNIA

CED - Standiford at SR-99 Interchange Project

101182

Capital Unsponsored

Cost Center:	14999	*Category:*	Traffic Circulation	*Start Date:*	2020
Hosting Fund:	Streets Capital Facility Fee Fund-3410	*Type Class:*	Major Street Improvements	*End Date:*	2030
Element Listing:	Comm Dev	*Area:*	Within City	*Status:*	New
Classification:	Improvements	*Manager:*	Rawles, John W	*Const. Code:*	New or Future

Proj Desc: This first phase of the project will provide funding for the Project Initiation Document (PID). Upon completion of the PID, the PA&ED Phase will begin. Work may include but is not limited to scoping the project, hiring a consultant to prepare the PID and complete the PA&ED phase of the project. This project be funded by CFF, Regional Measure L and Federal grants.

Proj Stat: Consultant selection to begin in Summer 2020.

Expenditures	Budget	Actual+Commit	Available	Prop. Inc./Dec. for 20-21	Budget+Prop. Inc./Dec.	Avail.+Prop. Inc./Dec.	21-22	22-23	23-24	24-25	Total Budgeted up to 2025
PD Project Development	500,000	0	500,000	0	500,000	500,000	0	0	0	0	500,000
Expenditure Totals:	500,000	0	500,000	0	500,000	500,000	0	0	0	0	500,000

Fund Balance Required	Budget+Prop. Inc./Dec.	Available+Prop. Inc./Dec.
Streets Capital Facility Fee Fund-3410	500,000	500,000

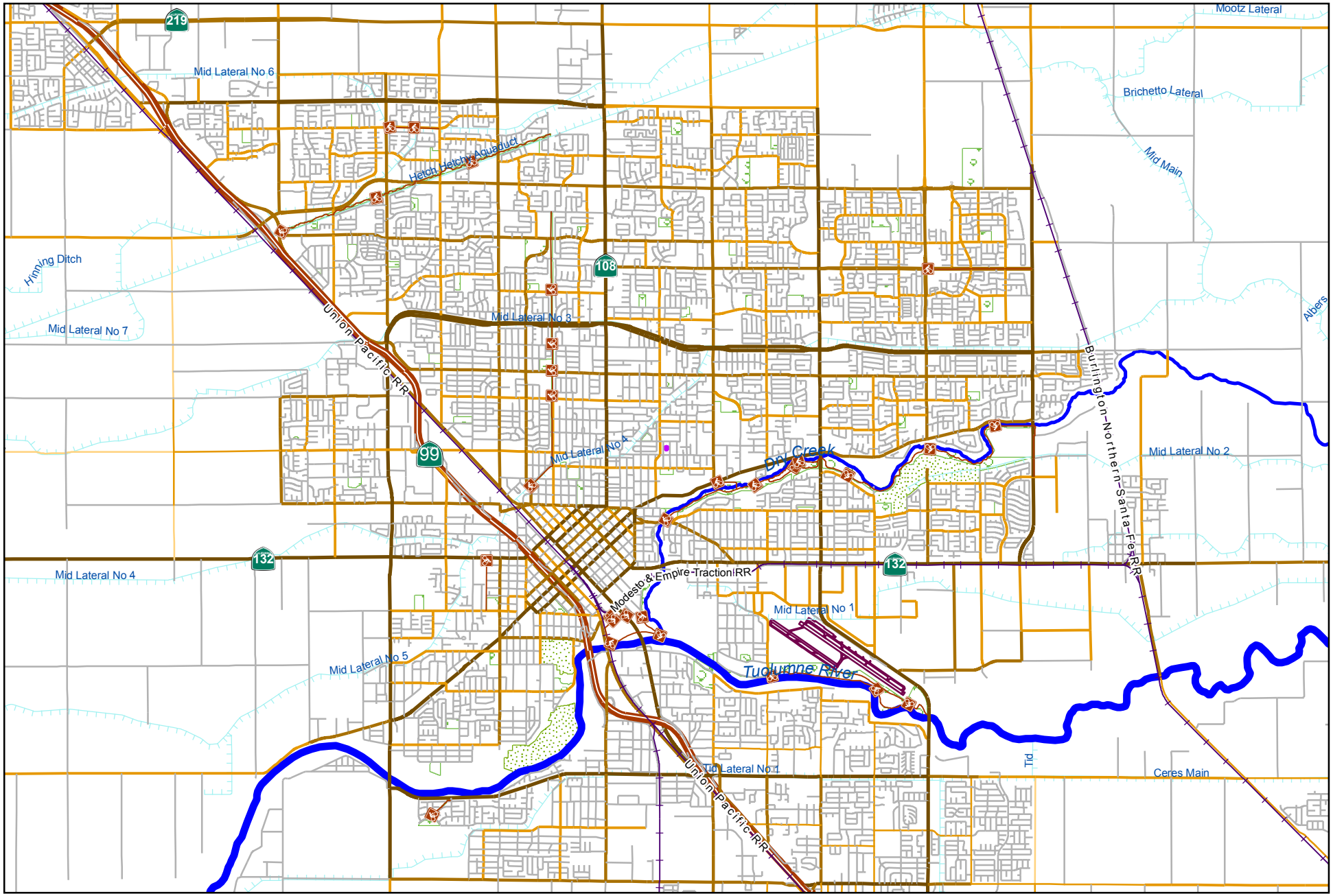

City of Modesto

Project #: 101186

0 5,500 11,000
Feet

PW - Upgrade Traffic Signals - 2019-FHWA-CalTrans-CML-5059(236)-2019-20.205 HWY Planning and Con

MODESTO CALIFORNIA

PW - Upgrade Traffic Signals - 2019-FHWA-CalTrans-CML-5059(236)-2019-20.205 HWY Planning and Con

101186

Capital Unsponsored

Cost Center:	PW - Capital Projects-59999	*Category:*	Traffic Circulation	*Start Date:*	2019
Hosting Fund:	Capital Grants - Streets CIP Projects-3160	*Type Class:*	Traffic Signals	*End Date:*	2022
Element Listing:	Comm Dev	*Area:*	Within City	*Status:*	New
Classification:	Improvements	*Manager:*	Collins, Scott R	*Const. Code:*	New or Future

Proj Desc:

Proj Stat: In Design – Traffic signal upgrades at Blue Gum/Carpenter, I/14th, I/17th, G/12th, and G/17th

Revenues	Budget	Actuals+Commit	Available	Prop. Inc./Dec. for 20-21	Bud + Prop. Incr/Decr	Avail.+ Prop. Incr/Decr	21-22	22-23	23-24	24-25	Total Budgeted up to 2025
42110 Intergov - State - CA Department of Transportation	150,000	1,520	148,480	0	150,000	148,480	0	0	0	0	150,000
Revenue Totals:	150,000	1,520	148,480	0	150,000	148,480	0	0	0	0	150,000

Expenditures	Budget	Actual+Commit	Available	Prop. Inc./Dec. for 20-21	Budget+Prop. Inc./Dec.	Avail.+Prop. Inc./Dec.	21-22	22-23	23-24	24-25	Total Budgeted up to 2025
EDA Eng/Design/Admin	150,000	3,288	146,712	0	150,000	146,712	0	0	0	0	150,000
Expenditure Totals:	150,000	3,288	146,712	0	150,000	146,712	0	0	0	0	150,000

Fund Balance Required	Budget+Prop. Inc./Dec.	Available+Prop. Inc./Dec.
Capital Grants - Streets CIP Projects-3160	0	-1,769

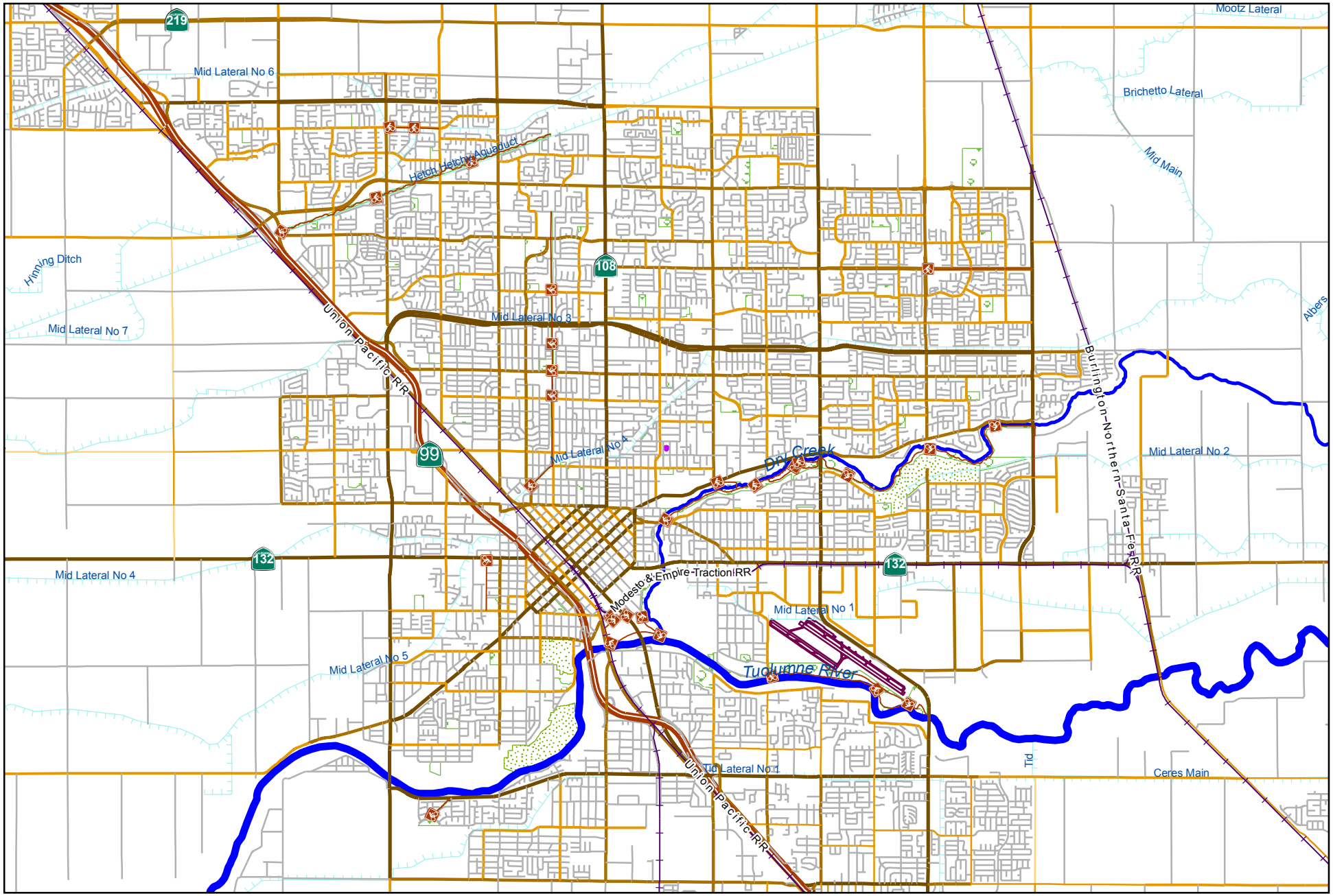

City of Modesto

Project #: 101188

0 5,500 11,000
Feet

PW - Retroreflective Backplates and Striping-FHWA-CalTrans-HSIPL-5059(237)-2019-20.205 HWY Planning and Con

MODESTO CALIFORNIA

PW - Retroreflective Backplates and Striping-FHWA-CalTrans-HSIPL-5059(237)-2019-20.205 HWY Planning and Con

101188

Capital Unsponsored

Cost Center:	PW - Capital Projects-59999	*Category:*	Traffic Circulation	*Start Date:*	2019
Hosting Fund:	Capital Grants - Streets CIP Projects-3160	*Type Class:*	Traffic Signals	*End Date:*	2022
Element Listing:	Comm Dev	*Area:*	Within City	*Status:*	New
Classification:	Improvements	*Manager:*	Collins, Scott R	*Const. Code:*	New or Future

Proj Desc:

Proj Stat: In Design – Installation of retro-reflective backplates at all City signalized intersections

Revenues	Budget	Actuals+Commit	Available	Prop. Inc./Dec. for 20-21	Bud + Prop. Incr/Decr	Avail.+ Prop. Incr/Decr	21-22	22-23	23-24	24-25	Total Budgeted up to 2025
42110 Intergov - State - CA Department of Transportation	20,250	1,363	18,887	0	20,250	18,887	0	0	0	0	20,250
61730 Transfer In from Fund 1730	2,250	0	2,250	0	2,250	2,250	0	0	0	0	2,250
Revenue Totals:	22,500	1,363	21,137	0	22,500	21,137	0	0	0	0	172,500

Expenditures	Budget	Actual+Commit	Available	Prop. Inc./Dec. for 20-21	Budget+Prop. Inc./Dec.	Avail.+Prop. Inc./Dec.	21-22	22-23	23-24	24-25	Total Budgeted up to 2025
EDA Eng/Design/Admin	22,500	2,296	20,204	0	22,500	20,204	0	0	0	0	22,500
Expenditure Totals:	22,500	2,296	20,204	0	22,500	20,204	0	0	0	0	22,500

Fund Balance Required	Budget+Prop. Inc./Dec.	Available+Prop. Inc./Dec.
Capital Grants - Streets CIP Projects-3160	0	-933

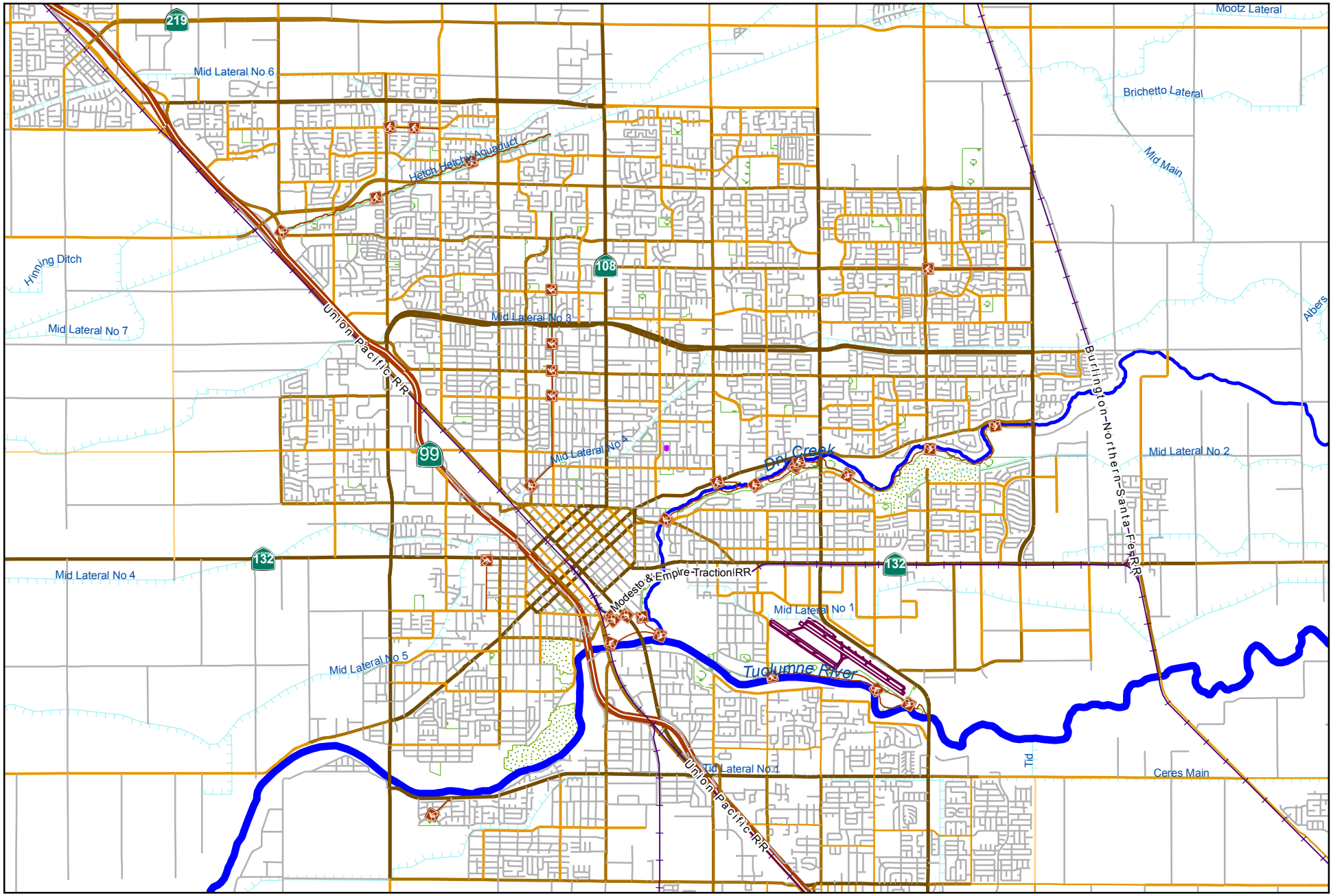

City of Modesto

Project #: 101192

PW - Upgrade ATMS 2019-FHWA-CalTrans-CML-5059(238)-2019-20.205 HWY Planning and Con

0 5,500 11,000
Feet

N

MODESTO CALIFORNIA

PW - Upgrade ATMS 2019-FHWA-CalTrans-CML-5059(238)-2019-20.205 HWY Planning and Con

101192

Capital Unsponsored

Cost Center:	PW - Capital Projects-59999	*Category:*	Traffic Circulation	*Start Date:*	2019
Hosting Fund:	Capital Grants - Streets CIP Projects-3160	*Type Class:*	Traffic Signal Coordination	*End Date:*	2022
Element Listing:	Comm Dev	*Area:*	Within City	*Status:*	New
Classification:	Improvements	*Manager:*	Collins, Scott R	*Const. Code:*	New or Future

Proj Desc:

Proj Stat: In Design – Installation of fiber communications along Standiford/Sylvan, Briggsmore, and Oakdale

Revenues	Budget	Actuals+Commit	Available	Prop. Inc./Dec. for 20-21	Bud + Prop. Incr/Decr	Avail.+ Prop. Incr/Decr	21-22	22-23	23-24	24-25	Total Budgeted up to 2025
42110 Intergov - State - CA Department of Transportation	150,000	2,442	147,558	0	150,000	147,558	0	0	0	0	150,000
Revenue Totals:	150,000	2,442	147,558	0	150,000	147,558	0	0	0	0	150,000

Expenditures	Budget	Actual+Commit	Available	Prop. Inc./Dec. for 20-21	Budget+Prop. Inc./Dec.	Avail.+Prop. Inc./Dec.	21-22	22-23	23-24	24-25	Total Budgeted up to 2025
EDA Eng/Design/Admin	150,000	2,510	147,490	0	150,000	147,490	0	0	0	0	150,000
Expenditure Totals:	150,000	2,510	147,490	0	150,000	147,490	0	0	0	0	150,000

Fund Balance Required	Budget+Prop. Inc./Dec.	Available+Prop. Inc./Dec.
Capital Grants - Streets CIP Projects-3160	0	-68

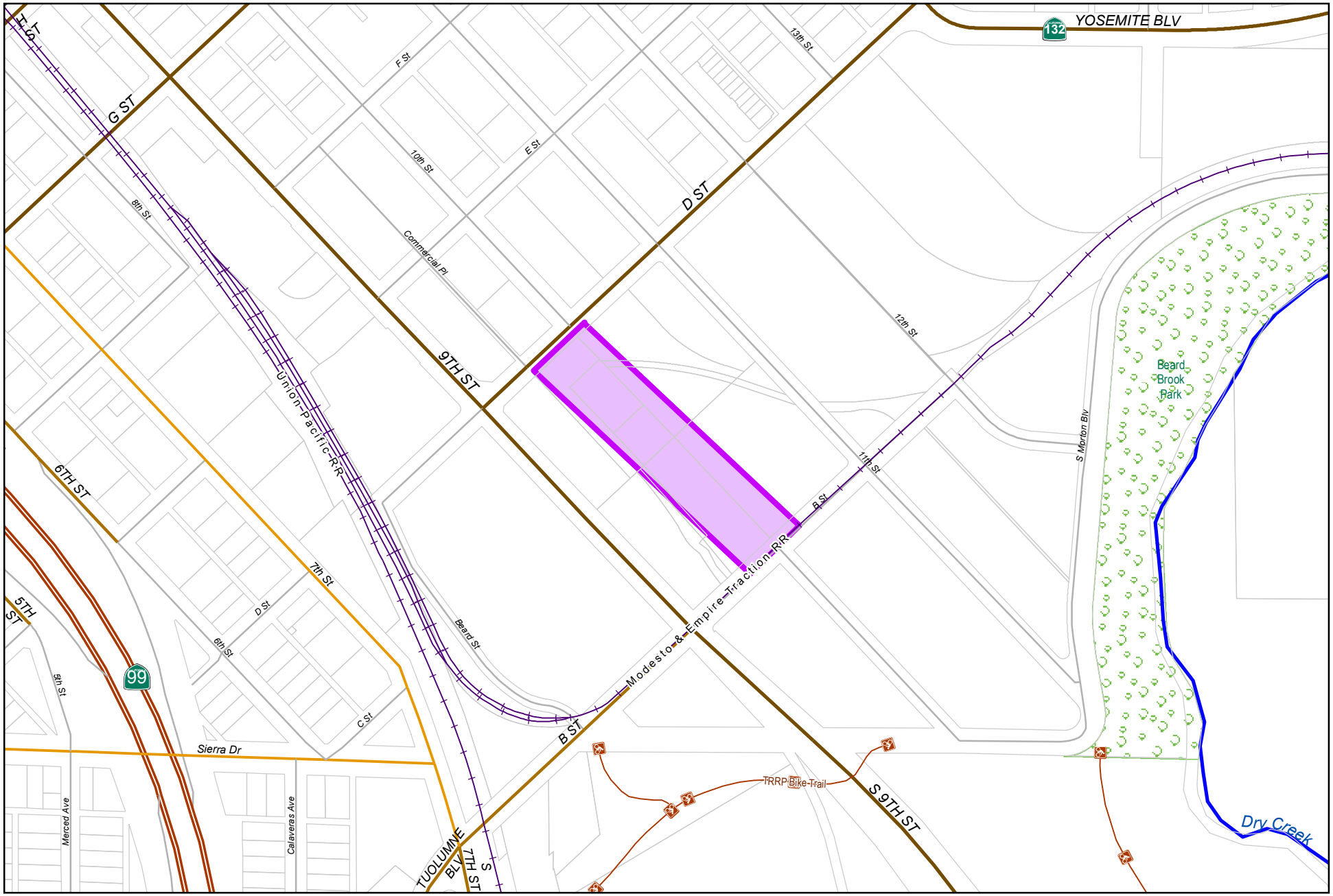

0 387.5 775
Feet

City of Modesto

Project #: 101196

CED - 10th Street Improvements (B St to D St) Stanislaus Foods

MODESTO CALIFORNIA

CED - 10th Street Improvements (B St to D St) Stanislaus Foods

101196

Capital Unsponsored

Cost Center:	CED - Capital Projects-14999	*Category:*	Traffic Circulation	*Start Date:*	
Hosting Fund:	Special Fund for Capital Outlay-3120	*Type Class:*	Development Participation	*End Date:*	
Element Listing:	Comm Dev	*Area:*	Within City	*Status:*	New
Classification:	Improvements	*Manager:*	Dion, Victoria Michelle	*Const. Code:*	New or Future

Proj Desc: A Development Agreement between the City of Modesto and Stanislaus Foods (Planning Commission Resolution 2019-06) will provide $2,400,000 for improvements to 10th Street between B Street and D Street. This project will be funded in accordance with the DA upon council approval, and will improve 10th Street between B Street and D Street.

Proj Stat: The City is acquiring right of way. Design will follow ROW acquisition, completion of the Downtown Master Plan, and TRRP.

Revenues	Budget	Actuals+Commit	Available	Prop. Inc./Dec. for 20-21	Bud + Prop. Incr/Decr	Avail.+ Prop. Incr/Decr	21-22	22-23	23-24	24-25	Total Budgeted up to 2025
47005 Miscellaneous Revenue	2,396,616	2,396,616	0	0	2,396,616	0	0	0	0	0	2,396,616
Revenue Totals:	2,396,616	2,396,616	0	0	2,396,616	0	0	0	0	0	2,396,616

Expenditures	Budget	Actual+Commit	Available	Prop. Inc./Dec. for 20-21	Budget+Prop. Inc./Dec.	Avail.+Prop. Inc./Dec.	21-22	22-23	23-24	24-25	Total Budgeted up to 2025
CA Construction Admin	190,000	0	190,000	0	190,000	190,000	0	0	0	0	190,000
CCF City Construct Force	10,000	0	10,000	0	10,000	10,000	0	0	0	0	10,000
CON Construction	1,916,616	0	1,916,616	0	1,916,616	1,916,616	0	0	0	0	1,916,616
EDA Eng/Design/Admin	280,000	4,805	275,195	0	280,000	275,195	0	0	0	0	280,000
Expenditure Totals:	2,396,616	4,805	2,391,811	0	2,396,616	2,391,811	0	0	0	0	2,396,616

Fund Balance Required	Budget+Prop. Inc./Dec.	Available+Prop. Inc./Dec.
Special Fund for Capital Outlay-3120	0	2,391,811

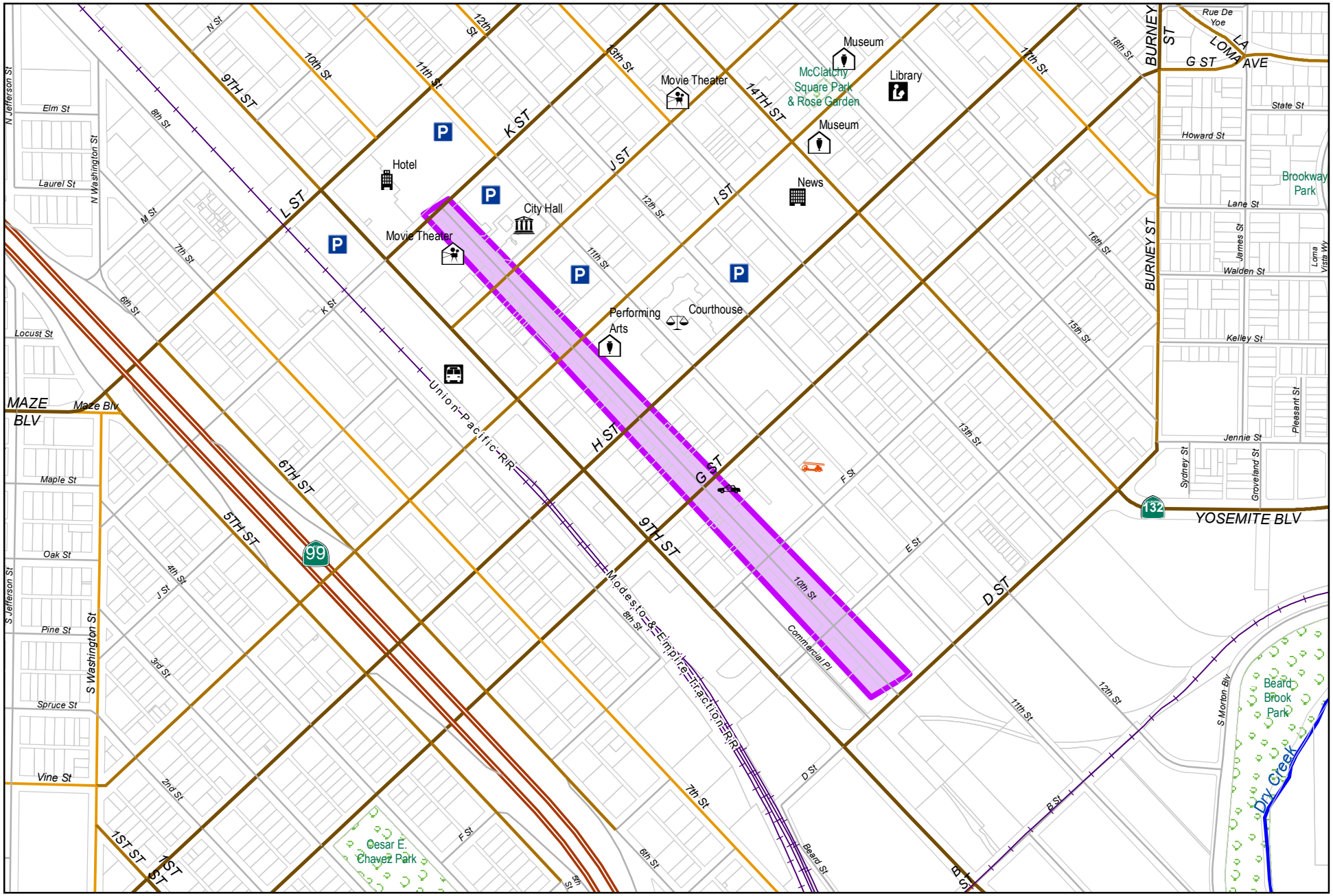

City of Modesto

Project #: 101206

CED - 10th Street Aesthetic Improvements

0 600 1,200
Feet

CED - 10th Street Aesthetic Improvements

101206

Capital Unsponsored

Cost Center:	CED - Capital Projects-14999	*Category:*	Traffic Circulation	*Start Date:*	
Hosting Fund:	Special Fund for Capital Outlay-3120	*Type Class:*	Miscellaneous	*End Date:*	
Element Listing:	Comm Svcs & Fac	*Area:*	Within City	*Status:*	New
Classification:	Improvements	*Manager:*	Bryant, Tamorah	*Const. Code:*	New or Future

Proj Desc:

Proj Stat:

Revenues	Budget	Actuals+Commit	Available	Prop. Inc./Dec. for 20-21	Bud + Prop. Incr/Decr	Avail.+ Prop. Incr/Decr	21-22	22-23	23-24	24-25	Total Budgeted up to 2025
47005 Miscellaneous Revenue	200,000	200,000	0	0	200,000	0	0	0	0	0	200,000
Revenue Totals:	200,000	200,000	0	0	200,000	0	0	0	0	0	200,000

Expenditures	Budget	Actual+Commit	Available	Prop. Inc./Dec. for 20-21	Budget+Prop. Inc./Dec.	Avail.+Prop. Inc./Dec.	21-22	22-23	23-24	24-25	Total Budgeted up to 2025
CON Construction	200,000	0	200,000	0	200,000	200,000	0	0	0	0	200,000
Expenditure Totals:	200,000	0	200,000	0	200,000	200,000	0	0	0	0	200,000

Fund Balance Required	Budget+Prop. Inc./Dec.	Available+Prop. Inc./Dec.
Special Fund for Capital Outlay-3120	0	200,000

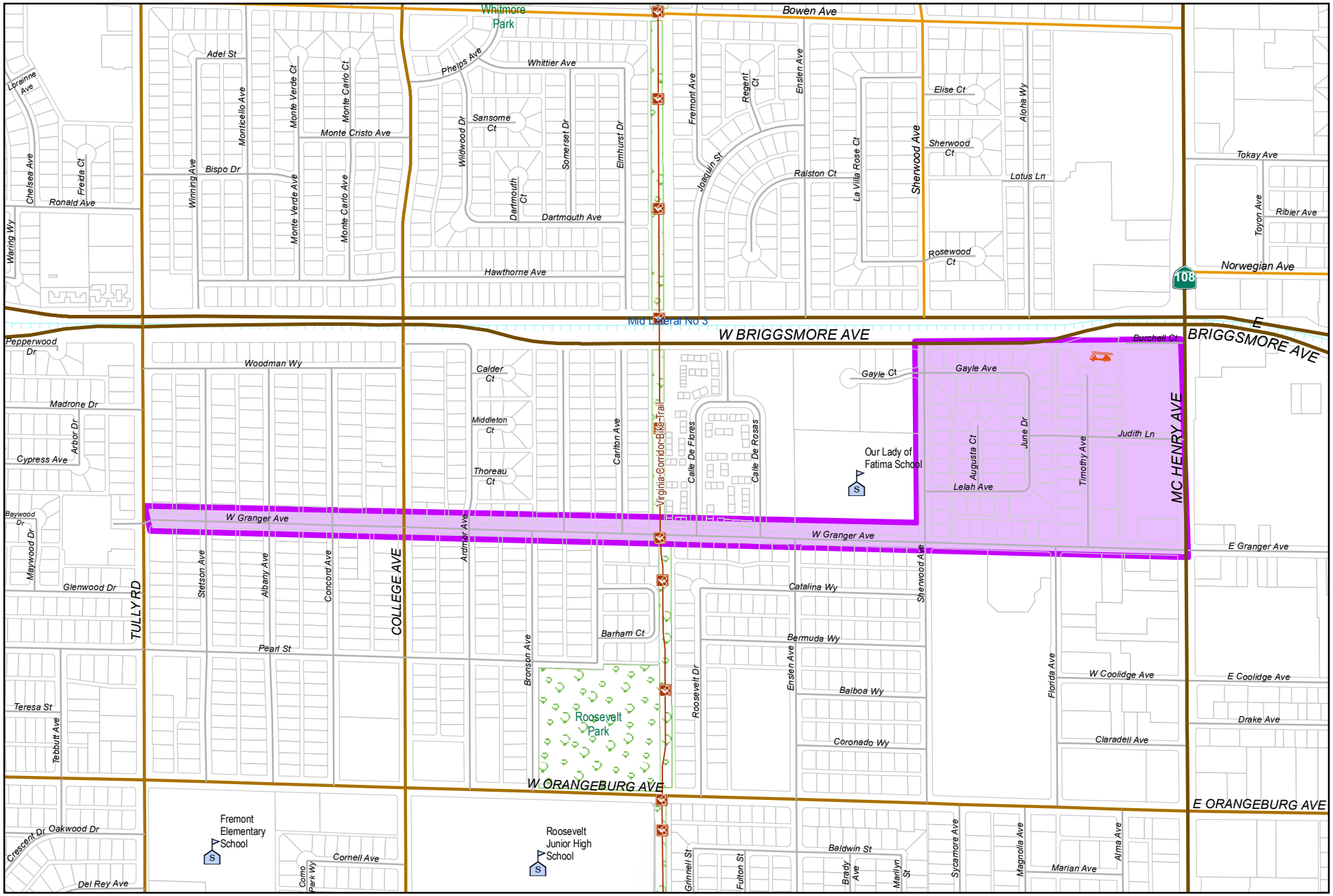

0 600 1,200
Feet

City of Modesto

Project #: 101214

CED - Granger Neighborhood Pavement Rehabilitation

MODESTO CALIFORNIA

CED - Granger Neighborhood Pavement Rehabilitation

101214

Capital Unsponsored

Cost Center:	CED - Capital Projects-14999	*Category:*	Traffic Circulation	*Start Date:*	
Hosting Fund:	Measure L - Capital Projects-3300	*Type Class:*	Maintenance	*End Date:*	
Element Listing:	Comm Dev	*Area:*	Within City	*Status:*	New
Classification:	Improvements	*Manager:*	Bryant, Tamorah	*Const. Code:*	New or Future

Proj Desc: West Granger Avenue from Tully to McHenry, Gayle Ave, Augusta Ct, Lelah Ave, June Dr, Judith Ln, Timothy Ave, Sherwood Dr, Pearl Street and Carlton Avenue near Roosevelt Park, more than 645,000 sq. ft. of pavement. Anticipated project improvements include roadway resurfacing and/or reconstruction, new signage and striping, ADA upgrades, and minor storm drainage system improvements.

Proj Stat: City is selecting consultant, anticipate design phase completed in 2020.

Revenues	Budget	Actuals+Commit	Available	Prop. Inc./Dec. for 20-21	Bud + Prop. Incr/Decr	Avail.+ Prop. Incr/Decr	21-22	22-23	23-24	24-25	Total Budgeted up to 2025
61410 Transfer In from Fund 1410	330,000	0	330,000	0	330,000	330,000	0	0	0	0	330,000
Revenue Totals:	330,000	0	330,000	0	330,000	330,000	0	0	0	0	330,000

Expenditures	Budget	Actual+Commit	Available	Prop. Inc./Dec. for 20-21	Budget+Prop. Inc./Dec.	Avail.+Prop. Inc./Dec.	21-22	22-23	23-24	24-25	Total Budgeted up to 2025
EDA Eng/Design/Admin	330,000	0	330,000	0	330,000	330,000	0	0	0	0	330,000
Expenditure Totals:	330,000	0	330,000	0	330,000	330,000	0	0	0	0	330,000

Fund Balance Required	Budget+Prop. Inc./Dec.	Available+Prop. Inc./Dec.
Measure L - Capital Projects-3300	0	0

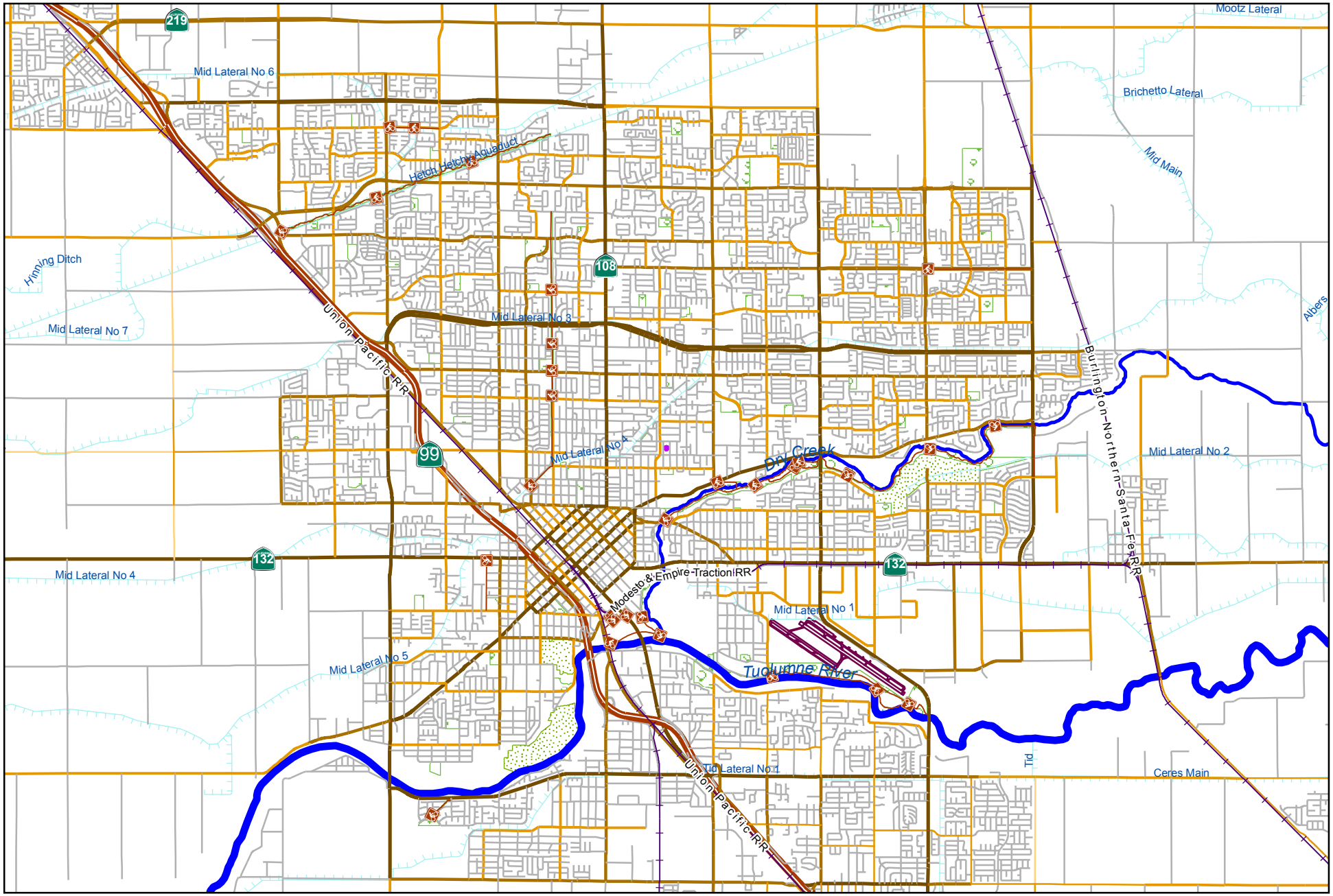

0 5,500 11,000
Feet

City of Modesto

Project #: 101221

CED - School Safety Program Projects

MODESTO CALIFORNIA

School Safety Program Projects

101221

Capital Unsponsored

Cost Center:	CED - Capital Projects-14999	*Category:*	Traffic Circulation	*Start Date:*	
Hosting Fund:	Measure L - Capital Projects-3300	*Type Class:*	Low Cost Traffic Improvements	*End Date:*	
Element Listing:	Comm Dev	*Area:*	Within City	*Status:*	New
Classification:	Improvements	*Manager:*	Bryant, Tamorah	*Const. Code:*	New or Future

Proj Desc:

Proj Stat:

Expenditures	Budget	Actual+Commit	Available	Prop. Inc./Dec. for 20-21	Budget+Prop. Inc./Dec.	Avail.+Prop. Inc./Dec.	21-22	22-23	23-24	24-25	Total Budgeted up to 2025
EDA Eng/Design/Admin	25,000	0	25,000	0	25,000	25,000	0	0	0	0	25,000
Expenditure Totals:	25,000	0	25,000	0	25,000	25,000	0	0	0	0	25,000

Fund Balance Required	Budget+Prop. Inc./Dec.	Available+Prop. Inc./Dec.
Measure L - Capital Projects-3300	25,000	25,000

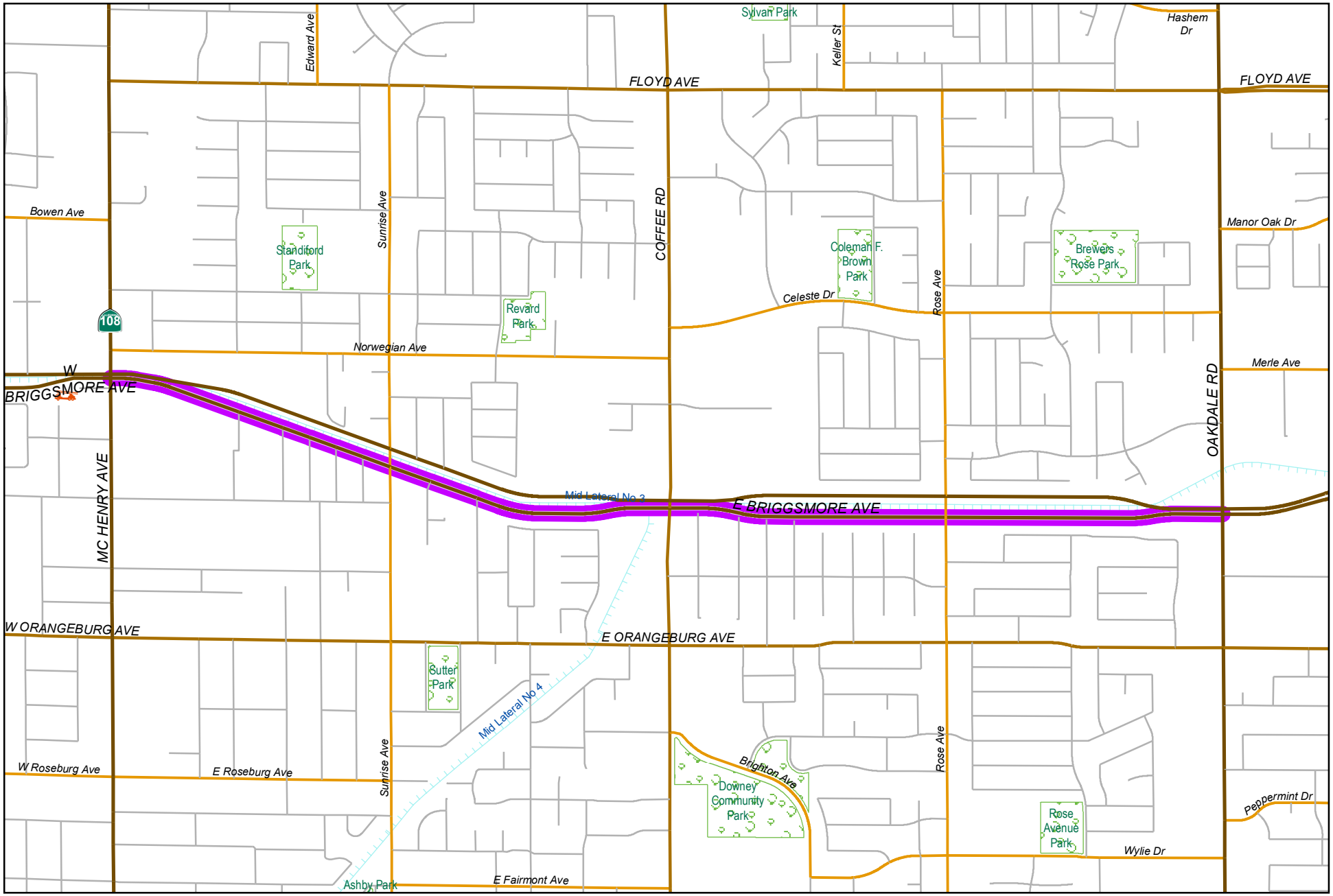

0 1,150 2,300
Feet

City of Modesto

Project #: 101246

CED - Briggsmore Avenue Pavement Rehabilitation (McHenry Avenue to Oakdale Road)

MODESTO CALIFORNIA

CED - Briggsmore Avenue Pavement Rehabilitation (McHenry Avenue to Oakdale Road) 101246

Capital Unsponsored

Cost Center:	14999	*Category:*	Traffic Circulation	*Start Date:*	2020
Hosting Fund:	Measure L - Capital Projects-3300	*Type Class:*	Maintenance	*End Date:*	2022
Element Listing:	Comm Dev	*Area:*	Within City	*Status:*	New
Classification:	Improv	*Manager:*	Soares, Phillip	*Const. Code:*	New or Future

Proj Desc: Pavement rehabilitation of Briggsmore Avenue from McHenry Avenue to Oakdale Road, approximately 2 miles, or 862,000 square feet. Anticipated project improvments include roadway resurfacing and/or reconstruction, new signage and striping, ADA upgrades at intersections, signal upgrades (detection camera, ADA push buttons) where needed, and storm drainage system improvements. The project will remove non-compliant ADA ramps and construct new compliant ramps in multiple locations, will provide pedestrian crossings where none currently exist, and will include signage and striping for a bikeway on Briggsmore.

Proj Stat:

Revenues	Budget	Actuals+Commit	Available	Prop. Inc./Dec. for 20-21	Bud + Prop. Incr/Decr	Avail.+ Prop. Incr/Decr	21-22	22-23	23-24	24-25	Total Budgeted up to 2025
61410 Transfer In from Fund 1410	0	0	0	367,500	367,500	367,500	2,450,000	0	0	0	2,817,500
Revenue Totals:	0	0	0	367,500	367,500	367,500	2,450,000	0	0	0	2,817,500

Expenditures	Budget	Actual+Commit	Available	Prop. Inc./Dec. for 20-21	Budget+Prop. Inc./Dec.	Avail.+Prop. Inc./Dec.	21-22	22-23	23-24	24-25	Total Budgeted up to 2025
CA Construction Admin	0	0	0	0	0	0	294,000	0	0	0	294,000
CON Construction	0	0	0	0	0	0	1,960,000	0	0	0	1,960,000
CTGY Contingency - CIP	0	0	0	0	0	0	196,000	0	0	0	196,000
EDA Eng/Design/Admin	0	0	0	367,500	367,500	367,500	0	0	0	0	367,500
Expenditure Totals:		0	0	367,500	367,500	367,500	2,450,000	0	0	0	2,817,500

Fund Balance Required	Budget+Prop. Inc./Dec.	Available+Prop. Inc./Dec.
Measure L - Capital Projects-3300	0	0

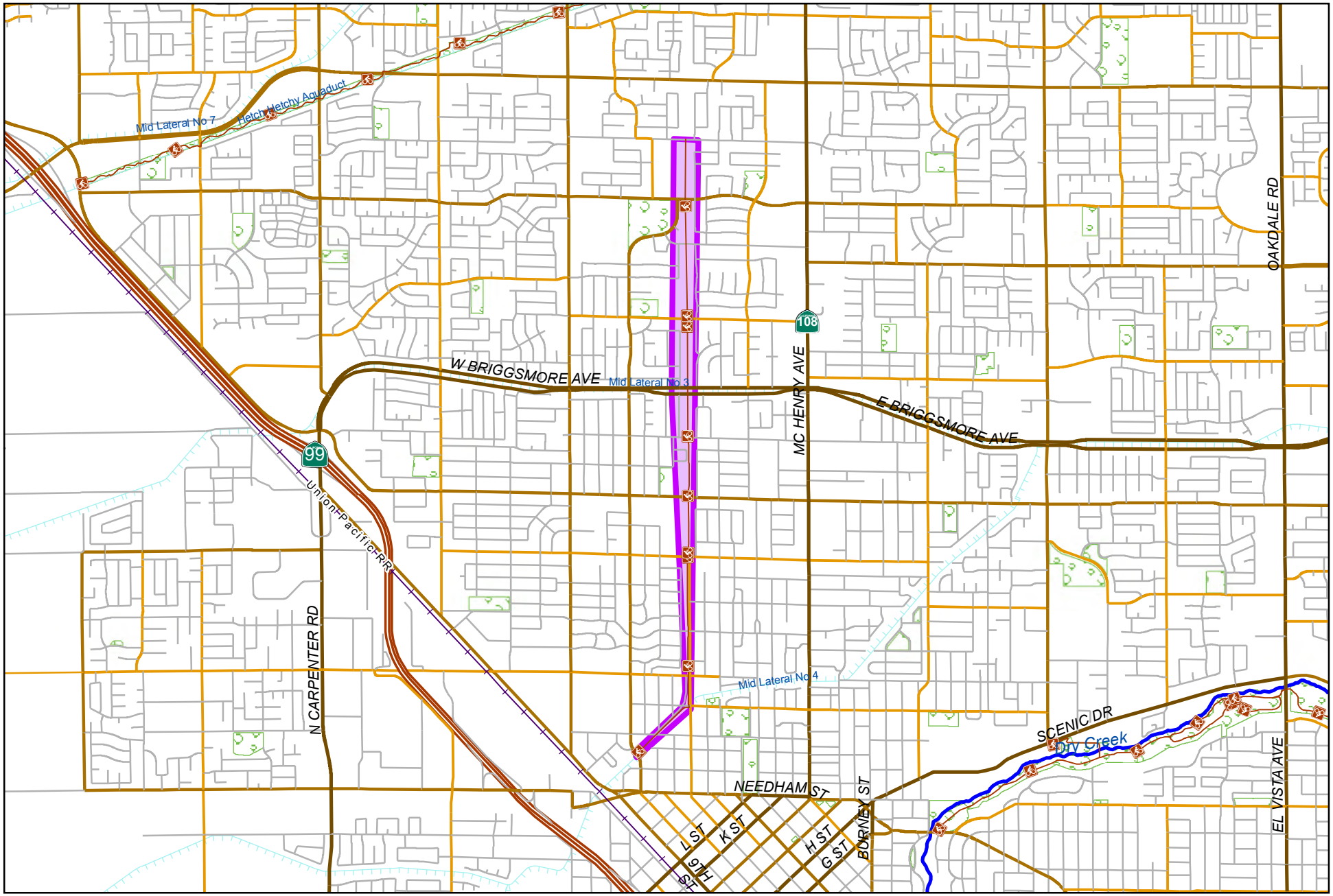

0 2,650 5,300
Feet

City of Modesto

Project #: 101247

CED - Virginia Corridor Trail Maintenance

MODESTO CALIFORNIA

CED - Virginia Corridor Trail Maintenance

101247

Capital Unsponsored

Cost Center:	14999	*Category:*	Traffic Circulation	*Start Date:*	2020
Hosting Fund:	Measure L - Capital Projects-3300	*Type Class:*	Maintenance	*End Date:*	2021
Element Listing:	Comm Dev	*Area:*	Within City	*Status:*	New
Classification:	Maint	*Manager:*	Sacuskie, Mike	*Const. Code:*	New or Future

Proj Desc: Pavment Maintenance project on Virginia Corridor Trail from Woodrow Avenue to Downtown, approximately 3.0 miles. Anticipated project improvements include bike path resurfacing, new center line striping, new signage, ADA upgrades. New pedestrian crossing and ADA ramps to be constructed at Stoddard and at Orangburg.

Proj Stat:

Revenues	Budget	Actuals+Commit	Available	Prop. Inc./Dec. for 20-21	Bud + Prop. Incr/Decr	Avail.+ Prop. Incr/Decr	21-22	22-23	23-24	24-25	Total Budgeted up to 2025
61410 Transfer In from Fund 1410	0	0	0	632,500	632,500	632,500	0	0	0	0	632,500
Revenue Totals:	0	0	0	632,500	632,500	632,500	0	0	0	0	632,500

Expenditures	Budget	Actual+Commit	Available	Prop. Inc./Dec. for 20-21	Budget+Prop. Inc./Dec.	Avail.+Prop. Inc./Dec.	21-22	22-23	23-24	24-25	Total Budgeted up to 2025
CA Construction Admin	0	0	0	65,400	65,400	65,400	0	0	0	0	65,400
CON Construction	0	0	0	436,000	436,000	436,000	0	0	0	0	436,000
CTGY Contingency - CIP	0	0	0	43,600	43,600	43,600	0	0	0	0	43,600
EDA Eng/Design/Admin	0	0	0	87,500	87,500	87,500	0	0	0	0	87,500
Expenditure Totals:		0	0	632,500	632,500	632,500	0	0	0	0	632,500

Fund Balance Required	Budget+Prop. Inc./Dec.	Available+Prop. Inc./Dec.
Measure L - Capital Projects-3300	0	0

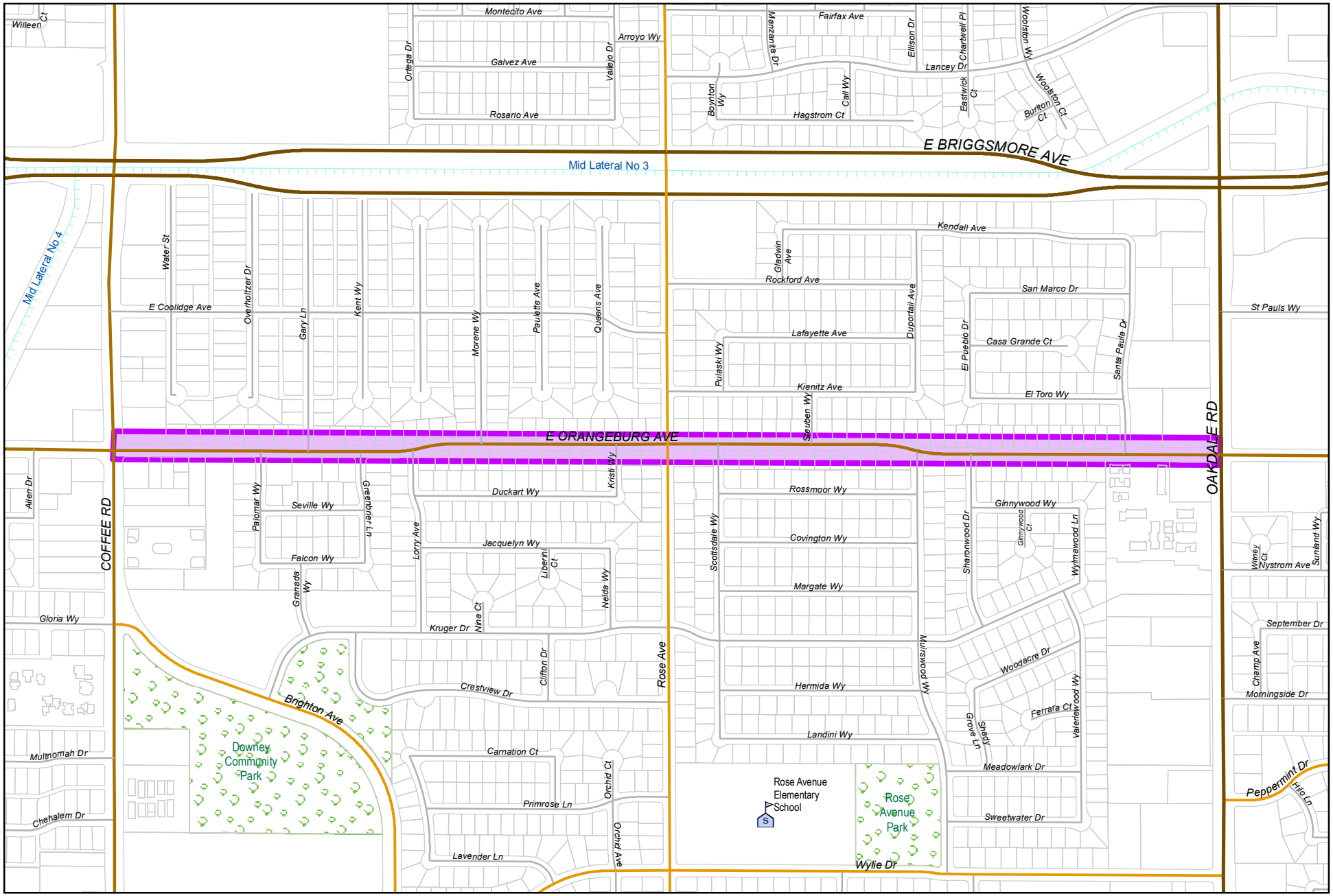

City of Modesto

Project #: 101248

CED - Orangeburg Avenue Pavement Rehabilitation Phase 1 (Coffee Rd to Oakdale Ave)

0 550 1,100
Feet

MODESTO CALIFORNIA

CED - Orangeburg Avenue Pavement Rehabilitation Phase 1 (Coffee Rd to Oakdale Ave) 101248

Capital Unsponsored

Cost Center:	14999	*Category:*	Traffic Circulation	*Start Date:*	2020
Hosting Fund:	Measure L - Capital Projects-3300	*Type Class:*	Maintenance	*End Date:*	2021
Element Listing:	Comm Dev	*Area:*	Within City	*Status:*	New
Classification:	Improv	*Manager:*	Soares, Phillip A	*Const. Code:*	New or Future

Proj Desc: Pavement rehabilitation on Orangeburg Avenue from Coffee Road to Oakdale Avenue, approximately 1.0 centerline mile or 421,200 square feet of pavement. Anticipated project improvements include roadway resurfacing and/or reconstruction, new signage and striping, ADA upgrades, and minor storm drain system improvements. The project will remove non-compliant ADA ramps and construct new compliant ramps in approximately 30 locations. The project will include signage and striping for a Class III bikeway path on Orangeburg.

Proj Stat:

Revenues	Budget	Actuals+Commit	Available	Prop. Inc./Dec. for 20-21	Bud + Prop. Incr/Decr	Avail.+ Prop. Incr/Decr	21-22	22-23	23-24	24-25	Total Budgeted up to 2025
61410 Transfer In from Fund 1410	0	0	0	1,851,500	1,851,500	1,851,500	0	0	0	0	1,851,500
Revenue Totals:	0	0	0	1,851,500	1,851,500	1,851,500	0	0	0	0	1,851,500

Expenditures	Budget	Actual+Commit	Available	Prop. Inc./Dec. for 20-21	Budget+Prop. Inc./Dec.	Avail.+Prop. Inc./Dec.	21-22	22-23	23-24	24-25	Total Budgeted up to 2025
CA Construction Admin	0	0	0	193,200	193,200	193,200	0	0	0	0	193,200
CON Construction	0	0	0	1,288,000	1,288,000	1,288,000	0	0	0	0	1,288,000
CTGY Constingency - CIP	0	0	0	128,800	128,800	128,800	0	0	0	0	128,800
EDA Eng/Design/Admin	0	0	0	241,500	241,500	241,500	0	0	0	0	241,500
Expenditure Totals:		0	0	1,851,500	1,851,500	1,851,500	0	0	0	0	1,851,500

Fund Balance Required	Budget+Prop. Inc./Dec.	Available+Prop. Inc./Dec.
Measure L - Capital Projects-3300	0	0

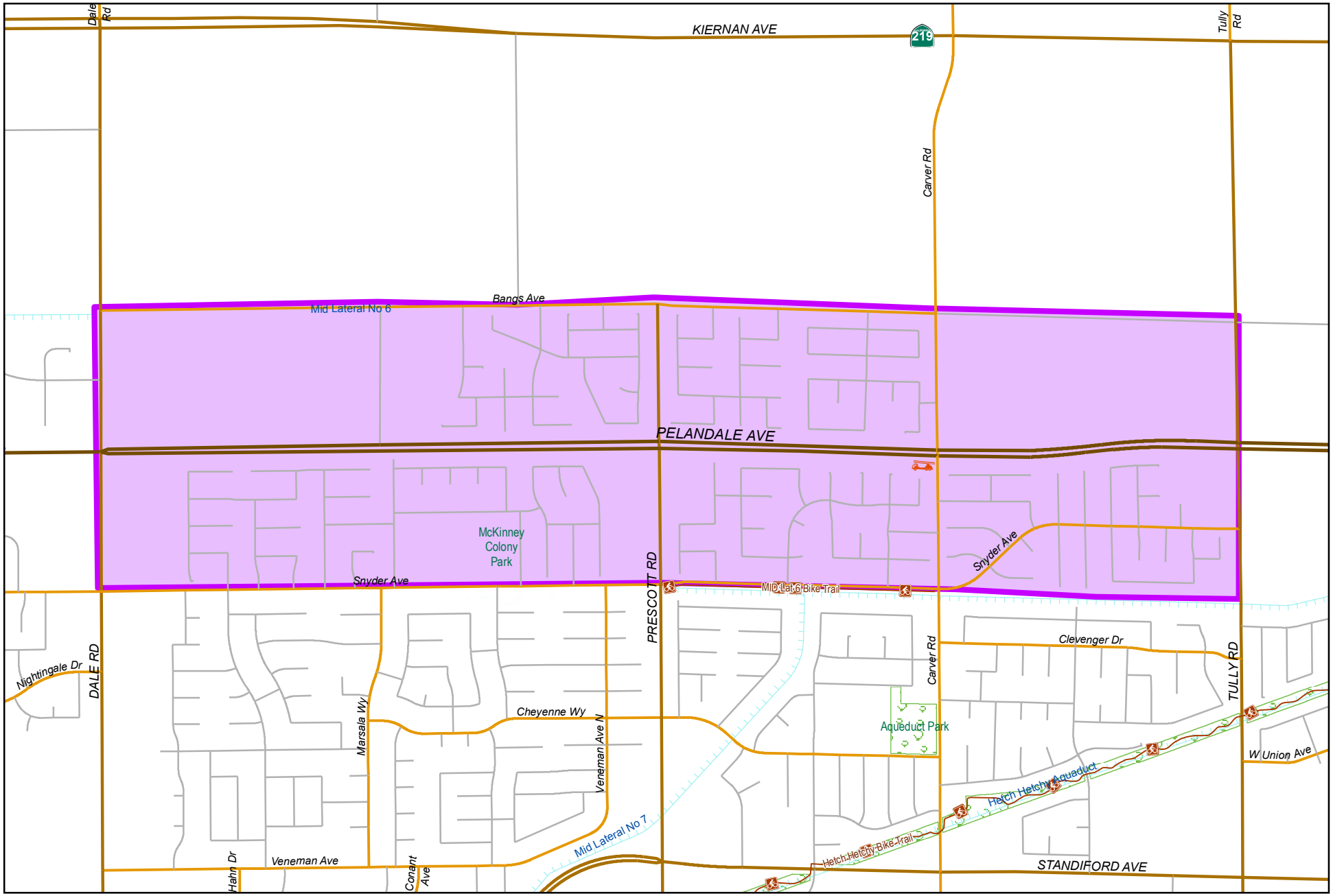
Dale Rd
KIERNAN AVE
219
Tully Rd
Carver Rd
Bangs Ave
Mid Lateral No 6
PELANDALE AVE
McKinney Colony Park
Snyder Ave
Snyder Ave
Mid Lat 6 Bike Trail
PRESCOTT RD
Clevenger Dr
Carver Rd
TULLY RD
Nightingale Dr
DALE RD
Marsala Wy
Cheyenne Wy
Veneman Ave N
Aqueduct Park
W Union Ave
Hetch Hetchy Aquaduct
Mid Lateral No 7
Hetch Hetchy Bike Trail
Hahn Dr
Veneman Ave
Conant Ave
STANDIFORD AVE
0
1,150
2,300
Feet
City of Modesto
Project #: 101249
CED - Pelandale Neighborhood Pavement Maintenance Project
N
MODESTO
CALIFORNIA

CED - Pelandale Neighborhood Pavement Maintenance Project 101249

Capital Unsponsored

Cost Center:	14999	*Category:*	Traffic Circulation	*Start Date:*	2020
Hosting Fund:	Measure L - Capital Projects-3300	*Type Class:*	Maintenance	*End Date:*	2021
Element Listing:	Comm Dev	*Area:*	Within City	*Status:*	New
Classification:	Improv	*Manager:*	Sacuskie, Mike	*Const. Code:*	New or Future

Proj Desc: Pavment maintenance in the area bound by Dale Road, Bangs Avenue, Tully Road, Snyder Avenue. This project will maintain approximately 12.6 center line miles or 2,190,000 square feet of local roads, and 1.1 center line miles or 200,000 square feet of minor collector (Snyder Avenue). Anticipated improvments include slurry seal surface treatment and restriping. The project will remove non-compliant ADA ramps and construct new compliant ramps in multiple locations,, and will include signage and striping for a Class III bikeway on Snyder.

Proj Stat:

Revenues	Budget	Actuals+Commit	Available	Prop. Inc./Dec. for 20-21	Bud + Prop. Incr/Decr	Avail.+ Prop. Incr/Decr	21-22	22-23	23-24	24-25	Total Budgeted up to 2025
61410 Transfer In from Fund 1410	0	0	0	2,271,250	2,271,250	2,271,250	0	0	0	0	2,271,250
Revenue Totals:	0	0	0	2,271,250	2,271,250	2,271,250	0	0	0	0	2,271,250

Expenditures	Budget	Actual+Commit	Available	Prop. Inc./Dec. for 20-21	Budget+Prop. Inc./Dec.	Avail.+Prop. Inc./Dec.	21-22	22-23	23-24	24-25	Total Budgeted up to 2025
CA Construction Admin	0	0	0	237,000	237,000	237,000	0	0	0	0	237,000
CON Construction	0	0	0	1,580,000	1,580,000	1,580,000	0	0	0	0	1,580,000
CTGY Contingency - CIP	0	0	0	158,000	158,000	158,000	0	0	0	0	158,000
EDA Eng/Design/Admin	0	0	0	296,250	296,250	296,250	0	0	0	0	296,250
Expenditure Totals:		0	0	2,271,250	2,271,250	2,271,250	0	0	0	0	2,271,250

Fund Balance Required	Budget+Prop. Inc./Dec.	Available+Prop. Inc./Dec.
Measure L - Capital Projects-3300	0	0

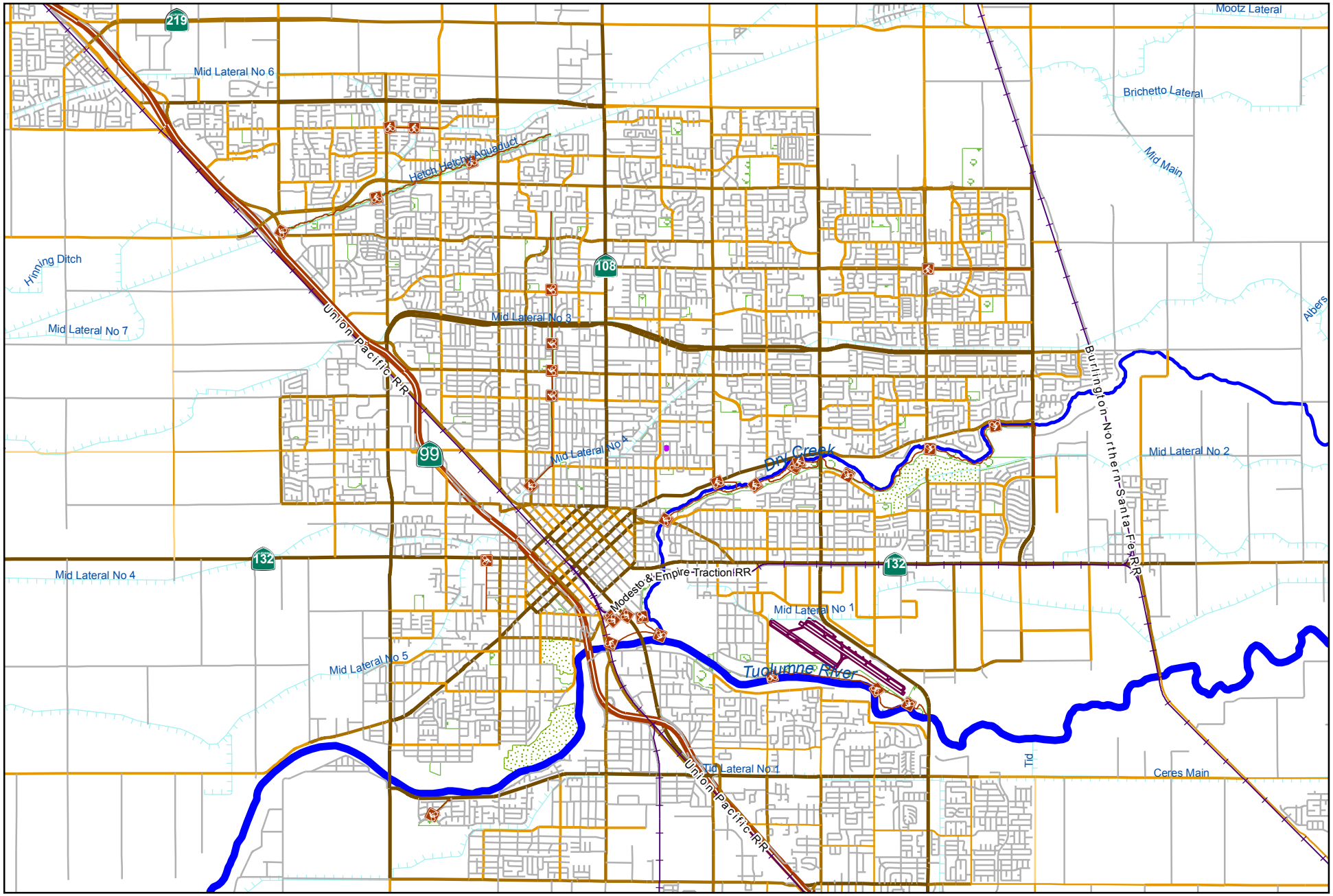

City of Modesto

Project #: 101250

CED - Neighborhood ADA Improvement Program

0 5,500 11,000
Feet

MODESTO CALIFORNIA

CED - Neighborhood ADA Improvement Program

101250

Capital Unsponsored

Cost Center:	14999	*Category:*	Traffic Circulation	*Start Date:*	2020
Hosting Fund:	Measure L - Capital Projects-3300	*Type Class:*	Maintenance	*End Date:*	2024
Element Listing:	Comm Dev	*Area:*	Within City	*Status:*	New
Classification:	Improv	*Manager:*	Bryant, Tamorah	*Const. Code:*	New or Future

Proj Desc: This program will provide ADA improvements to residential neighborhoods. The City maintains an ADA action list that captures citizen concerns regarding accessibility of specific locations throughout the City. Public participation will be facilitated through City's website and social media. Concerns will be prioritized, and projects developed by City staff to improve accessibility and safety in residential neighborhoods.
Anticipated improvements include compliant ramps, pedestrian refuges, signage and striping, ADA improvements, signal upgrades (detection cameras, ADA push buttons, beacons) where needed.

Proj Stat:

Revenues	Budget	Actuals+Commit	Available	Prop. Inc./Dec. for 20-21	Bud + Prop. Incr/Decr	Avail.+ Prop. Incr/Decr	21-22	22-23	23-24	24-25	Total Budgeted up to 2025
61410 Transfer In from Fund 1410	0	0	0	25,000	25,000	25,000	300,000	75,000	500,000	0	900,000
Revenue Totals:	0	0	0	25,000	25,000	25,000	300,000	75,000	500,000	0	900,000

Expenditures	Budget	Actual+Commit	Available	Prop. Inc./Dec. for 20-21	Budget+Prop. Inc./Dec.	Avail.+Prop. Inc./Dec.	21-22	22-23	23-24	24-25	Total Budgeted up to 2025
CA Construction Admin	0	0	0	0	0	0	45,000	0	0	75,000	120,000
CCF City Const Forces	0	0	0	0	0	0	7,500	0	0	12,500	20,000
CON Construction	0	0	0	0	0	0	225,000	0	0	375,000	600,000
CTGY Contingency - CIP	0	0	0	0	0	0	22,500	0	0	37,500	60,000
EDA Eng/Design/Admin	0	0	0	25,000	25,000	25,000	0	75,000	0	0	100,000
Expenditure Totals:		0	0	25,000	25,000	25,000	300,000	75,000	0	500,000	900,000

Fund Balance Required	Budget+Prop. Inc./Dec.	Available+Prop. Inc./Dec.
Measure L - Capital Projects-3300	0	0

TRANSIT

SYSTEM OVERVIEW

The City transit system provides a variety of services, including fixed-route, commuter and demand response transportation. The transit system also provides connections to Stanislaus Regional Transit (StaRT), Amtrak, Greyhound buses and taxicabs. Beginning in July 2020, the transit division will operate routes in Ceres, Escalon and a commuter route to Stockton.

MAX

The City operates fixed-route public transit under the name Modesto Area Express (MAX). Scheduled service is provided between approximately 5:45 a.m. and 11:30 p.m. on weekdays, between 7:15 a.m. and 9:00 p.m. on Saturdays, and between 8:45 a.m. and 8:15 p.m. on Sundays. MAX also operates round trips weekdays to the Dublin BART station, to the Lathrop ACE train station, and the downtown Stockton Transit Center.

The City currently operates 49 buses during peak periods while maintaining a fleet of 67 buses. Each year, MAX carries approximately 2.5 million passengers, travels 1.85 million miles and operates about 175,000 vehicle service hours.

The City owns the MAX buses and stores and maintains them at the City's bus facility. A private contractor provides bus drivers, dispatchers, supervisors, customer service and management.

Capital needs for the bus system are met through a combination of sources, including the Federal Transit Administration (FTA), the California Transportation Development Act (TDA) which includes Local Transportation Fund (LTF) and State Transit Assistance (STA), Measure L, other California transit funds and passenger fares.

Dial-A-Ride

The City also operates a demand response system known as Modesto Area Dial-A-Ride (DAR). DAR operates every day of the year. On weekdays, it operates from 4:45 a.m. to 11:00 p.m., Saturdays from 7:15 a.m. to 9:00 p.m., and on Sundays from 8:45 a.m. to 8:15 p.m. Dial-A-Ride service is restricted to persons with disabilities and senior citizens. Approximately 90,000 passengers per year take advantage of this transport system. Funding sources are the same as MAX transit.

Modesto Transportation Center

The Transportation Center, located in downtown Modesto, occupies the property between I Street, K Street, 9th Street, and the Union Pacific Railroad (UPRR) tracks. The Center functions as the downtown transfer terminal for the MAX system. The facility also serves Stanislaus Regional Transit, Modesto Area Dial-A-Ride, Greyhound buses and taxicabs.

Amtrak

The Modesto Amtrak Station is located at East Briggsmore and Held Drive. The facility serves Amtrak San Joaquin trains and MAX buses. About 100,000 passengers get on or off Amtrak trains at this station each year.

MAJOR ACCOMPLISHMENTS IN FY19/20

- Staff continued work on the improvement project for the Transportation Center, working with the FTA and the State Historic Preservation Office (SHPO) to make modifications to the historic building.
- Construction continued on the Amtrak station north parking lot
- Improved the MAX routes to keep routes on-time and improve the ease of understanding
- Upgraded bus stops with passenger shelters
- Implemented route expansion with the new SB1 funding
- Completed the bus stop improvement on Maze Blvd
- Installed a new on-board video surveillance system on the MAX fleet

HIGHLIGHTS FOR FY 20/21

- Replacement motor coaches are ordered for use on the BART Commuter Express route
- Replacement buses for 3 MAX buses that have exceeded their useful life
- Upgrade bus stops with passenger shelters
- Begin construction on the upgrades the Transit Center to improve the facility for all customers, and eventually ACE
- Complete the expansion of the Bus Maintenance Facility to include a bigger parts storage room
- Develop a traffic signal prioritization program
- Make repairs to the roof and restrooms at the Amtrak Station

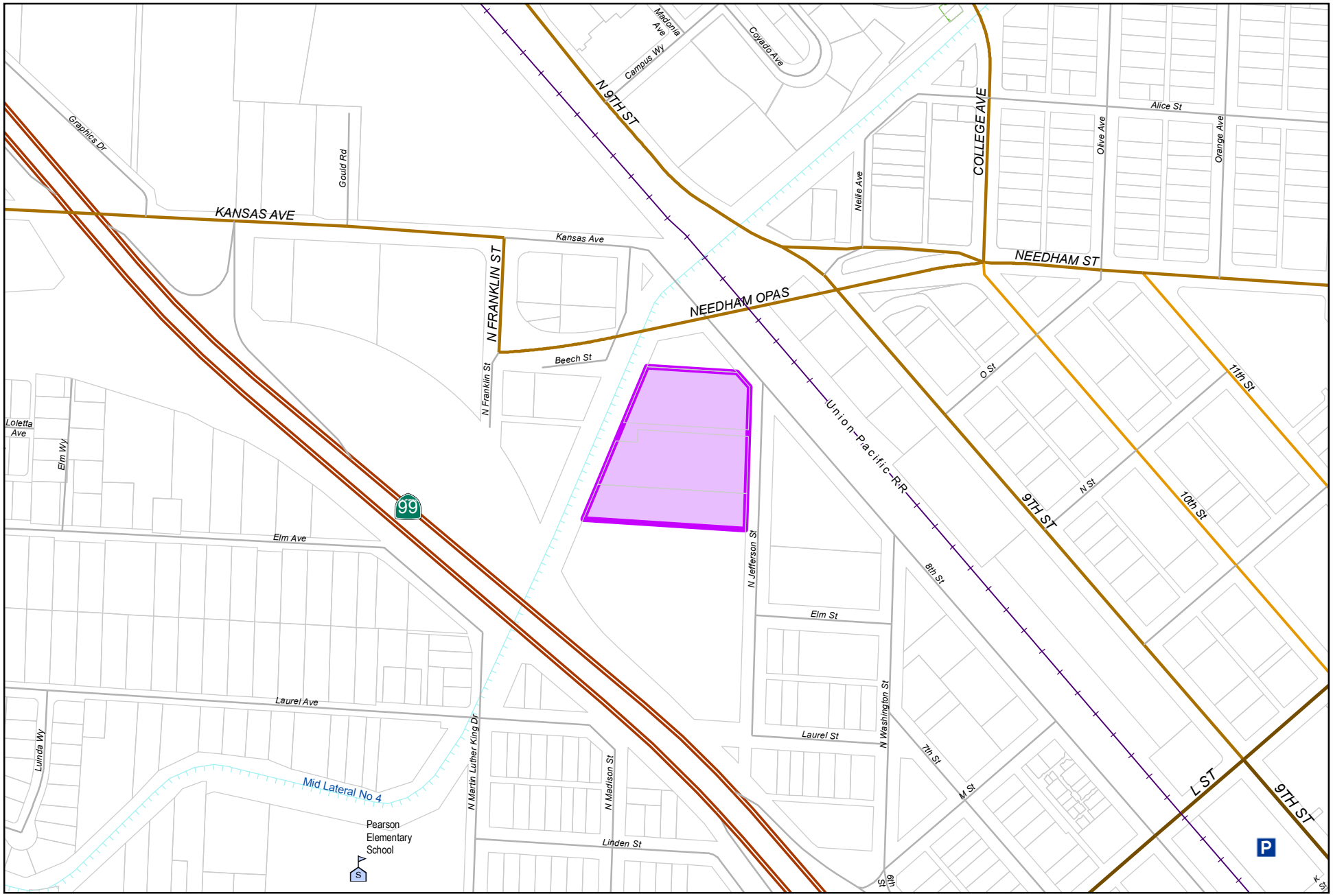

0 387.5 775
Feet

City of Modesto

Project #: 100964

PW - Bus Maintenance Facility Improvements

PW - Bus Maintenance Facility Improvements

100964

Capital Unsponsored

Cost Center:	59999	*Category:*	Transit	*Start Date:*	
Hosting Fund:	Bus Fixed Route Fund-4510	*Type Class:*		*End Date:*	
Element Listing:	Comm Svcs & Fac	*Area:*	Within City	*Status:*	Active
Classification:	Improvements	*Manager:*	Barth, Adam M	*Const. Code:*	To be Closed

Proj Desc: Improvements to the Bus Maintenance Facility will include the installation of a shade structure off of the west of the building to keep the direct sun of of bay doors which will lower energy requirements to cool down the building. Purchasing a boom lift to make building maintenance safer and easier, and a floor machine to make maintenance quicker. These improvements will extend the life of the facility and will make workers job safer and more efficient.

Proj Stat: Plans and specifications for the construction of the canopy structure project authorized by Coundil on June 27,2017. Consutrction contract awarded to Docon Inc., Ceres, CA. - Structure Completed - Project completed, in warranty period.

Revenues	Budget	Actuals+Commit	Available	Prop. Inc./Dec. for 20-21	Bud + Prop. Incr/Decr	Avail.+ Prop. Incr/Decr	21-22	22-23	23-24	24-25	Total Budgeted up to 2025
42013 Intergov - Federal - Federal Transit Administration	0	69	-69	0	0	-69	0	0	0	0	0
42014 Intergov - Federal - Federal Transit Administration - Capital-related	986,190	896,359	89,831	0	986,190	89,831	0	0	0	0	986,190
42125 Intergov - State - LTF - Prior Year Carryover - Capital Related	15,368	16,552	-1,184	0	15,368	-1,184	0	0	0	0	15,368
64530 Transfer In from Fund 4530	24,935	24,935	0	0	24,935	0	0	0	0	0	24,935
Revenue Totals:	1,026,493	937,915	88,578	0	1,026,493	88,578	0	0	0	0	1,926,493

Expenditures	Budget	Actual+Commit	Available	Prop. Inc./Dec. for 20-21	Budget+Prop. Inc./Dec.	Avail.+Prop. Inc./Dec.	21-22	22-23	23-24	24-25	Total Budgeted up to 2025
CA Construction Admin	63,600	47,124	16,476	0	63,600	16,476	0	0	0	0	63,600
CON Constructionn	530,000	530,000	0	0	530,000	0	0	0	0	0	530,000
CTGY Contingency - CI	53,000	49,911	3,089	0	53,000	3,089	0	0	0	0	53,000
EA Equip Acquisition	191,502	119,148	72,354	0	191,502	72,354	0	0	0	0	191,502
EDA Eng/Design/Admin	80,000	72,404	7,596	0	80,000	7,596	0	0	0	0	80,000
OC Other Cost - CIP	108,391	94,393	13,998	0	108,391	13,998	0	0	0	0	108,391
Expenditure Totals:	1,026,493	912,980	113,513	0	1,026,493	113,513	0	0	0	0	1,026,493

Fund Balance Required	Budget+Prop. Inc./Dec.	Available+Prop. Inc./Dec.
Bus Fixed Route Fund-4510	0	24,935

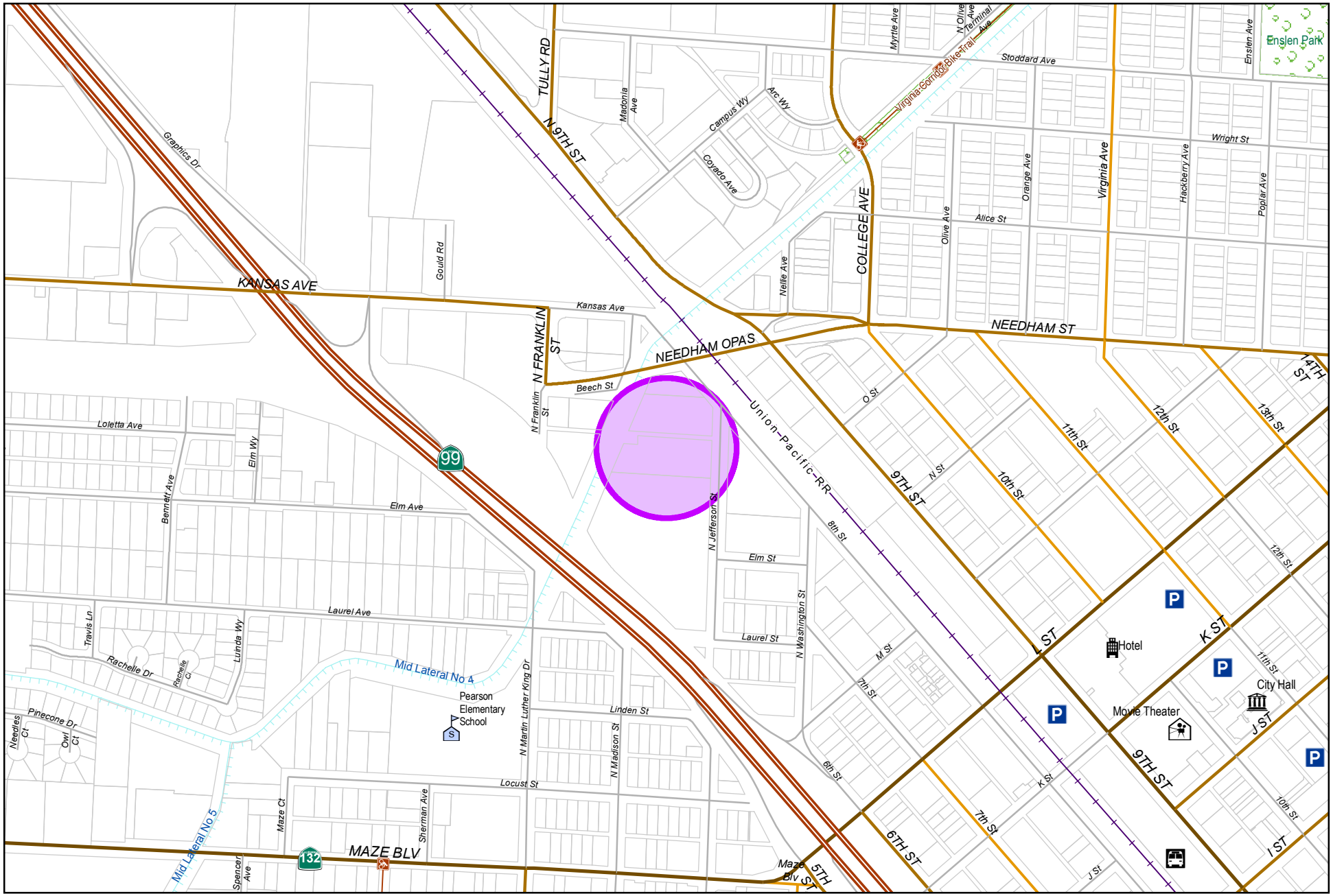

City of Modesto

Project #: 100982

PW - MAX - Intelligent Transportation System equipment purchase and installation.

0 550 1,100
Feet

MODESTO CALIFORNIA

PW - MAX - Intelligent Transportation System equipment purchase and installation. 100982

Capital Unsponsored

Cost Center:	59999	*Category:*	Transit	*Start Date:*	
Hosting Fund:	Bus Fixed Route Fund-4510	*Type Class:*		*End Date:*	
Element Listing:	Comm Svcs & Fac	*Area:*	Within City	*Status:*	Active
Classification:	Improvements	*Manager:*	Barth, Adam M	*Const. Code:*	Not Awarded

Proj Desc: Purchase and Installation of Intelligent Transportation System (ITS) equipment for the entire fleet of MAX buses. This ITS equipment could enable the fleet of buses to transmit location inormation to be displayed to the public. This project will be funded with PROP 1B funds awarded to transti under the PTMISEA acount.

Proj Stat: Funds will be used to purchase AVL equipment for electric bus fleet.

Revenues	Budget	Actuals+Commit	Available	Prop. Inc./Dec. for 20-21	Bud + Prop. Incr/Decr	Avail.+ Prop. Incr/Decr	21-22	22-23	23-24	24-25	Total Budgeted up to 2025
42013 Intergov - Federal - Federal Transit Administration	0	0	0	0	0	0	0	0	0	0	0
42107 Intergov - State - LTF - Current Year	66,144	40,292	25,852	0	66,144	25,852	0	0	0	0	66,144
42117 Intergov - State - Prop 1B - Capital-related	518,358	507,670	10,688	0	518,358	10,688	0	0	0	0	518,358
42193 Intergov - State - Prop 1B - PTMISEA	17,328	0	17,328	0	17,328	17,328	0	0	0	0	17,328
Revenue Totals:	601,830	547,962	53,868	0	601,830	53,868	0	0	0	0	601,830

Expenditures	Budget	Actual+Commit	Available	Prop. Inc./Dec. for 20-21	Budget+Prop. Inc./Dec.	Avail.+Prop. Inc./Dec.	21-22	22-23	23-24	24-25	Total Budgeted up to 2025
Appr Unit C Discretionary Expens	0	1,288	-1,288	0	0	-1,288	0	0	0	0	0
Appr Unit D Transfers Out	0	0	0	0	0	0	0	0	0	0	0
EA Equip Acquisition	534,438	488,076	46,362	0	534,438	46,362	0	0	0	0	534,438
F-CTGY Finance Contingency	0	0	0	0	0	0	0	0	0	0	0
OC Other Cost - CIP	67,393	58,599	8,794	0	67,393	8,794	0	0	0	0	67,393
Expenditure Totals:	601,831	547,962	53,869	0	601,831	53,869	0	0	0	0	601,831

Fund Balance Required	Budget+Prop. Inc./Dec.	Available+Prop. Inc./Dec.
Bus Fixed Route Fund-4510	1	1

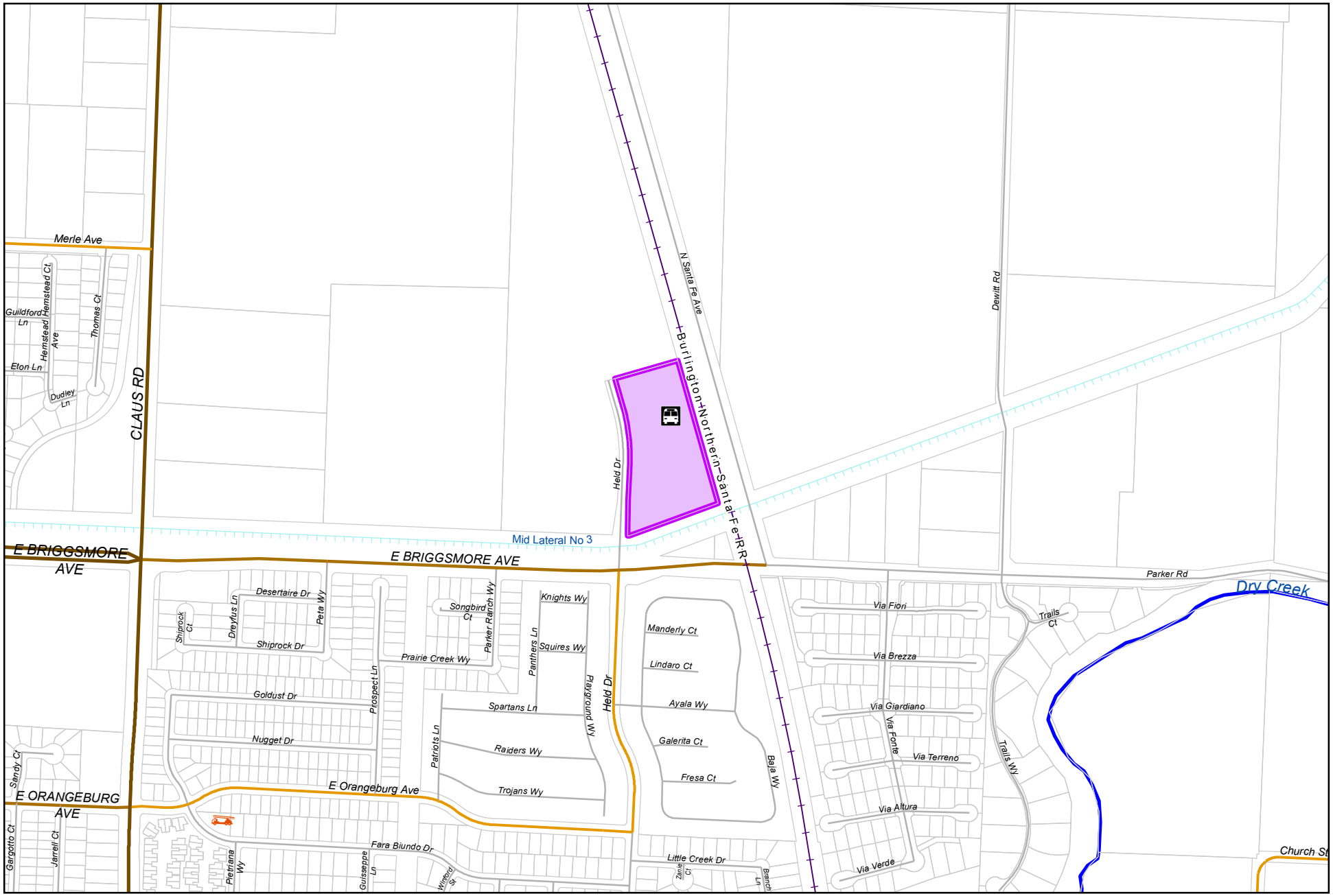

0 550 1,100
Feet

City of Modesto

Project #: 101014

PW - Amtrak North Parking Lot Expansion

MODESTO CALIFORNIA

PW - Amtrak North Parking Lot Expansion

101014

Capital Unsponsored

Cost Center:	59999	*Category:*	Transit	*Start Date:*	
Hosting Fund:	Bus Fixed Route Fund-4510	*Type Class:*		*End Date:*	
Element Listing:	Comm Svcs & Fac	*Area:*	Within City	*Status:*	Future
Classification:	Improvements	*Manager:*	Barth, Adam M	*Const. Code:*	New or Future

Proj Desc: This project will increasae the size of the existing parking lot at the Amtrak station to accommodate increased use of the station. During several holiday periods throughout the year the existing parking lot is unable to accommodate the number of vehicles that need to be parked there.

Proj Stat: Agrement for the construction phase of the project has been authorized by City Council on November 2018.

Revenues	Budget	Actuals+Commit	Available	Prop. Inc./Dec. for 20-21	Bud + Prop. Incr/Decr	Avail.+ Prop. Incr/Decr	21-22	22-23	23-24	24-25	Total Budgeted up to 2025
42116 Intergov - State - LTF - Capital-related	638,245	169,334	468,911	0	638,245	468,911	0	0	0	0	638,245
Revenue Totals:	638,245	169,334	468,911	0	638,245	468,911	0	0	0	0	638,245

Expenditures	Budget	Actual+Commit	Available	Prop. Inc./Dec. for 20-21	Budget+Prop. Inc./Dec.	Avail.+Prop. Inc./Dec.	21-22	22-23	23-24	24-25	Total Budgeted up to 2025
CA Construction Admin	44,190	56,117	-11,927	0	44,190	-11,927	0	0	0	0	44,190
CC Consultant Charges	2,500	0	2,500	0	2,500	2,500	0	0	0	0	2,500
CCF City Construct Force	5,000	0	5,000	0	5,000	5,000	0	0	0	0	5,000
CON Construction	441,900	441,900	0	0	441,900	0	0	0	0	0	441,900
CTGY-CIP Contingency - CIP	44,190	0	44,190	0	44,190	44,190	0	0	0	0	44,190
EDA Eng/Design/Admin	100,465	90,915	9,550	0	100,465	9,550	0	0	0	0	100,465
Expenditure Totals:	638,245	588,932	49,313	0	638,245	49,313	0	0	0	0	638,245

Fund Balance Required	Budget+Prop. Inc./Dec.	Available+Prop. Inc./Dec.
Bus Fixed Route Fund-4510	0	-419,598

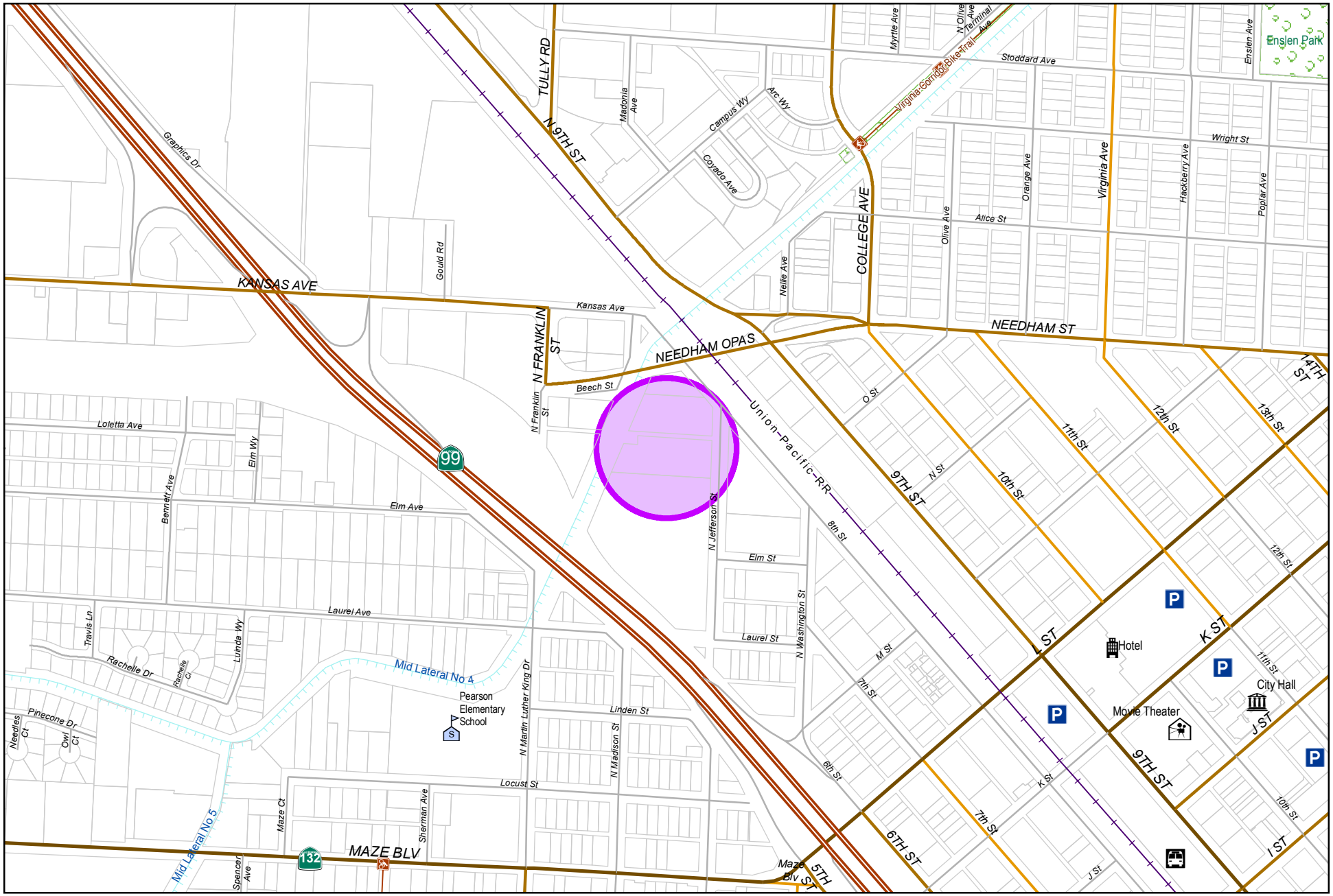

0 550 1,100
Feet

City of Modesto

Project #: 101022

PW - Bus Maintenance Facility - Parts Storage Room Upgrade

MODESTO CALIFORNIA

PW - Bus Maintenance Facility - Parts Storage Room Upgrade 101022

Capital Unsponsored

Cost Center:	59999	*Category:*	Transit	*Start Date:*	
Hosting Fund:	Bus Fixed Route Fund-4510	*Type Class:*		*End Date:*	
Element Listing:	Comm Svcs & Fac	*Area:*	Within City	*Status:*	Active
Classification:	Improvements	*Manager:*	Ciotau, Cristian C	*Const. Code:*	New or Future

Proj Desc: The new building addition is approximately 3,250 SF that will be located adjacent to the existing bus maintenance facility and will include a corridor, parts storage and parts counter area. Primary structure of the addition will be pre-fabricated metal building. The new building will provide additional storage capacity.

Proj Stat: on August 2017 an agreement was authorized to hire Pires, Lipomi and Navarro architects for the design of the storage room. Project is currently under design phase.

Revenues	Budget	Actuals+Commit	Available	Prop. Inc./Dec. for 20-21	Bud + Prop. Incr/Decr	Avail.+ Prop. Incr/Decr	21-22	22-23	23-24	24-25	Total Budgeted up to 2025
	0	0	0		0	0	0	0	0	0	0
42014 Intergov - Federal - Federal Transit Administration - Capital-related	930,000	127,658	802,342	0	930,000	802,342	0	0	0	0	930,000
42107 Intergov - State - LTF - Current Year	0	0	0	0	0	0	0	0	0	0	0
42116 Intergov - State - LTF - Capital-related	0	2	-2	0	0	-2	0	0	0	0	0
Revenue Totals:	930,000	127,660	802,340	0	930,000	802,340	0	0	0	0	1,568,245

Expenditures	Budget	Actual+Commit	Available	Prop. Inc./Dec. for 20-21	Budget+Prop. Inc./Dec.	Avail.+Prop. Inc./Dec.	21-22	22-23	23-24	24-25	Total Budgeted up to 2025
CA Construction Admin	80,000	247	79,753	0	80,000	79,753	0	0	0	0	80,000
CCF City Construct Force	40,000	27,512	12,488	0	40,000	12,488	0	0	0	0	40,000
CON Construction	600,000	18,798	581,202	0	600,000	581,202	0	0	0	0	600,000
CTGY-CIP Contingency - CIP	50,000	0	50,000	0	50,000	50,000	0	0	0	0	50,000
EDA Eng/Design/Admin	100,000	86,857	13,143	0	100,000	13,143	0	0	0	0	100,000
OC Other Cost - CIP	60,000	0	60,000	0	60,000	60,000	0	0	0	0	60,000
Expenditure Totals:	930,000	133,413	796,587	0	930,000	796,587	0	0	0	0	930,000

Fund Balance Required	Budget+Prop. Inc./Dec.	Available+Prop. Inc./Dec.
Bus Fixed Route Fund-4510	0	-5,753

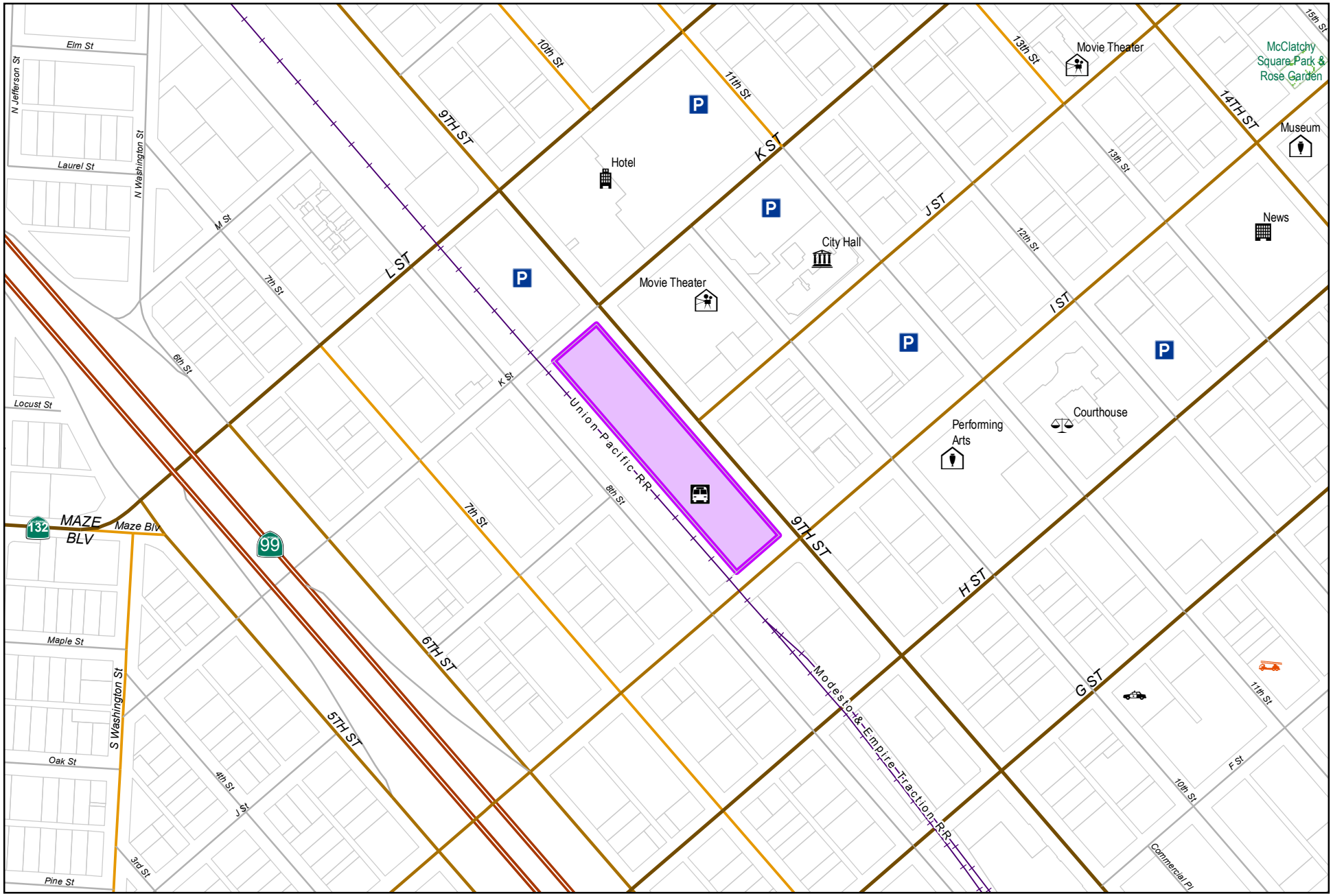

0 387.5 775
Feet

City of Modesto

Project #: 101045

PW - Downtown Transit Center Improv

MODESTO CALIFORNIA

PW - Downtown Transit Center Improv

101045

Capital Unsponsored

Cost Center:	59999	*Category:*	Transit	*Start Date:*	
Hosting Fund:	Bus Fixed Route Fund-4510	*Type Class:*		*End Date:*	
Element Listing:	Comm Svcs & Fac	*Area:*	Within City	*Status:*	Active
Classification:	Improvements	*Manager:*	Barth, Adam M	*Const. Code:*	Not Awarded

Proj Desc: The scope of this project includes the expansion and reconfiguration of the existing customer service and operational administrative space. The customer service space will be moved to the main lobby where there is a historical customer service window. This will allow more area for customers to wait in a comfortable environment. Also, an additional customer service window will allow quicker service for fare media sales and transit questions. A StART and Altamont Commuter Express (ACE) request customer service and administrative space, this new area could be reconfigured to accommodate those requests.

Proj Stat: Grants awarded for to fund this project. Project is in the design phase.

Revenues	Budget	Actuals+Commit	Available	Prop. Inc./Dec. for 20-21	Bud + Prop. Incr/Decr	Avail.+ Prop. Incr/Decr	21-22	22-23	23-24	24-25	Total Budgeted up to 2025
42125 Intergov - State - LTF - Prior Year Carryover - Capital Related	69,151	0	69,151	0	69,151	69,151	0	0	0	0	69,151
42446 Intergov - State - Low Carbon Transit Operations Program - Capital	255,849	62,680	193,169	0	255,849	193,169	0	0	0	0	255,849
Revenue Totals:	325,000	62,680	262,320	0	325,000	262,320	0	0	0	0	325,000

Expenditures	Budget	Actual+Commit	Available	Prop. Inc./Dec. for 20-21	Budget+Prop. Inc./Dec.	Avail.+Prop. Inc./Dec.	21-22	22-23	23-24	24-25	Total Budgeted up to 2025
CA Construction Admin	30,000	0	30,000	0	30,000	30,000	0	0	0	0	30,000
CON Construction	200,000	7,351	192,649	0	200,000	192,649	0	0	0	0	200,000
CTGY-CIP Contingency - CIP	25,000	0	25,000	0	25,000	25,000	0	0	0	0	25,000
EDA Eng/Design/Admin	70,000	64,180	5,820	0	70,000	5,820	0	0	0	0	70,000
Expenditure Totals:	325,000	71,531	253,469	0	325,000	253,469	0	0	0	0	325,000

Fund Balance Required	Budget+Prop. Inc./Dec.	Available+Prop. Inc./Dec.
Bus Fixed Route Fund-4510	0	-8,851

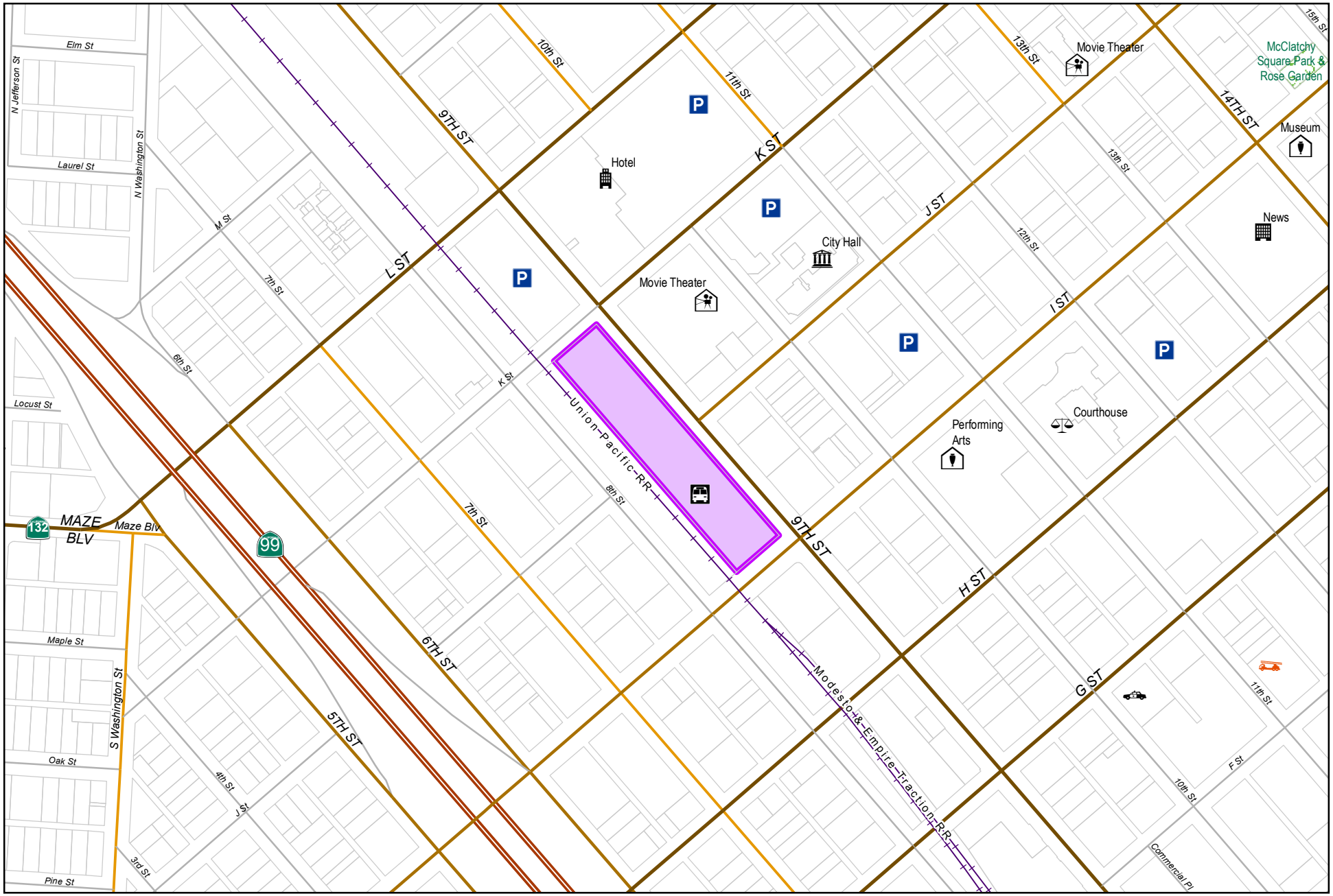

0 387.5 775
Feet

City of Modesto

Project #: 101095

PW - Facilities Improvement -Transit Center Phase 1

MODESTO CALIFORNIA

PW - Facilities Improvement -Transit Center Phase 1

101095

Capital Unsponsored

Cost Center:	59999	*Category:*	Transit	*Start Date:*	2018
Hosting Fund:	Bus Fixed Route Fund-4510	*Type Class:*		*End Date:*	2021
Element Listing:	Comm Svcs & Fac	*Area:*	Within City	*Status:*	Active
Classification:	Improvements	*Manager:*	Barth, Adam M	*Const. Code:*	Under Construction

Proj Desc: The improvements to the Transportation Center are in preparation on future operations of the Altamont Corridor Express to Modesto.

The improvements focused on the interior/exterior part of the station and the Transportation Center grounds. They will also upgrade the facility to make it safer, comfortable, and a pleasant place for people to come and use various public transportation modes, including ACE. The City wants the Transportation Center to feel inviting,.

The improvements focused on improving safety and security at the Transportation Center and include lighting, cameras, and fencing. Another part of the safety improvements are giving the facility a face-lift, including paint, facility repairs, and better landscaping, which will also help promote a safer environment at the Transportation Center. The project list was developed in conjunction with AECOM, ACE, and StanCOG.

Proj Stat: LTF grants awarded and funds have been received to fund this project. Project is currently in design phase. Construction contract award pending Council authorization.,

Revenues	Budget	Actuals+Commit	Available	Prop. Inc./Dec. for 20-21	Bud + Prop. Incr/Decr	Avail.+ Prop. Incr/Decr	21-22	22-23	23-24	24-25	Total Budgeted up to 2025
42014 Intergov - Federal - Federal Transit Administration - Capital-related	1,014,188	0	1,014,188	0	1,014,188	1,014,188	0	0	0	0	1,014,188
42114 Intergov - State - SB1 - State of Good Repair	32,364	0	32,364	0	32,364	32,364	0	0	0	0	32,364
42119 Intertgov - State - LTF - Capital Related - Regional Funds Claim	4,593,540	84,416	4,509,124	0	4,593,540	4,509,124	0	0	0	0	4,593,540
Revenue Totals:	5,640,092	84,416	5,555,676	0	5,640,092	5,555,676	0	0	0	0	5,640,092

Expenditures	Budget	Actual+Commit	Available	Prop. Inc./Dec. for 20-21	Budget+Prop. Inc./Dec.	Avail.+Prop. Inc./Dec.	21-22	22-23	23-24	24-25	Total Budgeted up to 2025
CON Construction	5,116,548	0	5,116,548	0	5,116,548	5,116,548	0	0	0	0	5,116,548
EDA Eng/Design/Admin	523,544	273,278	250,266	0	523,544	250,266	0	0	0	0	523,544
Expenditure Totals:	5,640,092	273,278	5,366,814	0	5,640,092	5,366,814	0	0	0	0	5,640,092

Fund Balance Required	Budget+Prop. Inc./Dec.	Available+Prop. Inc./Dec.
Bus Fixed Route Fund-4510	0	-188,862

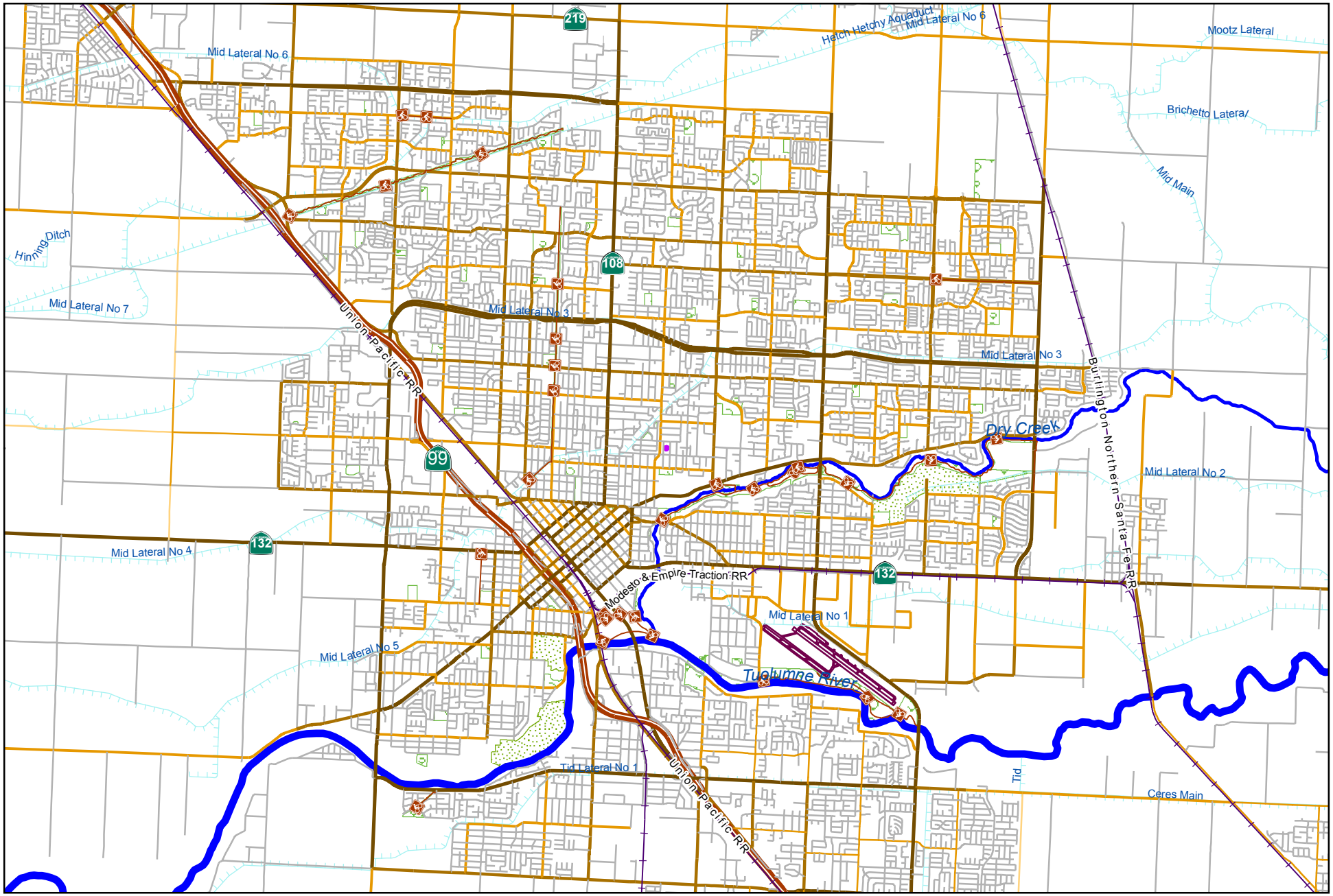

City of Modesto

Project #: 101096

PW - MAX Mobility Facility

0 5,500 11,000

Feet

MODESTO CALIFORNIA

PW - MAX Mobility Building

101096

Capital Unsponsored

Cost Center:	59999	*Category:*	Transit	*Start Date:*	2020
Hosting Fund:	Bus Fixed Route Fund-4510	*Type Class:*	Transit	*End Date:*	2021
Element Listing:	Comm Svcs & Fac	*Area:*	Within City	*Status:*	Active
Classification:	Improvements	*Manager:*	Barth, Adam M	*Const. Code:*	New or Future

Proj Desc: The scope for this project has changed from Park and Lot for commuter bus riders to constructing a facility for the Operations of MAX Mobility as this project is more critical and needs to be prioritize. A building will be constructed to hosue the cotnractor contracted to operate the services for MAX Mobility.

Proj Stat: Grants have beeen awarded.

Revenues	Budget	Actuals+Commit	Available	Prop. Inc./Dec. for 20-21	Bud + Prop. Incr/Decr	Avail.+ Prop. Incr/Decr	21-22	22-23	23-24	24-25	Total Budgeted up to 2025
42116 Intergov - State - LTF - Capital-related	30,000	0	30,000	270,000	300,000	300,000	0	0	0	0	300,000
Revenue Totals:	30,000	0	30,000	270,000	300,000	300,000	0	0	0	0	300,000

Expenditures	Budget	Actual+Commit	Available	Prop. Inc./Dec. for 20-21	Budget+Prop. Inc./Dec.	Avail.+Prop. Inc./Dec.	21-22	22-23	23-24	24-25	Total Budgeted up to 2025
EDA Eng/Design/Admin	30,000	277	29,723	270,000	300,000	299,723	0	0	0	0	300,000
LA Land Acquistion	-500,000	0	-500,000	500,000	0	0	0	0	0	0	0
Expenditure Totals:	-470,000	277	-470,277	770,000	300,000	299,723	0	0	0	0	300,000

Fund Balance Required	Budget+Prop. Inc./Dec.	Available+Prop. Inc./Dec.
Bus Fixed Route Fund-4510	0	-277

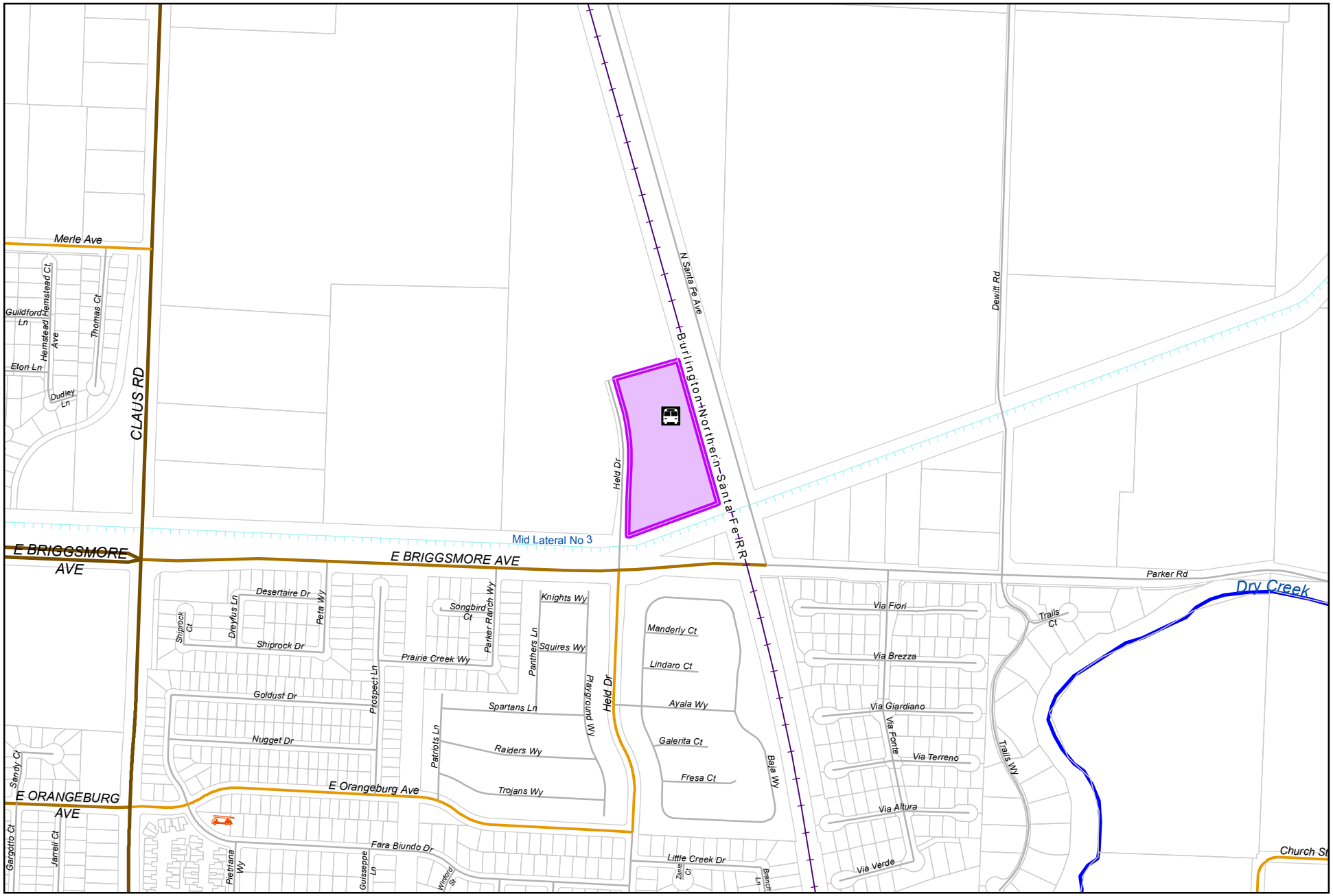

0 550 1,100
Feet

City of Modesto

Project #: 101149

PW - Amtrak - Restroom Rehab

MODESTO CALIFORNIA

PW - Amtrak - Restroom Rehab

101149

Capital Unsponsored

Cost Center:	59999	*Category:*	Transit	*Start Date:*	
Hosting Fund:	Bus Fixed Route Fund-4510	*Type Class:*	Transit Improvements	*End Date:*	
Element Listing:	Comm Svcs & Fac	*Area:*	Within City	*Status:*	Active
Classification:	Improvements	*Manager:*	Barth, Adam M	*Const. Code:*	Not Awarded

Proj Desc: This project will renovate the Amtrak Station restroom. The existing restrooms have floors that have bucked.

Proj Stat: Project is currently in desisgn. LTF funds have been awarded to fund this project as part of the regional LTF claims for FY19 and FY20 along with SB1 funds from FY18 allocation.

Revenues	Budget	Actuals+Commit	Available	Prop. Inc./Dec. for 20-21	Bud + Prop. Incr/Decr	Avail.+ Prop. Incr/Decr	21-22	22-23	23-24	24-25	Total Budgeted up to 2025
42119 Intertgov - State - LTF - Capital Related - Regional Funds Claim	242,051	0	242,051	0	242,051	242,051	0	0	0	0	242,051
42199 Intergov - State - Miscellaneous Grants	34,928	0	34,928	0	34,928	34,928	0	0	0	0	34,928
42512 Intergov - Other - MIscellaneous Grants - Capital Related	0	5,546	-5,546	0	0	-5,546	0	0	0	0	0
Revenue Totals:	276,979	5,546	271,433	0	276,979	271,433	0	0	0	0	576,979

Expenditures	Budget	Actual+Commit	Available	Prop. Inc./Dec. for 20-21	Budget+Prop. Inc./Dec.	Avail.+Prop. Inc./Dec.	21-22	22-23	23-24	24-25	Total Budgeted up to 2025
EDA Eng/Design/Admin	276,979	7,721	269,258	0	276,979	269,258	0	0	0	0	276,979
Expenditure Totals:	276,979	7,721	269,258	0	276,979	269,258	0	0	0	0	276,979

Fund Balance Required	Budget+Prop. Inc./Dec.	Available+Prop. Inc./Dec.
Bus Fixed Route Fund-4510	0	-2,175

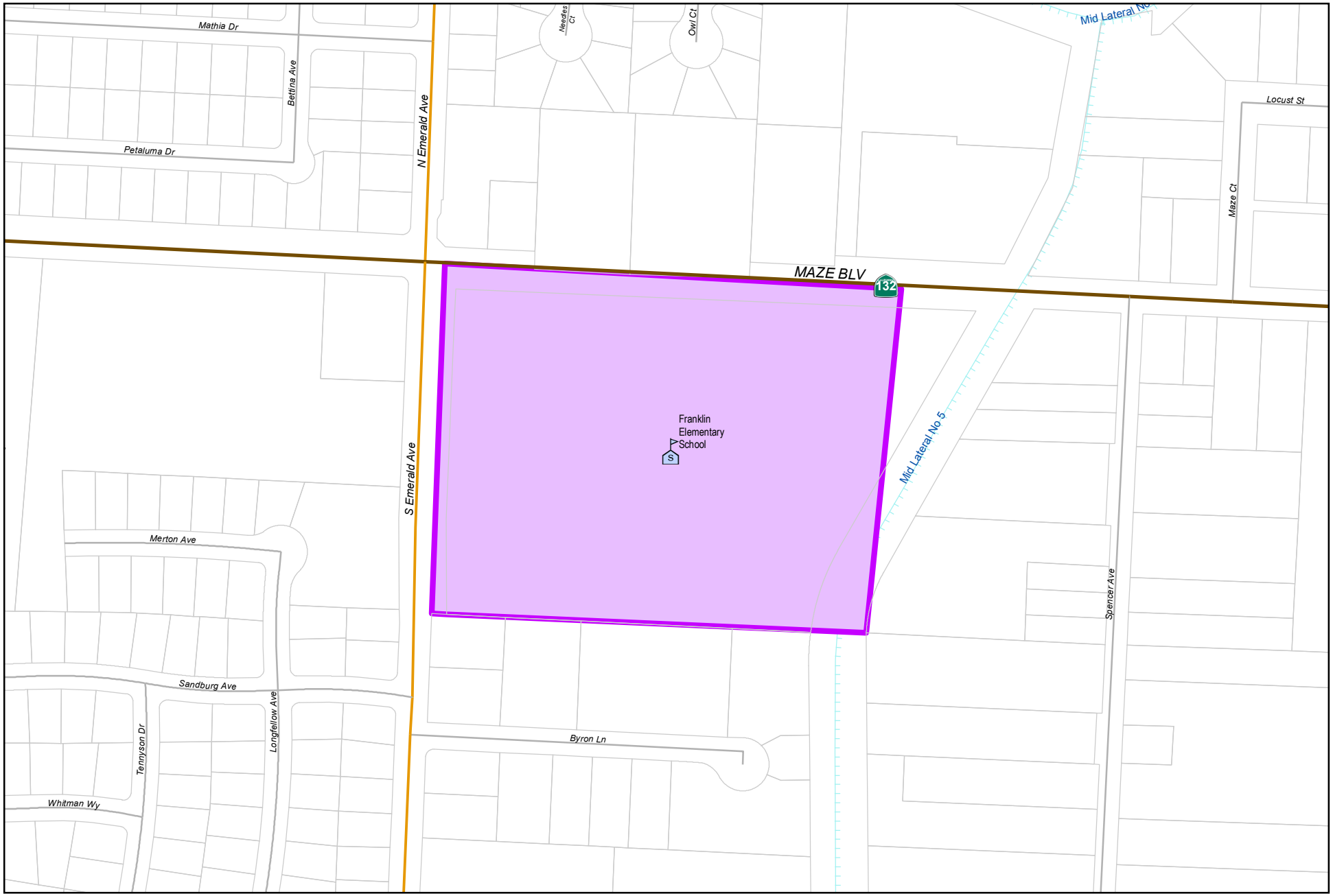

0 230 460
Feet

City of Modesto

Project #: 101161

PW - Bus Turnout S.R. 132/Maze Blvd

MODESTO
CALIFORNIA

PW - Bus Turnout S.R.132/Maze Blvd

101161

Capital Unsponsored

Cost Center:	59999	*Category:*	Transit	*Start Date:*	2019
Hosting Fund:	Bus Fixed Route Fund-4510	*Type Class:*	Transit	*End Date:*	2020
Element Listing:	Comm Svcs & Fac	*Area:*	Within City	*Status:*	Active
Classification:	Improvements	*Manager:*	Barth, Adam M	*Const. Code:*	To be Closed

Proj Desc: This project will entail building a bus turnout with ramps at both ends ad a post fence at the back side adjacent to Franklin School.

Proj Stat: Construction completed, under warrantly period.

Revenues	Budget	Actuals+Commit	Available	Prop. Inc./Dec. for 20-21	Bud + Prop. Incr/Decr	Avail.+ Prop. Incr/Decr	21-22	22-23	23-24	24-25	Total Budgeted up to 2025
42116 Intergov - State - LTF - Capital-related	110,720	7,277	103,443	0	110,720	103,443	0	0	0	0	110,720
Revenue Totals:	110,720	7,277	103,443	0	110,720	103,443	0	0	0	0	110,720

Expenditures	Budget	Actual+Commit	Available	Prop. Inc./Dec. for 20-21	Budget+Prop. Inc./Dec.	Avail.+Prop. Inc./Dec.	21-22	22-23	23-24	24-25	Total Budgeted up to 2025
CA Construction Admin	34,100	34,762	-662	0	34,100	-662	0	0	0	0	34,100
CON Construction	75,000	71,000	4,000	0	75,000	4,000	0	0	0	0	75,000
CTGY-CIP Contingency - CIP	0	0	0	0	0	0	0	0	0	0	0
EDA Eng/Design/Admin	1,620	1,840	-220	0	1,620	-220	0	0	0	0	1,620
Expenditure Totals:	110,720	107,602	3,118	0	110,720	3,118	0	0	0	0	110,720

Fund Balance Required	Budget+Prop. Inc./Dec.	Available+Prop. Inc./Dec.
Bus Fixed Route Fund-4510	0	-100,324

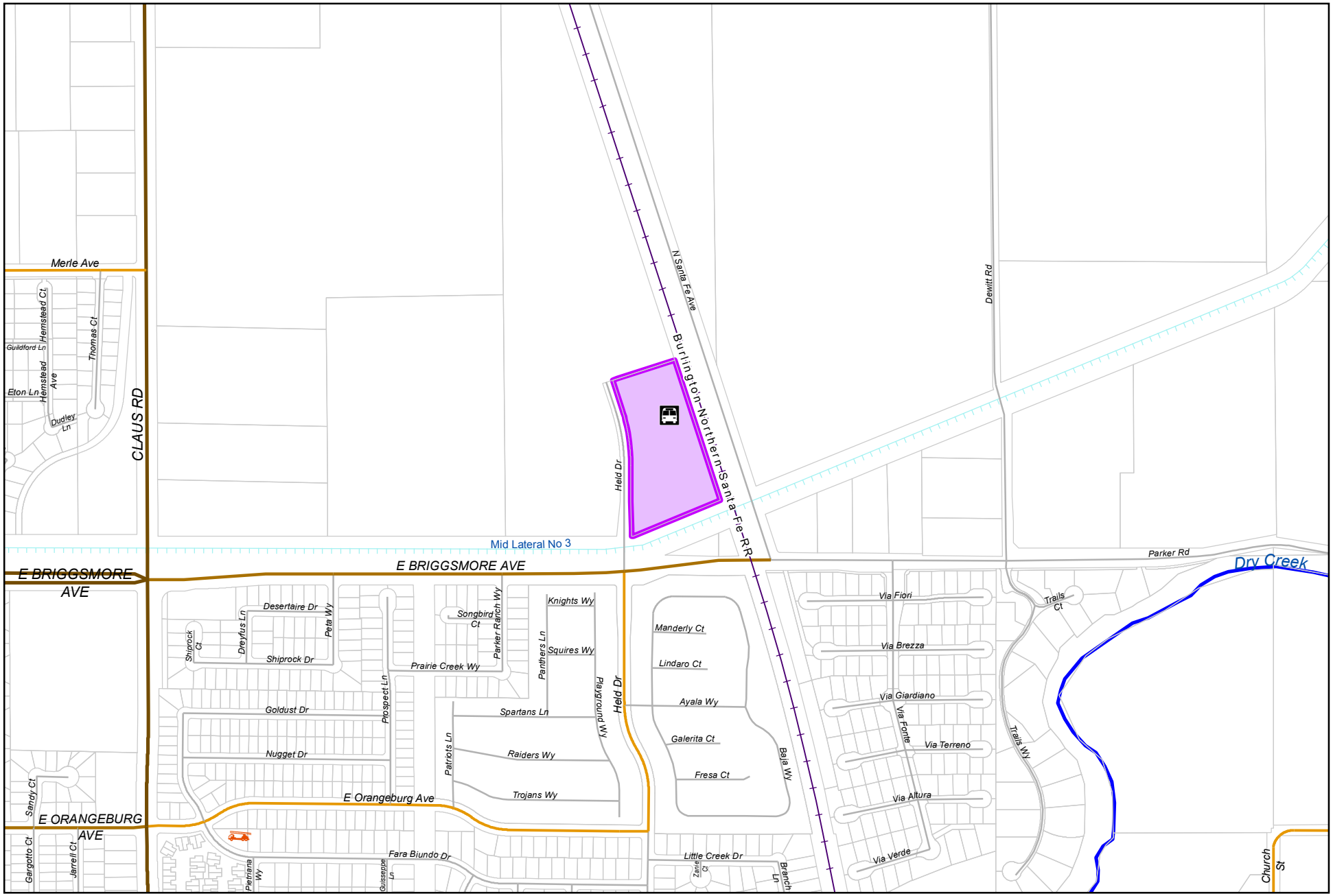

0 550 1,100
Feet

City of Modesto

Project #: 101187

PW. Amtrak Roof Repair/Replace

MODESTO CALIFORNIA

PW.Amtrak Roof Repair/Replace

101187

Capital Unsponsored

Cost Center:	59999	*Category:*	Transit	*Start Date:*	2020
Hosting Fund:	Bus Fixed Route Fund-4510	*Type Class:*	Transit	*End Date:*	2022
Element Listing:	Comm Svcs & Fac	*Area:*	Within City	*Status:*	New
Classification:	Replacement	*Manager:*	Barth, Adam M	*Const. Code:*	New or Future

Proj Desc: This project will repair and replace the roof at the Amtrak Station.

Proj Stat: New.

Revenues	Budget	Actuals+Commit	Available	Prop. Inc./Dec. for 20-21	Bud + Prop. Incr/Decr	Avail.+ Prop. Incr/Decr	21-22	22-23	23-24	24-25	Total Budgeted up to 2025
42119 Intertgov - State - LTF - Capital Related - Regional Funds Claim	55,000	0	55,000	89,904	144,904	144,904	0	0	0	0	144,904
Revenue Totals:	55,000	0	55,000	89,904	144,904	144,904	0	0	0	0	144,904

Expenditures	Budget	Actual+Commit	Available	Prop. Inc./Dec. for 20-21	Budget+Prop. Inc./Dec.	Avail.+Prop. Inc./Dec.	21-22	22-23	23-24	24-25	Total Budgeted up to 2025
EDA Eng/Design/Admin	55,000	576	54,424	89,904	144,904	144,328	0	0	0	0	144,904
Expenditure Totals:	55,000	576	54,424	89,904	144,904	144,328	0	0	0	0	144,904

Fund Balance Required	Budget+Prop. Inc./Dec.	Available+Prop. Inc./Dec.
Bus Fixed Route Fund-4510	0	-576

WASTEWATER COLLECTION AND TREATMENT SYSTEM

SYSTEM OVERVIEW

The City of Modesto's wastewater system consists of a collection system with approximately 70 miles of trunk lines, 670 miles of sanitary lines, and 40 wastewater lift stations. An additional 12 miles of trunk lines collect wastewater from the cannery food processors for direct disposal to land.

The treatment of wastewater consists of two facilities: The Sutter Primary Treatment Facility (Sutter Facility) located at Sutter Avenue and Robertson Road, and the Jennings Treatment Facility (Jennings Facility) located on Jennings Road, approximately 6.5 miles southwest of the City. These wastewater facilities treat more than 9 billion gallons of wastewater annually.

The City of Modesto collects and treats an average of 20 million gallons of domestic wastewater per day. Collected domestic wastewater flows into the Sutter Facility, where most of the solids are removed through primary treatment. The primary-treated wastewater is then pumped to the Jennings Facility where the domestic flows undergo additional treatment. Currently, a majority of primary-treated wastewater undergoes secondary biological treatment and tertiary treatment (filtration) at the Jennings Facility. In response to the National Pollutant Discharge Elimination System (NPDES) permit, the City began upgrading its wastewater treatment facilities in 2008 to provide biological nutrient removal (BNR) and tertiary treatment, which include activated sludge processes, Membrane Bio-Reactors and Ultraviolet disinfection, and produces highly treated water that is suitable for year-round discharge to the San Joaquin River. However, since the tertiary water is also suitable for recycling, the City constructed a new recycled water pump station, pipelines and appurtenances for the North Valley Regional Recycled Water Program (NVRRWP), which delivers Modesto's recycled water to the Del Puerto Water District, who pays for the recycled water and reimburse the City for construction costs. This project was completed in December of 2017. Currently, 14.9 million gallons per day is treated through our tertiary treatment facilities.

The remaining domestic flow continues on to the secondary treatment system, which consists of three fixed-film reactor towers, 334 acres of oxidation ponds, and 126 acres of recirculation channels. The City's secondary treated wastewater is stored in 596 acres of ponds so it can be used to irrigate fodder crops on 2,450 acres of City-owned land. The un-disinfected secondary-treated water is also blended with Cannery Segregation water for land application during the canning season..

The City's required pre-treatment program has permitted 64 commercial and industrial facilities. Periodic monitoring is performed to ensure compliance with local and federal limits and to confirm that high quality effluent is available for irrigation, discharge to the San Joaquin River, and to minimize impacts to the treatment facilities.

HIGHLIGHTS

The FY 2020-21 Capital Improvement Program emphasizes the City's commitment to meet both the current and long-range wastewater needs of the community.

Construction of both the Phase 1 and Phase 2 tertiary treatment facilities has been completed, and produces up to 14.9 million gallons per day (MGD) of recycled water, and was funded through the both City's wastewater fund and a State Water Resources Control Board (SWRCB) Clean Water State Revolving Fund (CWSRF) low-interest loan. Loan repayments will be paid through the City's wastewater rates.

The NVRRWP is a regional effort to deliver tertiary-treated effluent from the Cities of Modesto, Turlock, and Ceres to the drought-impacted Del Puerto Water District. Modesto's portion of the project, from the City's Jennings Facility to the Delta Mendota Canal, was completed in December of 2017. The City has been delivering recycled water to the Del Puerto Water District since then.

The Wastewater Master Plan update is completed and the associated Environmental Impact Report is in the final stages of completion. This update will be used for both short and long-range planning, and will provide an updated evaluation of the wastewater collection and treatment systems to assess current conditions and future capabilities. It will be a key supporting document in the development and updating of the City's General Plan, Specific Plans, various Environmental Impact Reports, and help guide new development decisions.

New sewer rates and capacity charges were adopted in April 2016, and subsequently implemented in July 1st, 2016.

MAJOR ACCOMPLISHMENTS

- Rolled out new Customer Service vehicles with the 'Call Us First" guy
- Completed construction of the Area 2 Storm Drain Cross Connection Removal – Roosevelt Park Project, which installed an underground storm water retention chamber system at Roosevelt Park.
- Completed construction of the Ceres Trunk, which replaced approximately 3,500 feet of failing concrete pipe and the pipe crossing under Hwy 99.

Construction of major wastewater collection projects, including:

- Headworks and Dryden Box Improvements
- Empire Sanitary Sewer Trunk Replacement
- Crows Landing Trunk
- North Trunk
- 2018 Collection System Project – including 63 Customer Clean-outs

Various wastewater projects are scheduled to begin construction within FY 20-21:

- Jennings Plant Entrance Improvements
- Sonoma Trunk & Lift Station Projects (two phases)
- River Trunk Realignment Project (two phases)
- Woodland Lift Station
- Sutter Plant Structural Upgrades

The following major projects are in the design phase:

- La Loma neighborhood Sewer Replacement

- East Morris neighborhood Sewer improvements
- Sutter Plant Entrance Improvements

POLICY ISSUES

On April 26, 2016, the City adopted new five-year sewer rate plan and capacity charges. The rates are based on actual costs of service for both wastewater collection and treatment, and incorporate the new capital improvement program. Currently, the City is in the third year of the sewer rate plan. City Staff is actively monitoring the sewer fund to ensure that the City meets the revenue requirements for capital projects and adopted financial policies.

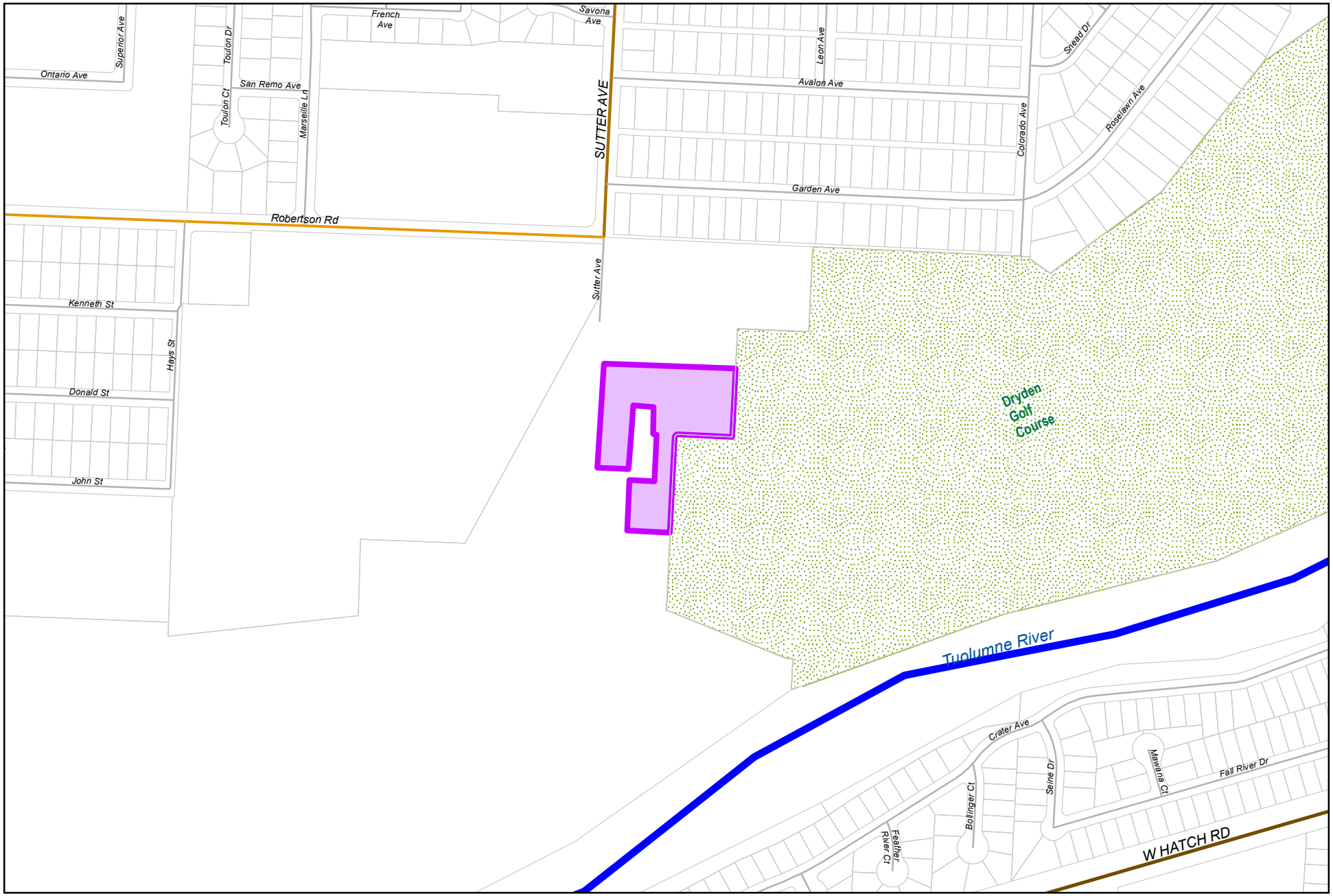

0 387.5 775
Feet

City of Modesto

Project #: 100372

UPP - Sutter Plant Parking Lot & Security Upgrade

MODESTO CALIFORNIA

UPP - Sutter Plant Parking Lot & Security Upgrade

100372

Capital Unsponsored

Cost Center:	59999	*Category:*	Wastewater	*Start Date:*	2019
Hosting Fund:	Sewer Operations Fund-4210	*Type Class:*	Expansion	*End Date:*	2021
Element Listing:	Comm Svcs & Fac	*Area:*	Within City	*Status:*	Active
Classification:	Improvements	*Manager:*	Ciotau, Cristian C	*Const. Code:*	New or Future

Proj Desc: This project will provide employee parking, security upgrades and improvements to the plant entrance and septic receiving station.

Proj Stat: Design to be complete by summer 2019. Projected completion by end of FY 20-21.

Expenditures	Budget	Actual+Commit	Available	Prop. Inc./Dec. for 20-21	Budget+Prop. Inc./Dec.	Avail.+Prop. Inc./Dec.	21-22	22-23	23-24	24-25	Total Budgeted up to 2025
CA Construction Admin	255,963	1,268	254,695	0	255,963	254,695	0	0	0	0	255,963
CCF City Construct Force	25,747	0	25,747	0	25,747	25,747	0	0	0	0	25,747
CON Construction	4,120,536	0	4,120,536	0	4,120,536	4,120,536	0	0	0	0	4,120,536
CTGY Contingency - CIP	487,930	0	487,930	0	487,930	487,930	0	0	0	0	487,930
EDA Eng/Design/Admin	1,055,000	616,890	438,110	0	1,055,000	438,110	0	0	0	0	1,055,000
LA Land Acquistion	260,000	8,439	251,561	0	260,000	251,561	0	0	0	0	260,000
Expenditure Totals:	6,205,176	626,596	5,578,580	0	6,205,176	5,578,580	0	0	0	0	6,205,176

Fund Balance Required	Budget+Prop. Inc./Dec.	Available+Prop. Inc./Dec.
Sewer Operations Fund-4210	6,205,176	5,578,580

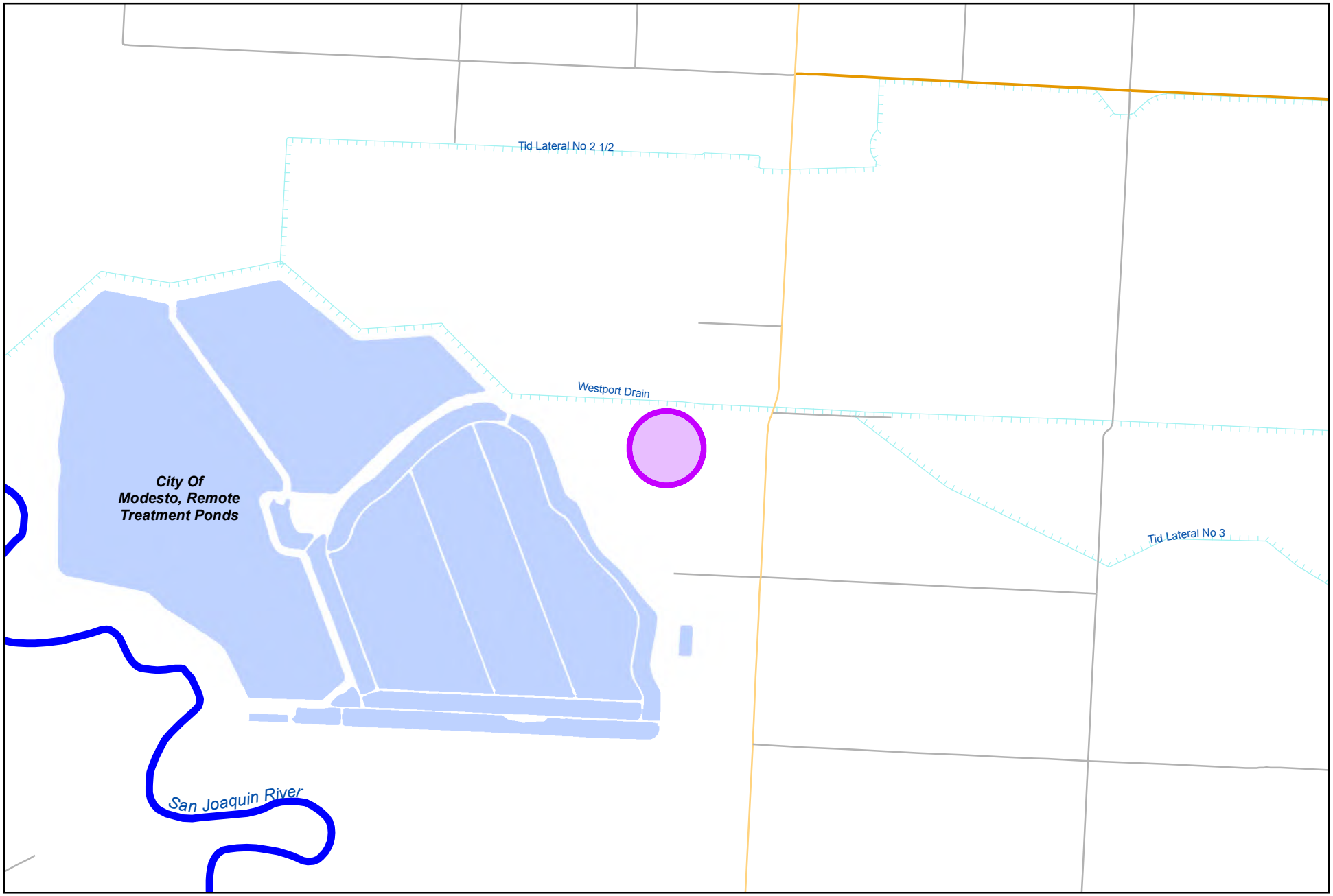

0 1,900 3,800
Feet

City of Modesto

Project #: 100520

UPP - Wastewater Treatment Phase 2 Tertiary

MODESTO
CALIFORNIA

UPP - Wastewater Treatment Phase 2 Tertiary

100520

Capital Unsponsored

Cost Center:	49999	*Category:*	Wastewater	*Start Date:*	2009
Hosting Fund:	Sewer Operations Fund-4210	*Type Class:*	Wastewater Utility	*End Date:*	2019
Element Listing:	Comm Svcs & Fac	*Area:*	Within City	*Status:*	Active
Classification:	Improvements	*Manager:*	Wong, William Sai	*Const. Code:*	To be Closed

Proj Desc: This project will provide funding for the Phase 2 improvements to the City's Secondary Water Quality Control (WQC) Plant. The improvements will expand the existing secondary treatment into tertiary treatment. This project is needed to meet the City's new discharge requirements by 2016, and is funded by State Revolving Fund (SRF) loans.

Proj Stat: Construction complete. To be closed.

Revenues	Budget	Actuals+Commit	Available	Prop. Inc./Dec. for 20-21	Bud + Prop. Incr/Decr	Avail.+ Prop. Incr/Decr	21-22	22-23	23-24	24-25	Total Budgeted up to 2025
42210 Intergov - State - Department of Water Resources	0	3,000,000	-3,000,000	0	0	-3,000,000	0	0	0	0	0
47020 Refunds, Damages, and Cost Recovery	0	32,000	-32,000	0	0	-32,000	0	0	0	0	0
80501 Reserve - Bond Financing	125,280,090	0	125,280,090	0	125,280,090	125,280,090	0	0	0	0	125,280,090
Revenue Totals:	125,280,090	3,032,000	122,248,090	0	125,280,090	122,248,090	0	0	0	0	125,424,994

Expenditures	Budget	Actual+Commit	Available	Prop. Inc./Dec. for 20-21	Budget+Prop. Inc./Dec.	Avail.+Prop. Inc./Dec.	21-22	22-23	23-24	24-25	Total Budgeted up to 2025
CA Construction Admin	11,804,981	9,170,227	2,634,754	0	11,804,981	2,634,754	0	0	0	0	11,804,981
CON Construction	113,796,301	102,094,461	11,701,840	0	113,796,301	11,701,840	0	0	0	0	113,796,301
CTGY Contingency - CIP	5,741,554	2,708,866	3,032,688	0	5,741,554	3,032,688	0	0	0	0	5,741,554
EDA Eng/Design/Admin	14,627,412	14,157,888	469,524	0	14,627,412	469,524	0	0	0	0	14,627,412
Expenditure Totals:	145,970,248	128,131,442	17,838,806	0	145,970,248	17,838,806	0	0	0	0	145,970,248

Fund Balance Required	Budget+Prop. Inc./Dec.	Available+Prop. Inc./Dec.
Sewer Operations Fund-4210	20,690,158	-104,409,284

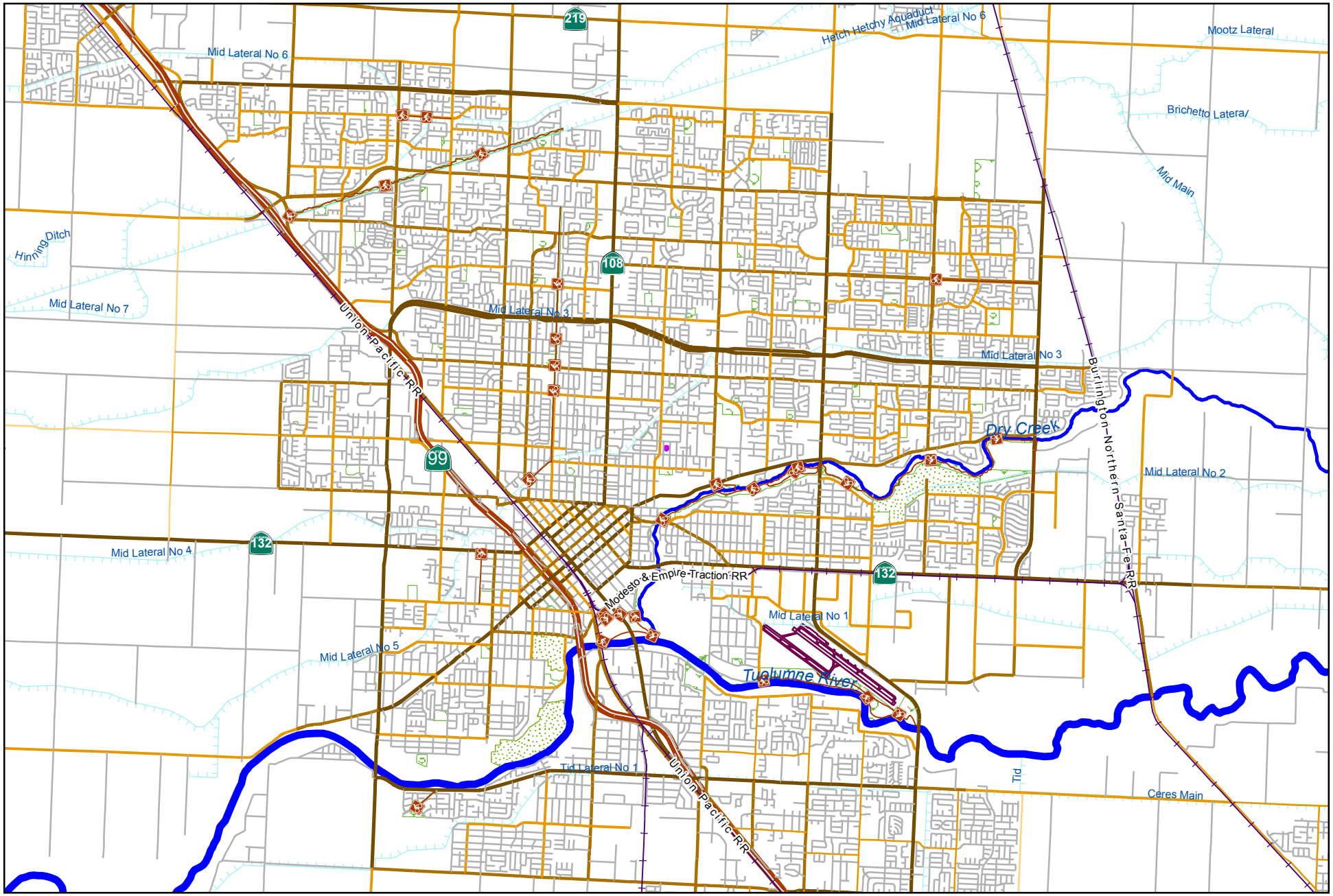

0 5,500 11,000
Feet

City of Modesto

Project #: 100521

UPP - North Valley Regional Recycled Water Project-Feasibility Study

MODESTO CALIFORNIA

UPP - North Valley Regional Recycled Water Project-Feasibility Study - Suspended 100521

Capital Unsponsored

Cost Center:	49999	*Category:*	Wastewater	*Start Date:*	2010
Hosting Fund:	Sewer Operations Fund-4210	*Type Class:*	Wastewater Utility	*End Date:*	2018
Element Listing:	Comm Svcs & Fac	*Area:*	Within City	*Status:*	Active
Classification:	Improvements	*Manager:*	Wong, William Sai	*Const. Code:*	To be Closed

Proj Desc: This project will produce and deliver up to 16,500 acre-feet per year of tertiary-treated recycled water from the City of Modesto to the Del Puerto Water District. This project would acquire right-of-way, design and construct the pump station, pipeline and appurtenances to deliver recycled water to the Delta Mendota Canal. Project is funded by State Revolving Fund (SRF) loan and Proposition 84 Grant Loan payments will be reimbursed through Water Sales Agreement with the Del Puerto Water District (DPWD).

Proj Stat: Project is completed. To be Closed.

Revenues	Budget	Actuals+Commit	Available	Prop. Inc./Dec. for 20-21	Bud + Prop. Incr/Decr	Avail.+ Prop. Incr/Decr	21-22	22-23	23-24	24-25	Total Budgeted up to 2025
42210 Intergov - State - Department of Water Resources	2,117,041	16,435,821	-14,318,780	0	2,117,041	-14,318,780	0	0	0	0	2,117,041
42422 Intergov - Local - Del Puerto Water District	0	189,228	-189,228	0	0	-189,228	0	0	0	0	0
47005 Miscellaneous Revenue	0	2,963	-2,963	0	0	-2,963	0	0	0	0	0
47020 Refunds, Damages, and Cost Recovery	15,000,000	0	15,000,000	0	15,000,000	15,000,000	0	0	0	0	15,000,000
80501 Reserve - Bond Financing	34,773,257	0	34,773,257	0	34,773,257	34,773,257	0	0	0	0	34,773,257
Revenue Totals:	51,890,298	16,628,012	35,262,286	0	51,890,298	35,262,286	0	0	0	0	51,890,298

Expenditures	Budget	Actual+Commit	Available	Prop. Inc./Dec. for 20-21	Budget+Prop. Inc./Dec.	Avail.+Prop. Inc./Dec.	21-22	22-23	23-24	24-25	Total Budgeted up to 2025
CA Construction Admin	408,600	24,867	383,733	0	408,600	383,733	0	0	0	0	408,600
CC Consultant Charges	1,399,809	1,322,878	76,931	0	1,399,809	76,931	0	0	0	0	1,399,809
CON Construction	40,896,000	40,896,000	0	0	40,896,000	0	0	0	0	0	40,896,000
CTGY Contingency ¿ CIP	2,652,057	1,316,522	1,335,535	0	2,652,057	1,335,535	0	0	0	0	2,652,057
EDA Eng/Design/Admin	6,979,839	6,556,336	423,503	0	6,979,839	423,503	0	0	0	0	6,979,839
LA Land Acquistion	25,000	7,128	17,872	0	25,000	17,872	0	0	0	0	25,000
Expenditure Totals:	52,361,305	50,123,732	2,237,573	0	52,361,305	2,237,573	0	0	0	0	52,361,305

Fund Balance Required	Budget+Prop. Inc./Dec.	Available+Prop. Inc./Dec.
Sewer Operations Fund-4210	471,007	-33,024,713

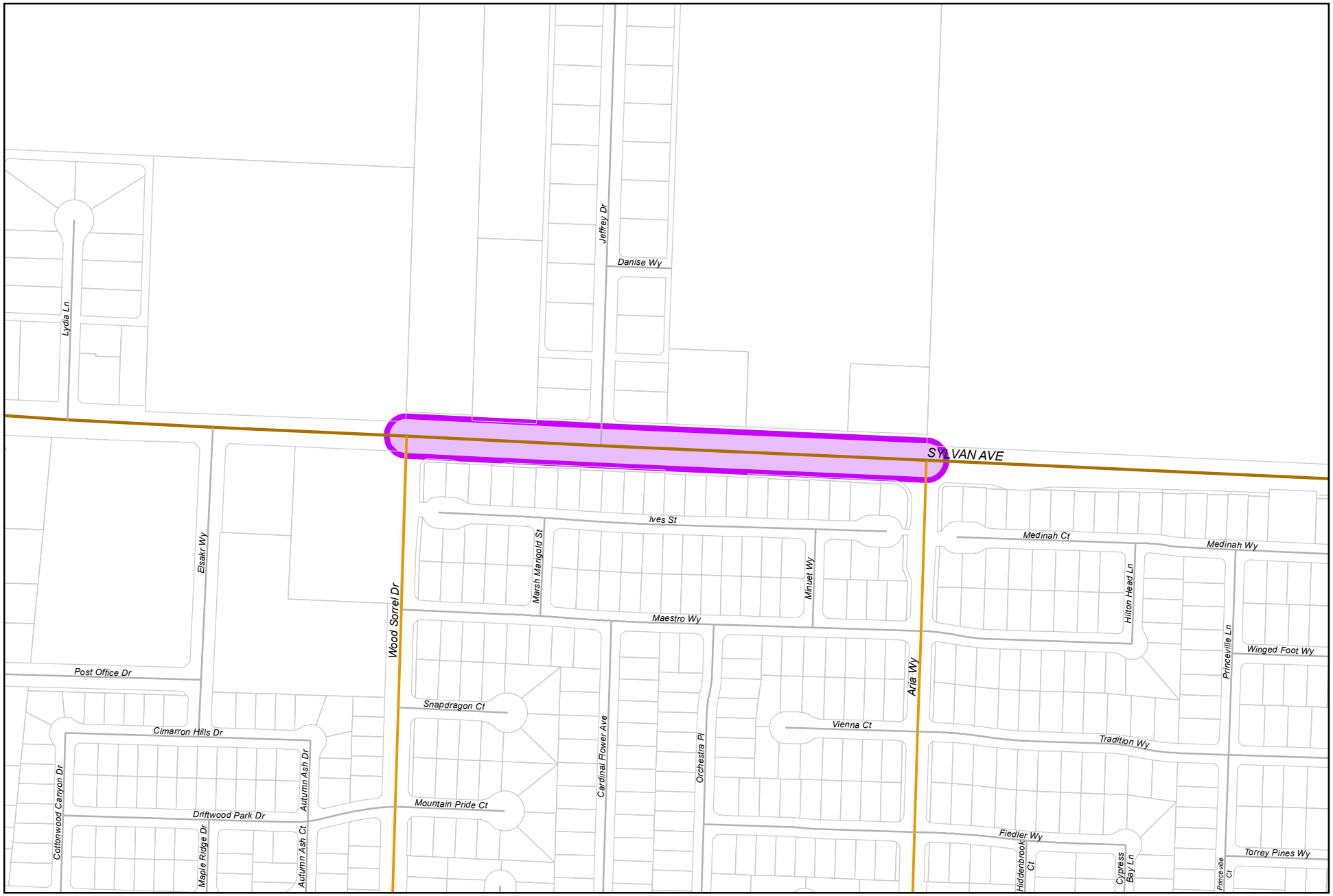

City of Modesto

Project #: 100533

UPP - Sonoma Trunk Extension (100530)

0 310 620

Feet

MODESTO CALIFORNIA

UPP - Sonoma Trunk Extension (100530)

100533

Capital Unsponsored

Cost Center:	49999	*Category:*	Wastewater	*Start Date:*	2018
Hosting Fund:	Sewer Operations Fund-4210	*Type Class:*	Expansion	*End Date:*	2020
Element Listing:	Comm Svcs & Fac	*Area:*	Within City	*Status:*	Active
Classification:	Improvements	*Manager:*	Ciotau, Cristian C	*Const. Code:*	Not Awarded

Proj Desc: This project will provide funding for the extension of the Sonoma Trunk SO-1 as identified in the Wastewater Master Plan. The proposed 27" sewer line from Sylvan Avenue to Aria Way is to serve future development. This project will also fund sewer mains on streets perpendicular to Sylvan Ave.

Proj Stat: Design Complete, Construction anticipated Summer 2020.

Expenditures	Budget	Actual+Commit	Available	Prop. Inc./Dec. for 20-21	Budget+Prop. Inc./Dec.	Avail.+Prop. Inc./Dec.	21-22	22-23	23-24	24-25	Total Budgeted up to 2025
CA Construction Admin	213,470	1,324	212,146	0	213,470	212,146	0	0	0	0	213,470
CON Construction	2,000,000	0	2,000,000	0	2,000,000	2,000,000	0	0	0	0	2,000,000
CTGY-CIP Contingency - CIP	177,893	0	177,893	0	177,893	177,893	0	0	0	0	177,893
EDA Eng/Design/Admin	423,384	249,901	173,483	0	423,384	173,483	0	0	0	0	423,384
ENV CIP Environmental	5,000	0	5,000	0	5,000	5,000	0	0	0	0	5,000
Expenditure Totals:	2,819,747	251,225	2,568,522	0	2,819,747	2,568,522	0	0	0	0	2,819,747

Fund Balance Required	Budget+Prop. Inc./Dec.	Available+Prop. Inc./Dec.
Sewer Operations Fund-4210	2,819,747	2,568,522

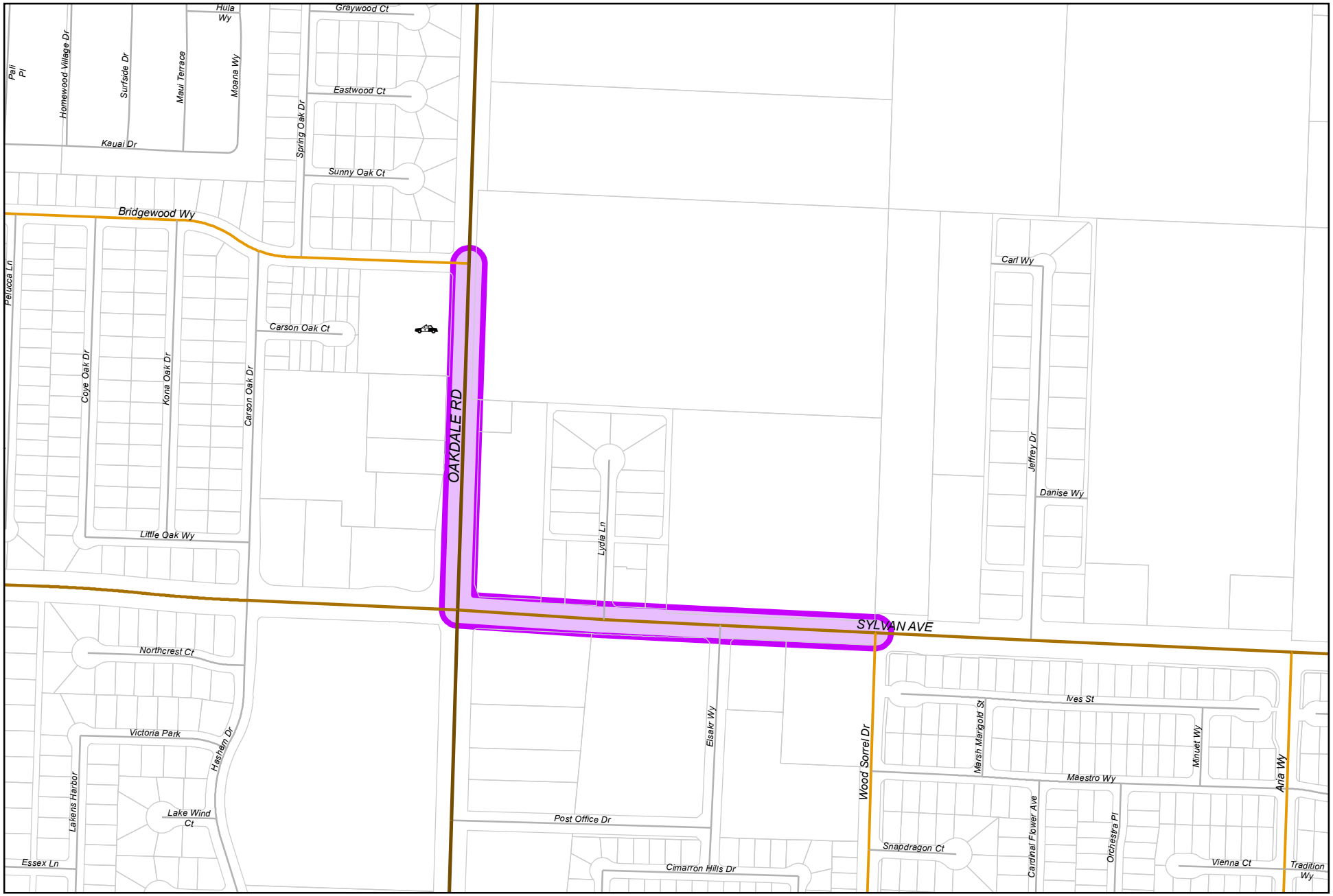

0 387.5 775
Feet

City of Modesto

Project #: 100534

UPP - New Tivoli Sewer Main to Sonoma Trunk

MODESTO CALIFORNIA

UPP - New Tivoli Sewer Main to Sonoma Trunk

100534

Capital Unsponsored

Cost Center:	49999	*Category:*	Wastewater	*Start Date:*	2019
Hosting Fund:	Sewer Operations Fund-4210	*Type Class:*	Expansion	*End Date:*	2021
Element Listing:	Comm Svcs & Fac	*Area:*	Within City	*Status:*	Active
Classification:	Improvements	*Manager:*	Ciotau, Cristian C	*Const. Code:*	Not Awarded

Proj Desc: This project will provide funding for sewer mains on Oakdale Road and Sylvan to the Tivoli Lift Station. The proposed sewer mains will serve existing and future development.

Proj Stat: Design is currently being prepared. Sewer main to be connected to proposed lift station (100535).

Expenditures	Budget	Actual+Commit	Available	Prop. Inc./Dec. for 20-21	Budget+Prop. Inc./Dec.	Avail.+Prop. Inc./Dec.	21-22	22-23	23-24	24-25	Total Budgeted up to 2025
CA Construction Admin	177,778	0	177,778	0	177,778	177,778	0	0	0	0	177,778
CON Construction	1,481,480	0	1,481,480	0	1,481,480	1,481,480	0	0	0	0	1,481,480
CTGY-CIP Contingency - CIP	148,149	0	148,149	0	148,149	148,149	0	0	0	0	148,149
EDA Eng/Design/Admin	192,593	40,789	151,804	0	192,593	151,804	0	0	0	0	192,593
Expenditure Totals:	2,000,000	40,789	1,959,211	0	2,000,000	1,959,211	0	0	0	0	2,000,000

Fund Balance Required	Budget+Prop. Inc./Dec.	Available+Prop. Inc./Dec.
Sewer Operations Fund-4210	2,000,000	1,959,211

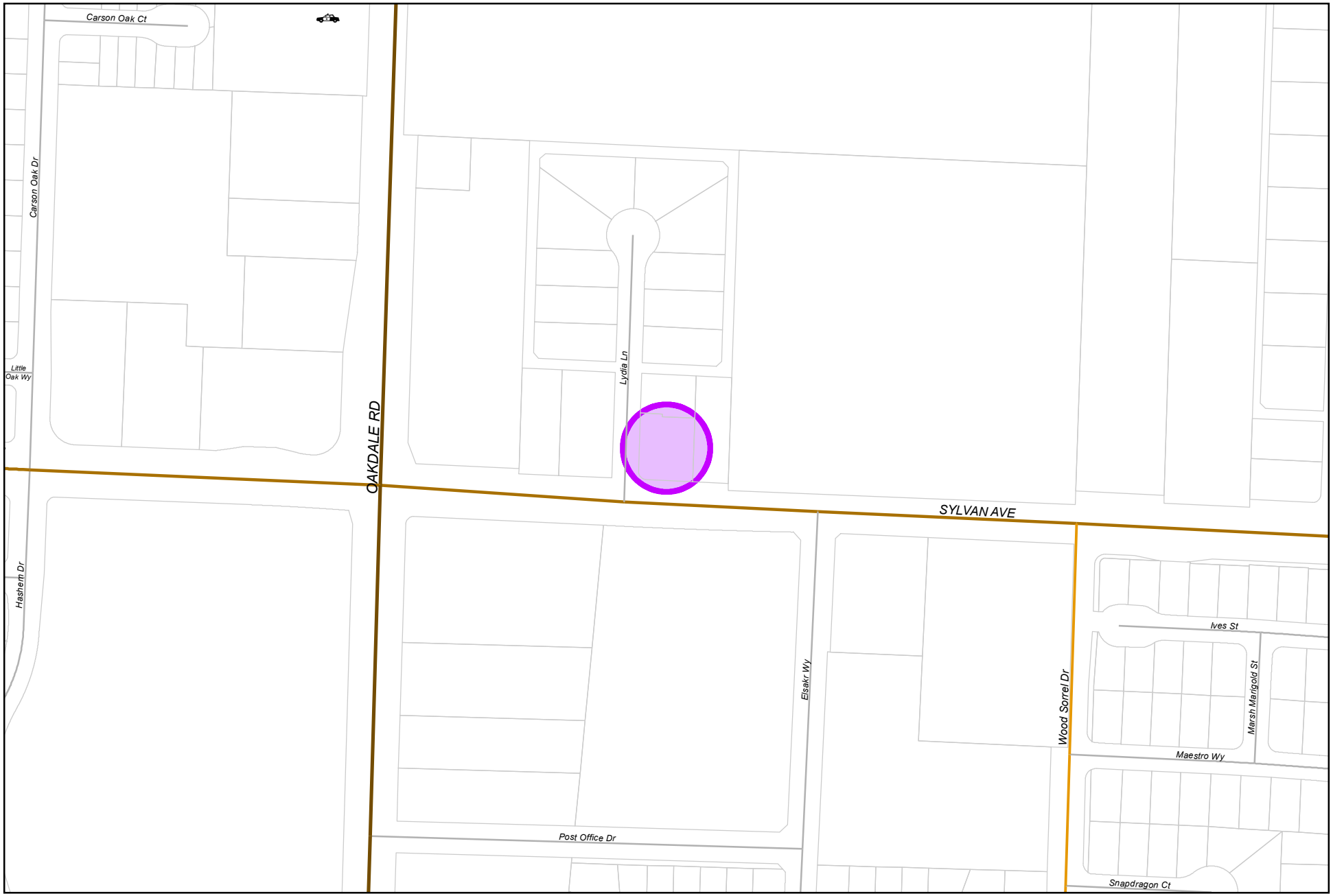

0 230 460
Feet

City of Modesto

Project #: 100535

UPP - Sonoma Trunk Extension Lift Station (100530)

MODESTO CALIFORNIA

UPP - Sonoma Trunk Extension Lift Station (100530)

100535

Capital Unsponsored

Cost Center:	49999	*Category:*	Wastewater	*Start Date:*	2018
Hosting Fund:	Sewer Operations Fund-4210	*Type Class:*	Rehabilitation - Collections	*End Date:*	2022
Element Listing:	Comm Svcs & Fac	*Area:*	Within City	*Status:*	Active
Classification:	Improvements	*Manager:*	Ciotau, Cristian C	*Const. Code:*	Not Awarded

Proj Desc: This project will provide funding for the Tivoli Lift Station as identified in the Wastewater Master Plan. A lift station near Lydia & Sylvan Avenue to pump wastewater into the Sonoma Trunk is necessary due to the Sonoma Trunk being shallow at Sylvan Avenue. The project will include a lift station, force main and additional improvements on the lift station property.

Proj Stat: This project is in design. Construction anticipated Winter 2020.

Revenues

	Budget	Actuals+Commit	Available	Prop. Inc./Dec. for 20-21	Bud + Prop. Incr/Decr	Avail.+ Prop. Incr/Decr	21-22	22-23	23-24	24-25	Total Budgeted up to 2025
46020 Building/Room Rental - Other	0	37,404	-37,404	0	0	-37,404	0	0	0	0	0
Revenue Totals:	0	37,404	-37,404	0	0	-37,404	0	0	0	0	0

Expenditures

	Budget	Actual+Commit	Available	Prop. Inc./Dec. for 20-21	Budget+Prop. Inc./Dec.	Avail.+Prop. Inc./Dec.	21-22	22-23	23-24	24-25	Total Budgeted up to 2025
CA Construction Admin	914,400	6	914,394	0	914,400	914,394	0	0	0	0	914,400
CON Construction	1,315,000	0	1,315,000	0	1,315,000	1,315,000	0	0	0	0	1,315,000
CTGY-CIP Contingency - CUO	177,902	0	177,902	0	177,902	177,902	0	0	0	0	177,902
EDA Eng/Design/Admin	259,098	203,564	55,534	0	259,098	55,534	0	0	0	0	259,098
ENV CIP Envoronmental	15,000	0	15,000	0	15,000	15,000	0	0	0	0	15,000
LA Land Acquisition	358,000	357,843	157	0	358,000	157	0	0	0	0	358,000
Expenditure Totals:	3,039,400	561,413	2,477,987	0	3,039,400	2,477,987	0	0	0	0	3,039,400

Fund Balance Required	Budget+Prop. Inc./Dec.	Available+Prop. Inc./Dec.
Sewer Operations Fund-4210	3,039,400	2,515,392

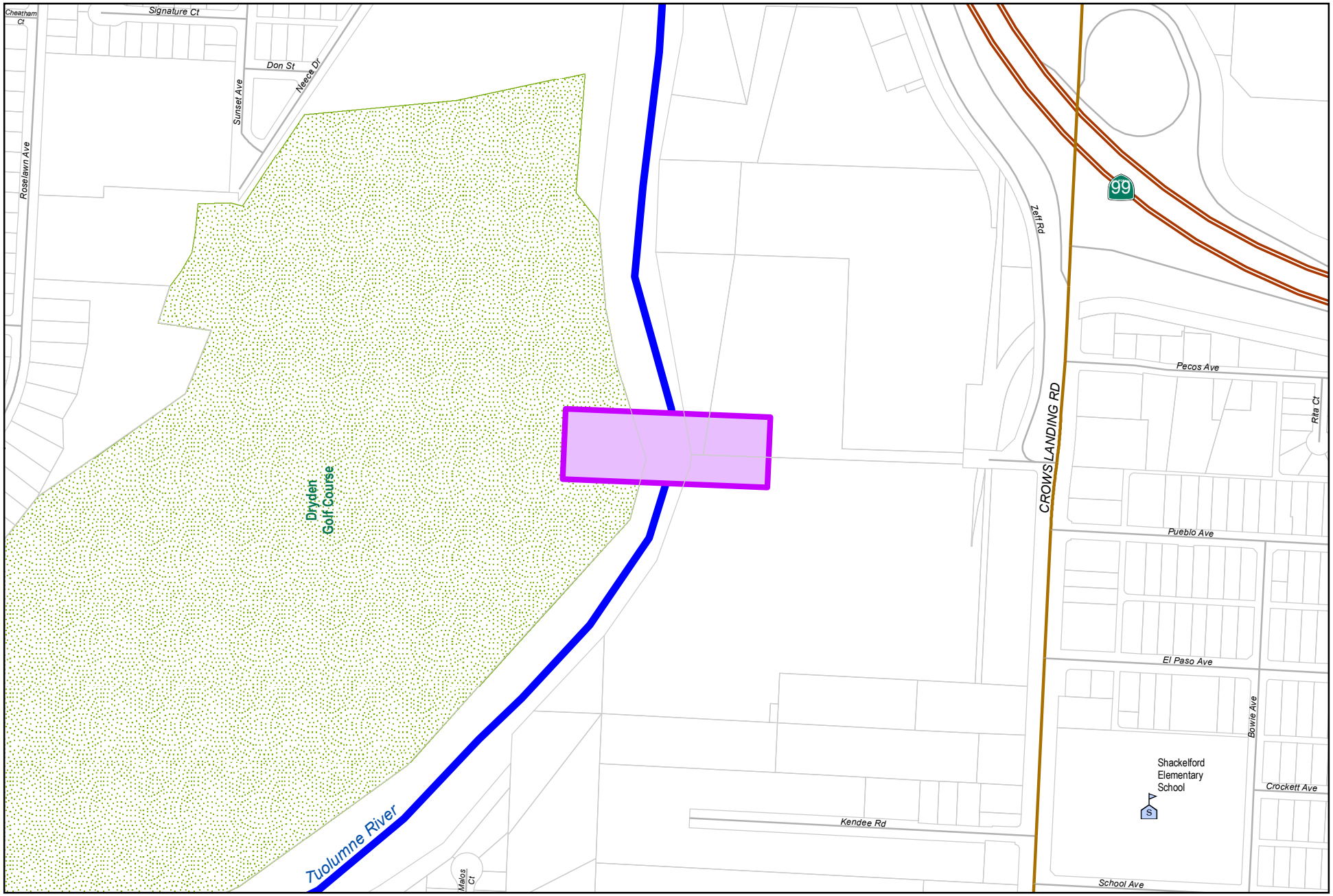

0 387.5 775
Feet

City of Modesto

Project #: 100544

UPP - Shackelford Crossing (Suspended)

MODESTO CALIFORNIA

UPP - Shackelford Crossing (Suspended) 100544

Capital Unsponsored

Cost Center:	49999	*Category:*	Wastewater	*Start Date:*	2002
Hosting Fund:	Sewer Operations Fund-4210	*Type Class:*	Rehabilitation - Collections	*End Date:*	2017
Element Listing:	Comm Svcs & Fac	*Area:*	Infill Areas	*Status:*	Closed
Classification:	Improvements	*Manager:*	Ciotau, Cristian C	*Const. Code:*	To be Closed

Proj Desc: The Shackelford Crossing project will upgrade and rehabilitate the existing sewer crossing, which is under capacity and deteriorating. This project will use Horizontal Directional Drilling (HDD) to install new sewer lines under the Tuolumne River.

Proj Stat: Construction complete, to be closed.

Revenues	Budget	Actuals+Commit	Available	Prop. Inc./Dec. for 20-21	Bud + Prop. Incr/Decr	Avail.+ Prop. Incr/Decr	21-22	22-23	23-24	24-25	Total Budgeted up to 2025
47020 Refunds, Damages, and Cost Recovery	0	1,974	-1,974	0	0	-1,974	0	0	0	0	0
Revenue Totals:	0	1,974	-1,974	0	0	-1,974	0	0	0	0	0

Expenditures	Budget	Actual+Commit	Available	Prop. Inc./Dec. for 20-21	Budget+Prop. Inc./Dec.	Avail.+Prop. Inc./Dec.	21-22	22-23	23-24	24-25	Total Budgeted up to 2025
CA Construction Admin	249,499	201,129	48,370	0	249,499	48,370	0	0	0	0	249,499
CON Construction	2,057,562	2,057,562	0	0	2,057,562	0	0	0	0	0	2,057,562
CTGY Contingency - CIP	149,605	8,144	141,461	0	149,605	141,461	0	0	0	0	149,605
EDA Eng/Design/Admin	698,024	599,490	98,534	0	698,024	98,534	0	0	0	0	698,024
ENV CIP - Environmental	14,500	8,324	6,176	0	14,500	6,176	0	0	0	0	14,500
LA Land Acquistion	97,500	97,470	30	0	97,500	30	0	0	0	0	97,500
PD Project Development	583	582	1	0	583	1	0	0	0	0	583
Expenditure Totals:	3,267,273	2,972,700	294,573	0	3,267,273	294,573	0	0	0	0	3,267,273

Fund Balance Required	Budget+Prop. Inc./Dec.	Available+Prop. Inc./Dec.
Sewer Operations Fund-4210	3,267,273	296,548

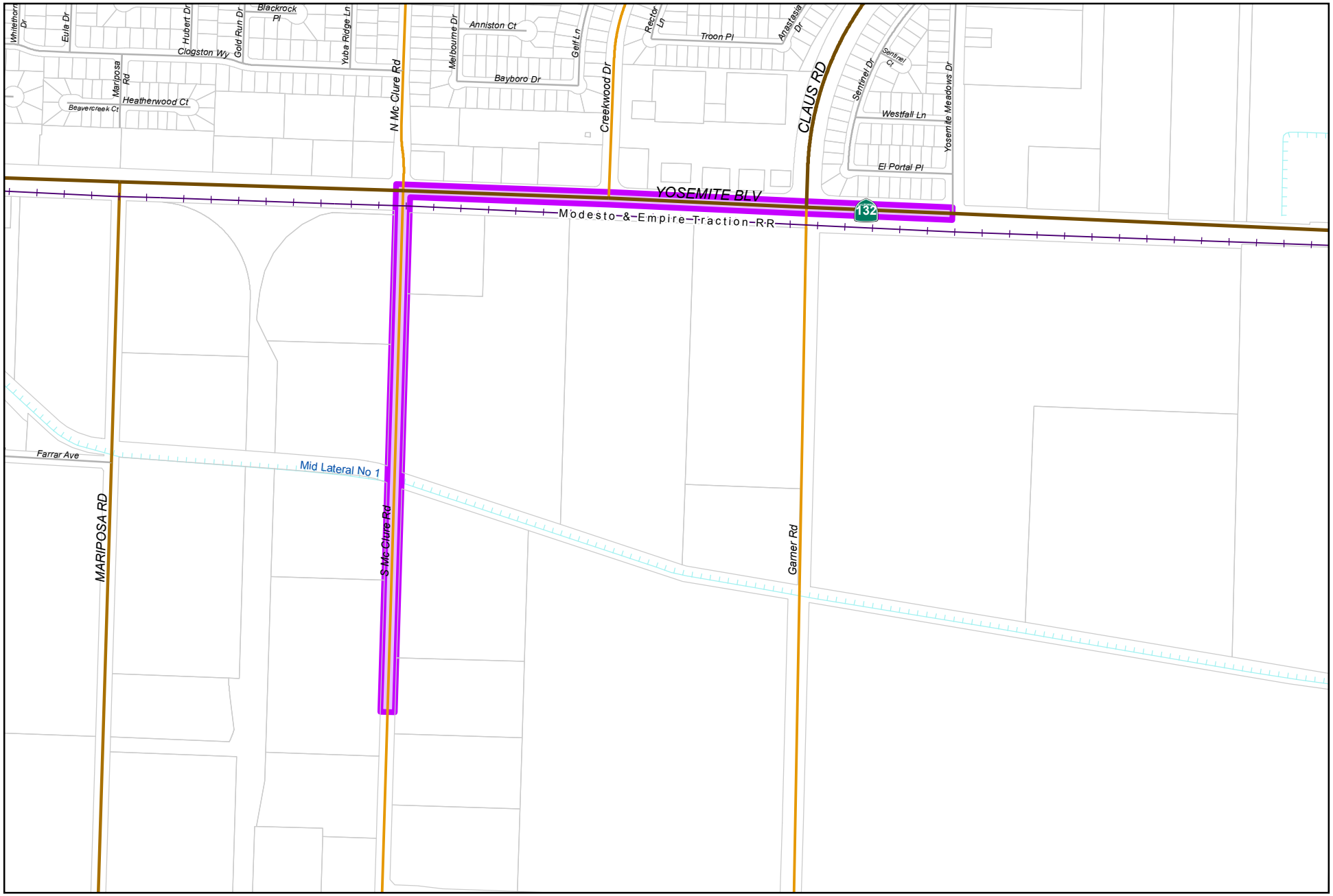

0 550 1,100
Feet

City of Modesto

Project #: 100641

UPP - Empire Trunk

MODESTO CALIFORNIA

UPP - Empire Trunk

100641

Capital Unsponsored

Cost Center:	49999	*Category:*	Wastewater	*Start Date:*	2018
Hosting Fund:	Sewer Operations Fund-4210	*Type Class:*	Wastewater Utility	*End Date:*	2021
Element Listing:	Comm Svcs & Fac	*Area:*	Within City	*Status:*	Active
Classification:	Improvements	*Manager:*	Ciotau, Cristian C	*Const. Code:*	Under Construction

Proj Desc: This project will provide funding to replace approximately 5,024 of 10-inch diameter sewer trunk with 15-inch diameter pipe. The existing 10-inch diameter sewer trunk flows west from Empire along Yosemite Boulevard, then south on McClure Road before reaching the River Trunk. This project is identified as Project EM-1 in the Wastewater Master Plan.

Proj Stat: Project is in construction; Anticipated to be complete by the end of FY 19/20.

Expenditures	Budget	Actual+Commit	Available	Prop. Inc./Dec. for 20-21	Budget+Prop. Inc./Dec.	Avail.+Prop. Inc./Dec.	21-22	22-23	23-24	24-25	Total Budgeted up to 2025
CA Construction Admin	603,698	376,837	226,861	0	603,698	226,861	0	0	0	0	603,698
CCF City Construct Forc	83,378	0	83,378	0	83,378	83,378	0	0	0	0	83,378
CON Construction	5,858,515	3,866,093	1,992,422	0	5,858,515	1,992,422	0	0	0	0	5,858,515
CTGY-CIP Contingency - CIP	556,422	50,400	506,023	0	556,422	506,023	0	0	0	0	556,422
EDA Eng/Design/Admin	540,216	355,893	184,323	0	540,216	184,323	0	0	0	0	540,216
Expenditure Totals:	7,642,229	4,649,223	2,993,006	0	7,642,229	2,993,006	0	0	0	0	7,642,229

Fund Balance Required	Budget+Prop. Inc./Dec.	Available+Prop. Inc./Dec.
Sewer Operations Fund-4210	7,642,229	2,993,006

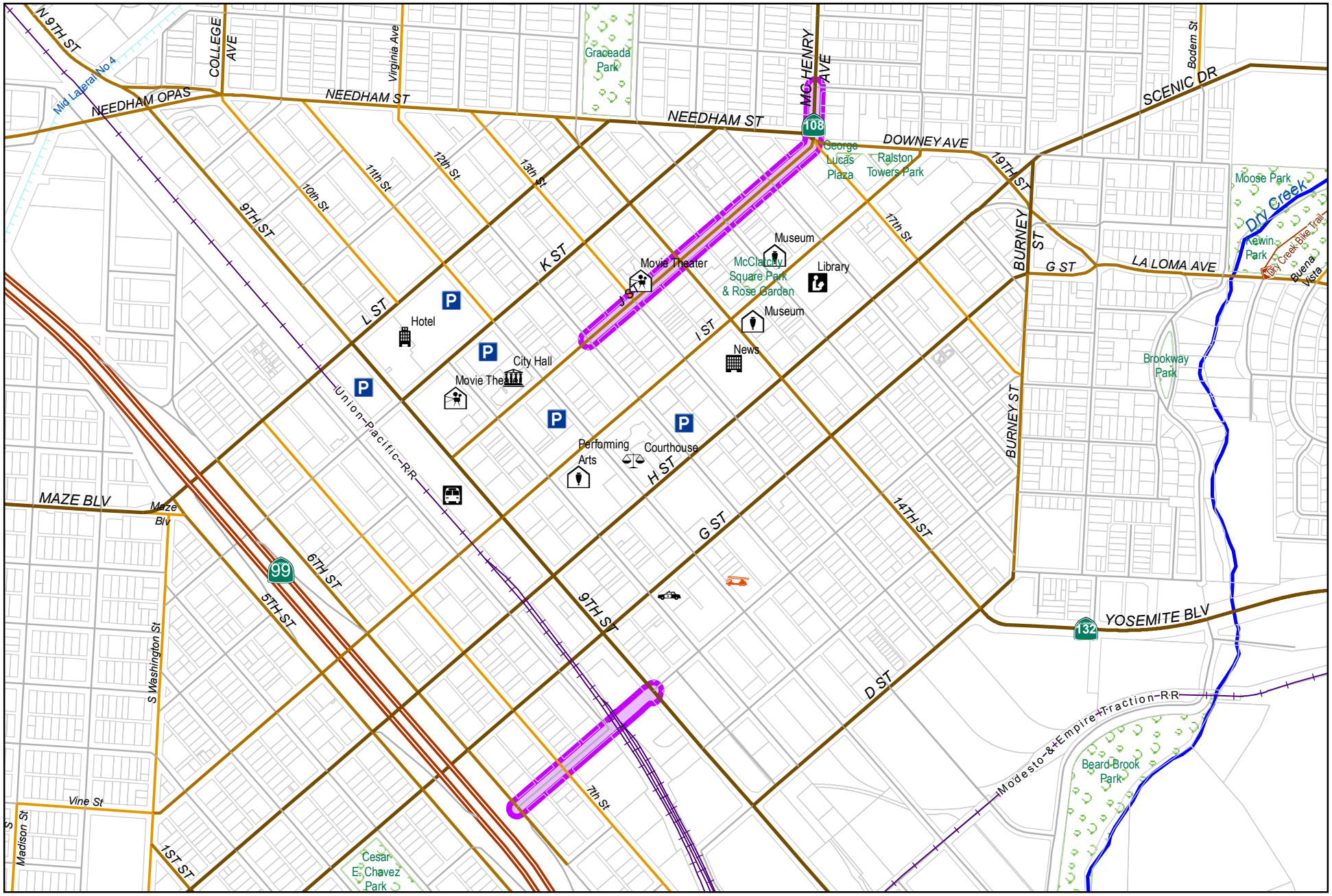

City of Modesto

Project #: 100642

UPP - Downtown Sewer Improvements - F Street and D Street

0 750 1,500
Feet

MODESTO CALIFORNIA

UPP - Downtown Sewer Improvements - F Street and D Street

100642

Capital Unsponsored

Cost Center:	49999	*Category:*	Wastewater	*Start Date:*	2020
Hosting Fund:	Sewer Operations Fund-4210	*Type Class:*	Wastewater Utility	*End Date:*	2023
Element Listing:	Comm Svcs & Fac	*Area:*	Within City	*Status:*	Active
Classification:	Improvements	*Manager:*	Ciotau, Cristian C	*Const. Code:*	New or Future

Proj Desc: This project will provide funding to replace the existing sewer main on F Street from 6th Street to Burney Street, as well as improvements to sewer mains connecting to the F Street main. The D Street sewer system will also be realigned to connect to the new F Street main. The Wastewater Master Plan identified improvements to the F Street sewer (DT-5) and D Street sewer (DT-3, DT-4). These improvements are being combined under this project.

Proj Stat: Design is scheduled to begin spring FY 20/21. Construction anticipated for FY 21/22.

Expenditures	Budget	Actual+Commit	Available	Prop. Inc./Dec. for 20-21	Budget+Prop. Inc./Dec.	Avail.+Prop. Inc./Dec.	21-22	22-23	23-24	24-25	Total Budgeted up to 2025
EDA Eng/Design/Admin	200,000	12,025	187,975	0	200,000	187,975	0	0	0	0	200,000
Expenditure Totals:	200,000	12,025	187,975	0	200,000	187,975	0	0	0	0	200,000

Fund Balance Required	Budget+Prop. Inc./Dec.	Available+Prop. Inc./Dec.
Sewer Operations Fund-4210	200,000	187,975

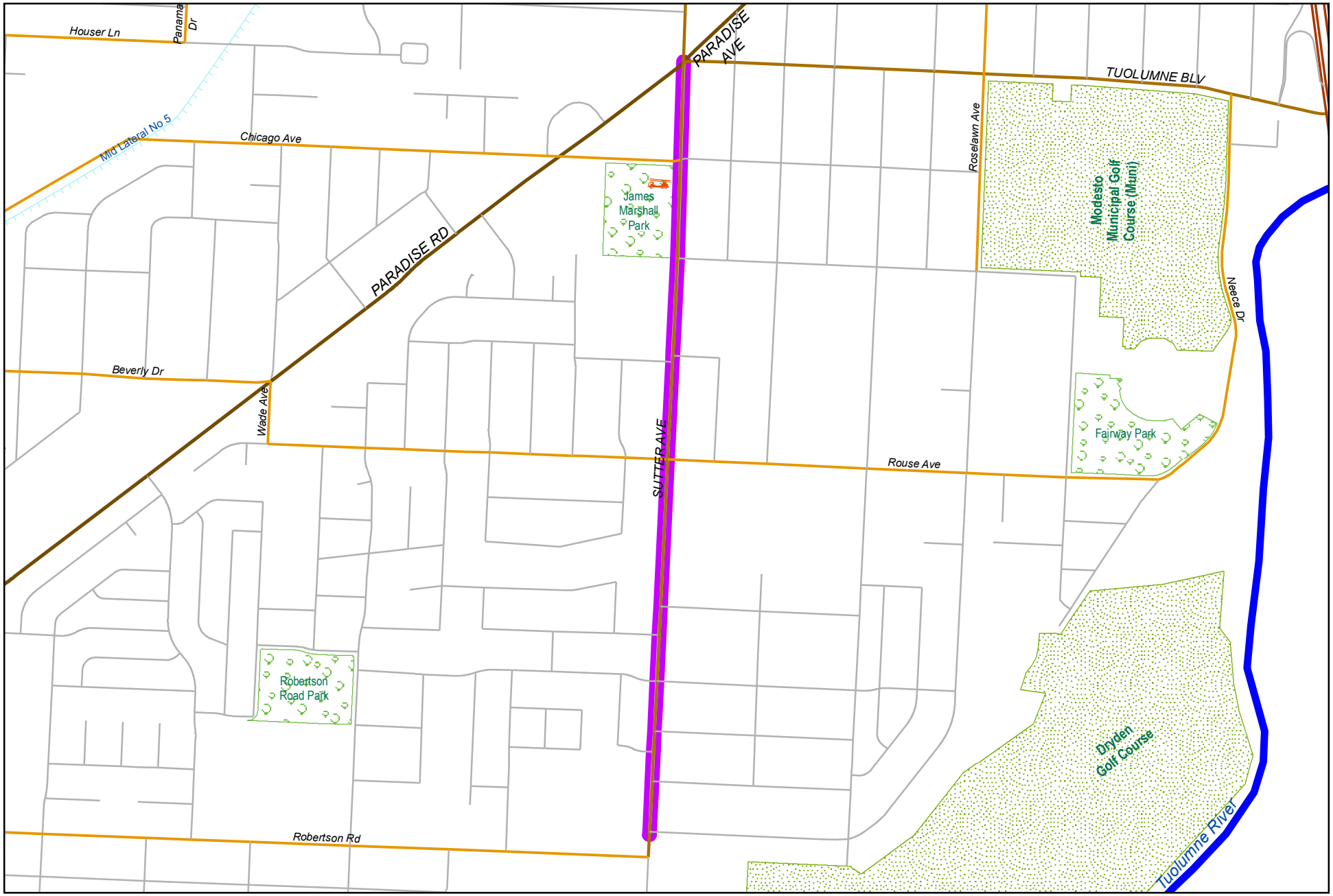

0 800 1,600
Feet

City of Modesto

Project #: 100646

UPP - River Trunk Realignment

MODESTO CALIFORNIA

UPP - River Trunk Realignment

100646

Capital Unsponsored

Cost Center:	49999	*Category:*	Wastewater	*Start Date:*	2016
Hosting Fund:	Sewer Operations Fund-4210	*Type Class:*	Wastewater Utility	*End Date:*	2023
Element Listing:	Comm Svcs & Fac	*Area:*	Within City	*Status:*	Active
Classification:	Improvements	*Manager:*	Franco, Jesse	*Const. Code:*	Not Awarded

Proj Desc: This project will provide funding to combine Wastewater Master Plan CIPs (Sutter Trunks S-1, S-2, S-3, RV-1) to realign the River Trunk away from the Tuolumne River and a new underground lift station.

Proj Stat: First phase of construction to begin in FY 20/21.

Revenues	Budget	Actuals+Commit	Available	Prop. Inc./Dec. for 20-21	Bud + Prop. Incr/Decr	Avail.+ Prop. Incr/Decr	21-22	22-23	23-24	24-25	Total Budgeted up to 2025
47020 Refunds, Damages, and Cost Recovery	0	911	-911	0	0	-911	0	0	0	0	0
Revenue Totals:	0	911	-911	0	0	-911	0	0	0	0	0

Expenditures	Budget	Actual+Commit	Available	Prop. Inc./Dec. for 20-21	Budget+Prop. Inc./Dec.	Avail.+Prop. Inc./Dec.	21-22	22-23	23-24	24-25	Total Budgeted up to 2025
CA Construction Admin	1,387,063	1,830	1,385,233	0	1,387,063	1,385,233	0	0	0	0	1,387,063
CON Construction	13,347,323	13,990	13,333,333	0	13,347,323	13,333,333	0	0	0	0	13,347,323
CTGY-CIP Contingency - CIP	1,333,333	0	1,333,333	0	1,333,333	1,333,333	0	0	0	0	1,333,333
EDA Eng/Design/Admin	6,779,226	5,923,731	855,495	0	6,779,226	855,495	0	0	0	0	6,779,226
LA Land Acquistion	185,000	175,205	9,795	0	185,000	9,795	0	0	0	0	185,000
Expenditure Totals:	23,031,945	6,114,756	16,917,189	0	23,031,945	16,917,189	0	0	0	0	23,031,945

Fund Balance Required	Budget+Prop. Inc./Dec.	Available+Prop. Inc./Dec.
Sewer Operations Fund-4210	23,031,945	16,918,100

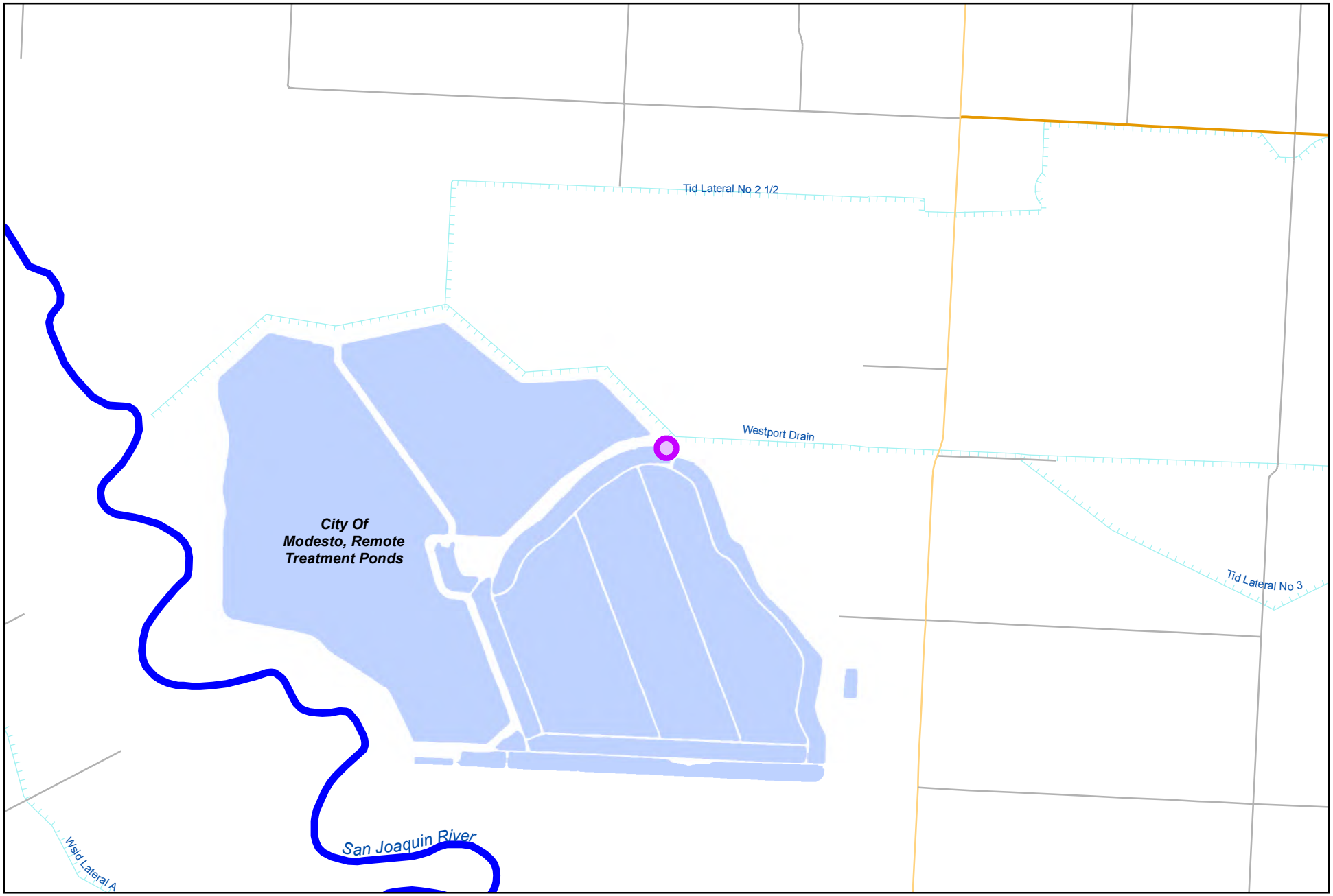

0 1,900 3,800
Feet

City of Modesto

Project #: 100648

UPP - New Jennings WQC Entrance/Exit

MODESTO
CALIFORNIA

UPP - New Jennings WQC Entrance/Exit

100648

Capital Unsponsored

Cost Center:	49999	*Category:*	Wastewater	*Start Date:*	2019
Hosting Fund:	Sewer Operations Fund-4210	*Type Class:*	Wastewater Utility	*End Date:*	2021
Element Listing:	Comm Svcs & Fac	*Area:*	Within City	*Status:*	Active
Classification:	Improvements	*Manager:*	Ciotau, Cristian C	*Const. Code:*	Not Awarded

Proj Desc: This project will provide funding for a new entrance into the Jennings Treatment Plant as well as street overlay improvements on Jennings Road from Taylor Road to Monte Vista.

Proj Stat: Design Complete; Construction anticipated in Spring of 2020.

Expenditures	Budget	Actual+Commit	Available	Prop. Inc./Dec. for 20-21	Budget+Prop. Inc./Dec.	Avail.+Prop. Inc./Dec.	21-22	22-23	23-24	24-25	Total Budgeted up to 2025
CA Construction Admin	193,207	239	192,968	0	193,207	192,968	0	0	0	0	193,207
CON Construction	3,300,000	0	3,300,000	0	3,300,000	3,300,000	0	0	0	0	3,300,000
CTGY-CIP Contingency - CIP	330,000	0	330,000	0	330,000	330,000	0	0	0	0	330,000
EDA Eng/Design/Admin	309,261	230,531	78,730	0	309,261	78,730	0	0	0	0	309,261
Expenditure Totals:	4,132,468	230,770	3,901,698	0	4,132,468	3,901,698	0	0	0	0	4,132,468

Fund Balance Required	Budget+Prop. Inc./Dec.	Available+Prop. Inc./Dec.
Sewer Operations Fund-4210	4,132,468	3,901,698

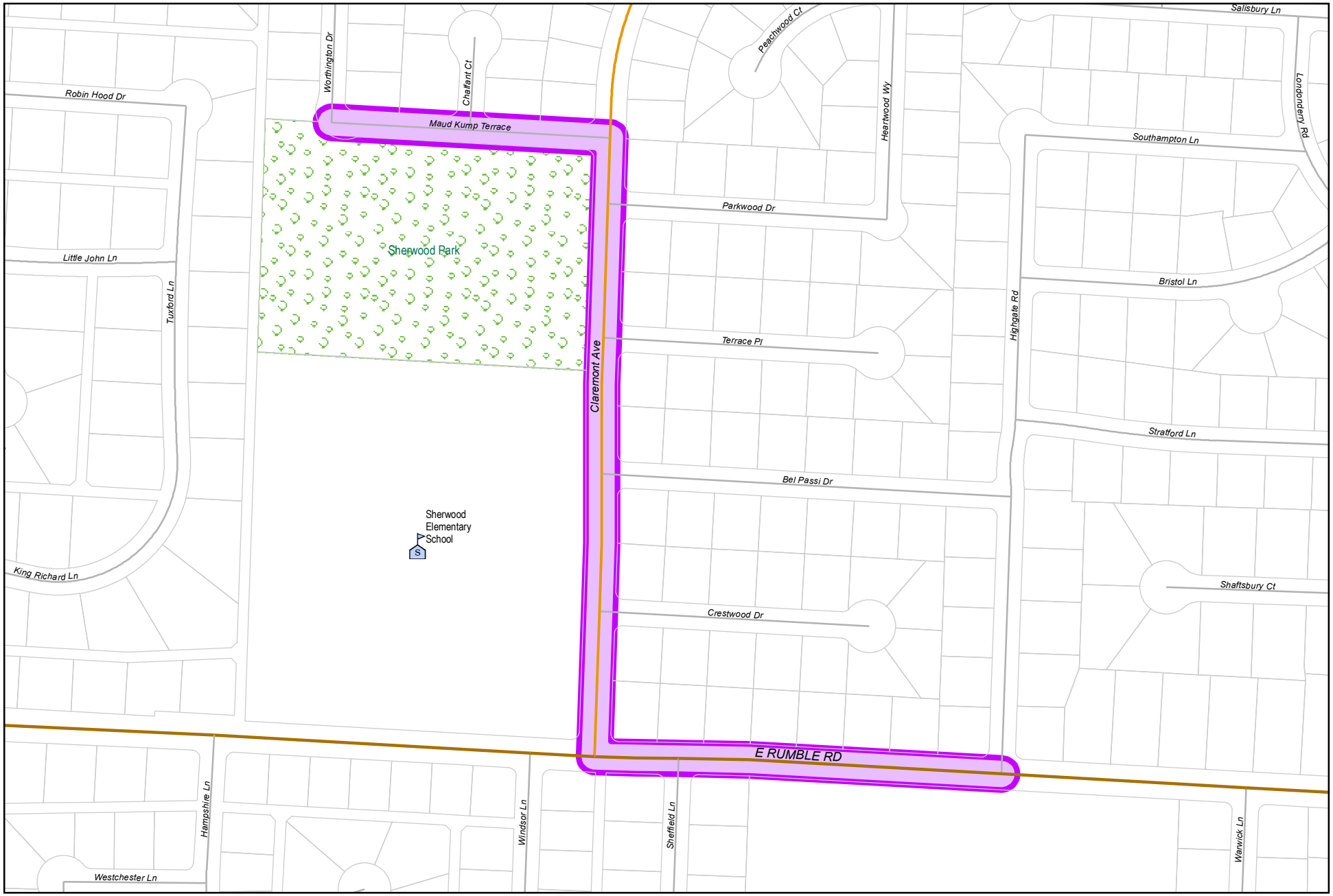

0 230 460
Feet

City of Modesto

Project #: 100678

UPP - Rumble Trunk

MODESTO
CALIFORNIA

UPP - Rumble Trunk

100678

Capital Unsponsored

Cost Center:	49999	*Category:*	Wastewater	*Start Date:*	2017
Hosting Fund:	Sewer Operations Fund-4210	*Type Class:*	Wastewater Utility	*End Date:*	2019
Element Listing:	Comm Svcs & Fac	*Area:*	Within City	*Status:*	Active
Classification:	Improvements	*Manager:*	Ciotau, Cristian C	*Const. Code:*	Construction Completed

Proj Desc: This project will provide funding to replace approximately 2,753-feet of 21-inch diameter pipe with 24-inch diameter pipe on Claremont Avenue from Worthington Drive to Highgate Road. This project is identified as Project R-1 in the Wastewater Master Plan.

Proj Stat: Project completed, to be closed.

Expenditures	Budget	Actual+Commit	Available	Prop. Inc./Dec. for 20-21	Budget+Prop. Inc./Dec.	Avail.+Prop. Inc./Dec.	21-22	22-23	23-24	24-25	Total Budgeted up to 2025
CA Construction Admin	233,464	100,863	132,601	0	233,464	132,601	0	0	0	0	233,464
CCF City Construct Force	60,000	0	60,000	0	60,000	60,000	0	0	0	0	60,000
CON Construction	2,327,287	2,327,287	0	0	2,327,287	0	0	0	0	0	2,327,287
CTGY-CIP Contingency - CIP	232,729	217,969	14,760	0	232,729	14,760	0	0	0	0	232,729
EDA Eng/Design/Admin	234,227	156,384	77,843	0	234,227	77,843	0	0	0	0	234,227
Expenditure Totals:	3,087,707	2,802,503	285,204	0	3,087,707	285,204	0	0	0	0	3,087,707

Fund Balance Required	Budget+Prop. Inc./Dec.	Available+Prop. Inc./Dec.
Sewer Operations Fund-4210	3,087,707	285,204

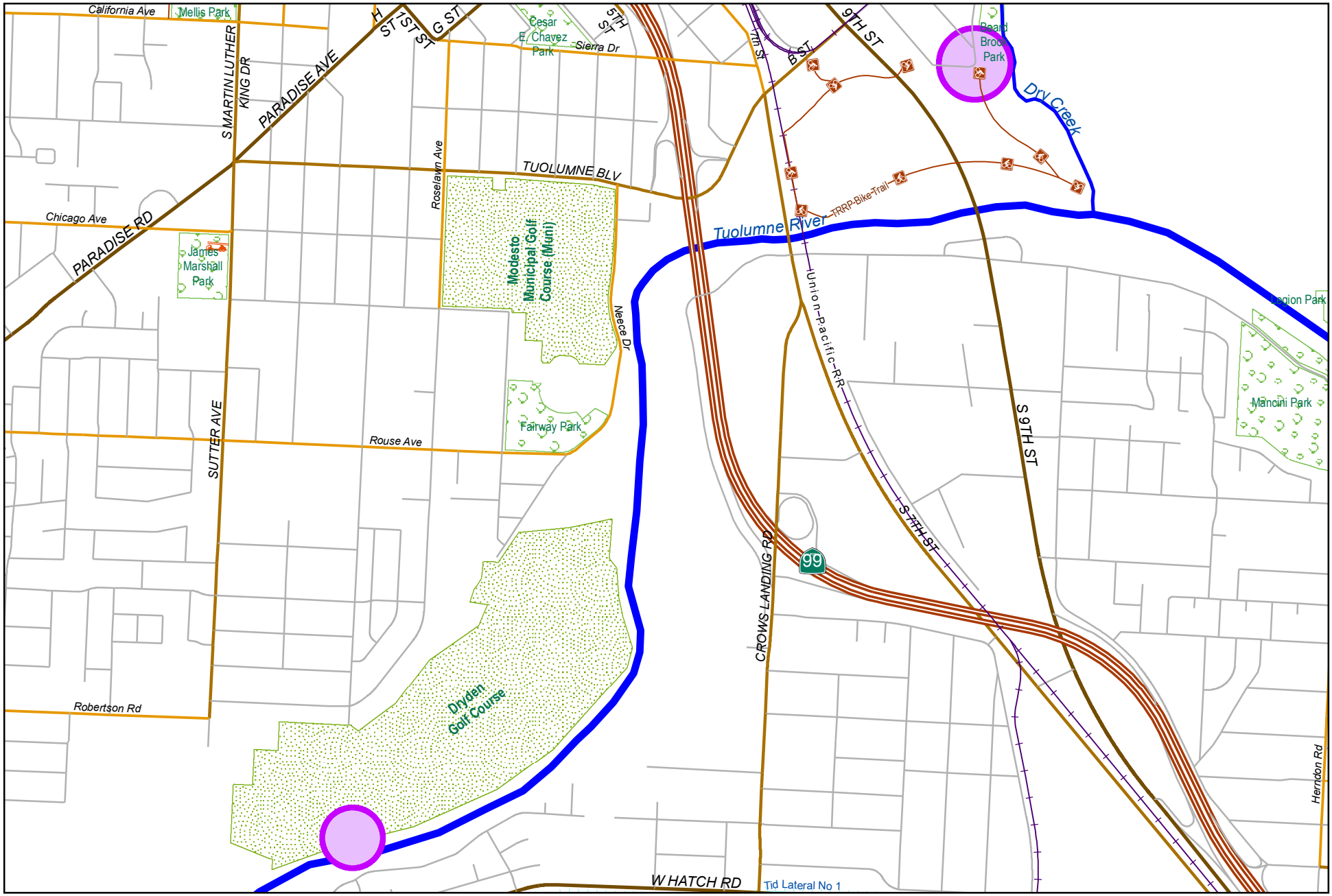

0 1,150 2,300
Feet

City of Modesto

Project #: 100679

UTL - Cannery Segregation Diversion Structure

MODESTO CALIFORNIA

UTL - Cannery Segregation Diversion Structure

100679

Capital Unsponsored

Cost Center:	49999	*Category:*	Wastewater	*Start Date:*	2013
Hosting Fund:	Sewer Operations Fund-4210	*Type Class:*	Wastewater Utility	*End Date:*	2019
Element Listing:	Comm Svcs & Fac	*Area:*	Within City	*Status:*	Active
Classification:	Improvements	*Manager:*	Ciotau, Cristian C	*Const. Code:*	Construction Completed

Proj Desc: This project will provide funding to install a new diversion structure from the Cannery Segregation Trunk to the River Trunk. The diversion structure will be located on the bluff between Tuolumne Blvd. and 7th Street.

Proj Stat: Construction completed, to be closed.

Expenditures	Budget	Actual+Commit	Available	Prop. Inc./Dec. for 20-21	Budget+Prop. Inc./Dec.	Avail.+Prop. Inc./Dec.	21-22	22-23	23-24	24-25	Total Budgeted up to 2025
CA Construction Admin	155,608	164,418	-8,810	0	155,608	-8,810	0	0	0	0	155,608
CON Construction	1,290,439	1,290,482	-43	0	1,290,439	-43	0	0	0	0	1,290,439
CTGY-CIP Contingency - CIP	190,566	148,155	42,411	0	190,566	42,411	0	0	0	0	190,566
EDA Eng/Design/Admin	225,449	237,363	-11,914	0	225,449	-11,914	0	0	0	0	225,449
Expenditure Totals:	1,862,062	1,840,418	21,644	0	1,862,062	21,644	0	0	0	0	1,862,062

Fund Balance Required	Budget+Prop. Inc./Dec.	Available+Prop. Inc./Dec.
Sewer Operations Fund-4210	1,862,062	21,644

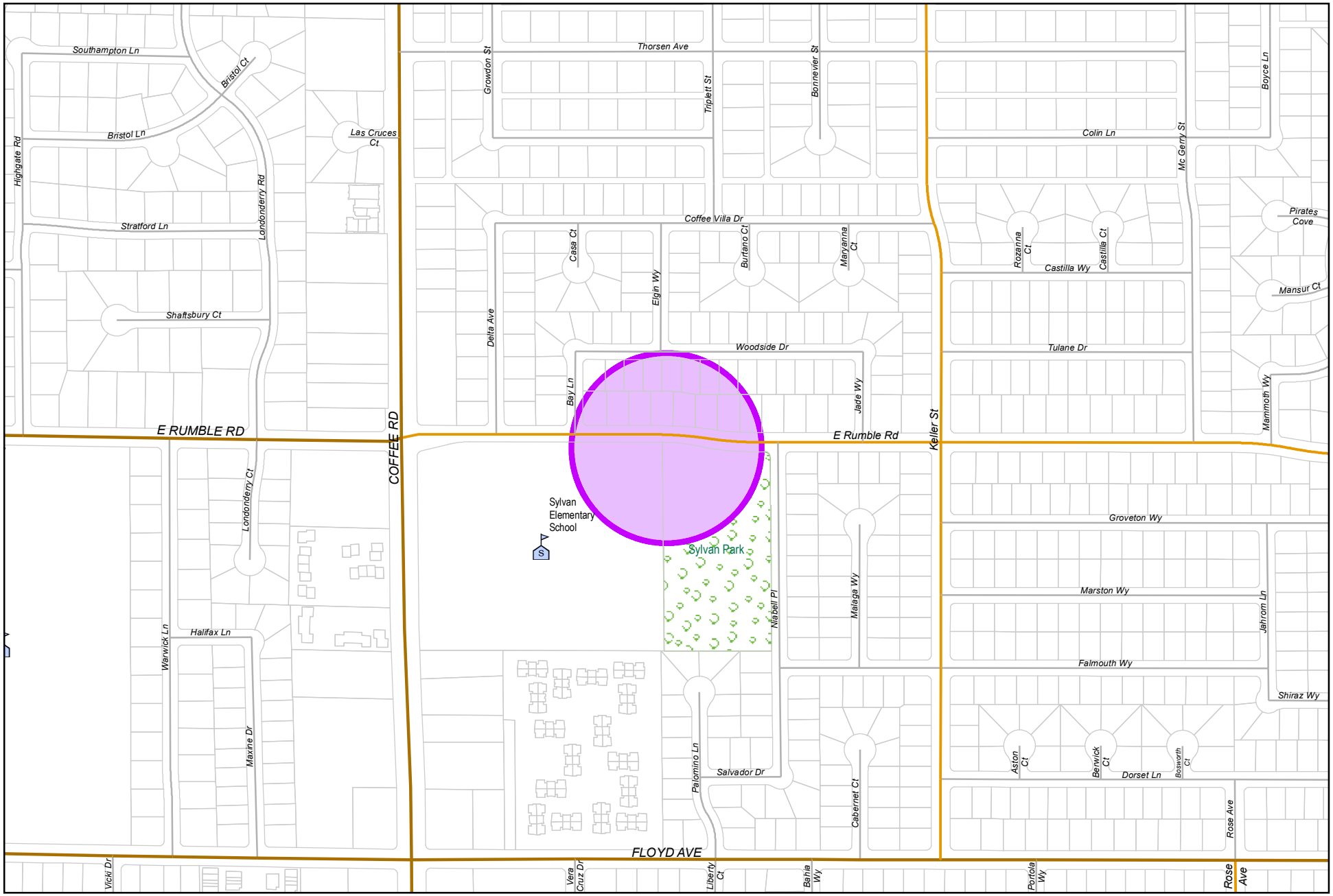

0 387.5 775
Feet

City of Modesto

Project #: 100681

UPP - Rumble Lift Station

UPP - Rumble Lift Station

100681

Capital Unsponsored

Cost Center:	49999	*Category:*	Wastewater	*Start Date:*	2013
Hosting Fund:	Sewer Operations Fund-4210	*Type Class:*	Wastewater Utility	*End Date:*	2018
Element Listing:	Comm Svcs & Fac	*Area:*	Within City	*Status:*	Active
Classification:	Improvements	*Manager:*	Ciotau, Cristian C	*Const. Code:*	Construction Completed

Proj Desc: This project will provide funding to upgrade the existing Rumble Lift Station, identified as Lift Station No. 30 in the Wastewater Master Plan, to allow for the firm capacity to increase from 1.4 mgd to 2.0 mgd.

Proj Stat: Construction completed, to be closed.

Expenditures	Budget	Actual+Commit	Available	Prop. Inc./Dec. for 20-21	Budget+Prop. Inc./Dec.	Avail.+Prop. Inc./Dec.	21-22	22-23	23-24	24-25	Total Budgeted up to 2025
CA Construction Admin	219,822	127,230	92,592	0	219,822	92,592	0	0	0	0	219,822
CCF City Construct Force	10,000	630	9,370	0	10,000	9,370	0	0	0	0	10,000
CON Construction	1,821,853	1,019,000	802,853	0	1,821,853	802,853	0	0	0	0	1,821,853
CTGY-CIP Contingency - CIP	183,185	50,487	132,698	0	183,185	132,698	0	0	0	0	183,185
EDA Eng/Design/Admin	238,141	140,316	97,825	0	238,141	97,825	0	0	0	0	238,141
Expenditure Totals:	2,473,001	1,337,663	1,135,338	0	2,473,001	1,135,338	0	0	0	0	2,473,001

Fund Balance Required	Budget+Prop. Inc./Dec.	Available+Prop. Inc./Dec.
Sewer Operations Fund-4210	2,473,001	1,135,338

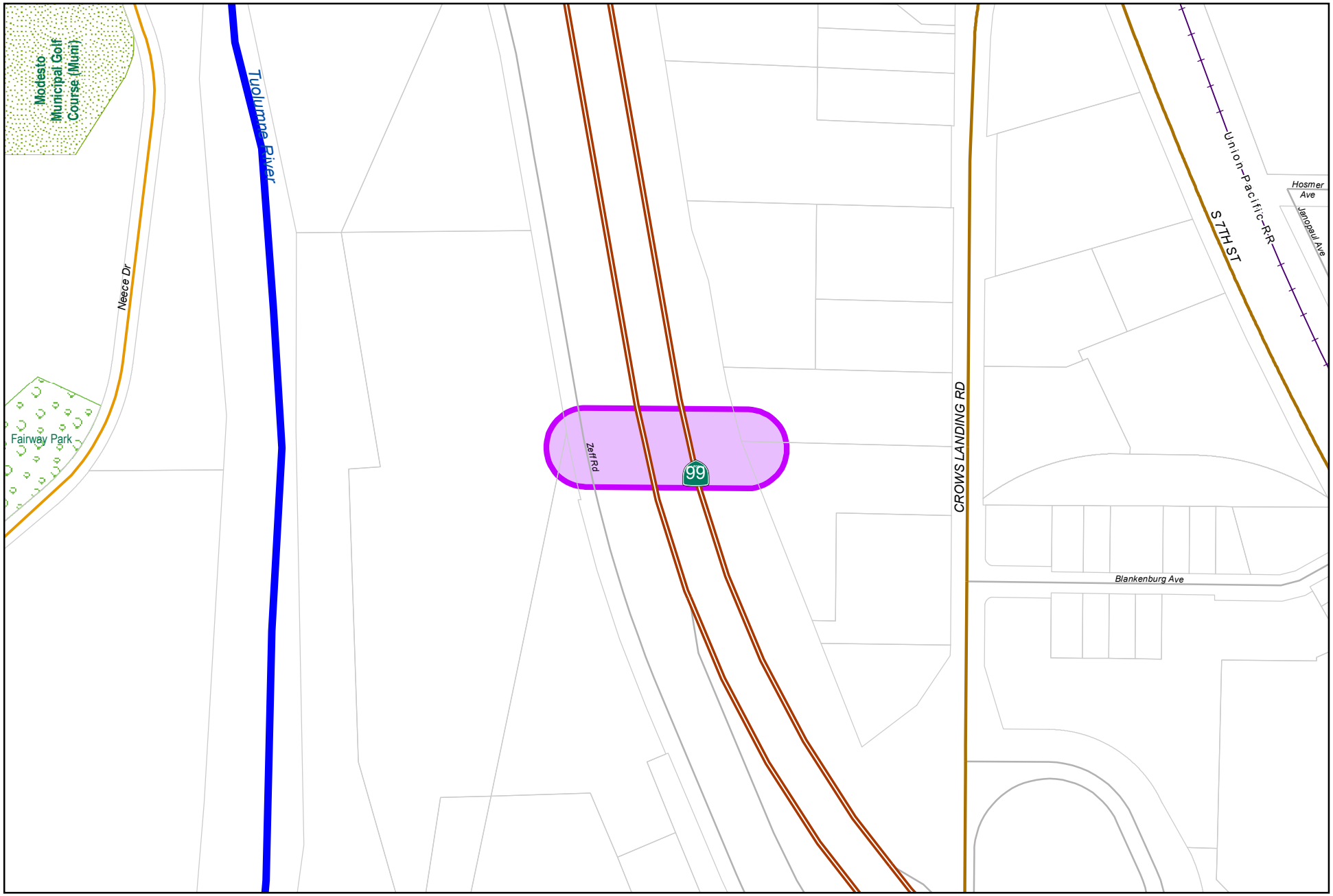

0 230 460
Feet

City of Modesto

Project #: 100683

UPP - Ceres Trunk Rehabilitation

UPP - Ceres Trunk Rehabilitation

100683

Capital Unsponsored

Cost Center:	49999	*Category:*	Wastewater	*Start Date:*	2019
Hosting Fund:	Sewer Operations Fund-4210	*Type Class:*	Wastewater Utility	*End Date:*	2021
Element Listing:	Comm Svcs & Fac	*Area:*	Within City	*Status:*	Active
Classification:	Improvements	*Manager:*	Christensen, Stephan O Jr	*Const. Code:*	Construction Completed

Proj Desc: This project will provide funding to construct improvements to the Ceres Trunk as identified in the Wastewater Master Plan. Improvements include rehabilitation of the 18-inch, 21-inch, 24-inch diameter Ceres Trunk (C-1), a new 300-foot, 24-inch diameter redundant trunk line (C-2b) to the Ceres Trunk (C2-a) that crosses Highway 99 near Blankenburg Avenue and Crows Landing Road, and rehabilitation of the existing 24-inch diameter trunk (c-2a).

Proj Stat: Construction complete, under warranty period.

Expenditures	Budget	Actual+Commit	Available	Prop. Inc./Dec. for 20-21	Budget+Prop. Inc./Dec.	Avail.+Prop. Inc./Dec.	21-22	22-23	23-24	24-25	Total Budgeted up to 2025
CA Construction Admin	574,593	188,610	385,983	0	574,593	385,983	0	0	0	0	574,593
CCF City Construction Fo	2,500	0	2,500	0	2,500	2,500	0	0	0	0	2,500
CON Construction	5,743,485	5,743,485	0	0	5,743,485	0	0	0	0	0	5,743,485
CTGY-CIP Contingency - CIP	456,979	85,606	371,373	0	456,979	371,373	0	0	0	0	456,979
EDA Eng/Design/Admin	1,050,057	1,014,471	35,586	0	1,050,057	35,586	0	0	0	0	1,050,057
LA Land Acquistion	7,000	943	6,057	0	7,000	6,057	0	0	0	0	7,000
Expenditure Totals:	7,834,614	7,033,115	801,499	0	7,834,614	801,499	0	0	0	0	7,834,614

Fund Balance Required	Budget+Prop. Inc./Dec.	Available+Prop. Inc./Dec.
Sewer Operations Fund-4210	7,834,614	801,499

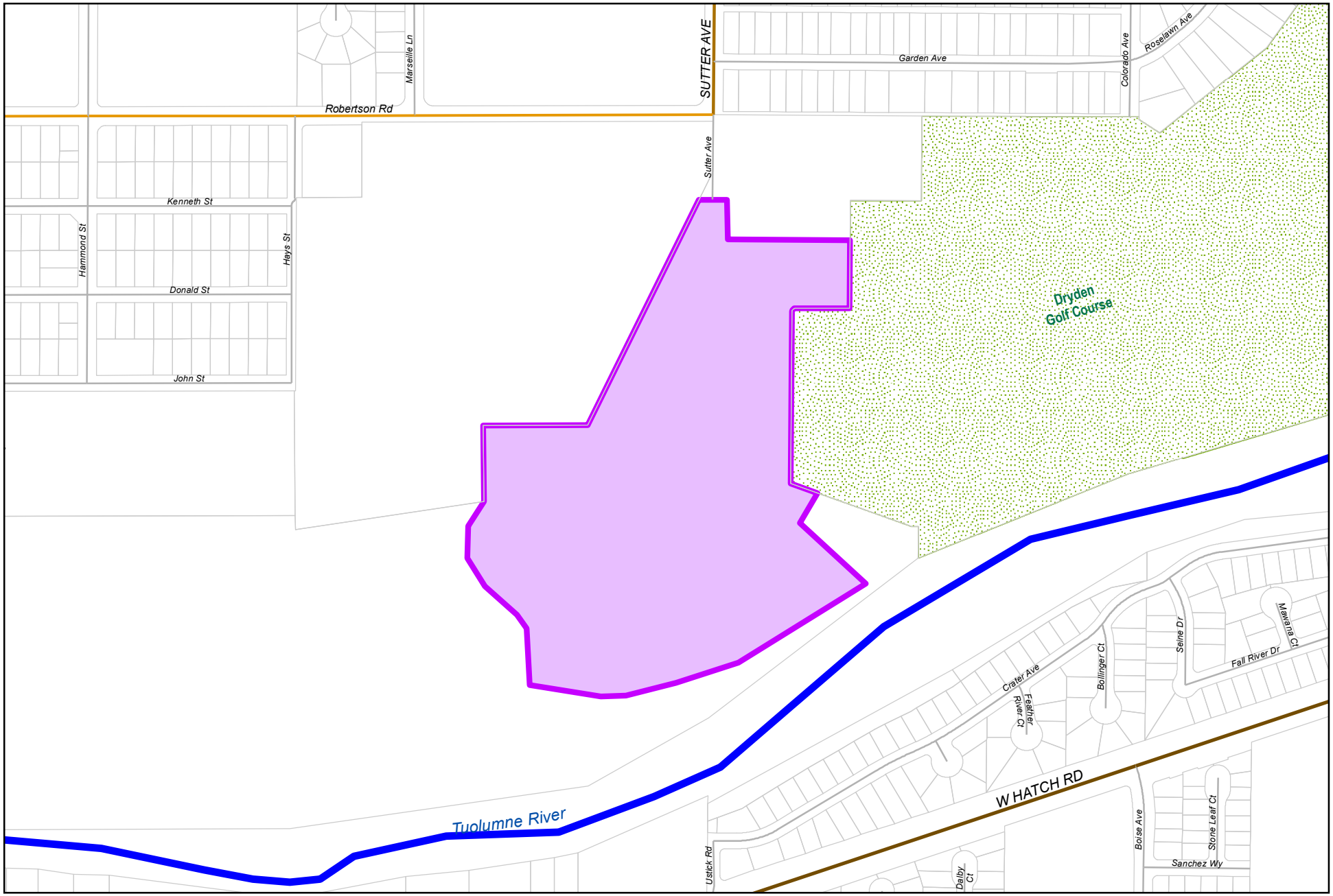

0 387.5 775
Feet

City of Modesto

Project #: 100737

UPP - Headworks Improvements at Sutter Ave WQC

MODESTO CALIFORNIA

UPP - Headworks Improvements at Sutter Ave WQC

100737

Capital Unsponsored

Cost Center:	49999	*Category:*	Wastewater	*Start Date:*	2018
Hosting Fund:	Sewer Operations Fund-4210	*Type Class:*	Wastewater Utility	*End Date:*	2022
Element Listing:	Comm Svcs & Fac	*Area:*	Within City	*Status:*	Active
Classification:	Improvements	*Manager:*	Ciotau, Cristian C	*Const. Code:*	Under Construction

Proj Desc: This project will providing funding to evaulate, design and construct the improvements to the City's existing headworks at the Sutter Wastewater Treatment Plant. The proposed scope of work will include modifications to the existing screens and grit removal improvements. This project was identified in the City's 2007 Wastewater Treatment Master Plan.

Proj Stat: Under construction. Project estimated to be completed by end of FY20/21.

Expenditures	Budget	Actual+Commit	Available	Prop. Inc./Dec. for 20-21	Budget+Prop. Inc./Dec.	Avail.+Prop. Inc./Dec.	21-22	22-23	23-24	24-25	Total Budgeted up to 2025
CA Construction Admin	673,682	677,557	-3,875	0	673,682	-3,875	0	0	0	0	673,682
CCF City Construct Force	25,000	2,883	22,117	0	25,000	22,117	0	0	0	0	25,000
CON Construction	4,291,800	4,291,800	0	0	4,291,800	0	0	0	0	0	4,291,800
CTGY-CIP Contingency - CIP	424,300	87,600	336,700	0	424,300	336,700	0	0	0	0	424,300
EDA Eng/Design/Admin	1,419,655	1,382,395	37,260	0	1,419,655	37,260	0	0	0	0	1,419,655
Expenditure Totals:	6,834,437	6,442,235	392,202	0	6,834,437	392,202	0	0	0	0	6,834,437

Fund Balance Required	Budget+Prop. Inc./Dec.	Available+Prop. Inc./Dec.
Sewer Operations Fund-4210	6,834,437	392,202

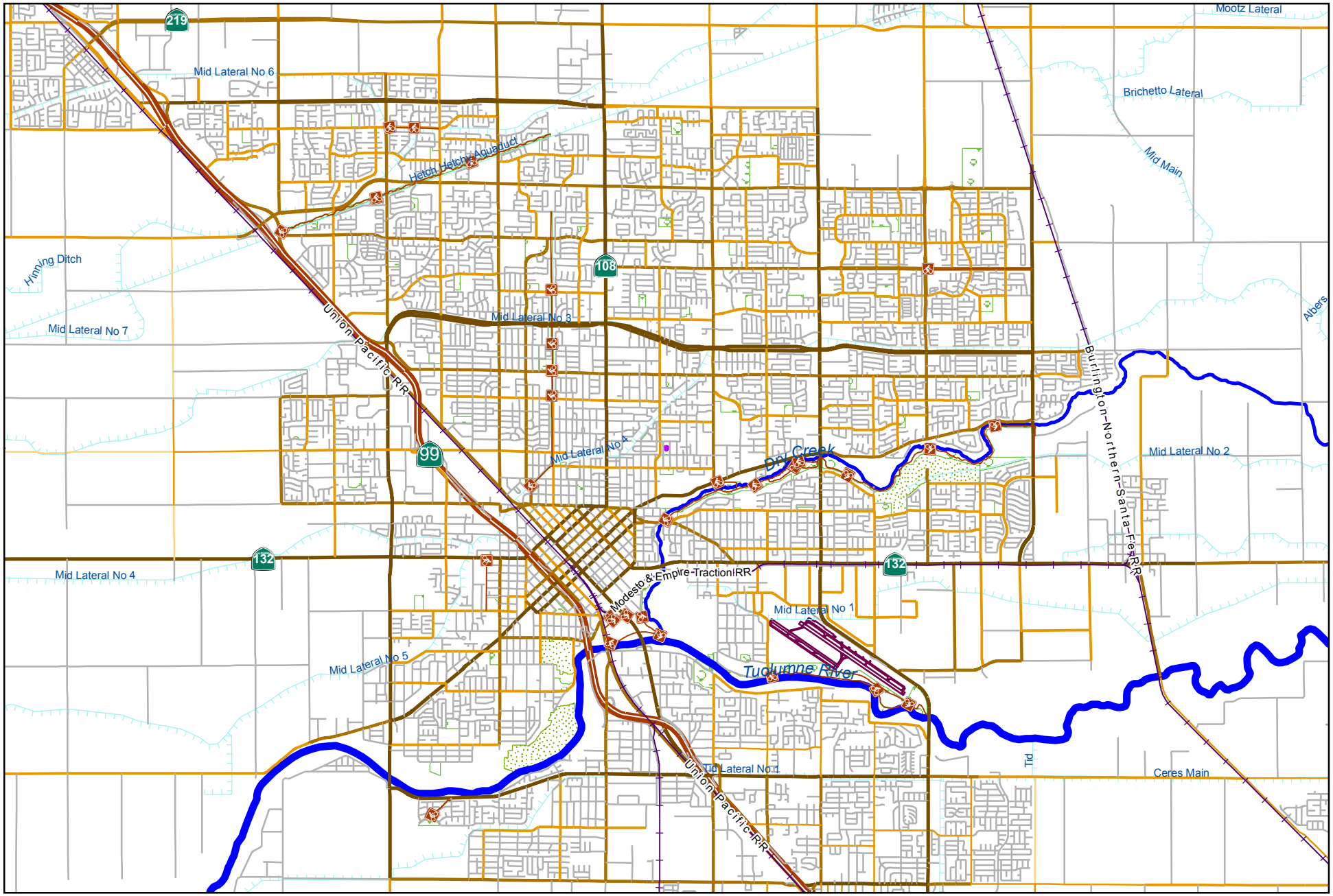

City of Modesto

Project #: 100740

UPP - Wastewater Master Plan Updates

0 5,500 11,000
Feet

MODESTO CALIFORNIA

UPP - Wastewater Master Plan Updates

100740

Capital Unsponsored

Cost Center:	49999	*Category:*	Wastewater	*Start Date:*	2014
Hosting Fund:	Sewer Operations Fund-4210	*Type Class:*	Wastewater Utility	*End Date:*	2020
Element Listing:	Comm Svcs & Fac	*Area:*	Within City	*Status:*	Active
Classification:	Improvements	*Manager:*	Franco, Jesse	*Const. Code:*	Construction Completed

Proj Desc: This project provides funding for the preparation of a system-wide Wastewater Collection System and Treatment System Master Plan (WWMP). This includes sewer flow monitoring services, completion of the associated environmental review (CEQA) work, and staff time for managing these efforts. The WWMP will address system capacity to serve existing and future demands; including wastewater needs to comply with any General Plan changes, the recommendations of several ongoing specific planning efforts, wastewater hydraulic modeling updates, and capital improvements for both existing and future customers.

Proj Stat: The WWMP document was completed in FY 16/17. CEQA and MEIR work is completed.

Expenditures	Budget	Actual+Commit	Available	Prop. Inc./Dec. for 20-21	Budget+Prop. Inc./Dec.	Avail.+Prop. Inc./Dec.	21-22	22-23	23-24	24-25	Total Budgeted up to 2025
EDA Eng/Design/Admin	2,808,500	2,820,143	-11,643	0	2,808,500	-11,643	0	0	0	0	2,808,500
Expenditure Totals:	2,808,500	2,820,143	-11,643	0	2,808,500	-11,643	0	0	0	0	2,808,500

Fund Balance Required	Budget+Prop. Inc./Dec.	Available+Prop. Inc./Dec.
Sewer Operations Fund-4210	2,808,500	-11,643

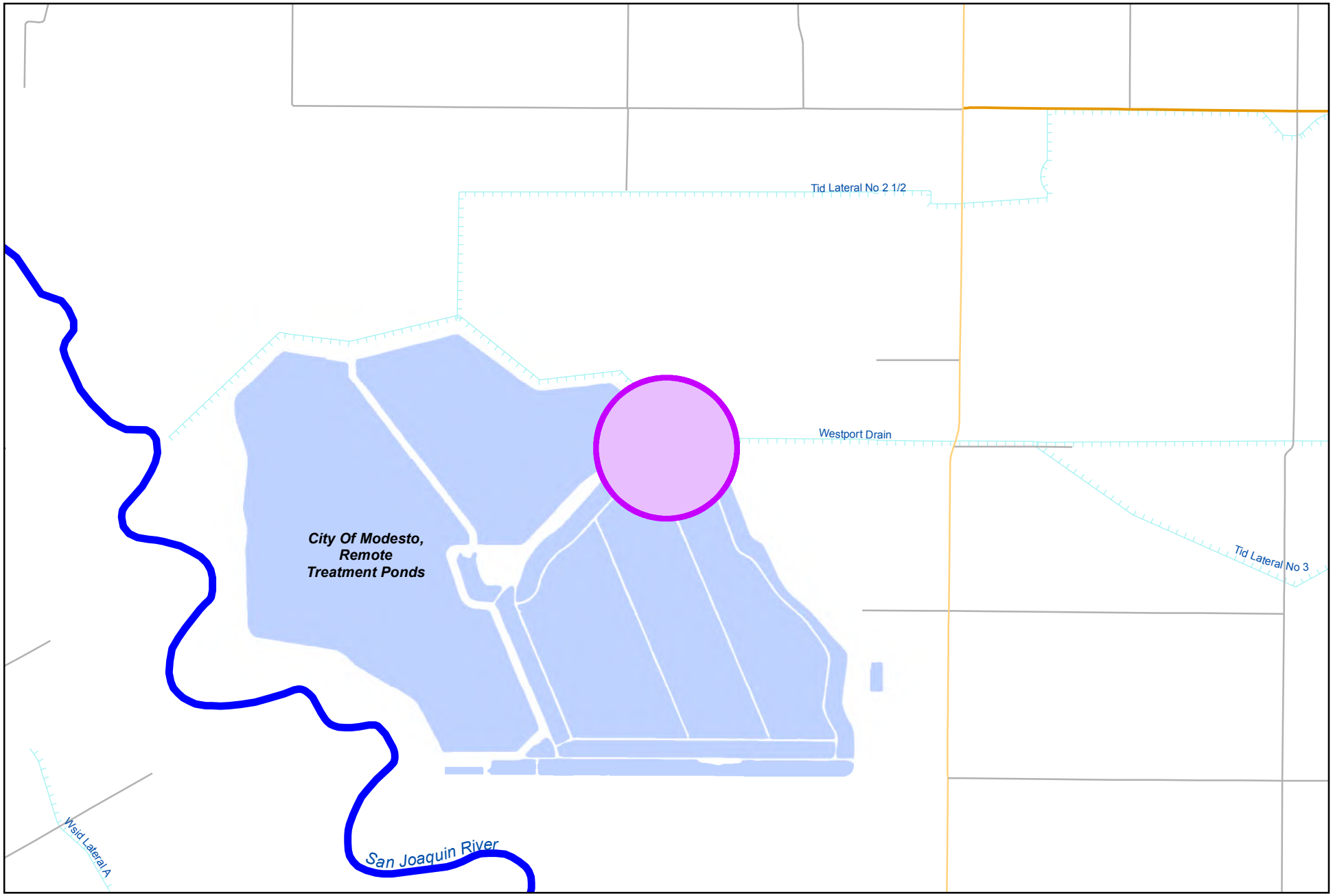

0 1,900 3,800
Feet

City of Modesto

Project #: 100764

UPP - Can Seg Pump Replacement

MODESTO
CALIFORNIA

UPP - Can Seg Pump Replacement

100764

Capital Unsponsored

Cost Center:	49999	*Category:*	Wastewater	*Start Date:*	2014
Hosting Fund:	Sewer Operations Fund-4210	*Type Class:*	Wastewater Utility	*End Date:*	2018
Element Listing:	Comm Svcs & Fac	*Area:*	Within City	*Status:*	Active
Classification:	Improvements	*Manager:*	Ciotau, Cristian C	*Const. Code:*	Construction Completed

Proj Desc: The project will provide funding for the replacement of the three existing pumps at the Cannery Segregation Pump Station and include modifications to the pump station to improve the hydraulic conditions.

Proj Stat: Construction is complete, to be closed

Expenditures	Budget	Actual+Commit	Available	Prop. Inc./Dec. for 20-21	Budget+Prop. Inc./Dec.	Avail.+Prop. Inc./Dec.	21-22	22-23	23-24	24-25	Total Budgeted up to 2025
CA Construction Admin	306,860	150,646	156,214	0	306,860	156,214	0	0	0	0	306,860
CCF City Construct Force	18,500	15,144	3,356	0	18,500	3,356	0	0	0	0	18,500
CON Construction	2,594,000	2,594,000	0	0	2,594,000	0	0	0	0	0	2,594,000
CTGY-CIP Contingency - CIP	234,400	50,788	183,612	0	234,400	183,612	0	0	0	0	234,400
EDA Eng/Design/Admin	445,640	444,126	1,514	0	445,640	1,514	0	0	0	0	445,640
Expenditure Totals:	3,599,400	3,254,705	344,695	0	3,599,400	344,695	0	0	0	0	3,599,400

Fund Balance Required	Budget+Prop. Inc./Dec.	Available+Prop. Inc./Dec.
Sewer Operations Fund-4210	3,599,400	344,695

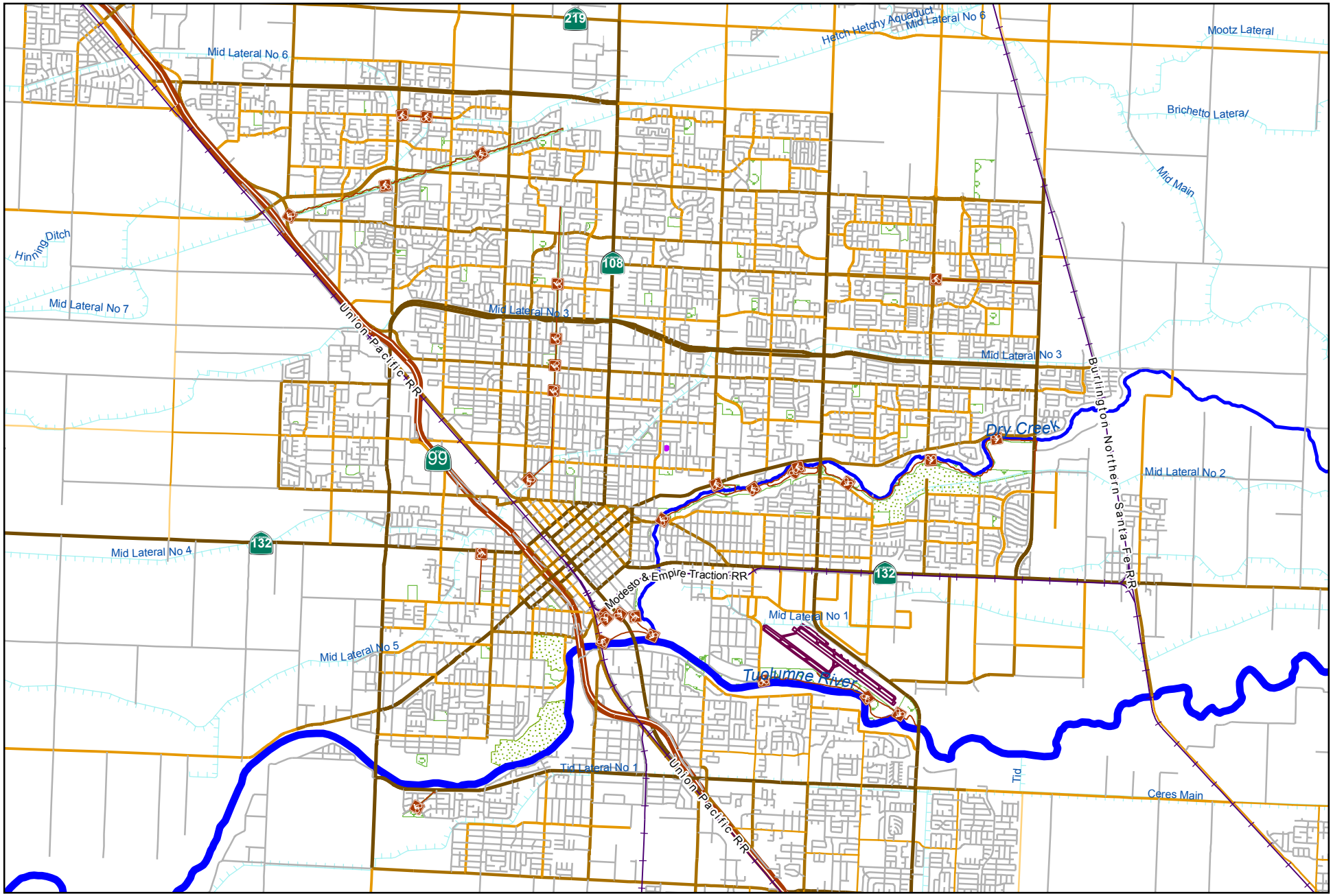

City of Modesto

Project #: 100790

UTL - 2015-2016 Sanitary Sewer Collection System Replacement (Suspended)

0 5,500 11,000
Feet

MODESTO CALIFORNIA

UTL - 2015-2016 Sanitary Sewer Collection System Replacement (Suspended) 100790

Capital Unsponsored

Cost Center:	49999	*Category:*	Wastewater	*Start Date:*	2014
Hosting Fund:	Sewer Operations Fund-4210	*Type Class:*	Wastewater Utility	*End Date:*	2019
Element Listing:	Comm Svcs & Fac	*Area:*	Within City	*Status:*	Active
Classification:	Improvements	*Manager:*	Franco, Jesse	*Const. Code:*	To be Closed

Proj Desc: This project will provide funding to address sewer collection maintenance issues within various locations throughout the City and provide necessary sewer replacements. Locations to be provided by Wastewater Collections staff.

Proj Stat: To be closed.

Expenditures	Budget	Actual+Commit	Available	Prop. Inc./Dec. for 20-21	Budget+Prop. Inc./Dec.	Avail.+Prop. Inc./Dec.	21-22	22-23	23-24	24-25	Total Budgeted up to 2025
CA Construction Admin	236,290	140,040	96,251	0	236,290	96,251	0	0	0	0	236,290
CCF City Construct Force	7,500	0	7,500	0	7,500	7,500	0	0	0	0	7,500
CON Construction	1,938,129	1,932,889	5,240	0	1,938,129	5,240	0	0	0	0	1,938,129
CTGY-CIP Contingency - CIP	193,076	56,384	136,692	0	193,076	136,692	0	0	0	0	193,076
EDA Eng/Design/Admin	225,441	218,627	6,814	0	225,441	6,814	0	0	0	0	225,441
LA Land Acquistion	9,000	3,356	5,644	0	9,000	5,644	0	0	0	0	9,000
Expenditure Totals:	2,609,436	2,351,296	258,141	0	2,609,436	258,141	0	0	0	0	2,609,436

Fund Balance Required	Budget+Prop. Inc./Dec.	Available+Prop. Inc./Dec.
Sewer Operations Fund-4210	2,609,436	258,141

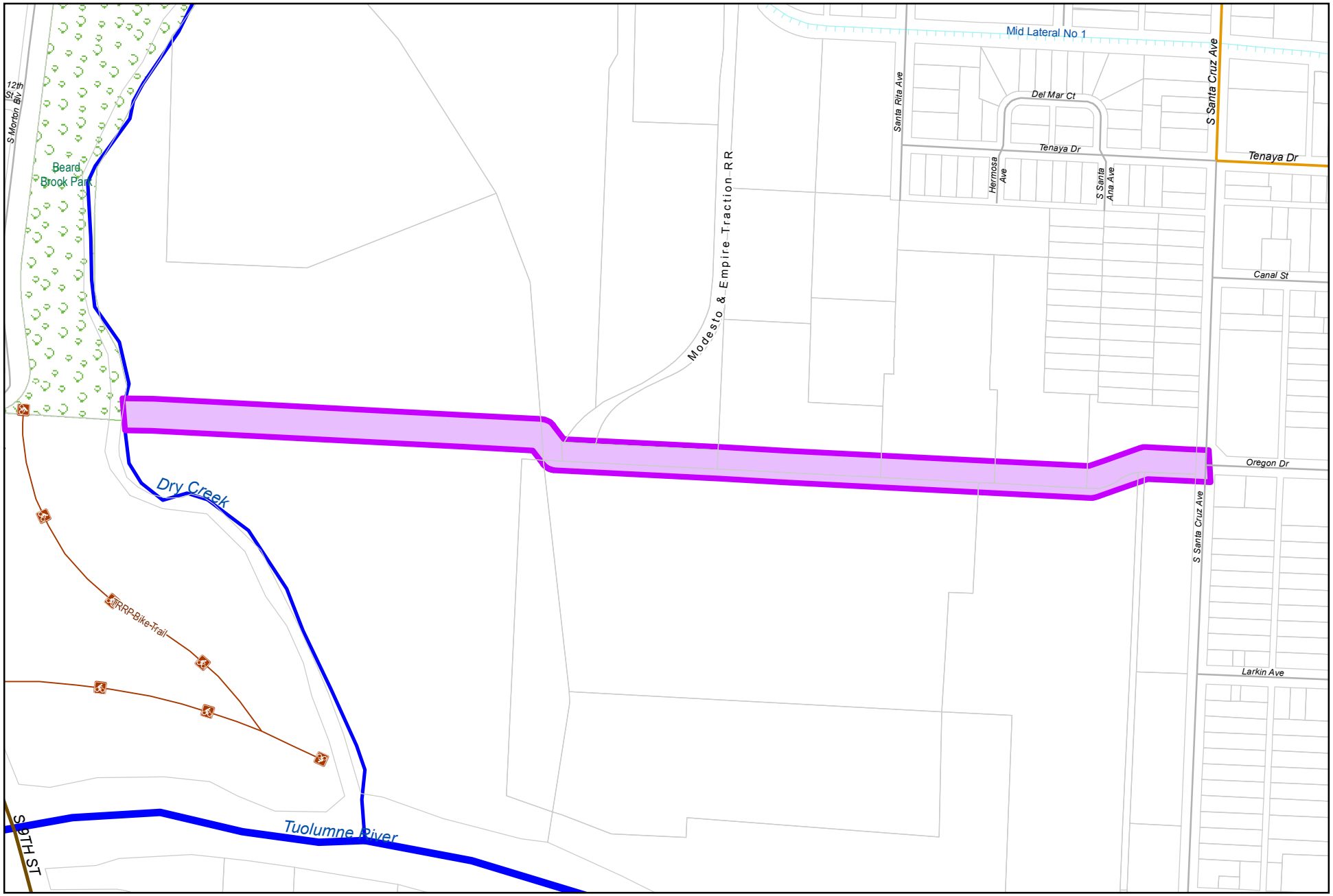

0 387.5 775
Feet

City of Modesto

Project #: 100791

UPP - River Trunk Rehabilitation (Suspended)

MODESTO CALIFORNIA

UPP - River Trunk Rehabilitation (Suspended) 100791

Capital Unsponsored

Cost Center:	49999	*Category:*	Wastewater	*Start Date:*	2015
Hosting Fund:	Sewer Operations Fund-4210	*Type Class:*	Wastewater Utility	*End Date:*	2018
Element Listing:	Comm Svcs & Fac	*Area:*	Within City	*Status:*	Active
Classification:	Improvements	*Manager:*	Ciotau, Cristian C	*Const. Code:*	To be Closed

Proj Desc: The River Trunk begins at the Sutter Avenue Plant as a 60-inch diameter pipe and runs parallel to the Tuolumne River. It includes approximately 17,956 feet of pipe ranging in size from 24 to 66 inches in diameter, and is over 50 years old. This project will provide funding to rehabilitate a section of the river trunk at the Gallo Facility, approxiamately 2,700 feet.

Proj Stat: Construction completed, to be closed.

Expenditures	Budget	Actual+Commit	Available	Prop. Inc./Dec. for 20-21	Budget+Prop. Inc./Dec.	Avail.+Prop. Inc./Dec.	21-22	22-23	23-24	24-25	Total Budgeted up to 2025
CA Construction Admin	192,652	78,583	114,069	0	192,652	114,069	0	0	0	0	192,652
CON Construction	1,838,578	1,581,488	257,090	0	1,838,578	257,090	0	0	0	0	1,838,578
CTGY-CIP Contingency - CIP	174,587	28,463	146,124	0	174,587	146,124	0	0	0	0	174,587
EDA Eng/Design/Admin	309,183	295,835	13,348	0	309,183	13,348	0	0	0	0	309,183
Expenditure Totals:	2,515,000	1,984,368	530,632	0	2,515,000	530,632	0	0	0	0	2,515,000

Fund Balance Required	Budget+Prop. Inc./Dec.	Available+Prop. Inc./Dec.
Sewer Operations Fund-4210	2,515,000	530,632

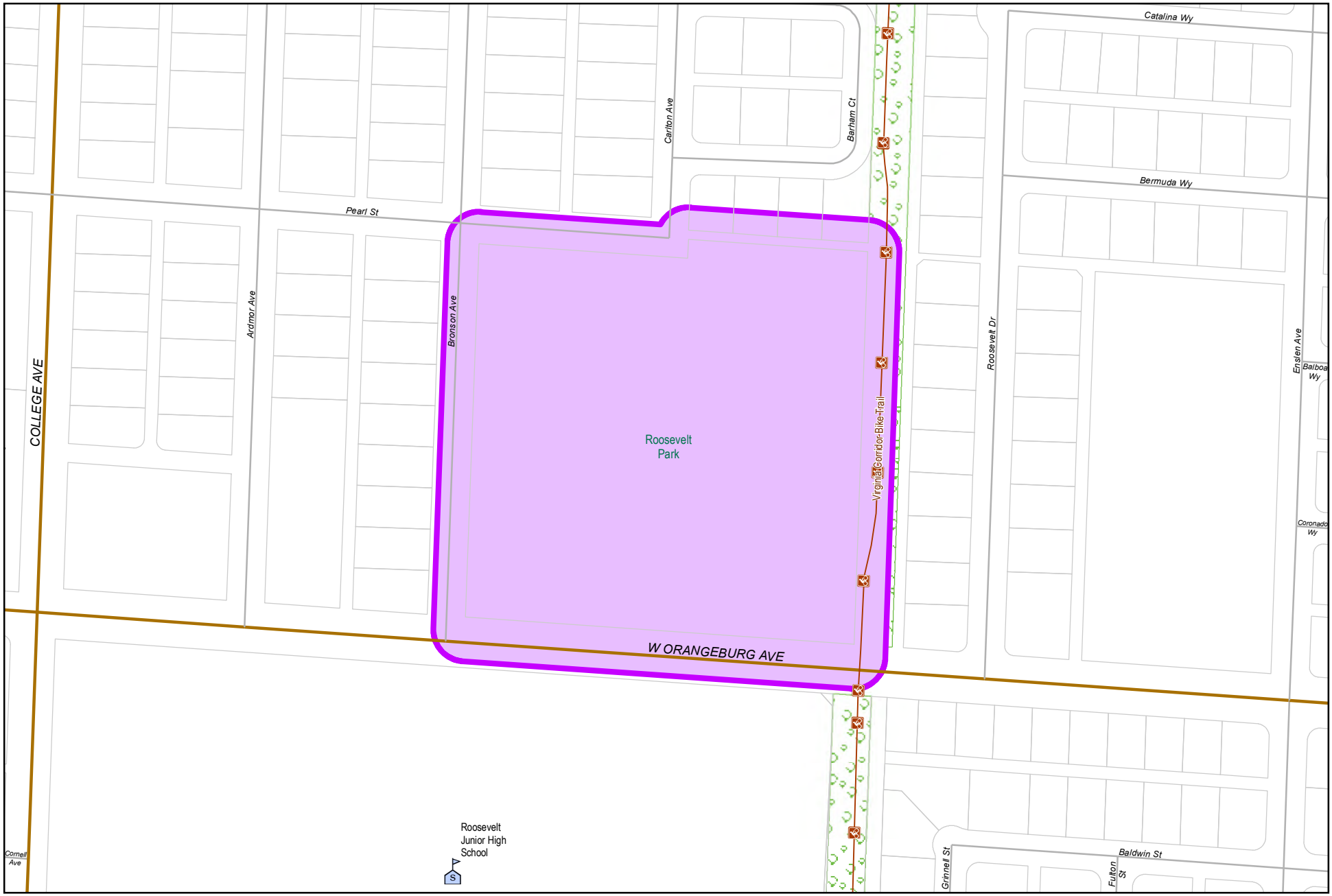

0 195 390
Feet

City of Modesto

Project #: 100793

UPP - Roosevelt Park Storm Drain Cross Connection Removal

MODESTO CALIFORNIA

UPP - Roosevelt Park Storm Drain Cross Connection Removal 100793

Capital Unsponsored

Cost Center:	49999	*Category:*	Wastewater	*Start Date:*	2018
Hosting Fund:	Sewer Operations Fund-4210	*Type Class:*	Wastewater Utility	*End Date:*	2021
Element Listing:	Comm Svcs & Fac	*Area:*	Within City	*Status:*	Active
Classification:	Improvements	*Manager:*	Ciotau, Cristian C	*Const. Code:*	Under Construction

Proj Desc: The Preliminary Design Report (PDR) for the Area 2 Storm Drain Cross Connection Removal has been completed and approved. The first phase, Garrison Park, has been completed. This project will provide funding for the Final Design of the next phase; Roosevelt Park, and will remove existing storm drain cross connections into the sewer system and provide necessary storm drain improvements resulting from the cross connections being removed.

Proj Stat: Currently in construction, anticipated to be complete by Spring 2020.

Revenues	Budget	Actuals+Commit	Available	Prop. Inc./Dec. for 20-21	Bud + Prop. Incr/Decr	Avail.+ Prop. Incr/Decr	21-22	22-23	23-24	24-25	Total Budgeted up to 2025
42210 Intergov - State - Department of Water Resources	4,619,290	4,162,560	456,730	0	4,619,290	456,730	0	0	0	0	4,619,290
47020 Refunds, Damages, and Cost Recovery	0	30	-30	0	0	-30	0	0	0	0	0
Revenue Totals:	4,619,290	4,162,590	456,700	0	4,619,290	456,700	0	0	0	0	4,619,290

Expenditures	Budget	Actual+Commit	Available	Prop. Inc./Dec. for 20-21	Budget+Prop. Inc./Dec.	Avail.+Prop. Inc./Dec.	21-22	22-23	23-24	24-25	Total Budgeted up to 2025
CA Construction Admin	490,450	274,264	216,186	0	490,450	216,186	0	0	0	0	490,450
CCF City Construct Force	50,000	0	50,000	0	50,000	50,000	0	0	0	0	50,000
CON Construction	6,124,356	6,124,356	1	0	6,124,356	1	0	0	0	0	6,124,356
CTGY-CIP Contingency - CIP	489,948	30,083	459,865	0	489,948	459,865	0	0	0	0	489,948
EDA Eng/Design/Admin	836,293	747,001	89,292	0	836,293	89,292	0	0	0	0	836,293
Expenditure Totals:	7,991,047	7,175,703	815,344	0	7,991,047	815,344	0	0	0	0	7,991,047

Fund Balance Required	Budget+Prop. Inc./Dec.	Available+Prop. Inc./Dec.
Sewer Operations Fund-4210	3,371,757	358,644

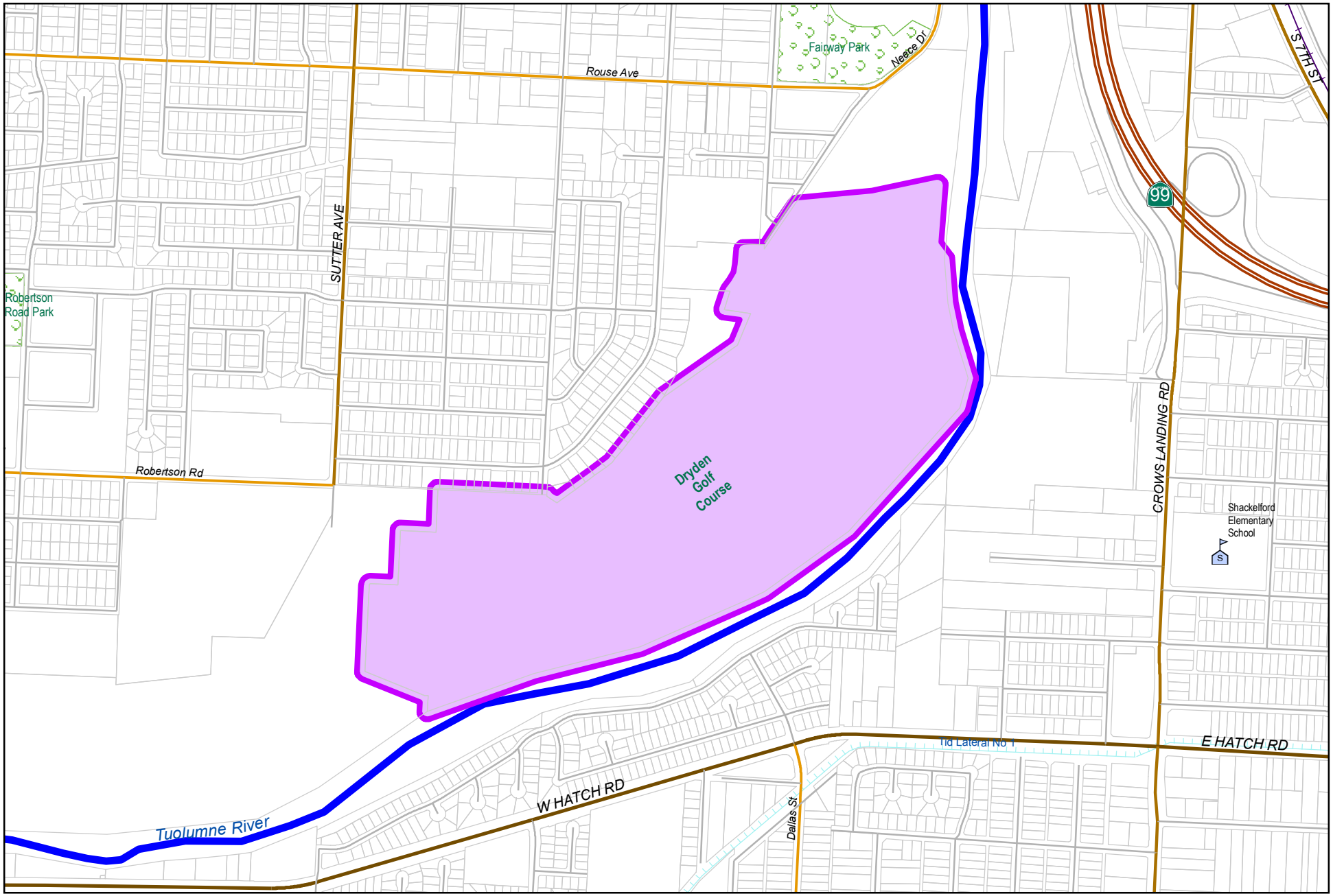

0 750 1,500
Feet

City of Modesto

Project #: 100794

UPP - Dryden Box & Influent Flume Improvements

MODESTO CALIFORNIA

UPP - Dryden Box & Influent Flume Improvements

100794

Capital Unsponsored

Cost Center:	49999	*Category:*	Wastewater	*Start Date:*	2018
Hosting Fund:	Sewer Operations Fund-4210	*Type Class:*	Wastewater Utility	*End Date:*	2022
Element Listing:	Comm Svcs & Fac	*Area:*	Within City	*Status:*	Active
Classification:	Improvements	*Manager:*	Ciotau, Cristian C	*Const. Code:*	Under Construction

Proj Desc: This project will provide funding for improvements to the Dryden Box at the Sutter Treatment Plant including stabilization and coating. This project will also provide improvements to the Influent Flume as recommended in the Wastewater Master Plan, as well as improvements to the Cannery Segregation Pumping Station.

Proj Stat: Construction to begin winter 2018. Project anticipated to be completed by end of FY 20/21.

Expenditures	Budget	Actual+Commit	Available	Prop. Inc./Dec. for 20-21	Budget+Prop. Inc./Dec.	Avail.+Prop. Inc./Dec.	21-22	22-23	23-24	24-25	Total Budgeted up to 2025
CA Construction Admin	1,946,545	1,627,461	319,084	0	1,946,545	319,084	0	0	0	0	1,946,545
CCF City Construct Force	75,000	0	75,000	0	75,000	75,000	0	0	0	0	75,000
CON Construction	12,680,200	12,680,200	0	0	12,680,200	0	0	0	0	0	12,680,200
CTGY-CIP Contingency - CIP	1,272,900	0	1,272,900	0	1,272,900	1,272,900	0	0	0	0	1,272,900
EDA Eng/Design/Admin	1,925,884	1,776,495	149,389	0	1,925,884	149,389	0	0	0	0	1,925,884
Expenditure Totals:	17,900,529	16,084,157	1,816,372	0	17,900,529	1,816,372	0	0	0	0	17,900,529

Fund Balance Required	Budget+Prop. Inc./Dec.	Available+Prop. Inc./Dec.
Sewer Operations Fund-4210	17,900,529	1,816,372

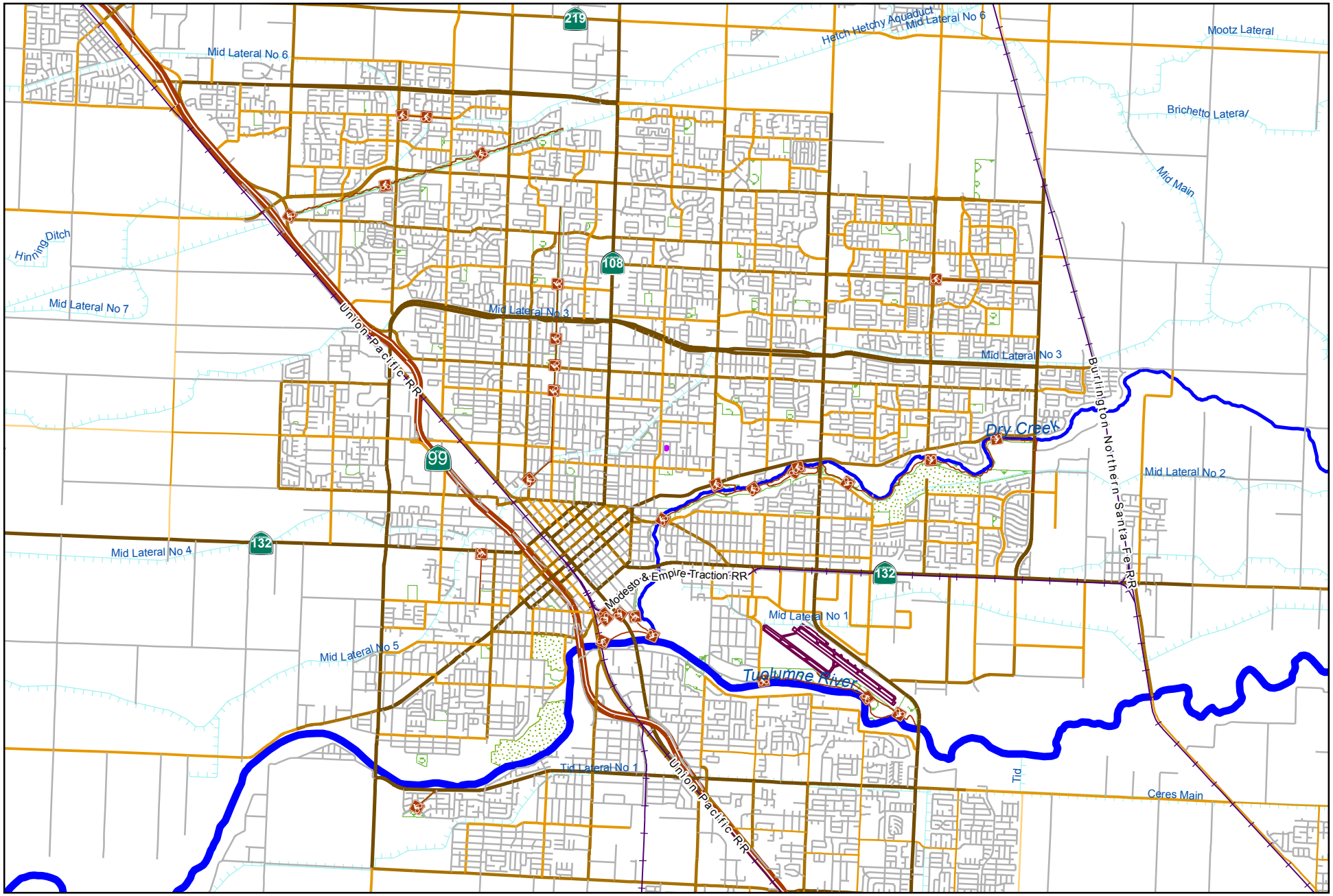

0 5,500 11,000
Feet

City of Modesto

Project #: 100814

PW - Stormwater On-Call Engineering

MODESTO CALIFORNIA

PW - Stormwater On-Call Engineering

100814

Capital Unsponsored

Cost Center:	59999	*Category:*	Wastewater	*Start Date:*	
Hosting Fund:	Storm Drainage Fund-4480	*Type Class:*	Maintenance	*End Date:*	
Element Listing:	Public Safety	*Area:*	Within City	*Status:*	Active
Classification:	Maintenance	*Manager:*	Sinclair, Thomas W	*Const. Code:*	New or Future

Proj Desc: This will be used for Stormwater On Call Engineering needs for Sutter and Jennings Wastewater Treatment Plant, Lift Stations and Collections.

Proj Stat: This is an on-going project for five years. Agreements end in September, 2019. No new funds will be added.

Expenditures	Budget	Actual+Commit	Available	Prop. Inc./Dec. for 20-21	Budget+Prop. Inc./Dec.	Avail.+Prop. Inc./Dec.	21-22	22-23	23-24	24-25	Total Budgeted up to 2025
CC Consultant Charges	400,000	300,600	99,400	0	400,000	99,400	0	0	0	0	400,000
Expenditure Totals:	400,000	300,600	99,400	0	400,000	99,400	0	0	0	0	400,000

Fund Balance Required	Budget+Prop. Inc./Dec.	Available+Prop. Inc./Dec.
Storm Drainage Fund-4480	400,000	99,400

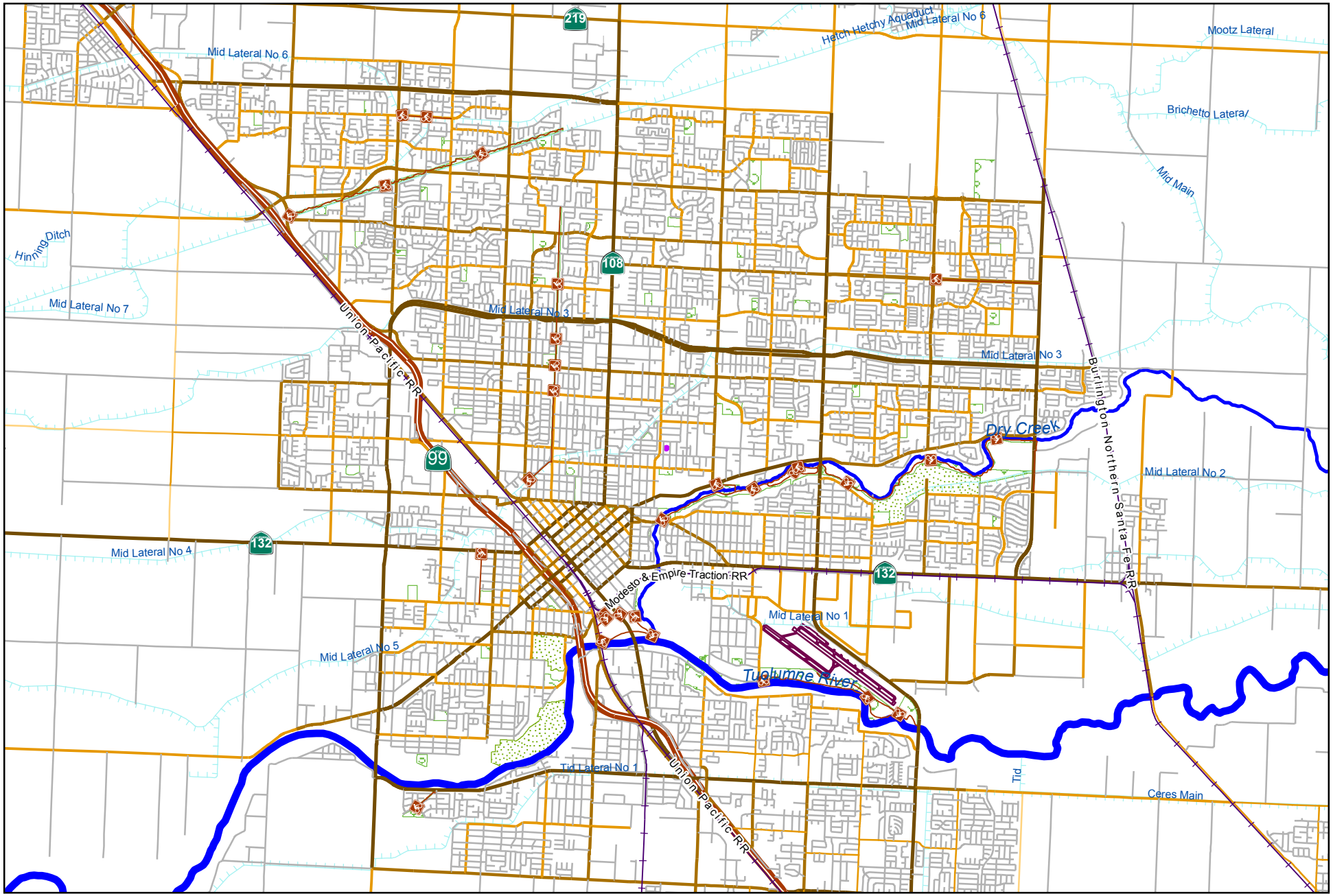

0 5,500 11,000
Feet

City of Modesto

Project #: 100815

PW - Wastewater On-Call Engineering

MODESTO CALIFORNIA

PW - Wastewater On-Call Engineering

100815

Capital Unsponsored

Cost Center:	59999	*Category:*	Wastewater	*Start Date:*	
Hosting Fund:	Sewer Operations Fund-4210	*Type Class:*	Maintenance	*End Date:*	
Element Listing:	Public Safety	*Area:*	Within City	*Status:*	Active
Classification:	Maintenance	*Manager:*	Anhalt, Laura	*Const. Code:*	New or Future

Proj Desc: This project will be used for Wastewater On Call Engineering needs for Sutter and Jennings Wastewater Treatment Plant, Lift Stations and Collections.

Proj Stat: This is an on-going five year project. Agreements end in September, 2019. No new funds are being added.

Expenditures	Budget	Actual+Commit	Available	Prop. Inc./Dec. for 20-21	Budget+Prop. Inc./Dec.	Avail.+Prop. Inc./Dec.	21-22	22-23	23-24	24-25	Total Budgeted up to 2025
CC Consultant Charges	812,000	792,693	19,307	0	812,000	19,307	0	0	0	0	812,000
Expenditure Totals:	812,000	792,693	19,307	0	812,000	19,307	0	0	0	0	812,000

Fund Balance Required	Budget+Prop. Inc./Dec.	Available+Prop. Inc./Dec.
Sewer Operations Fund-4210	812,000	19,307

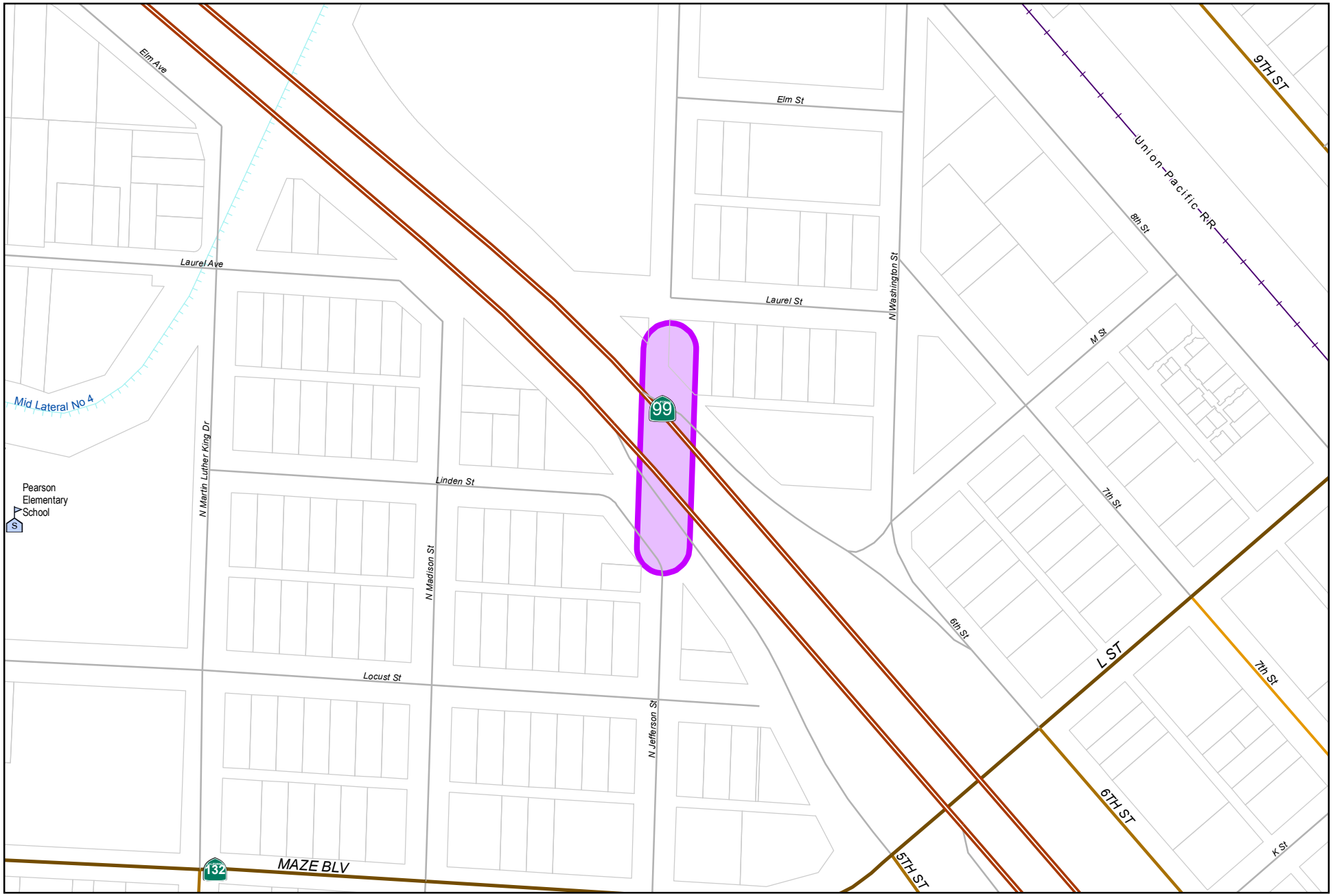

City of Modesto

Project #: 100842

UPP - Sutter Trunk Rehabilitation and Reliability

0 230 460
Feet

UPP - Sutter Trunk Rehabilitation and Reliability

100842

Capital Unsponsored

Cost Center:	49999	*Category:*	Wastewater	*Start Date:*	2018
Hosting Fund:	Sewer Operations Fund-4210	*Type Class:*	Wastewater Utility	*End Date:*	2023
Element Listing:	Comm Svcs & Fac	*Area:*	Within City	*Status:*	Active
Classification:	Improvements	*Manager:*	Ciotau, Cristian C	*Const. Code:*	Not Awarded

Proj Desc: This project will provide funding for the Sutter Trunk which crosses Highway 99 near Jefferson Street as a 16-inch diameter pipeline. This project will construct a second 377-foot, 16-inch diameter pipeline. Following construction of the second pipeline, the existing segment would be rehabilitated. These improvements are referred to as project S4a and S4b in the Wastewater Master Plan.

Proj Stat: Design to begin FY 17-18. Construction anticipated FY 20/21.

Expenditures	Budget	Actual+Commit	Available	Prop. Inc./Dec. for 20-21	Budget+Prop. Inc./Dec.	Avail.+Prop. Inc./Dec.	21-22	22-23	23-24	24-25	Total Budgeted up to 2025
CA Construction Admin	320,000	31	319,969	0	320,000	319,969	0	0	0	0	320,000
CON Construction	4,000,000	0	4,000,000	0	4,000,000	4,000,000	0	0	0	0	4,000,000
CTGY-CIP Contingency - CIP	400,000	0	400,000	0	400,000	400,000	0	0	0	0	400,000
EDA Eng/Design/Admin	542,011	468,510	73,501	0	542,011	73,501	0	0	0	0	542,011
Expenditure Totals:	5,262,011	468,541	4,793,470	0	5,262,011	4,793,470	0	0	0	0	5,262,011

Fund Balance Required	Budget+Prop. Inc./Dec.	Available+Prop. Inc./Dec.
Sewer Operations Fund-4210	5,262,011	4,793,470

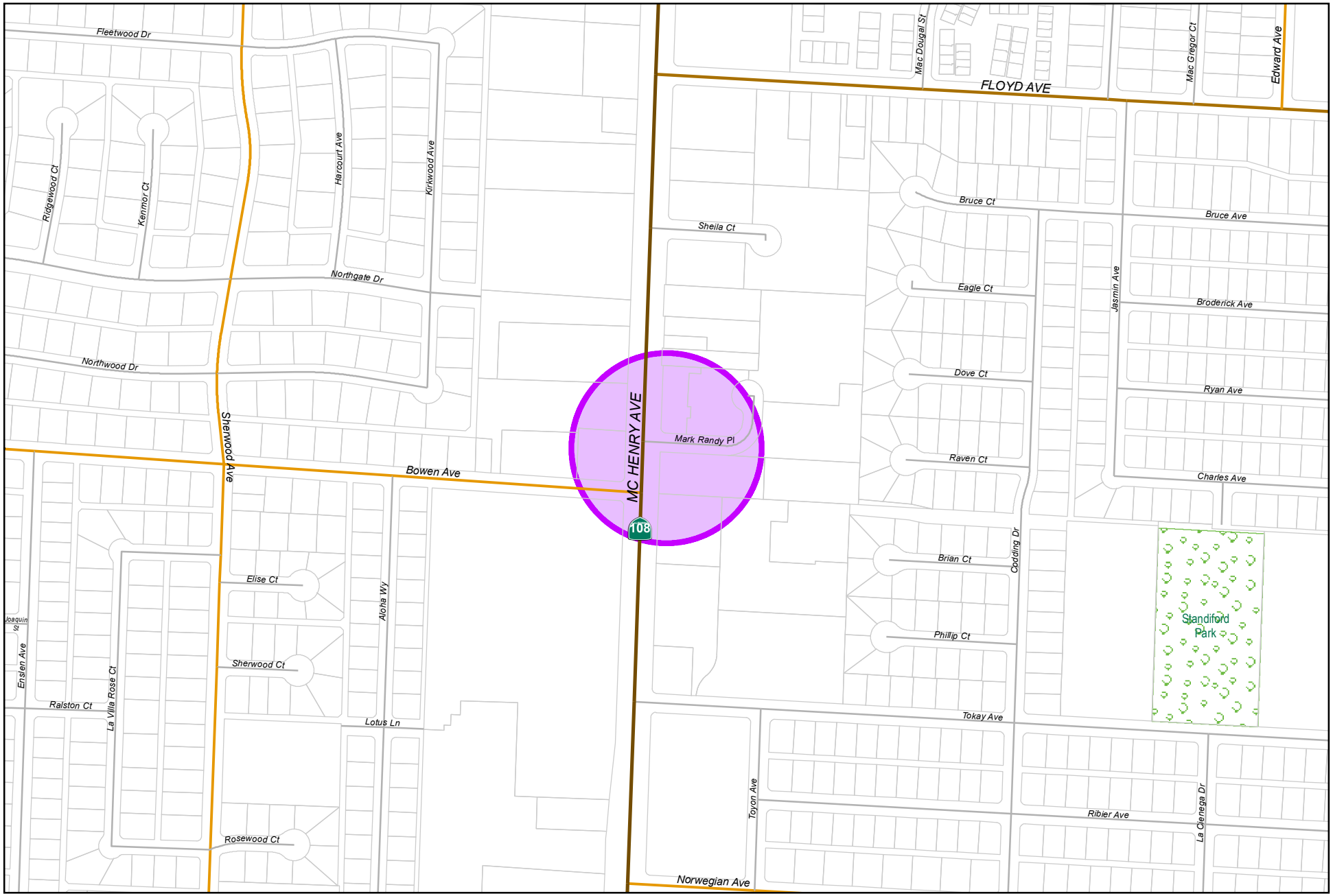

City of Modesto

Project #: 100843

UTL - Mark Randy Lift Station - Emerald Subtrunk

0 387.5 775
Feet

N

MODESTO CALIFORNIA

UTL - Mark Randy Lift Station - Emerald Subtrunk

100843

Capital Unsponsored

Cost Center:	49999	*Category:*	Wastewater	*Start Date:*	2016
Hosting Fund:	Sewer Operations Fund-4210	*Type Class:*	Wastewater Utility	*End Date:*	2020
Element Listing:	Comm Svcs & Fac	*Area:*	Within City	*Status:*	Active
Classification:	Improvements	*Manager:*	Ciotau, Cristian C	*Const. Code:*	Construction Completed

Proj Desc: This project will provide funding for the Mark Randy Lift Station, Lift Station No. 22, located near the southeast corner of McHenry Avenue and Mark Randy Place. The existing lift station has only one submersible pump (157 gpm) inside a 5-foot diameter wet well. Downtime for the lift station is estimated at 45 minutes, which would result in sanitary sewer overflows (SSO) in the case of pump failure. Work for the project will consist of constructing a new submersible lift station with a larger wet well to accommodate two submersible pumps.

Proj Stat: Construction completed. To be closed.

Expenditures	Budget	Actual+Commit	Available	Prop. Inc./Dec. for 20-21	Budget+Prop. Inc./Dec.	Avail.+Prop. Inc./Dec.	21-22	22-23	23-24	24-25	Total Budgeted up to 2025
CA Construction Admin	106,270	101,158	5,112	0	106,270	5,112	0	0	0	0	106,270
CON Construction	884,000	884,000	0	0	884,000	0	0	0	0	0	884,000
CTGY-CIP Contingency - CIP	102,600	24,861	77,739	0	102,600	77,739	0	0	0	0	102,600
EDA Eng/Design/Admin	113,723	93,989	19,734	0	113,723	19,734	0	0	0	0	113,723
Expenditure Totals:	1,206,593	1,104,008	102,585	0	1,206,593	102,585	0	0	0	0	1,206,593

Fund Balance Required	Budget+Prop. Inc./Dec.	Available+Prop. Inc./Dec.
Sewer Operations Fund-4210	1,206,593	102,585

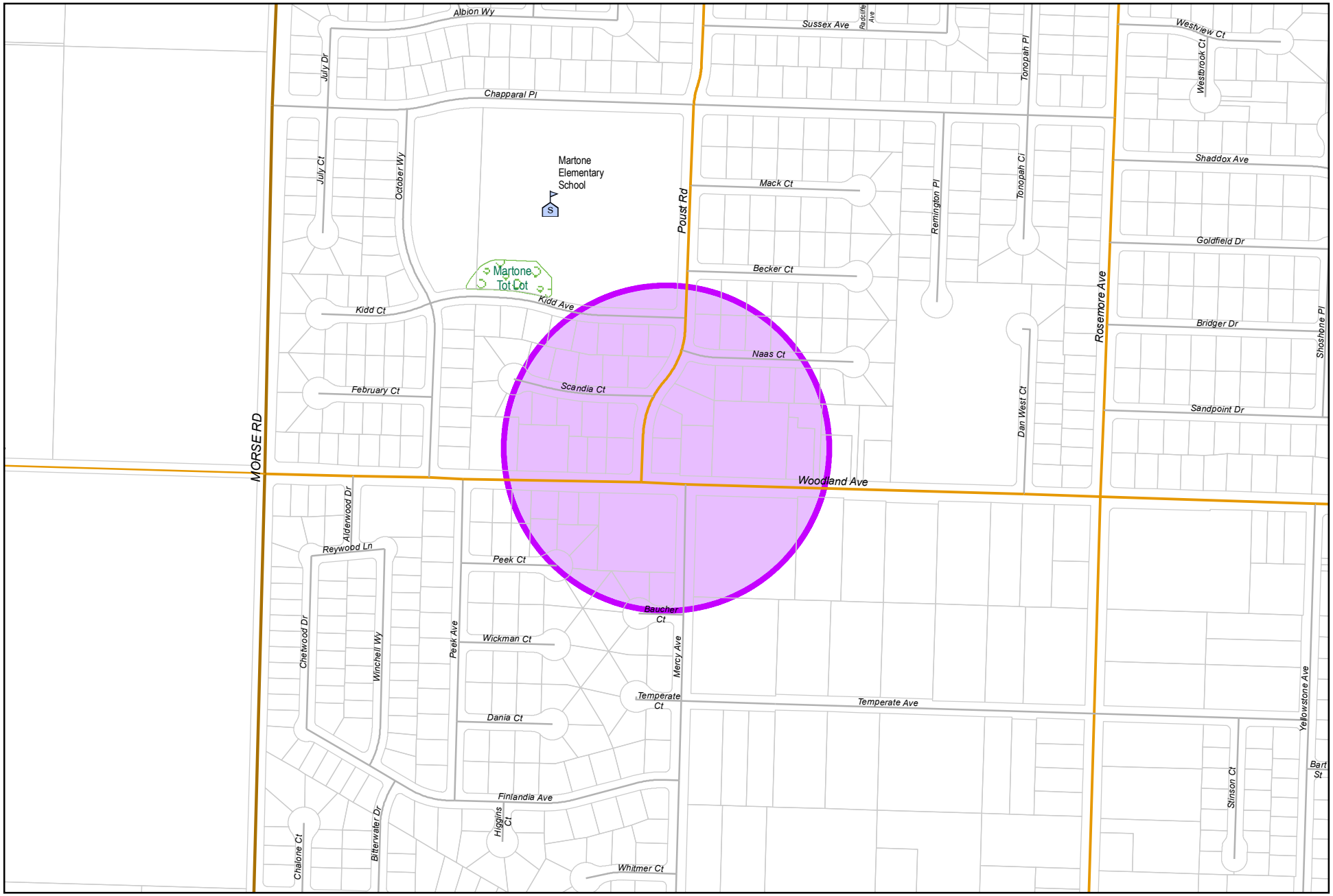

0 387.5 775
Feet

City of Modesto

Project #: 100844

UTL - Woodland Lift Station Rehabitation

MODESTO CALIFORNIA

UTL - Woodland Lift Station Rehabilitation

100844

Capital Unsponsored

Cost Center:	49999	*Category:*	Wastewater	*Start Date:*	2018
Hosting Fund:	Sewer Operations Fund-4210	*Type Class:*	Wastewater Utility	*End Date:*	2022
Element Listing:	Comm Svcs & Fac	*Area:*	Within City	*Status:*	Active
Classification:	Improvements	*Manager:*	Ciotau, Cristian C	*Const. Code:*	Not Awarded

Proj Desc: This project will provide rehabilitation improvements to the Woodland sewer lift station. Improvements include pump and piping replacement, access hatch replacement, control upgrades, rehabilitation to the odor control system and painting of the existing building. The project will also include further evaluation to identify other components in need of replacement or upgrades.

Proj Stat: Construction to be completed by end of FY 20/21.

Expenditures	Budget	Actual+Commit	Available	Prop. Inc./Dec. for 20-21	Budget+Prop. Inc./Dec.	Avail.+Prop. Inc./Dec.	21-22	22-23	23-24	24-25	Total Budgeted up to 2025
CA Construction Admin	73,611	694	72,917	0	73,611	72,917	0	0	0	0	73,611
CON Construction	1,200,000	0	1,200,000	0	1,200,000	1,200,000	0	0	0	0	1,200,000
CTGY-CIP Contingency - CIP	120,005	0	120,005	0	120,005	120,005	0	0	0	0	120,005
EDA Eng/Design/Admin	150,000	79,501	70,499	0	150,000	70,499	0	0	0	0	150,000
Expenditure Totals:	1,543,616	80,195	1,463,421	0	1,543,616	1,463,421	0	0	0	0	1,543,616

Fund Balance Required	Budget+Prop. Inc./Dec.	Available+Prop. Inc./Dec.
Sewer Operations Fund-4210	1,543,616	1,463,421

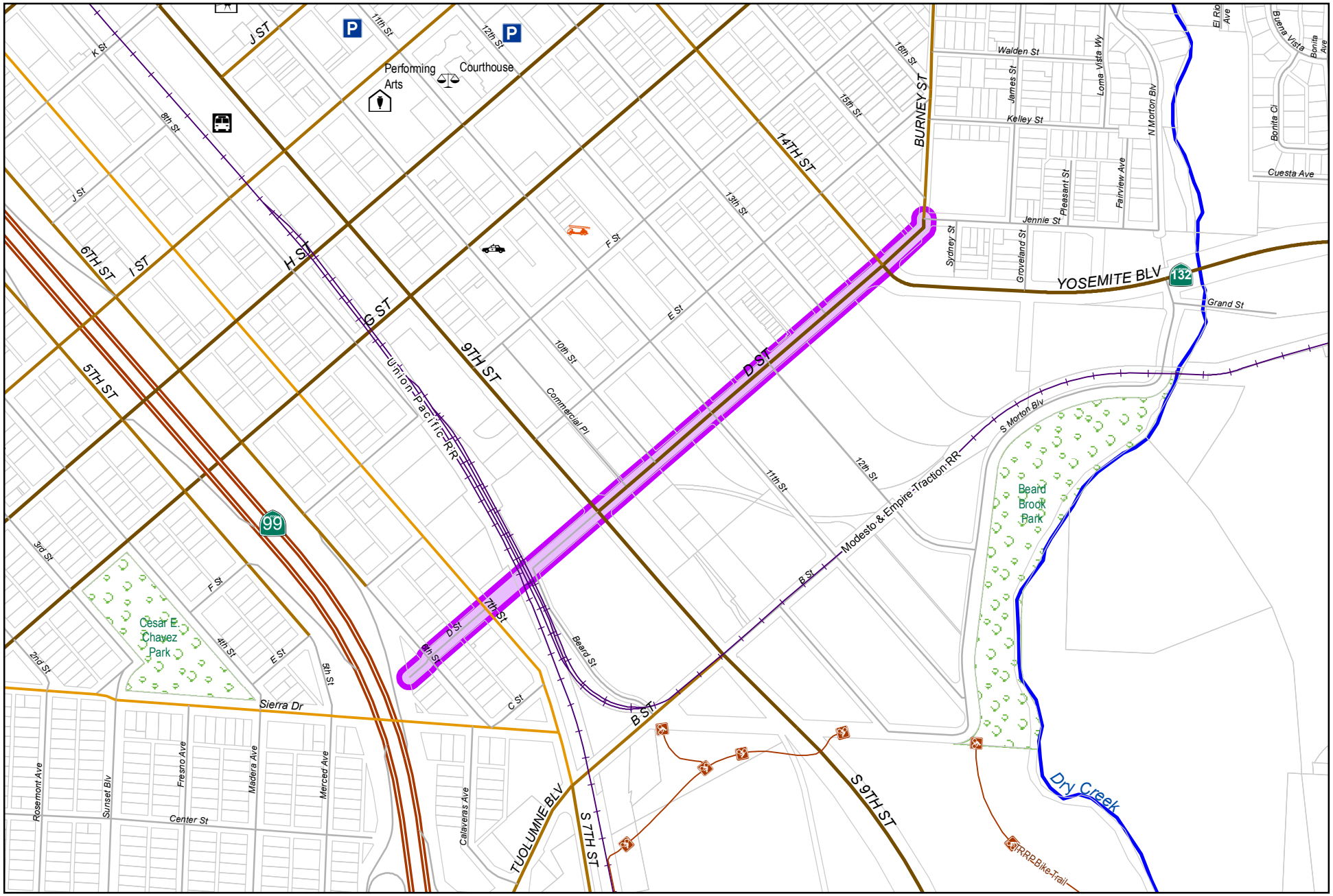

0 600 1,200
Feet

City of Modesto

Project #: 100847

UTL - East Morris Neighborhood Sewer Replacement

MODESTO CALIFORNIA

UTL - East Morris Neighborhood Sewer Replacement

100847

Capital Unsponsored

Cost Center:	49999	*Category:*	Wastewater	*Start Date:*	2018
Hosting Fund:	Sewer Operations Fund-4210	*Type Class:*	Wastewater Utility	*End Date:*	2022
Element Listing:	Comm Svcs & Fac	*Area:*	Within City	*Status:*	Active
Classification:	Improvements	*Manager:*	Ciotau, Cristian C	*Const. Code:*	Not Awarded

Proj Desc: This project will provide funding to replace existing sewer mains in the East Morris neighborhood. This area is between McHenry and Coffee, and Downey and Fairmont. This is one of the oldest sewer systems in the City and has several deficiencies. Project to be completed in phases.

Proj Stat: Design being prepared. Construction anticipated FY 20-21 for Phase 1.

Expenditures	Budget	Actual+Commit	Available	Prop. Inc./Dec. for 20-21	Budget+Prop. Inc./Dec.	Avail.+Prop. Inc./Dec.	21-22	22-23	23-24	24-25	Total Budgeted up to 2025
CA Construction Admin	220,800	0	220,800	0	220,800	220,800	0	0	0	0	220,800
CON Construction	2,760,000	0	2,760,000	0	2,760,000	2,760,000	0	0	0	0	2,760,000
CTGY-CIP Contingency - CIP	220,800	0	220,800	0	220,800	220,800	0	0	0	0	220,800
EDA Eng/Design/Admin	352,800	177,076	175,724	0	352,800	175,724	0	0	0	0	352,800
Expenditure Totals:	3,554,400	177,076	3,377,324	0	3,554,400	3,377,324	0	0	0	0	3,554,400

Fund Balance Required	Budget+Prop. Inc./Dec.	Available+Prop. Inc./Dec.
Sewer Operations Fund-4210	3,554,400	3,377,324

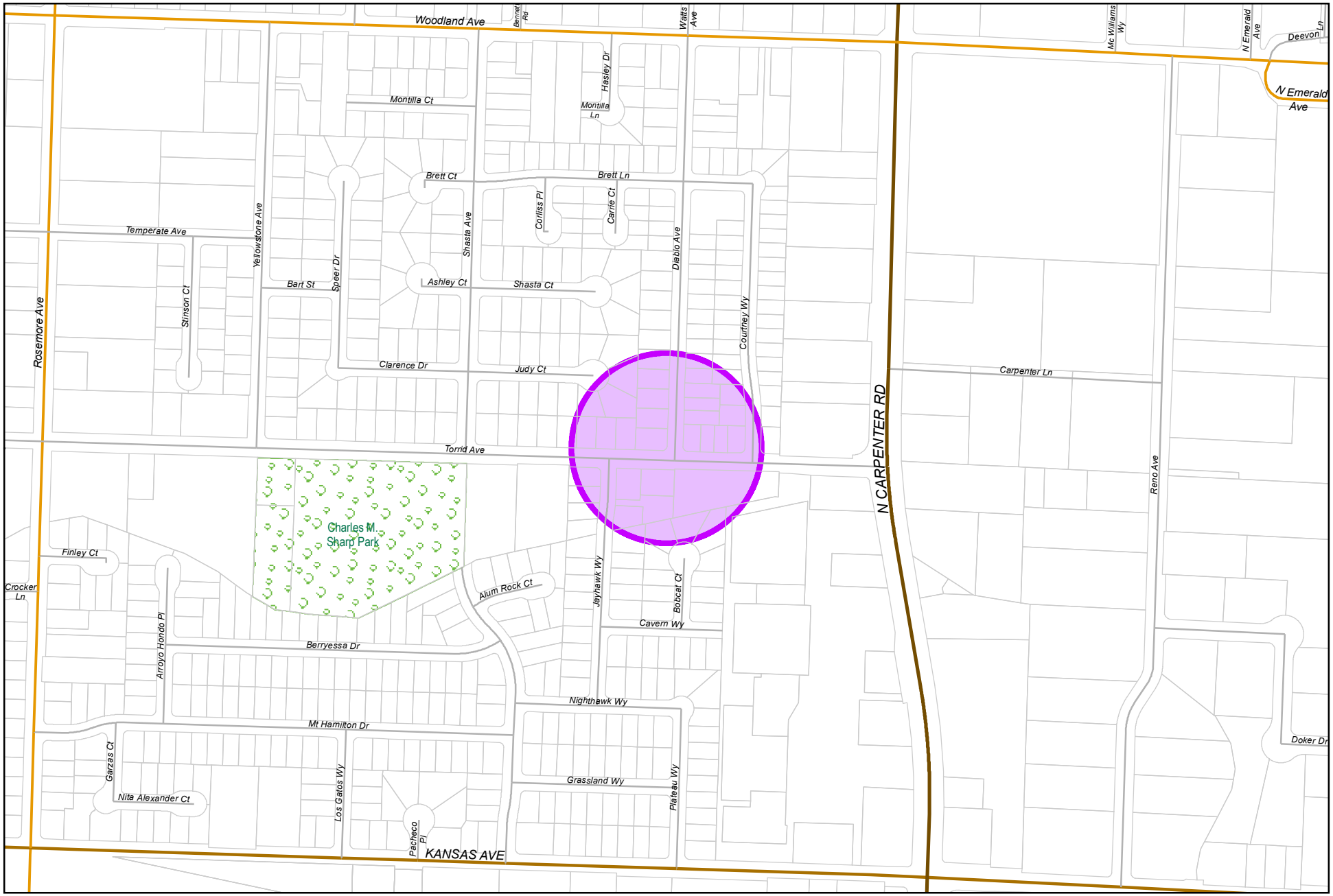

0 387.5 775
Feet

City of Modesto

Project #: 100848

UTL - Torrid Diablo Lift Station - Emerald Subtrunk

MODESTO CALIFORNIA

UTL - Torrid Diablo Lift Station - Emerald Subtrunk

100848

Capital Unsponsored

Cost Center:	49999	*Category:*	Wastewater	*Start Date:*	2016
Hosting Fund:	Sewer Operations Fund-4210	*Type Class:*	Wastewater Utility	*End Date:*	2019
Element Listing:	Comm Svcs & Fac	*Area:*	Within City	*Status:*	Active
Classification:	Improvements	*Manager:*	Ciotau, Cristian C	*Const. Code:*	Construction Completed

Proj Desc: This project will provide funding for the Torrid and Diablo Lift Station, Lift Station No. 34, which is located on the northwest corner of Torrid Avenue and Diablo Avenue. The station is a dry pit type station with the wet well located in the intersection. During storm events the wet well backs up and portable back up pumps are needed to avoid Sanitary Sewer Overload (SSO). The City's preferred solution is to convert the station into a submersible type lift station.

Proj Stat: Construction completed. To be Closed.

Expenditures	Budget	Actual+Commit	Available	Prop. Inc./Dec. for 20-21	Budget+Prop. Inc./Dec.	Avail.+Prop. Inc./Dec.	21-22	22-23	23-24	24-25	Total Budgeted up to 2025
CA Construction Admin	70,950	83,061	-12,111	0	70,950	-12,111	0	0	0	0	70,950
CON Construction	623,000	623,000	0	0	623,000	0	0	0	0	0	623,000
CTGY-CIP Contingency - CIP	93,450	34,877	58,574	0	93,450	58,574	0	0	0	0	93,450
EDA Eng/Design/Admin	63,899	63,295	604	0	63,899	604	0	0	0	0	63,899
Expenditure Totals:	851,299	804,233	47,066	0	851,299	47,066	0	0	0	0	851,299

Fund Balance Required	Budget+Prop. Inc./Dec.	Available+Prop. Inc./Dec.
Sewer Operations Fund-4210	851,299	47,066

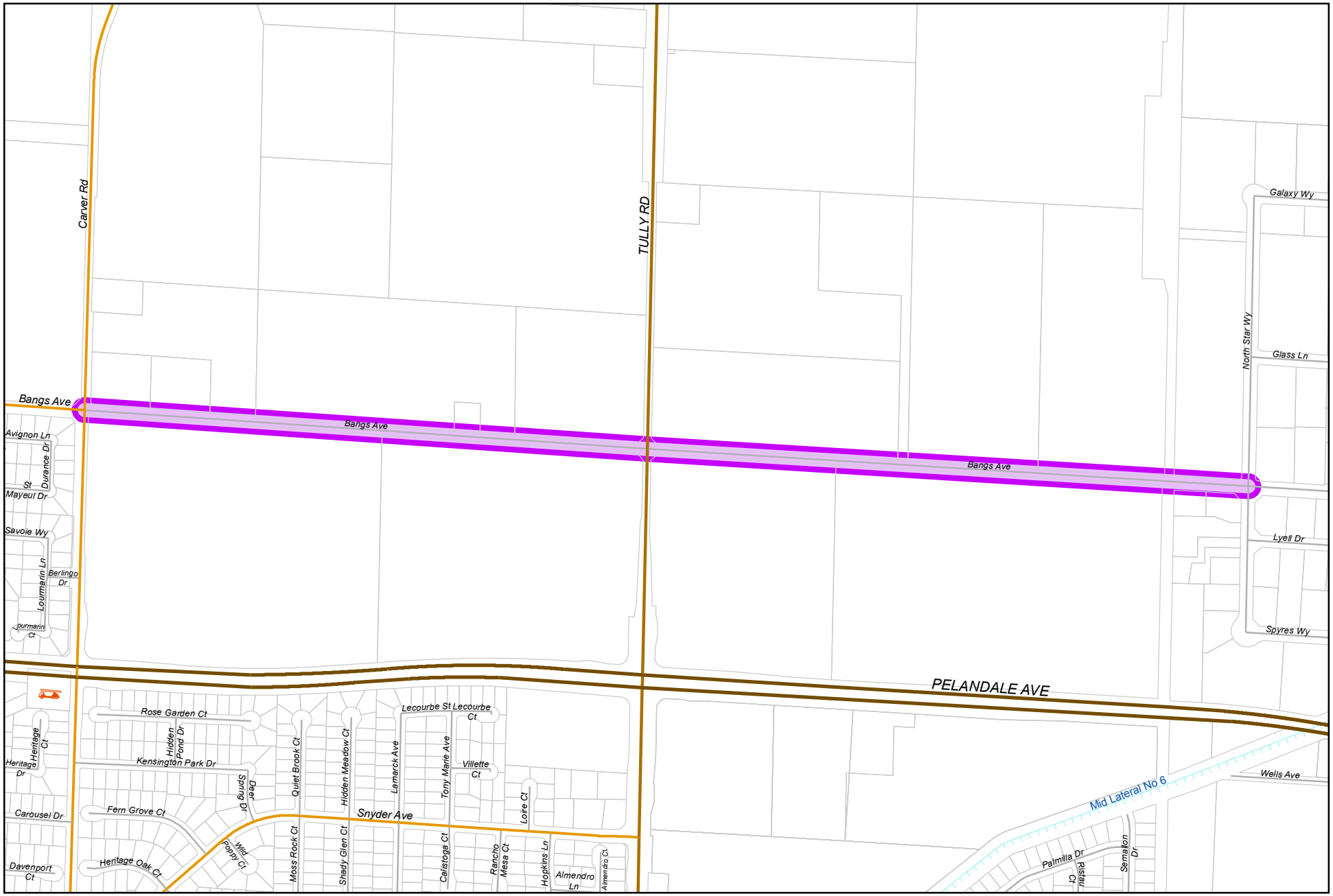

0 600 1,200
Feet

City of Modesto

Project #: 100849

UTL - North Trunk

UTL - North Trunk

100849

Capital Unsponsored

Cost Center:	49999	*Category:*	Wastewater	*Start Date:*	2018
Hosting Fund:	Sewer Operations Fund-4210	*Type Class:*	Wastewater Utility	*End Date:*	2022
Element Listing:	Comm Svcs & Fac	*Area:*	Within City	*Status:*	Active
Classification:	Improvements	*Manager:*	Franco, Jesse	*Const. Code:*	Under Construction

Proj Desc: This project will provide funding for the North Trunk N-1 which is an existing 39-inch diameter trunk that currently terminates at the intersection of Bangs Avenue and Carver Road. From this intersection, the trunk sewer conveys flows west in Bangs Avenue for approximately 5,300 feet to American Avenue. At American Avenue the trunk sewer proceeds south, where it is referred to as the West Trunk (Figure 4.1). The North Trunk will be extended east in Bangs Avenue to serve future development in the Kiernan/Carver, Kiernan/McHenry and Pelandale/McHenry areas. The new service improvements include 2,900 feet of 27 inch diameter pipe and 775 feet of 12 inch diameter pipe along Tully Rd between Bangs & Pelandale.

Proj Stat: Design complete, under construction.

Expenditures	Budget	Actual+Commit	Available	Prop. Inc./Dec. for 20-21	Budget+Prop. Inc./Dec.	Avail.+Prop. Inc./Dec.	21-22	22-23	23-24	24-25	Total Budgeted up to 2025
CA Construction Admin	160,000	953	159,047	0	160,000	159,047	0	0	0	0	160,000
CON Construction	1,600,000	0	1,600,000	0	1,600,000	1,600,000	0	0	0	0	1,600,000
CTGY-CIP Contingency - CIP	160,000	0	160,000	0	160,000	160,000	0	0	0	0	160,000
EDA Eng/Design/Admin	280,000	124,295	155,705	0	280,000	155,705	0	0	0	0	280,000
Expenditure Totals:	2,200,000	125,248	2,074,752	0	2,200,000	2,074,752	0	0	0	0	2,200,000

Fund Balance Required	Budget+Prop. Inc./Dec.	Available+Prop. Inc./Dec.
Sewer Operations Fund-4210	2,200,000	2,074,752

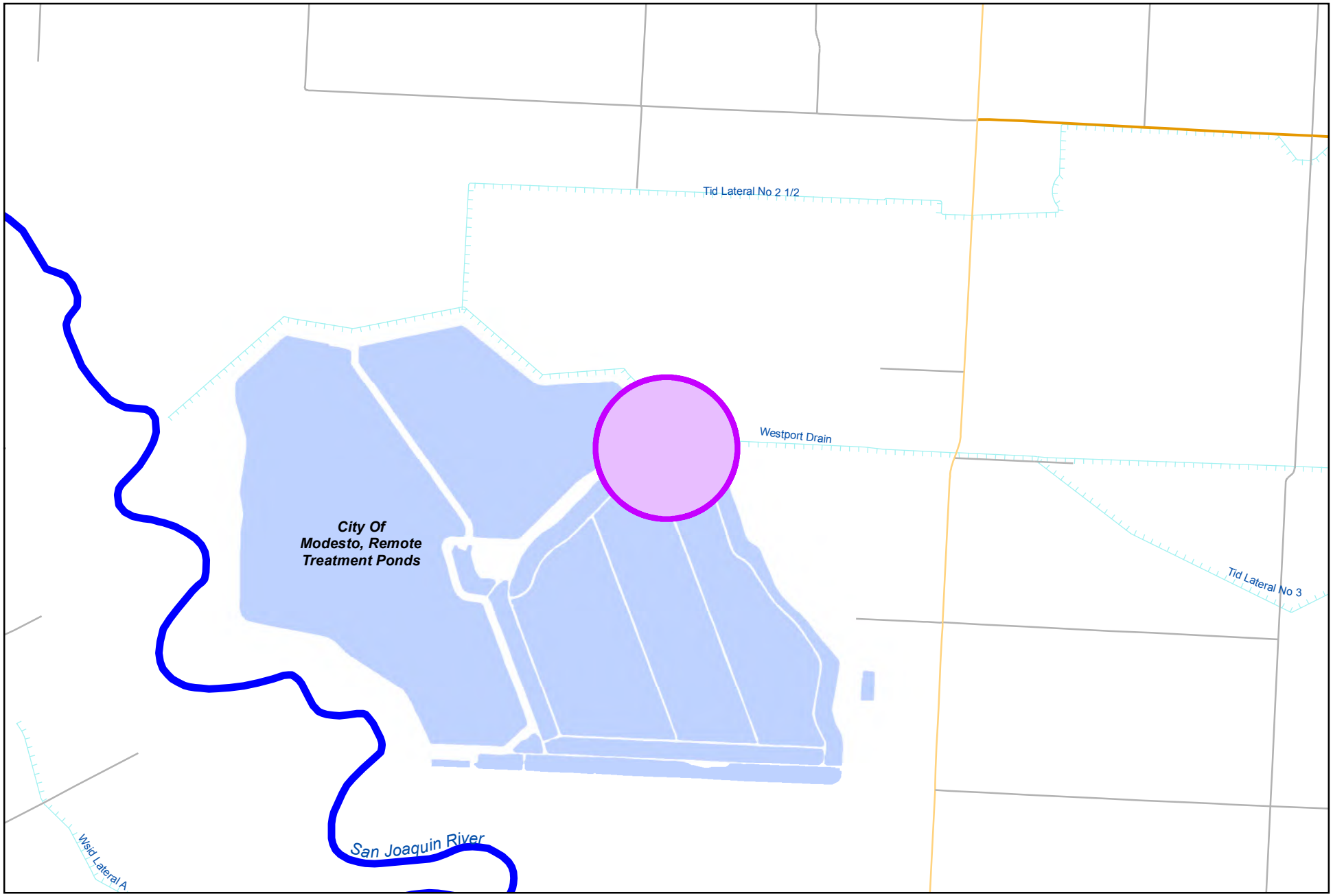

0 1,900 3,800
Feet

City of Modesto

Project #: 100860

UPP - Jennings Facultative Ponds Biosolids Removal

MODESTO
CALIFORNIA

UPP - Jennings Facultative Ponds Biosolids Removal

100860

Capital Unsponsored

Cost Center:	49999	*Category:*	Wastewater	*Start Date:*	2018
Hosting Fund:	Sewer Operations Fund-4210	*Type Class:*	Wastewater Utility	*End Date:*	2022
Element Listing:	Comm Svcs & Fac	*Area:*	Within City	*Status:*	Active
Classification:	Improvements	*Manager:*	Ciotau, Cristian C	*Const. Code:*	Not Awarded

Proj Desc: This project will provide funding for the removal of biosolids in the Facultative Ponds at the Jennings Plant. The existing ponds have accumulated substantial amounts of biosolids and have not been cleaned. It is anticipated that this project will be an annual CIP.

Proj Stat: Design is anticipated to begin Spring 2020. Construction anticipated Fall 2020.

Expenditures	Budget	Actual+Commit	Available	Prop. Inc./Dec. for 20-21	Budget+Prop. Inc./Dec.	Avail.+Prop. Inc./Dec.	21-22	22-23	23-24	24-25	Total Budgeted up to 2025
CON Construction	1,500,000	0	1,500,000	0	1,500,000	1,500,000	0	0	0	0	1,500,000
EDA Eng/Design/Admin	150,000	20,403	129,597	0	150,000	129,597	0	0	0	0	150,000
Expenditure Totals:	1,650,000	20,403	1,629,597	0	1,650,000	1,629,597	0	0	0	0	1,650,000

Fund Balance Required	Budget+Prop. Inc./Dec.	Available+Prop. Inc./Dec.
Sewer Operations Fund-4210	1,650,000	1,629,597

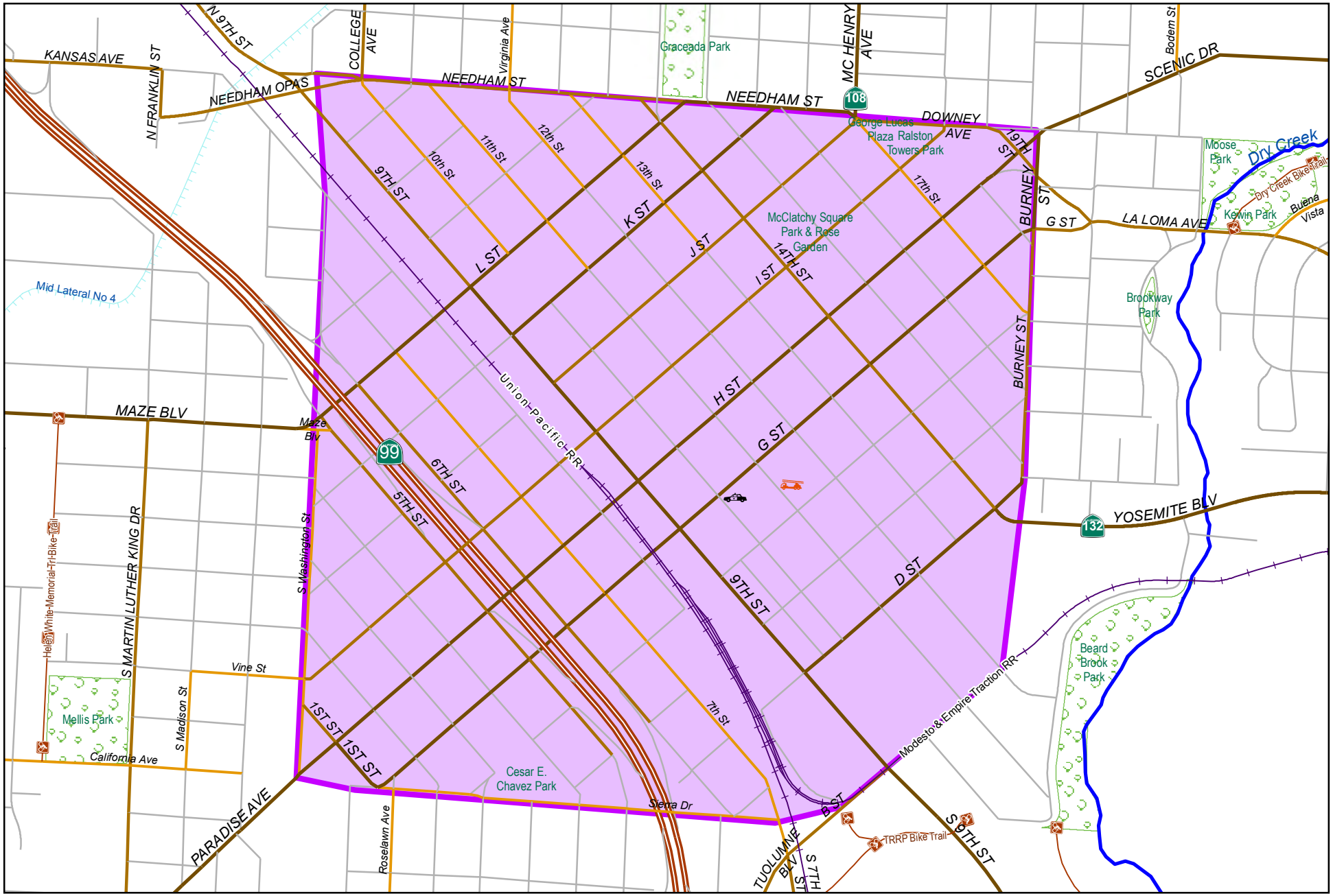

City of Modesto

Project #: 100861

UPP - Downtown Sewer Collection System Replacement

0 900 1,800
Feet

N

MODESTO CALIFORNIA

UPP - Downtown Sewer Collection System Replacement

100861

Capital Unsponsored

Cost Center:	49999	*Category:*	Wastewater	*Start Date:*	2018
Hosting Fund:	Sewer Operations Fund-4210	*Type Class:*	Wastewater Utility	*End Date:*	2022
Element Listing:	Comm Svcs & Fac	*Area:*	Within City	*Status:*	Active
Classification:	Improvements	*Manager:*	Ciotau, Cristian C	*Const. Code:*	Not Awarded

Proj Desc: This project will provide funding to perform topographic survey and GIS coordination of the sewer system within the downtown to assist with sewer replacements. Engineering will then coordinate with Operations and the recent CCTV inspections to determine sections of replacement.

Proj Stat: Survey and design effort is anticipated to begin late Summer 2020, with phased construction to follow. First phase of construction anticipated FY 20/21.

Expenditures	Budget	Actual+Commit	Available	Prop. Inc./Dec. for 20-21	Budget+Prop. Inc./Dec.	Avail.+Prop. Inc./Dec.	21-22	22-23	23-24	24-25	Total Budgeted up to 2025
CA Construction Admin	80,000	0	80,000	0	80,000	80,000	0	0	0	0	80,000
CON Construction	1,000,000	0	1,000,000	0	1,000,000	1,000,000	0	0	0	0	1,000,000
CTGY-CIP Contingency - CIP	120,000	0	120,000	0	120,000	120,000	0	0	0	0	120,000
EDA Eng/Design/Admin	300,000	157,075	142,925	0	300,000	142,925	0	0	0	0	300,000
Expenditure Totals:	1,500,000	157,075	1,342,925	0	1,500,000	1,342,925	0	0	0	0	1,500,000

Fund Balance Required	Budget+Prop. Inc./Dec.	Available+Prop. Inc./Dec.
Sewer Operations Fund-4210	1,500,000	1,342,925

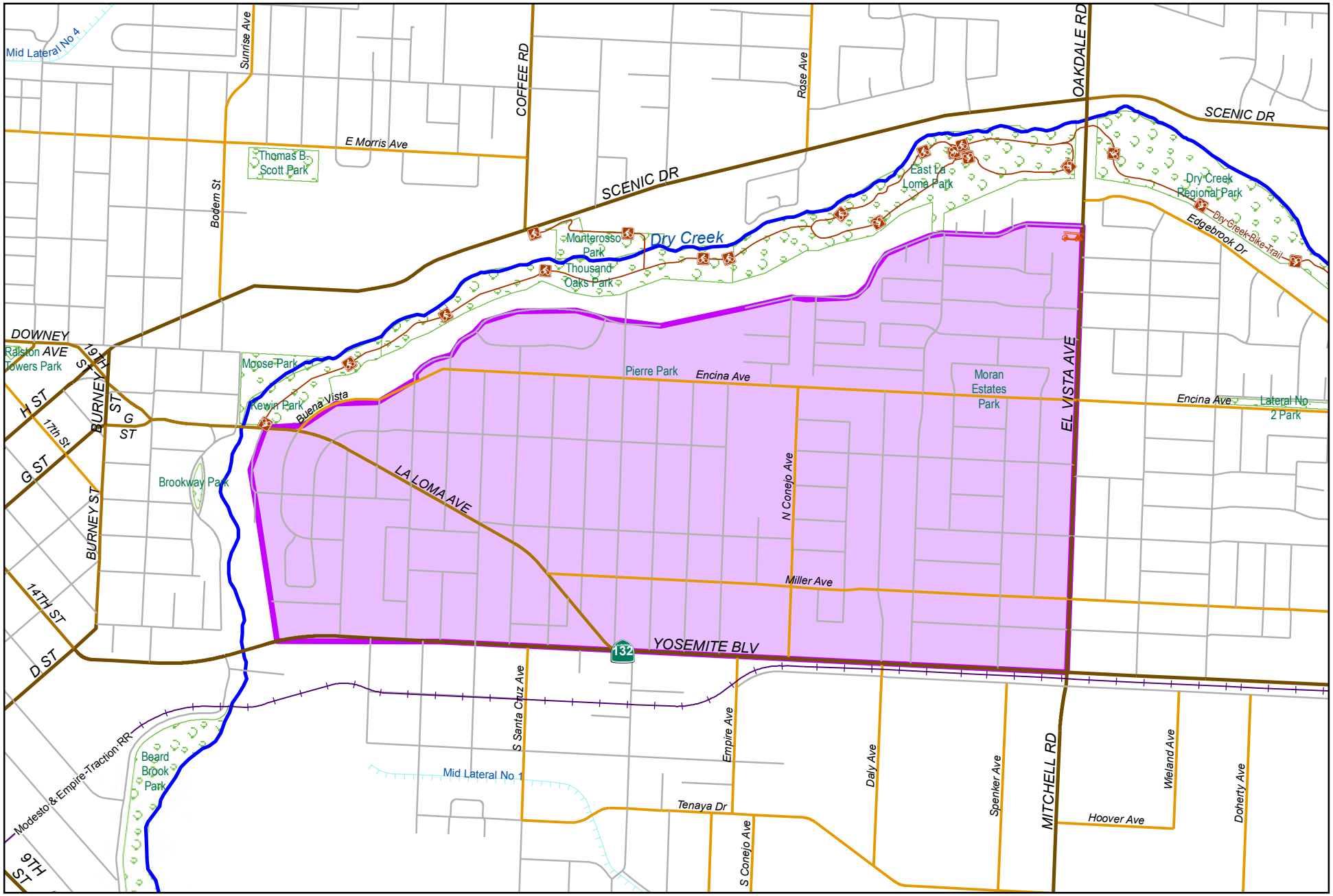

City of Modesto

Project #: 100916

UTL - La Loma Sewer

UTL - La Loma Sewer

100916

Capital Unsponsored

Cost Center:	49999	*Category:*	Wastewater	*Start Date:*	2018
Hosting Fund:	Sewer Operations Fund-4210	*Type Class:*	Wastewater Utility	*End Date:*	2022
Element Listing:	Comm Svcs & Fac	*Area:*	Within City	*Status:*	Active
Classification:	Improvements	*Manager:*	Ciotau, Cristian C	*Const. Code:*	Not Awarded

Proj Desc: This project will provide sewer main replacements within various locations throughout the La Loma Neighborhood, bounded by El Rio Avenue and El Vista Avenue, and Edgebrook Drive and Yosemite Boulevard. Locations to be provided by Wastewater Collections staff.

Proj Stat: Design to be in conjunction with water improvements in same neighborhood. Construction anticipated winter 2020.

Expenditures	Budget	Actual+Commit	Available	Prop. Inc./Dec. for 20-21	Budget+Prop. Inc./Dec.	Avail.+Prop. Inc./Dec.	21-22	22-23	23-24	24-25	Total Budgeted up to 2025
CA Construction Admin	90,000	15,536	74,464	0	90,000	74,464	0	0	0	0	90,000
CON Construction	750,000	3,500	746,500	0	750,000	746,500	0	0	0	0	750,000
CTGY-CIP Contingency - CIP	90,000	0	90,000	0	90,000	90,000	0	0	0	0	90,000
EDA Eng/Design/Admin	112,572	30,056	82,516	0	112,572	82,516	0	0	0	0	112,572
Expenditure Totals:	1,042,572	49,092	993,480	0	1,042,572	993,480	0	0	0	0	1,042,572

Fund Balance Required	Budget+Prop. Inc./Dec.	Available+Prop. Inc./Dec.
Sewer Operations Fund-4210	1,042,572	993,480

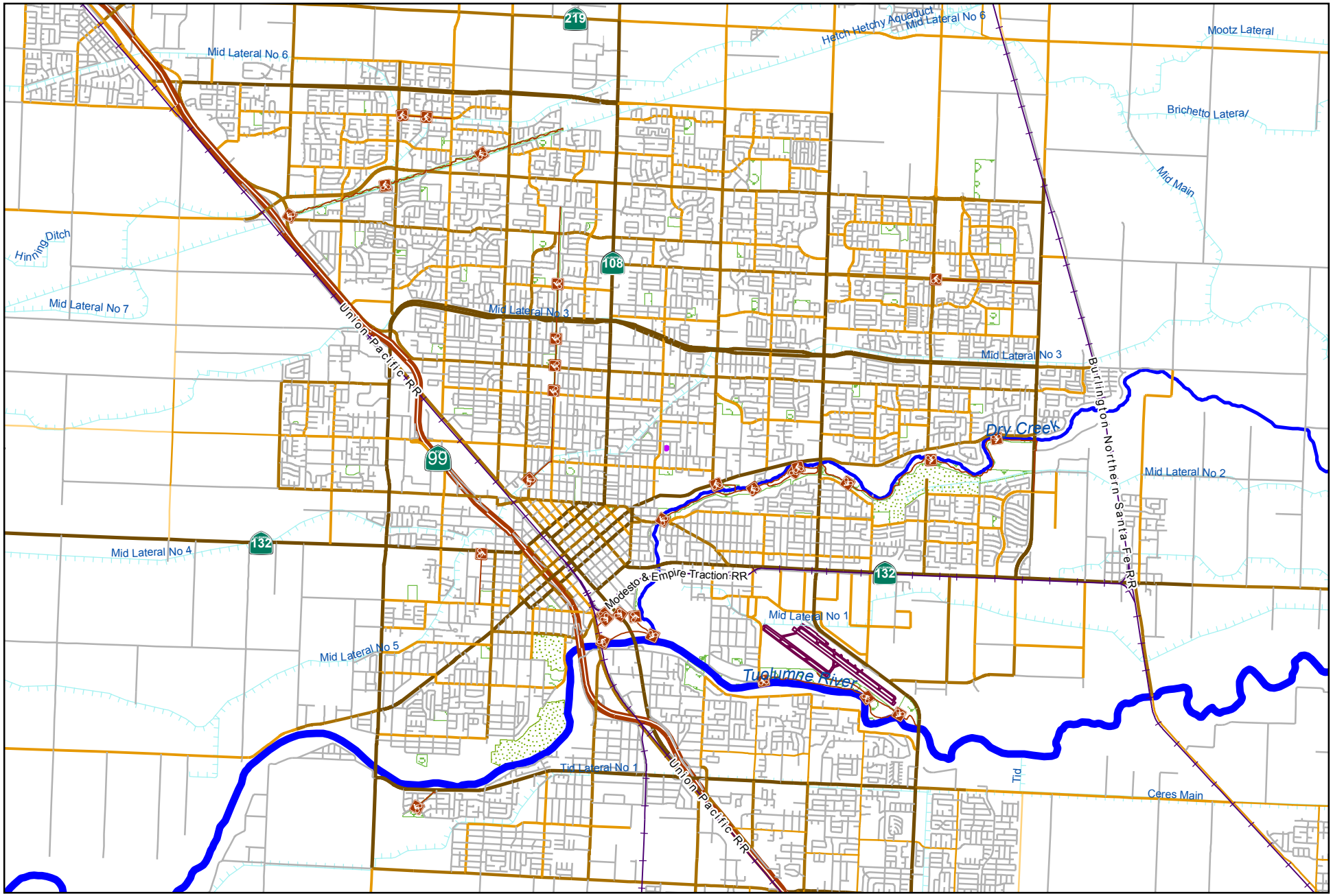

0 5,500 11,000
Feet

City of Modesto

Project #: 100925

UTL - 2016-2017 Sewer Replacement

MODESTO CALIFORNIA

UTL - 2016-2017 Sewer Replacement

100925

Capital Unsponsored

Cost Center:	49999	*Category:*	Wastewater	*Start Date:*	2017
Hosting Fund:	Sewer Operations Fund-4210	*Type Class:*	Wastewater Utility	*End Date:*	2019
Element Listing:	Comm Svcs & Fac	*Area:*	Within City	*Status:*	Active
Classification:	Improvements	*Manager:*	Ciotau, Cristian C	*Const. Code:*	Construction Completed

Proj Desc: This project will address sewer collection maintenance issue within various locations throughout the City and provide necessary sewer replacements.

Proj Stat: Closed

Expenditures	Budget	Actual+Commit	Available	Prop. Inc./Dec. for 20-21	Budget+Prop. Inc./Dec.	Avail.+Prop. Inc./Dec.	21-22	22-23	23-24	24-25	Total Budgeted up to 2025
CA Construction Admin	111,811	11,631	100,180	0	111,811	100,180	0	0	0	0	111,811
CON Construction	764,834	521,717	243,117	0	764,834	243,117	0	0	0	0	764,834
CTGY-CIP Contingency - CIP	79,695	0	79,695	0	79,695	79,695	0	0	0	0	79,695
EDA Eng/Design/Admin	119,542	56,353	63,189	0	119,542	63,189	0	0	0	0	119,542
Expenditure Totals:	1,075,882	589,701	486,181	0	1,075,882	486,181	0	0	0	0	1,075,882

Fund Balance Required	Budget+Prop. Inc./Dec.	Available+Prop. Inc./Dec.
Sewer Operations Fund-4210	1,075,882	486,181

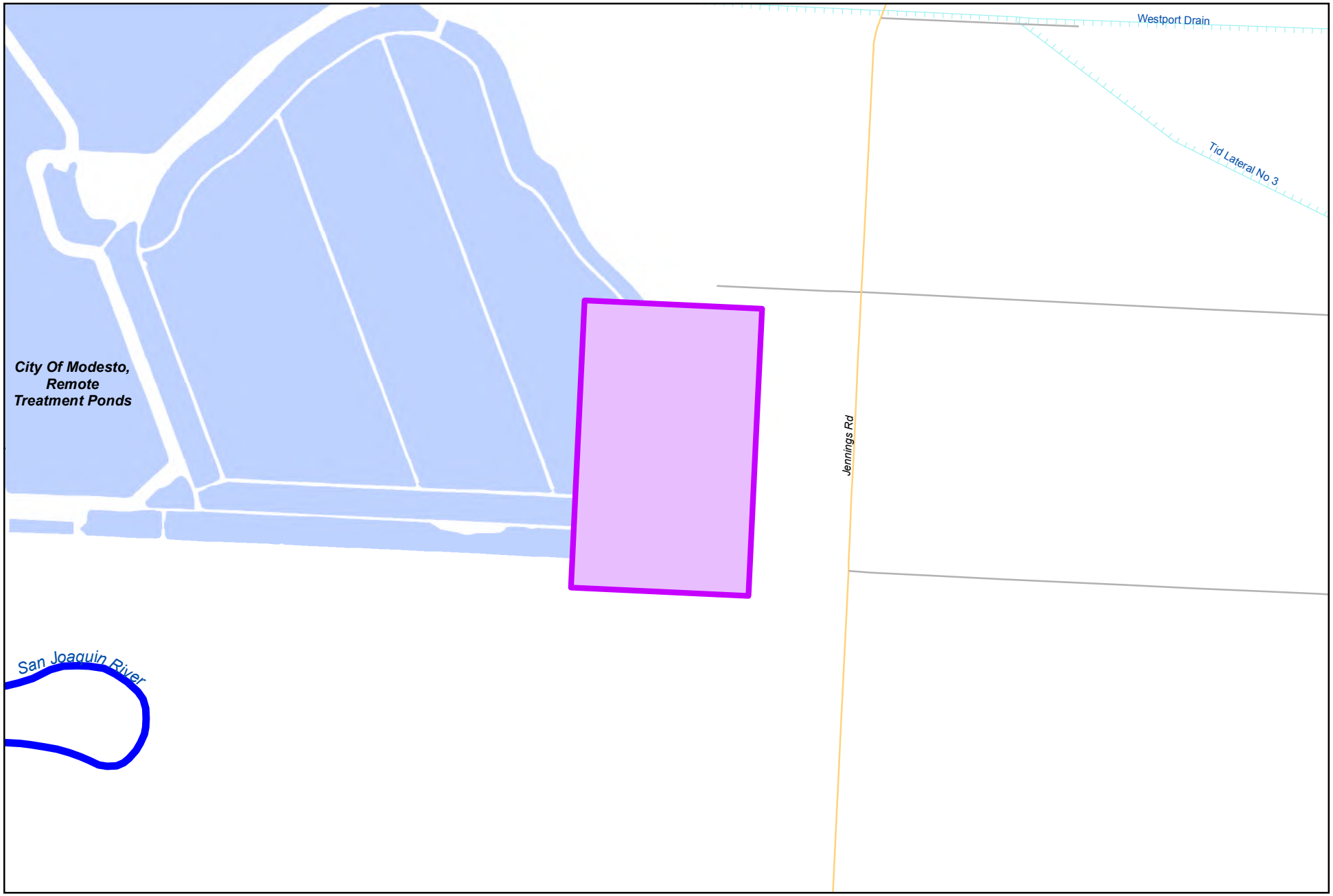

0 1,150 2,300
Feet

City of Modesto

Project #: 100929

UTL - Tertiary Bypass Line

MODESTO
CALIFORNIA

UTL - Tertiary Bypass Line

100929

Capital Unsponsored

Cost Center:	49999	*Category:*	Wastewater	*Start Date:*	2017
Hosting Fund:	Sewer Operations Fund-4210	*Type Class:*	Wastewater Utility	*End Date:*	2019
Element Listing:	Comm Svcs & Fac	*Area:*	Within City	*Status:*	Active
Classification:	Improvements	*Manager:*	Ciotau, Cristian C	*Const. Code:*	Construction Completed

Proj Desc: This project wll provide a Tertiary Effluent bypass line allowing bypass of outfall to the forebay for river discharge as well as a sampling station for combined tertirary effluent, and modifications to yard piping for tertiary treatment.

Proj Stat: Construction completed, to be closed.

Expenditures	Budget	Actual+Commit	Available	Prop. Inc./Dec. for 20-21	Budget+Prop. Inc./Dec.	Avail.+Prop. Inc./Dec.	21-22	22-23	23-24	24-25	Total Budgeted up to 2025
CA Construction Admin	24,633	18,510	6,123	0	24,633	6,123	0	0	0	0	24,633
CON Construction	205,000	205,005	-5	0	205,000	-5	0	0	0	0	205,000
CTGY-CIP Contingency - CIP	20,500	7,771	12,729	0	20,500	12,729	0	0	0	0	20,500
EDA Eng/Design/Admin	67,215	63,466	3,749	0	67,215	3,749	0	0	0	0	67,215
Expenditure Totals:	317,348	294,753	22,595	0	317,348	22,595	0	0	0	0	317,348

Fund Balance Required	Budget+Prop. Inc./Dec.	Available+Prop. Inc./Dec.
Sewer Operations Fund-4210	317,348	22,595

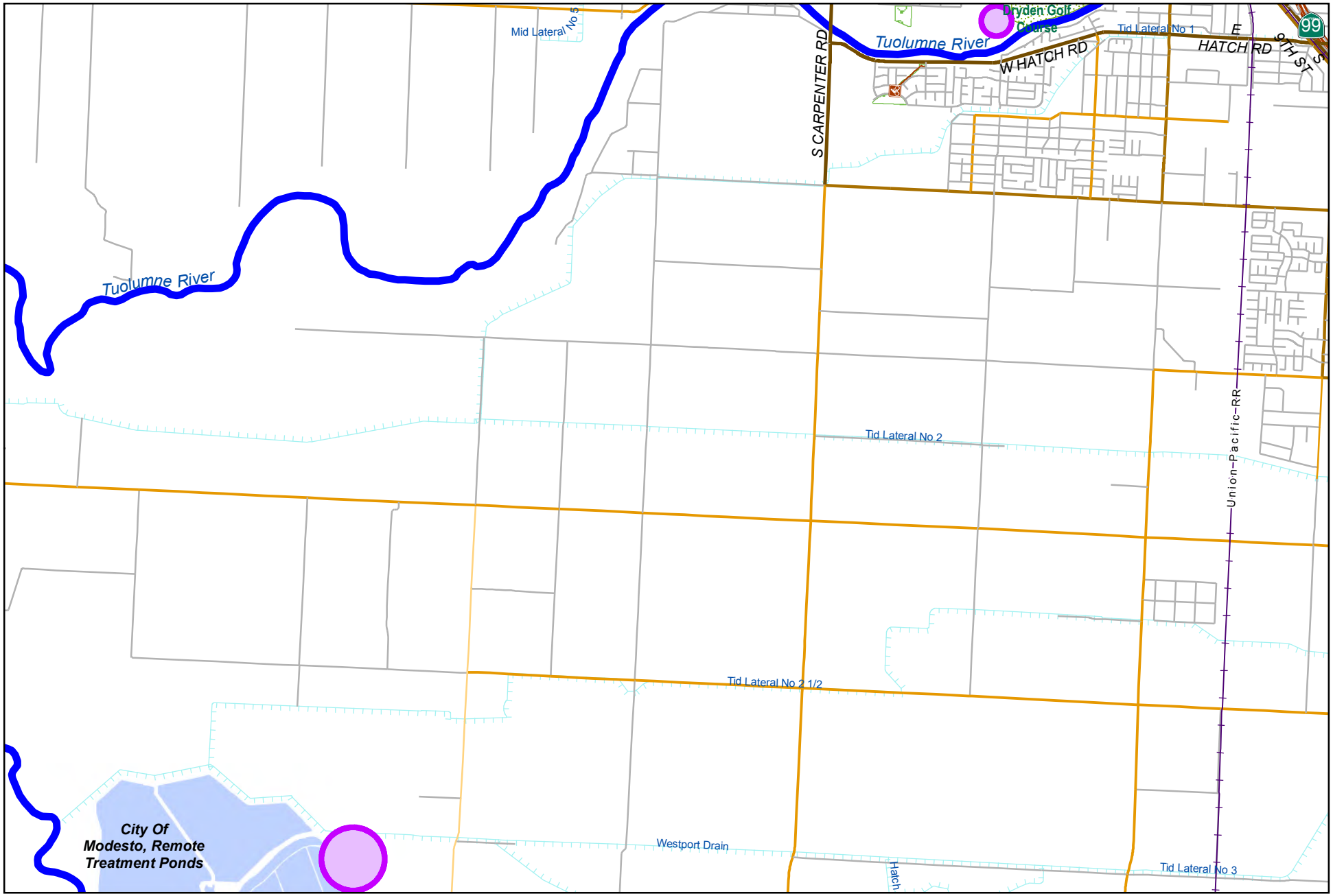

0 3,800 7,600
Feet

City of Modesto

Project #: 100931

UTL - Plant Structural Improvements

MODESTO CALIFORNIA

UTL - Plant Structural Improvements

100931

Capital Unsponsored

Cost Center:	49999	*Category:*	Wastewater	*Start Date:*	2018
Hosting Fund:	Sewer Operations Fund-4210	*Type Class:*	Wastewater Utility	*End Date:*	2022
Element Listing:	Comm Svcs & Fac	*Area:*	Within City	*Status:*	Active
Classification:	Improvements	*Manager:*	Ciotau, Cristian C	*Const. Code:*	Not Awarded

Proj Desc: This project will provide structural repairs and improvements to Anaerobic Digesters No. 1 and 2 at the Sutter Plant.

Proj Stat: Construction to be completed by end of FY 20-21.

Expenditures	Budget	Actual+Commit	Available	Prop. Inc./Dec. for 20-21	Budget+Prop. Inc./Dec.	Avail.+Prop. Inc./Dec.	21-22	22-23	23-24	24-25	Total Budgeted up to 2025
CA Construction Admin	80,000	0	80,000	0	80,000	80,000	0	0	0	0	80,000
CON Construction	1,050,000	0	1,050,000	0	1,050,000	1,050,000	0	0	0	0	1,050,000
CTGY-CIP Contingency - CIP	80,000	0	80,000	0	80,000	80,000	0	0	0	0	80,000
EDA Eng/Design/Admin	85,000	31,089	53,911	0	85,000	53,911	0	0	0	0	85,000
Expenditure Totals:	1,295,000	31,089	1,263,911	0	1,295,000	1,263,911	0	0	0	0	1,295,000

Fund Balance Required	Budget+Prop. Inc./Dec.	Available+Prop. Inc./Dec.
Sewer Operations Fund-4210	1,295,000	1,263,911

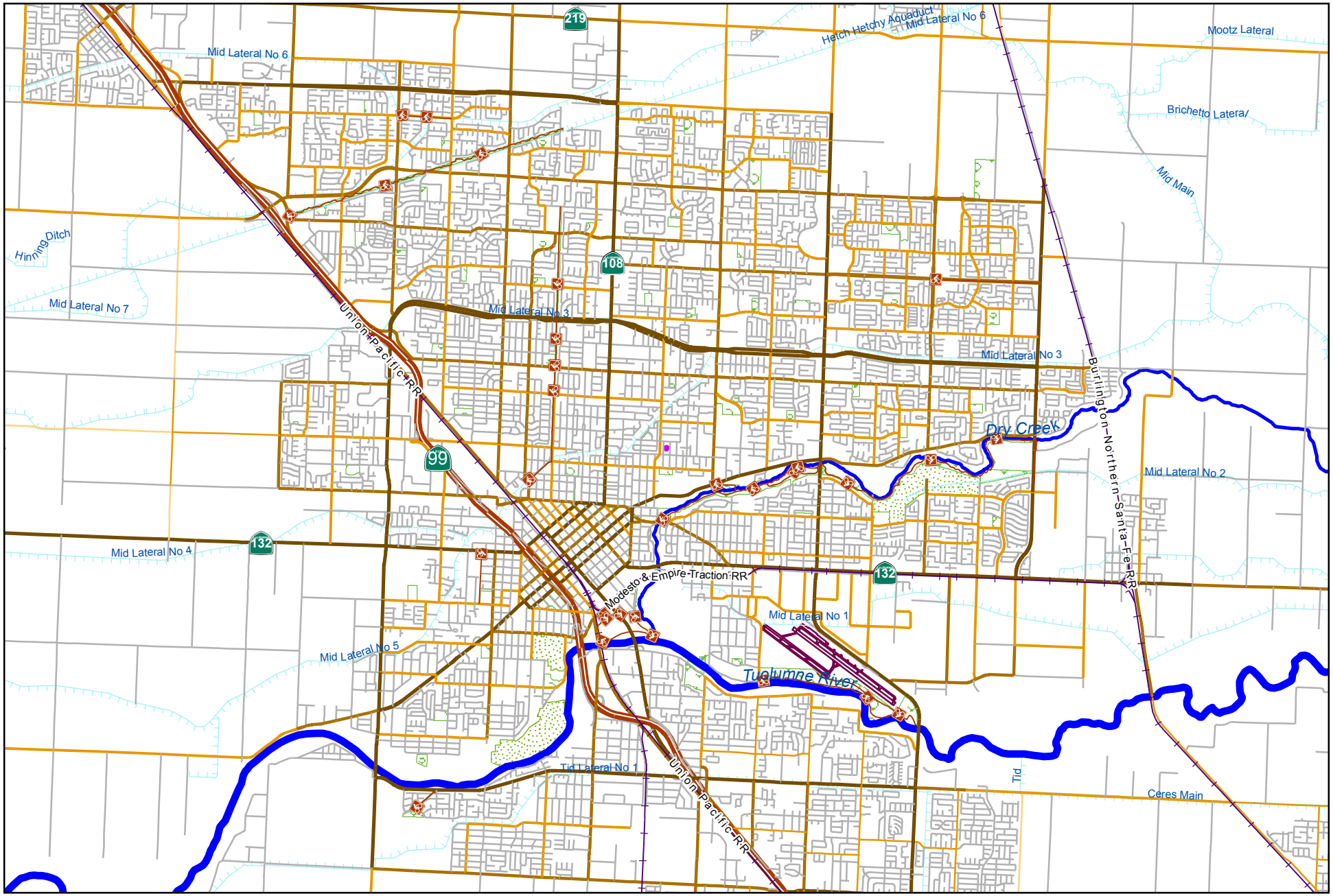

City of Modesto

Project #: 100996

UPP - 2017-2018 Sewer Replacement

0 5,500 11,000

Feet

MODESTO CALIFORNIA

UPP - 2017-2018 Sewer Replacement

100996

Capital Unsponsored

Cost Center:	49999	*Category:*	Wastewater	*Start Date:*	2018
Hosting Fund:	Sewer Operations Fund-4210	*Type Class:*	Wastewater Utility	*End Date:*	2021
Element Listing:	Comm Svcs & Fac	*Area:*	Within City	*Status:*	Active
Classification:	Improvements	*Manager:*	Ciotau, Cristian C	*Const. Code:*	Under Construction

Proj Desc: This project will address sewer collection maintenance issues within various locations throughout the City and provide necessary sewer replacements. Locations include 10th Street and D Street (Salvation Army) and various locations for new sewer clean-outs.

Proj Stat: Under Construction

Expenditures	Budget	Actual+Commit	Available	Prop. Inc./Dec. for 20-21	Budget+Prop. Inc./Dec.	Avail.+Prop. Inc./Dec.	21-22	22-23	23-24	24-25	Total Budgeted up to 2025
CA Construction Admin	97,782	6,757	91,025	0	97,782	91,025	0	0	0	0	97,782
CON Construction	814,848	0	814,848	0	814,848	814,848	0	0	0	0	814,848
CTGY-CIP Contingency - CIP	106,485	0	106,485	0	106,485	106,485	0	0	0	0	106,485
EDA Eng/Design/Admin	110,561	42,931	67,630	0	110,561	67,630	0	0	0	0	110,561
Expenditure Totals:	1,129,676	49,688	1,079,988	0	1,129,676	1,079,988	0	0	0	0	1,129,676

Fund Balance Required	Budget+Prop. Inc./Dec.	Available+Prop. Inc./Dec.
Sewer Operations Fund-4210	1,129,676	1,079,988

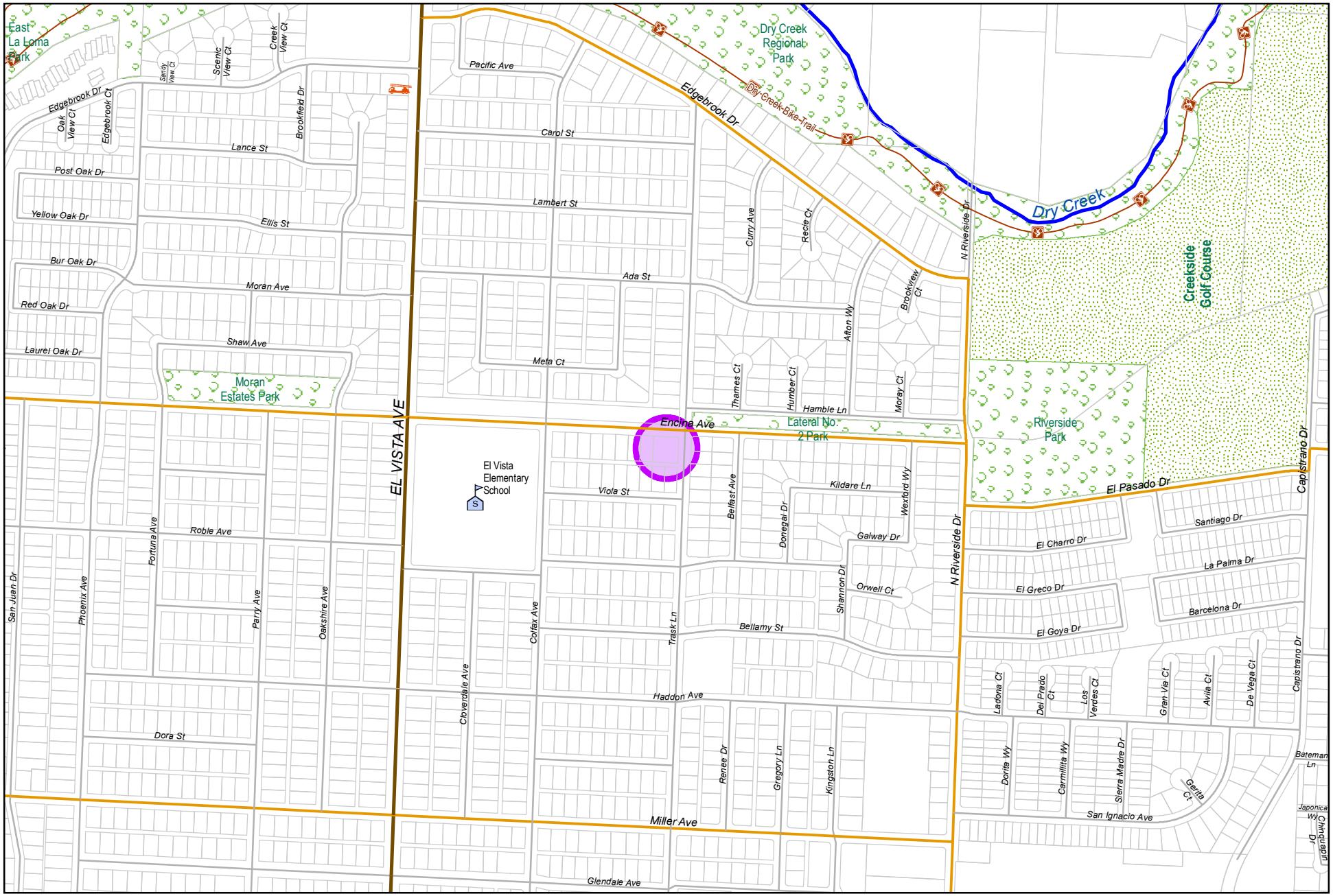

0 550 1,100
Feet

City of Modesto

Project #: 100998

UPP - Encina Sewer Lift Station Replacement

MODESTO CALIFORNIA

UPP - Encina Sewer Lift Station Replacement

100998

Capital Unsponsored

Cost Center:	49999	*Category:*	Wastewater	*Start Date:*	2019
Hosting Fund:	Sewer Operations Fund-4210	*Type Class:*	Wastewater Utility	*End Date:*	2022
Element Listing:	Comm Svcs & Fac	*Area:*	Within City	*Status:*	Active
Classification:	Improvements	*Manager:*	Ciotau, Cristian C	*Const. Code:*	Not Awarded

Proj Desc: This project will provide funding for the Encina Sewer Lift Station located near the southwest corner of Encina Avenue and Trask Lane. The existing lift station is located within the roadway making routine maintetance challenging. Lift Station will be relocated out of the street to an adjacent location within public right-of-way. Work for the project will consist of constructing a new submersible lift station with two submersible pumps.

Proj Stat: Design to begin late summer 2020. Construction anticipated fall 20/21.

Expenditures	Budget	Actual+Commit	Available	Prop. Inc./Dec. for 20-21	Budget+Prop. Inc./Dec.	Avail.+Prop. Inc./Dec.	21-22	22-23	23-24	24-25	Total Budgeted up to 2025
CA Construction Admin	70,000	0	70,000	0	70,000	70,000	0	0	0	0	70,000
CON Construction	1,032,000	0	1,032,000	0	1,032,000	1,032,000	0	0	0	0	1,032,000
CTGY-CIP Contingency - CIP	119,105	0	119,105	0	119,105	119,105	0	0	0	0	119,105
EDA Eng/Design/Admin	93,506	6,799	86,707	0	93,506	86,707	0	0	0	0	93,506
Expenditure Totals:	1,314,611	6,799	1,307,812	0	1,314,611	1,307,812	0	0	0	0	1,314,611

Fund Balance Required	Budget+Prop. Inc./Dec.	Available+Prop. Inc./Dec.
Sewer Operations Fund-4210	1,314,611	1,307,812

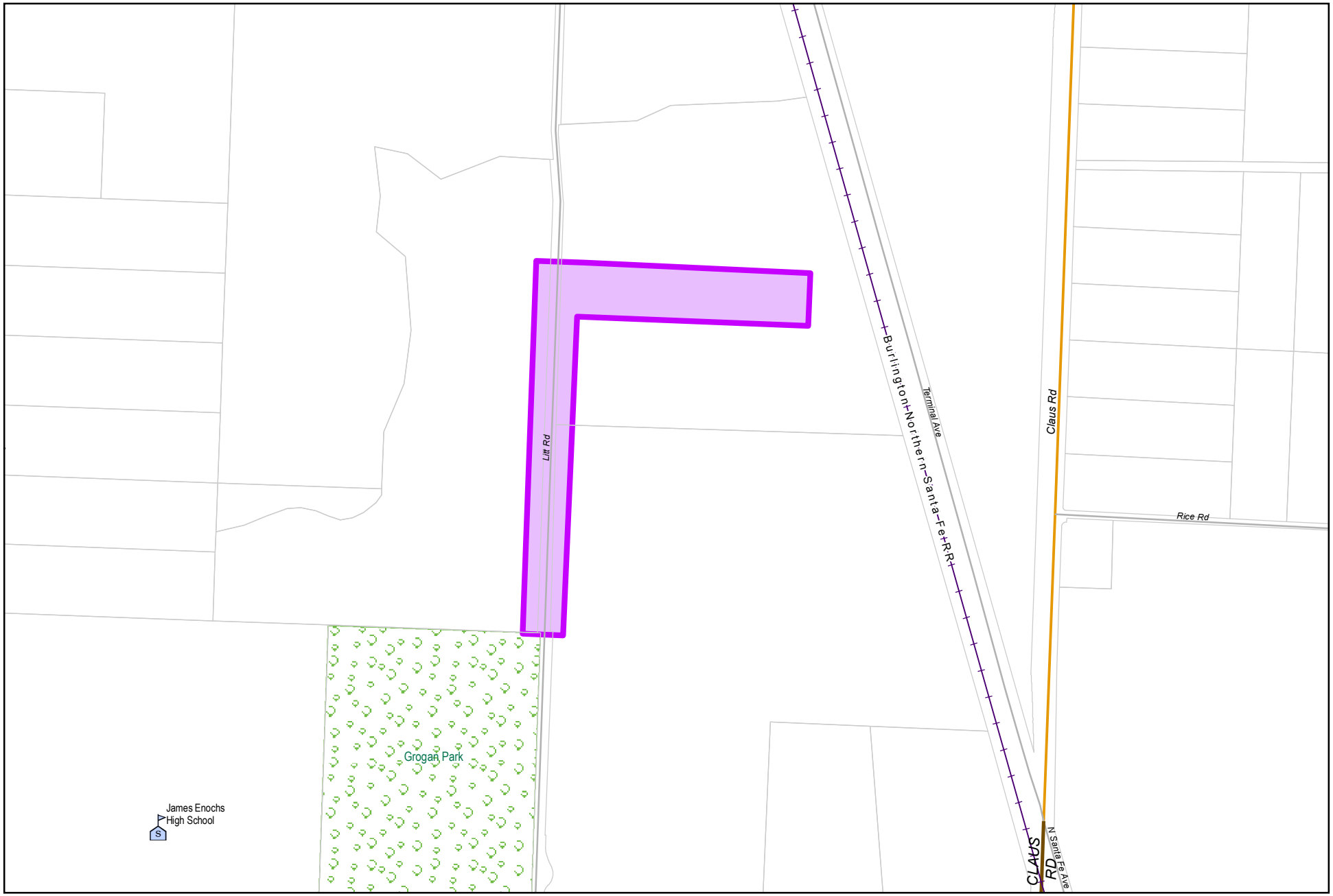

City of Modesto

Project #: 101002

UPP - Litt Road Sewer Trunk Extension

UPP - Litt Road Sewer Trunk Extension

101002

Capital Unsponsored

Cost Center:	49999	*Category:*	Wastewater	*Start Date:*	2018
Hosting Fund:	Sewer Operations Fund-4210	*Type Class:*	Wastewater Utility	*End Date:*	2021
Element Listing:	Comm Svcs & Fac	*Area:*	Within City	*Status:*	Active
Classification:	Improvements	*Manager:*	Ciotau, Cristian C	*Const. Code:*	Construction Completed

Proj Desc: This project will provide funding to extend the 21-inch diameter sewer trunk along Litt Road approximately 2500 feet as well as a installing a sewer main to serve the future Corporation yard.

Proj Stat: Construction Complete.

Expenditures	Budget	Actual+Commit	Available	Prop. Inc./Dec. for 20-21	Budget+Prop. Inc./Dec.	Avail.+Prop. Inc./Dec.	21-22	22-23	23-24	24-25	Total Budgeted up to 2025
CA Construction Admin	72,000	37,930	34,070	0	72,000	34,070	0	0	0	0	72,000
CON Construction	600,000	483,086	116,914	0	600,000	116,914	0	0	0	0	600,000
CTGY-CIP Contingency - CIP	60,000	54,478	5,522	0	60,000	5,522	0	0	0	0	60,000
EDA Eng/Design/Admin	72,000	3,001	68,999	0	72,000	68,999	0	0	0	0	72,000
Expenditure Totals:	804,000	578,494	225,506	0	804,000	225,506	0	0	0	0	804,000

Fund Balance Required	Budget+Prop. Inc./Dec.	Available+Prop. Inc./Dec.
Sewer Operations Fund-4210	804,000	225,506

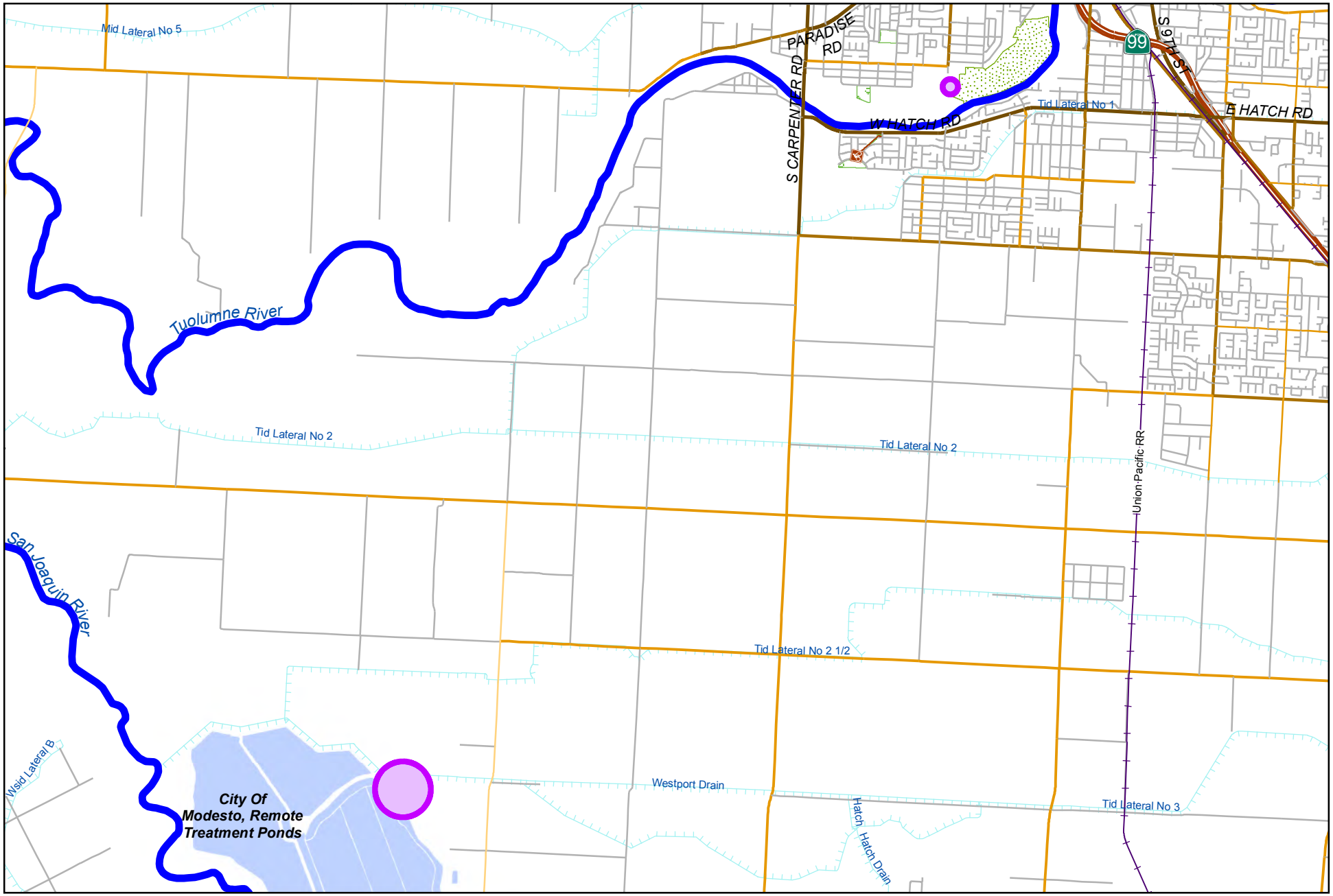

0 4,600 9,200
Feet

City of Modesto

Project #: 101004

UPP - Wastewater Building Upgrades

MODESTO
CALIFORNIA

UPP - Wastewater Building Upgrades

101004

Capital Unsponsored

Cost Center:	49999	*Category:*	Wastewater	*Start Date:*	2018
Hosting Fund:	Sewer Operations Fund-4210	*Type Class:*	Wastewater Utility	*End Date:*	2022
Element Listing:	Comm Svcs & Fac	*Area:*	Within City	*Status:*	Active
Classification:	Improvements	*Manager:*	Ciotau, Cristian C	*Const. Code:*	Not Awarded

Proj Desc: This project will provide funding for upgrades to existing buildings at the Wastewater Plants including the MCC buildings and the Jennings Lab.

Proj Stat: Construction to be complete by end of summer 2021.

Expenditures	Budget	Actual+Commit	Available	Prop. Inc./Dec. for 20-21	Budget+Prop. Inc./Dec.	Avail.+Prop. Inc./Dec.	21-22	22-23	23-24	24-25	Total Budgeted up to 2025
CA Construction Admin	80,000	0	80,000	0	80,000	80,000	0	0	0	0	80,000
CON Construction	1,000,000	0	1,000,000	0	1,000,000	1,000,000	0	0	0	0	1,000,000
CTGY-CIP Contingency - CIP	100,000	0	100,000	0	100,000	100,000	0	0	0	0	100,000
EDA Eng/Design/Admin	92,000	39,947	52,053	0	92,000	52,053	0	0	0	0	92,000
Expenditure Totals:	1,272,000	39,947	1,232,053	0	1,272,000	1,232,053	0	0	0	0	1,272,000

Fund Balance Required	Budget+Prop. Inc./Dec.	Available+Prop. Inc./Dec.
Sewer Operations Fund-4210	1,272,000	1,232,053

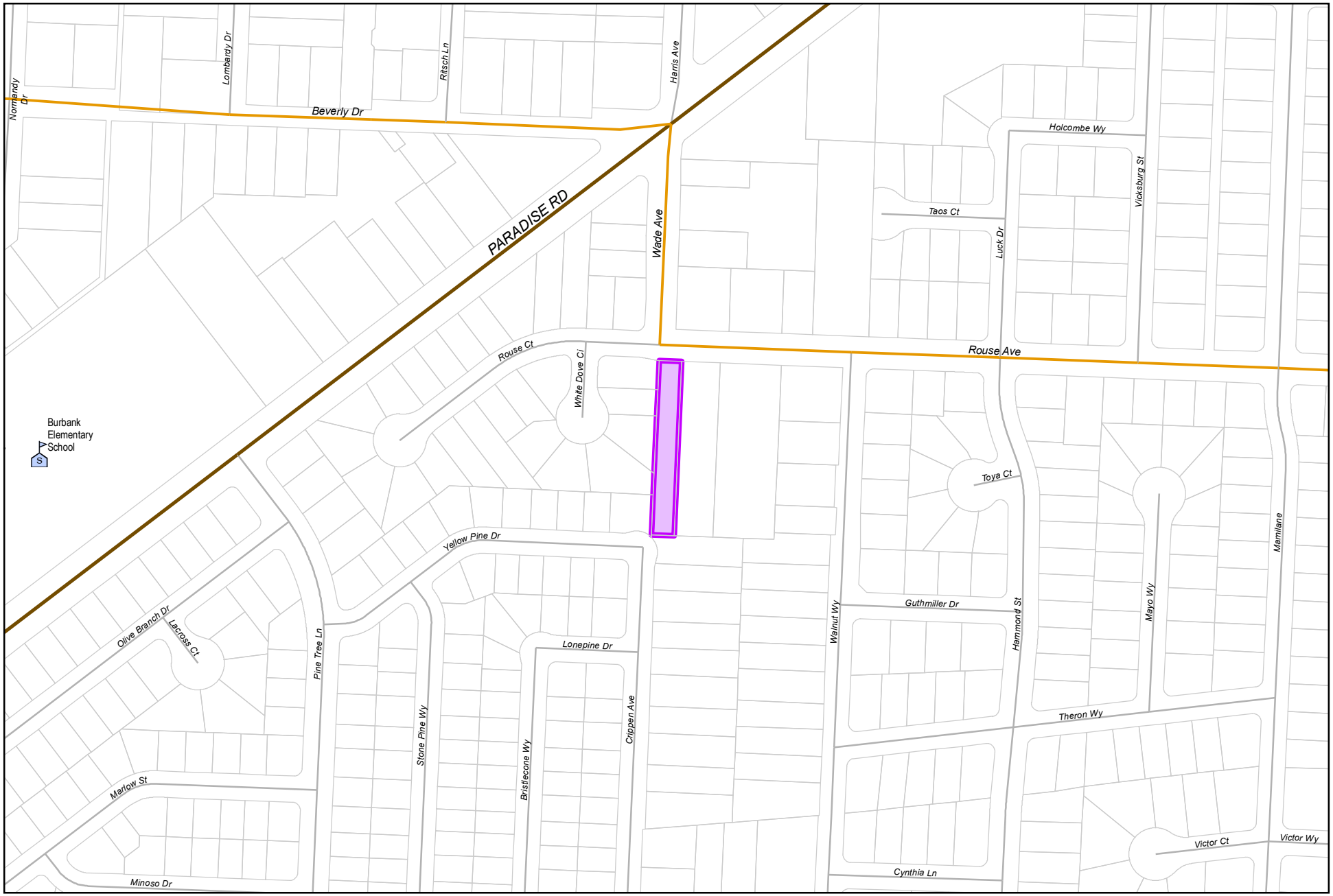

0 230 460
Feet

City of Modesto

Project #: 101032

UTL - Rouse Easement Improvements

MODESTO CALIFORNIA

UTL - Rouse Easement Improvements

101032

Capital Unsponsored

Cost Center:	49999	*Category:*	Wastewater	*Start Date:*	2018
Hosting Fund:	Sewer Operations Fund-4210	*Type Class:*	Wastewater Utility	*End Date:*	2021
Element Listing:	Comm Svcs & Fac	*Area:*	Within City	*Status:*	Active
Classification:	Improvements	*Manager:*	Ciotau, Cristian C	*Const. Code:*	Not Awarded

Proj Desc: Project will provide funding to construct site improvements for Rouse property.

Proj Stat: Design is anticipated to begin summer 2020.

Expenditures	Budget	Actual+Commit	Available	Prop. Inc./Dec. for 20-21	Budget+Prop. Inc./Dec.	Avail.+Prop. Inc./Dec.	21-22	22-23	23-24	24-25	Total Budgeted up to 2025
CA Construction Admin	15,000	0	15,000	0	15,000	15,000	0	0	0	0	15,000
CCF City Construct Force	5,000	0	5,000	0	5,000	5,000	0	0	0	0	5,000
CON Construction	150,000	0	150,000	0	150,000	150,000	0	0	0	0	150,000
CTGY-CIP Contingency - CIP	15,000	0	15,000	0	15,000	15,000	0	0	0	0	15,000
EDA Eng/Design/Admin	15,000	0	15,000	0	15,000	15,000	0	0	0	0	15,000
Expenditure Totals:	200,000	0	200,000	0	200,000	200,000	0	0	0	0	200,000

Fund Balance Required	Budget+Prop. Inc./Dec.	Available+Prop. Inc./Dec.
Sewer Operations Fund-4210	200,000	200,000

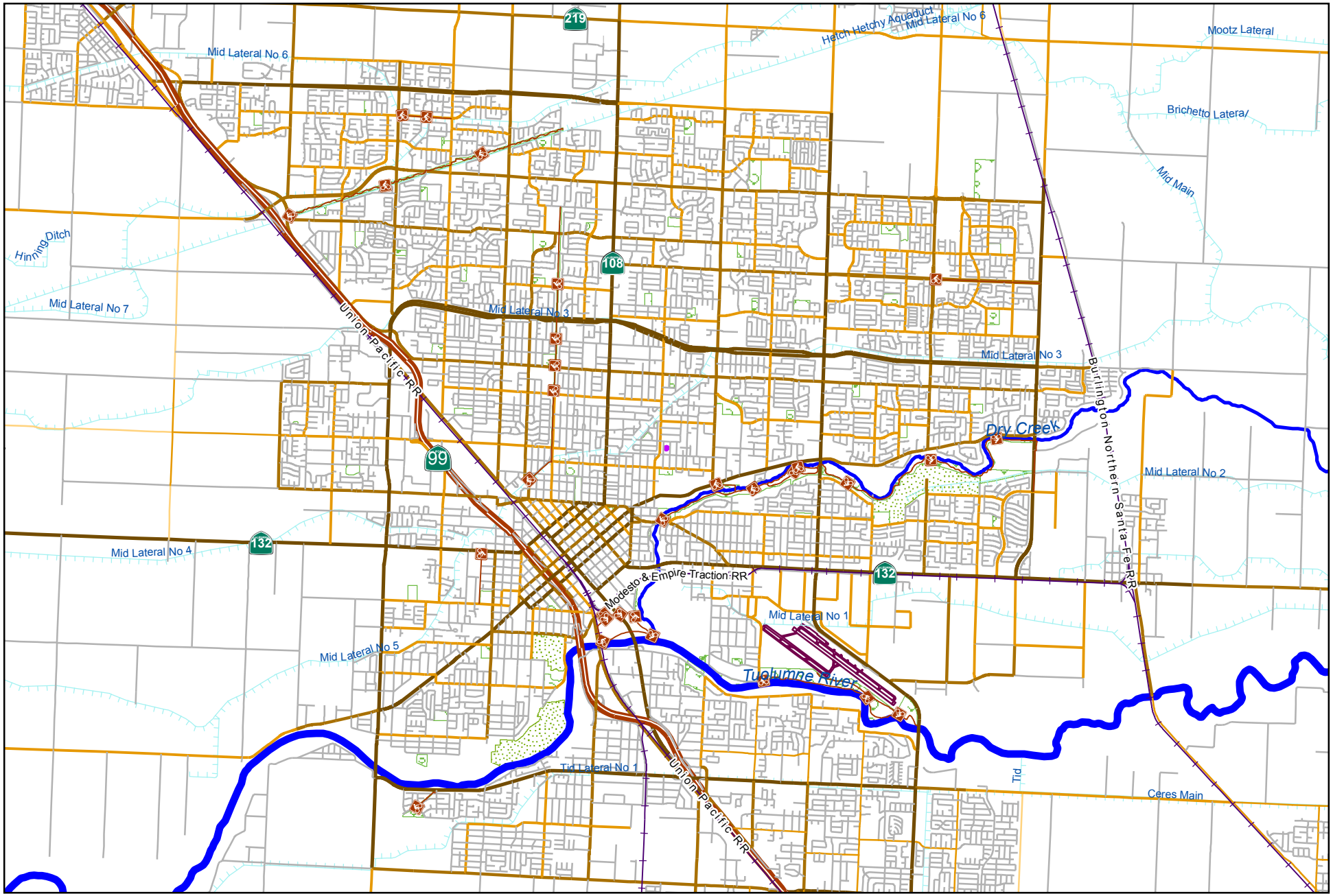

City of Modesto

Project #: 101090

UTL - 2018-2019 Lift Station Improv

0 5,500 11,000

Feet

MODESTO CALIFORNIA

UTL - 2018-2019 Lift Station Improv

101090

Capital Unsponsored

Cost Center:	49999	*Category:*	Wastewater	*Start Date:*	2019
Hosting Fund:	Sewer Operations Fund-4210	*Type Class:*	Wastewater Utility	*End Date:*	2021
Element Listing:	Comm Svcs & Fac	*Area:*	Within City	*Status:*	Active
Classification:	Improvements	*Manager:*	Ciotau, Cristian C	*Const. Code:*	Not Awarded

Proj Desc: This project will provide improvements to various lift station facilities. Imporvements will include installation of new submersible pumps and associated valves and piping, as well as necessary electrical improvements.

Proj Stat: New

Expenditures	Budget	Actual+Commit	Available	Prop. Inc./Dec. for 20-21	Budget+Prop. Inc./Dec.	Avail.+Prop. Inc./Dec.	21-22	22-23	23-24	24-25	Total Budgeted up to 2025
CA Construction Admin	88,595	0	88,595	0	88,595	88,595	0	0	0	0	88,595
CON Construction	885,952	0	885,952	0	885,952	885,952	0	0	0	0	885,952
CTGY-CIP Contingency - CIP	88,595	0	88,595	0	88,595	88,595	0	0	0	0	88,595
EDA Eng/Design/Admin	132,893	796	132,097	0	132,893	132,097	0	0	0	0	132,893
Expenditure Totals:	1,196,035	796	1,195,239	0	1,196,035	1,195,239	0	0	0	0	1,196,035

Fund Balance Required	Budget+Prop. Inc./Dec.	Available+Prop. Inc./Dec.
Sewer Operations Fund-4210	1,196,035	1,195,239

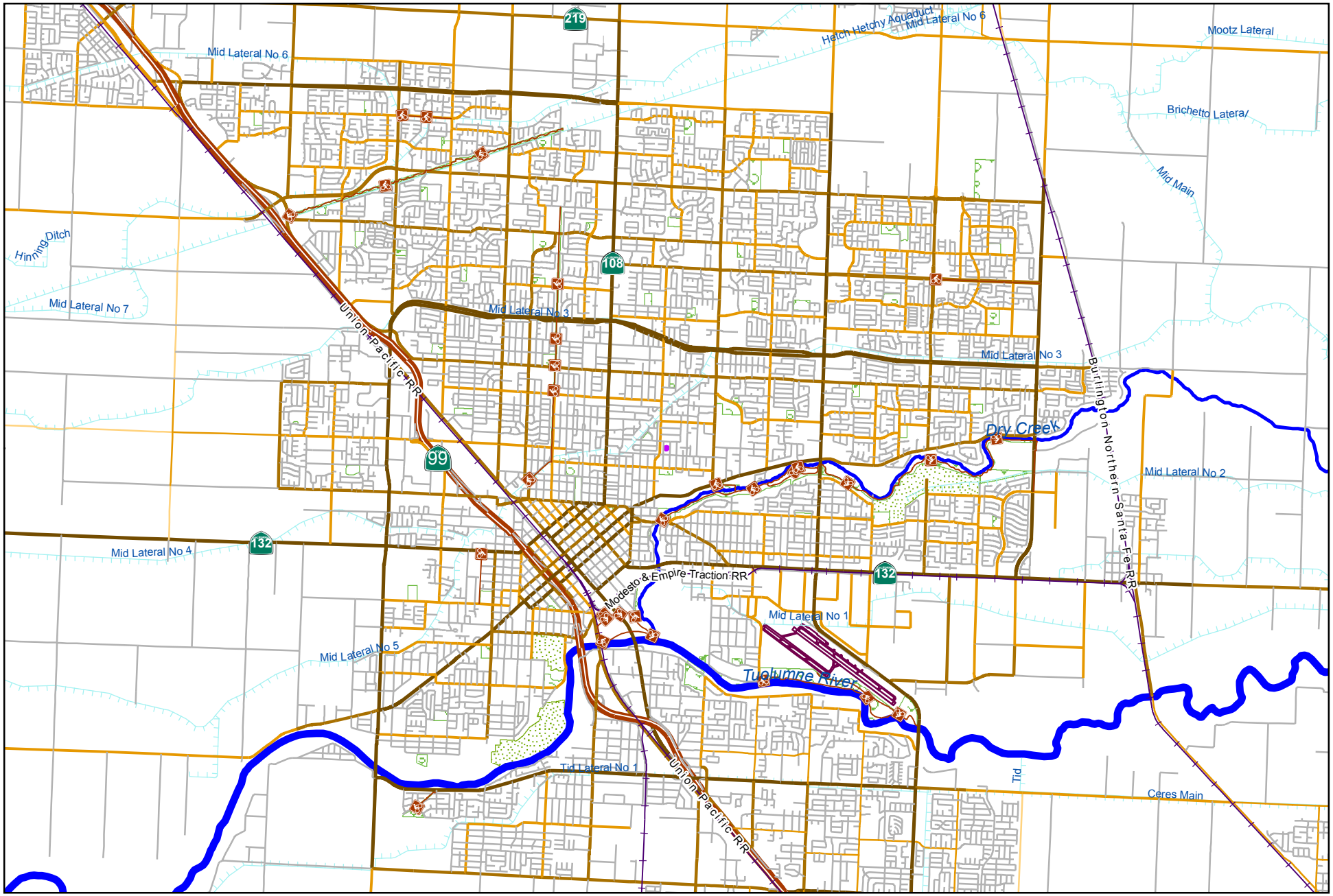

City of Modesto

Project #: 101091

UTL - 2018-2019 Sewer Replacement

0 5,500 11,000

Feet

MODESTO CALIFORNIA

UTL - 2018-2019 Sewer Replacement

101091

Capital Unsponsored

Cost Center:	49999	*Category:*	Wastewater	*Start Date:*	2019
Hosting Fund:	Sewer Operations Fund-4210	*Type Class:*	Wastewater Utility	*End Date:*	2021
Element Listing:	Comm Svcs & Fac	*Area:*	Within City	*Status:*	Active
Classification:	Improvements	*Manager:*	Ciotau, Cristian C	*Const. Code:*	Not Awarded

Proj Desc: This project will address sewer collection maintenance issue within various locations throughout the City and provide necessary sewer replacements. Locations to be provided by Wastewater Collections staff.

Proj Stat: New

Expenditures	Budget	Actual+Commit	Available	Prop. Inc./Dec. for 20-21	Budget+Prop. Inc./Dec.	Avail.+Prop. Inc./Dec.	21-22	22-23	23-24	24-25	Total Budgeted up to 2025
CA Construction Admin	86,382	0	86,382	0	86,382	86,382	0	0	0	0	86,382
CON Construction	863,822	0	863,822	0	863,822	863,822	0	0	0	0	863,822
CTGY-CIP Contingency - CIP	86,382	0	86,382	0	86,382	86,382	0	0	0	0	86,382
EDA Eng/Design/Admin	129,574	0	129,574	0	129,574	129,574	0	0	0	0	129,574
Expenditure Totals:	1,166,160	0	1,166,160	0	1,166,160	1,166,160	0	0	0	0	1,166,160

Fund Balance Required	Budget+Prop. Inc./Dec.	Available+Prop. Inc./Dec.
Sewer Operations Fund-4210	1,166,160	1,166,160

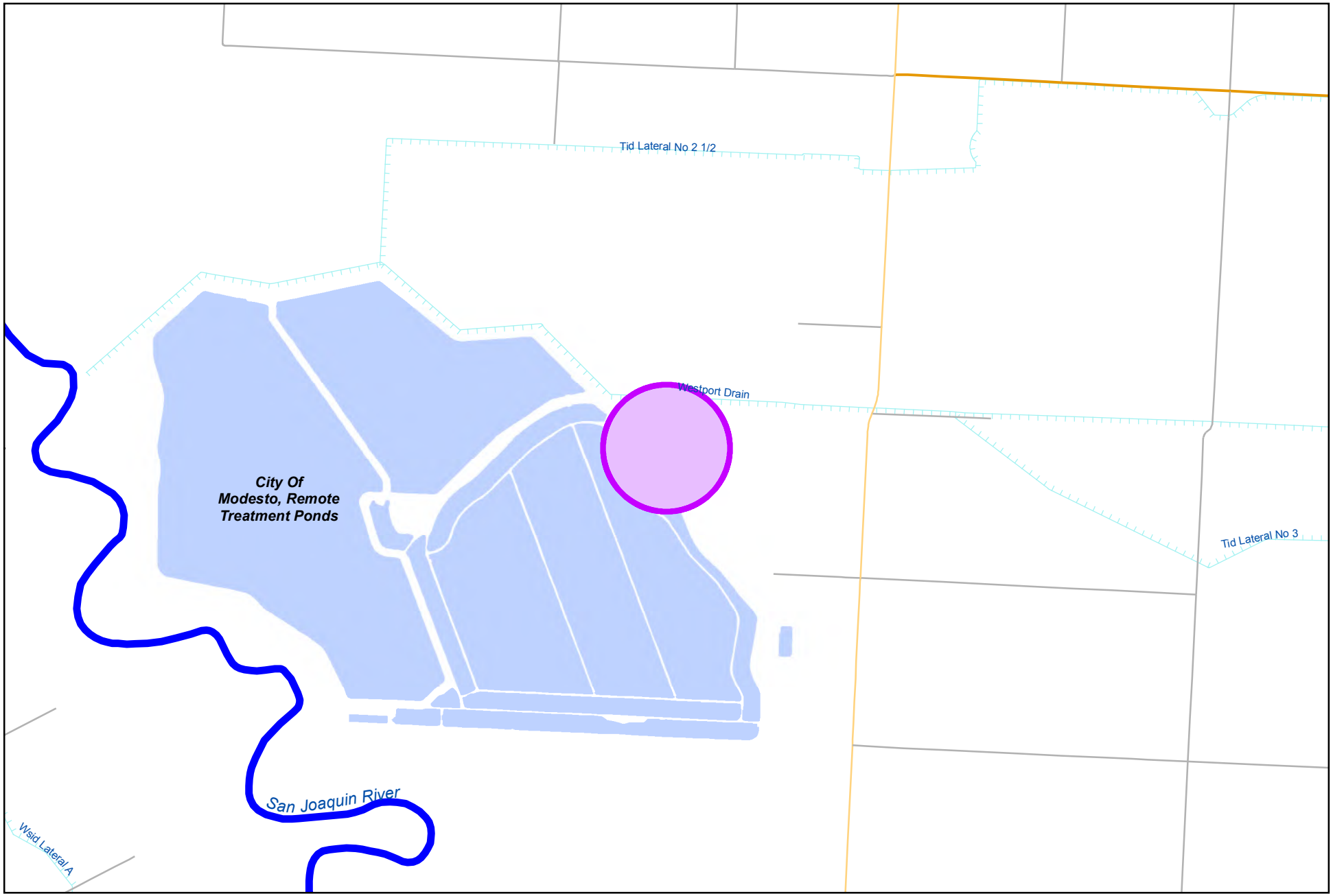

0 1,900 3,800
Feet

City of Modesto

Project #: 101092

UTL - Caustic Soda Handling Facility

MODESTO
CALIFORNIA

UTL - Caustic Soda Handling Facility

101092

Capital Unsponsored

Cost Center:	49999	*Category:*	Wastewater	*Start Date:*	2019
Hosting Fund:	Sewer Operations Fund-4210	*Type Class:*	Wastewater Utility	*End Date:*	2022
Element Listing:	Comm Svcs & Fac	*Area:*	Within City	*Status:*	Active
Classification:	Improvements	*Manager:*	Ciotau, Cristian C	*Const. Code:*	Not Awarded

Proj Desc: This project will provide funding for a storage and handling facility for the caustic soda materials for Tertiary Treatment at the Jennings Plant. New facility would include building, tanks, piping, secondary containment, and all appurtenances.

Proj Stat: In design, the design is anticipated to be completed by the summer of 2020.

Expenditures	Budget	Actual+Commit	Available	Prop. Inc./Dec. for 20-21	Budget+Prop. Inc./Dec.	Avail.+Prop. Inc./Dec.	21-22	22-23	23-24	24-25	Total Budgeted up to 2025
CA Construction Admin	190,000	0	190,000	0	190,000	190,000	0	0	0	0	190,000
CON Construction	2,400,000	0	2,400,000	0	2,400,000	2,400,000	0	0	0	0	2,400,000
CTGY-CIP Contingency - CIP	250,000	0	250,000	0	250,000	250,000	0	0	0	0	250,000
EDA Eng/Design/Admin	376,250	81,695	294,555	0	376,250	294,555	0	0	0	0	376,250
Expenditure Totals:	3,216,250	81,695	3,134,555	0	3,216,250	3,134,555	0	0	0	0	3,216,250

Fund Balance Required	Budget+Prop. Inc./Dec.	Available+Prop. Inc./Dec.
Sewer Operations Fund-4210	3,216,250	3,134,555

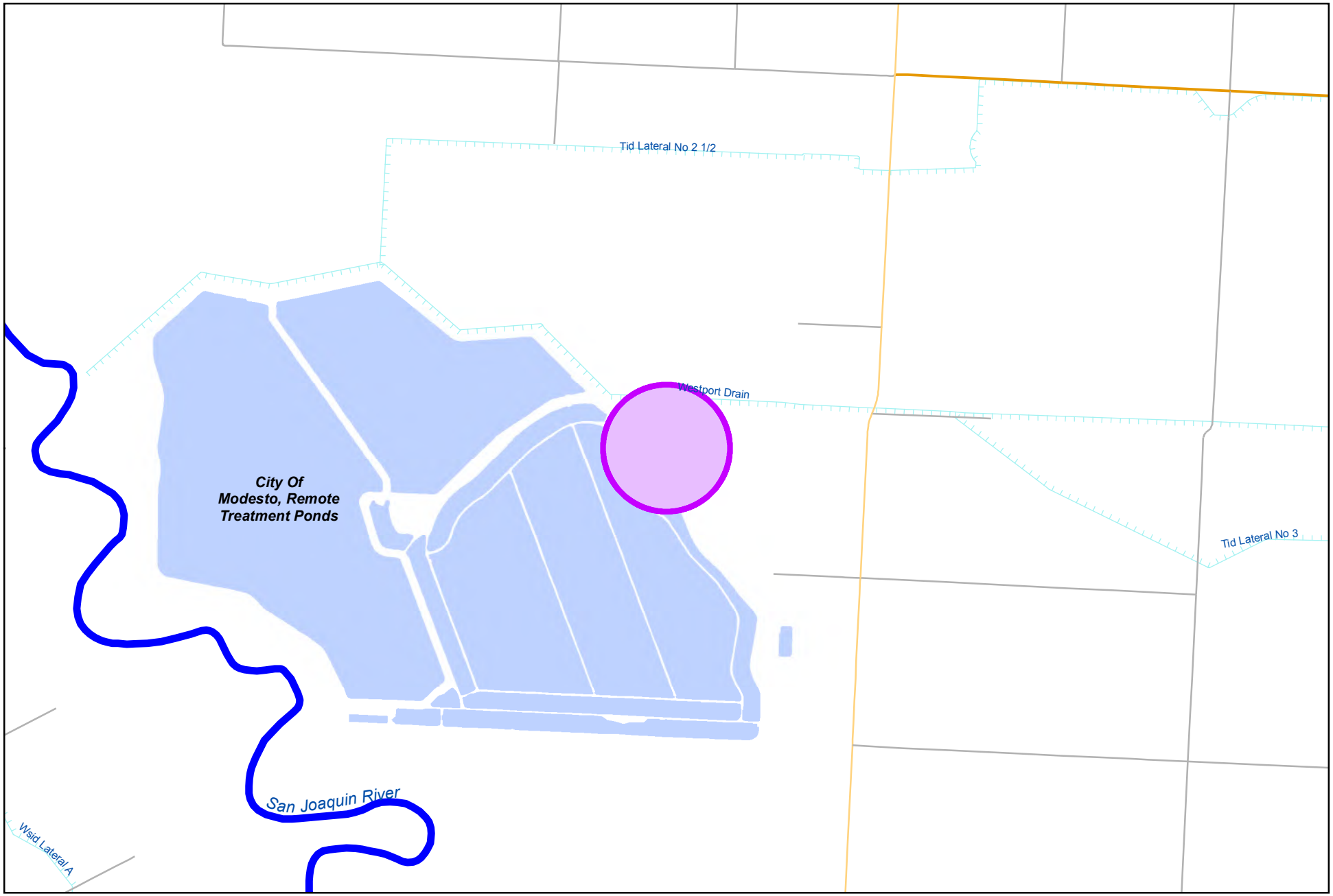

0 1,900 3,800
Feet

City of Modesto

Project #: 101093

UTL - Jennings Well Treatment Improvements

MODESTO
CALIFORNIA

UTL - Jennings Well Treatment Improvements

101093

Capital Unsponsored

Cost Center:	49999	*Category:*	Wastewater	*Start Date:*	2019
Hosting Fund:	Sewer Operations Fund-4210	*Type Class:*	Wastewater Utility	*End Date:*	2022
Element Listing:	Comm Svcs & Fac	*Area:*	Within City	*Status:*	Active
Classification:	Improvements	*Manager:*	Ciotau, Cristian C	*Const. Code:*	Not Awarded

Proj Desc: This project will provide funding to install treatment improvements for the Jennings Potable Well. Currently the well exceeds manganese levels which requires treatment in order to reduce levels to meet State regulations. Improvements to include treatment system and all necessary equipment and appurtenances.

Proj Stat: Design effort is currently underway. Construction is anticipated in FY 20/21.

Expenditures	Budget	Actual+Commit	Available	Prop. Inc./Dec. for 20-21	Budget+Prop. Inc./Dec.	Avail.+Prop. Inc./Dec.	21-22	22-23	23-24	24-25	Total Budgeted up to 2025
CA Construction Admin	15,000	0	15,000	0	15,000	15,000	0	0	0	0	15,000
CCF City Construct Force	15,000	5,861	9,139	0	15,000	9,139	0	0	0	0	15,000
CON Construction	135,000	0	135,000	0	135,000	135,000	0	0	0	0	135,000
CTGY-CIP Contingency - CIP	25,000	0	25,000	0	25,000	25,000	0	0	0	0	25,000
EDA Eng/Design/Admin	25,000	1,505	23,495	0	25,000	23,495	0	0	0	0	25,000
Expenditure Totals:	215,000	7,366	207,634	0	215,000	207,634	0	0	0	0	215,000

Fund Balance Required	Budget+Prop. Inc./Dec.	Available+Prop. Inc./Dec.
Sewer Operations Fund-4210	215,000	207,634

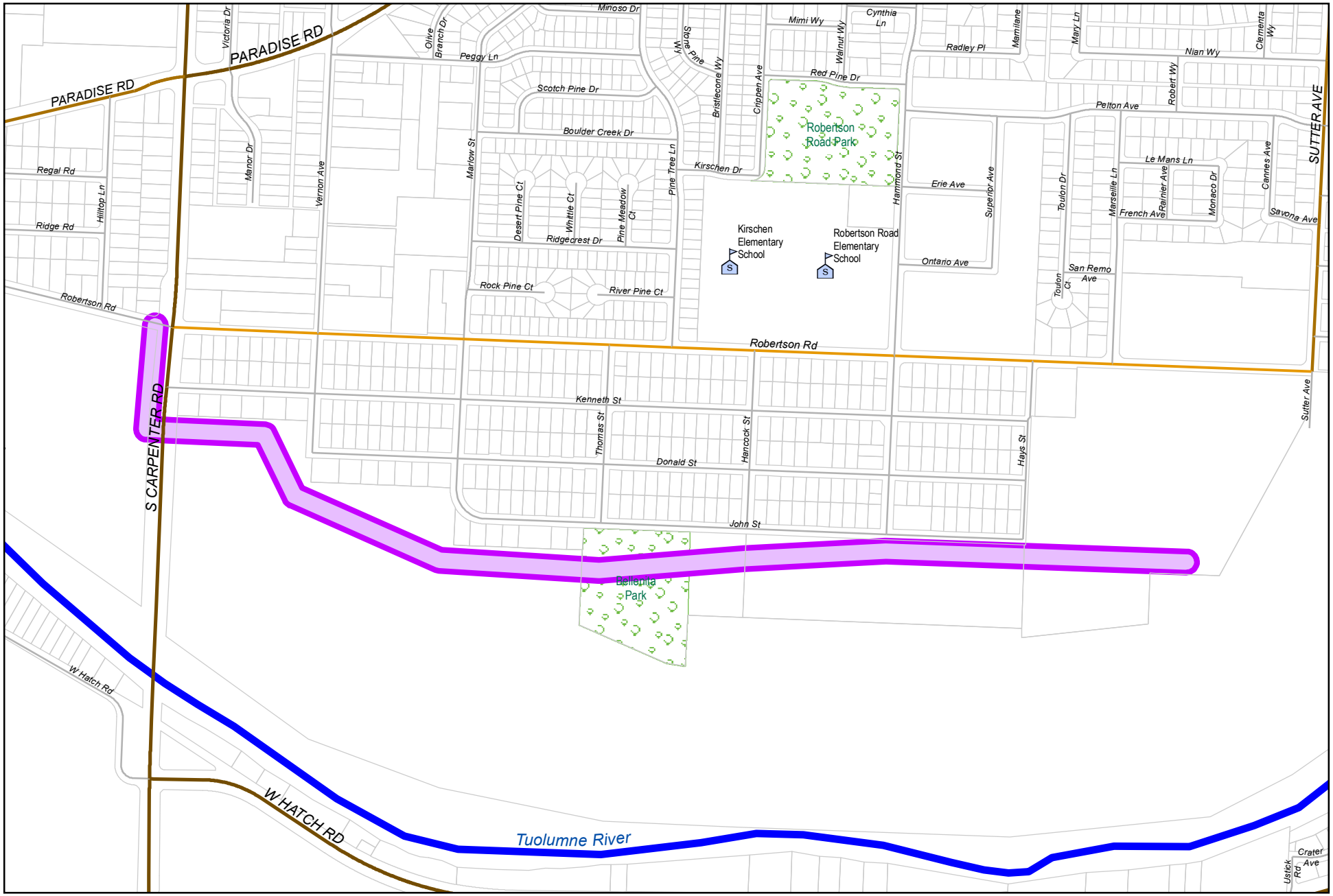

City of Modesto

Project #: 101094

UTL - West Trunk Rehabilitation

MODESTO CALIFORNIA

UTL - West Trunk Rehabilitation

101094

Capital Unsponsored

Cost Center:	49999	*Category:*	Wastewater	*Start Date:*	2019
Hosting Fund:	Sewer Operations Fund-4210	*Type Class:*	Wastewater Utility	*End Date:*	2022
Element Listing:	Comm Svcs & Fac	*Area:*	Within City	*Status:*	Active
Classification:	Improvements	*Manager:*	Ciotau, Cristian C	*Const. Code:*	Not Awarded

Proj Desc: This project will provide funding to rehabilitate the existing West Trunk from the Sutter Plant to Kansas Avenue, using pipe relining methods to protect sewer trunk line from corrosion.

Proj Stat: Design to begin Spring of 2020.

Expenditures	Budget	Actual+Commit	Available	Prop. Inc./Dec. for 20-21	Budget+Prop. Inc./Dec.	Avail.+Prop. Inc./Dec.	21-22	22-23	23-24	24-25	Total Budgeted up to 2025
CA Construction Admin	480,000	0	480,000	0	480,000	480,000	0	0	0	0	480,000
CON Construction	6,000,000	0	6,000,000	0	6,000,000	6,000,000	0	0	0	0	6,000,000
CTGY-CIP Contingency - CIP	480,000	0	480,000	0	480,000	480,000	0	0	0	0	480,000
EDA Eng/Design/Admin	600,000	0	600,000	0	600,000	600,000	0	0	0	0	600,000
Expenditure Totals:	7,560,000	0	7,560,000	0	7,560,000	7,560,000	0	0	0	0	7,560,000

Fund Balance Required	Budget+Prop. Inc./Dec.	Available+Prop. Inc./Dec.
Sewer Operations Fund-4210	7,560,000	7,560,000

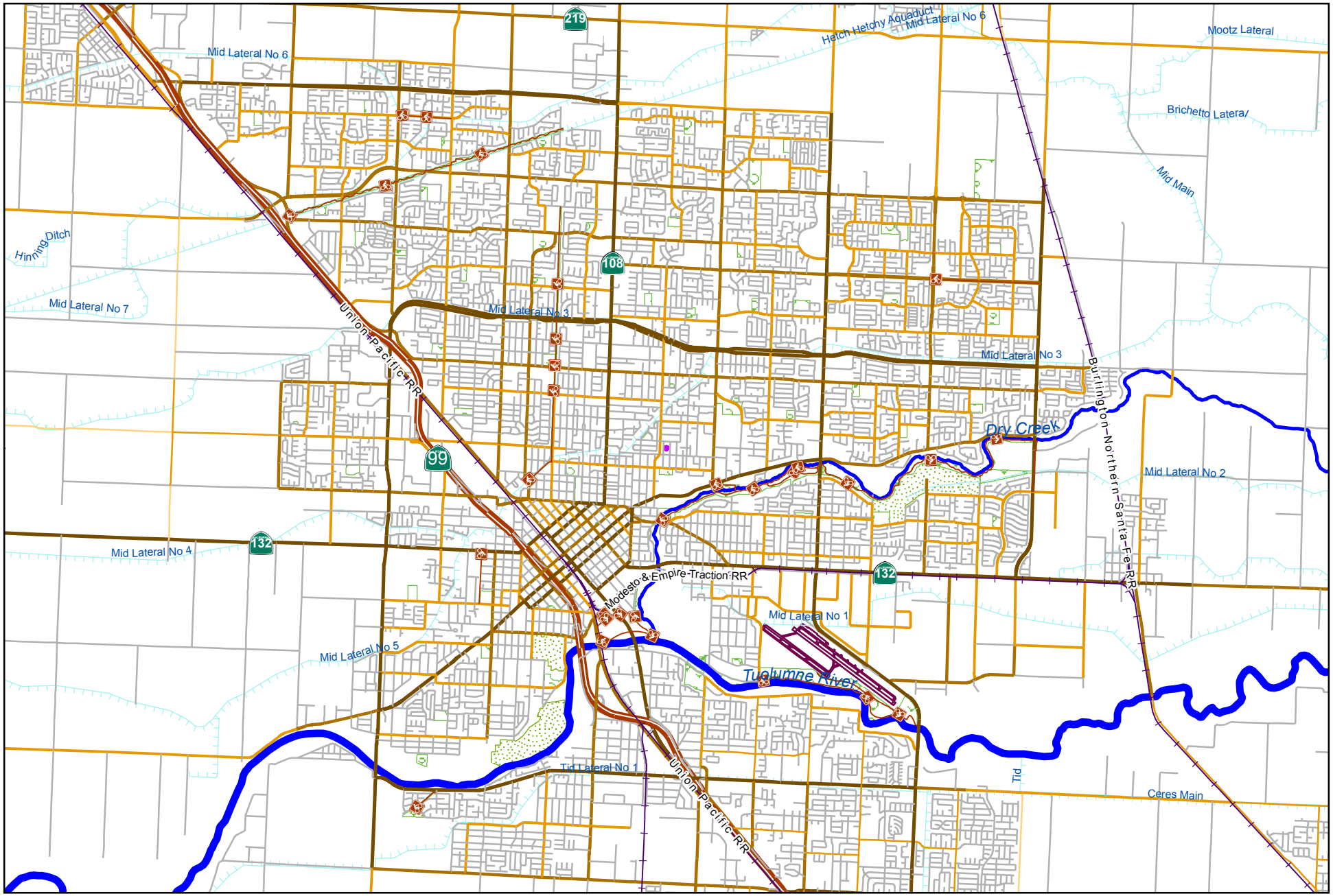

0 5,500 11,000
Feet

City of Modesto

Project #: 101100

UTL - Crows Landing Sewer Trunk

MODESTO CALIFORNIA

UTL - Crows Landing Sewer Trunk

101100

Capital Unsponsored

Cost Center:	49999	*Category:*	Wastewater	*Start Date:*	2019
Hosting Fund:	Sewer Operations Fund-4210	*Type Class:*	Wastewater Utility	*End Date:*	2021
Element Listing:	Comm Svcs & Fac	*Area:*	Within City	*Status:*	Active
Classification:	Improvements	*Manager:*	Ciotau, Cristian C	*Const. Code:*	Under Construction

Proj Desc: Abandon old trunk and reroute new trunk.

Proj Stat: Under construction. Anticipated construction completion in Summer of 2020.

Expenditures	Budget	Actual+Commit	Available	Prop. Inc./Dec. for 20-21	Budget+Prop. Inc./Dec.	Avail.+Prop. Inc./Dec.	21-22	22-23	23-24	24-25	Total Budgeted up to 2025
CA Construction Admin	258,663	272,497	-13,834	0	258,663	-13,834	0	0	0	0	258,663
CON Construction	2,976,842	2,977,062	-220	0	2,976,842	-220	0	0	0	0	2,976,842
CTGY-CIP Contingency - CIP	297,684	0	297,684	0	297,684	297,684	0	0	0	0	297,684
EDA Eng/Design/Admin	139,913	36,479	103,434	0	139,913	103,434	0	0	0	0	139,913
Expenditure Totals:	3,673,102	3,286,037	387,065	0	3,673,102	387,065	0	0	0	0	3,673,102

Fund Balance Required	Budget+Prop. Inc./Dec.	Available+Prop. Inc./Dec.
Sewer Operations Fund-4210	3,673,102	387,065

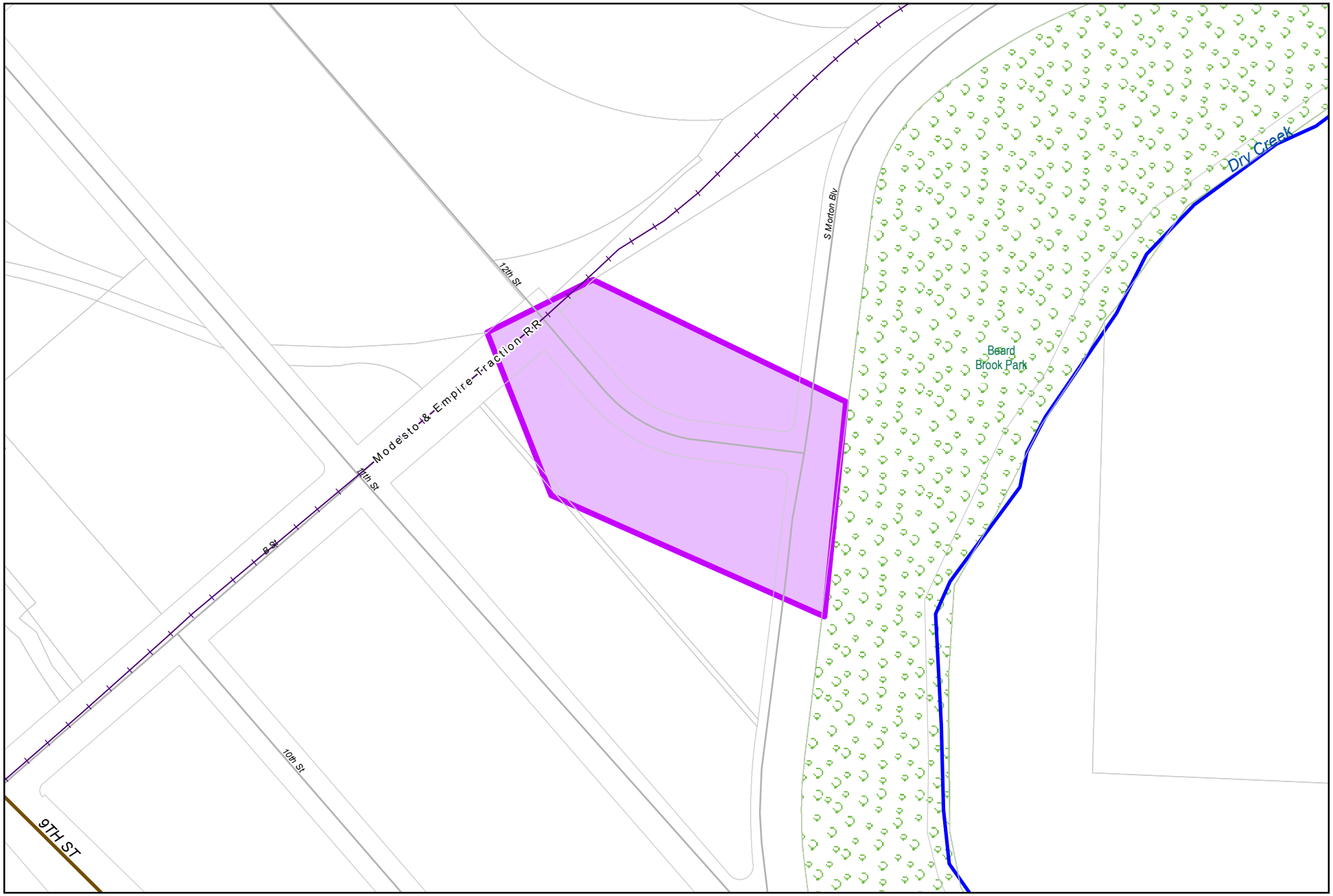

0 195 390
Feet

City of Modesto

Project #: 101101

UTL - SF CSL Trunk Replacement

MODESTO
CALIFORNIA

UTL - SF CSL Trunk Replacement

101101

Capital Unsponsored

Cost Center:	49999	*Category:*	Wastewater	*Start Date:*	2018
Hosting Fund:	Sewer Operations Fund-4210	*Type Class:*	Wastewater Utility	*End Date:*	2021
Element Listing:	Comm Svcs & Fac	*Area:*	Within City	*Status:*	Active
Classification:	Improvements	*Manager:*	Ciotau, Cristian C	*Const. Code:*	Not Awarded

Proj Desc: Project will replace cannery segregation trunk line on 11th Street.

Proj Stat: Construction anticipated fall 2020.

Expenditures	Budget	Actual+Commit	Available	Prop. Inc./Dec. for 20-21	Budget+Prop. Inc./Dec.	Avail.+Prop. Inc./Dec.	21-22	22-23	23-24	24-25	Total Budgeted up to 2025
CA Construction Admin	66,000	0	66,000	0	66,000	66,000	0	0	0	0	66,000
CON Construction	550,000	0	550,000	0	550,000	550,000	0	0	0	0	550,000
CTGY-CIP Contingency - CIP	55,000	0	55,000	0	55,000	55,000	0	0	0	0	55,000
EDA Eng/Design/Admin	66,000	17,324	48,676	0	66,000	48,676	0	0	0	0	66,000
Expenditure Totals:	737,000	17,324	719,676	0	737,000	719,676	0	0	0	0	737,000

Fund Balance Required	Budget+Prop. Inc./Dec.	Available+Prop. Inc./Dec.
Sewer Operations Fund-4210	737,000	719,676

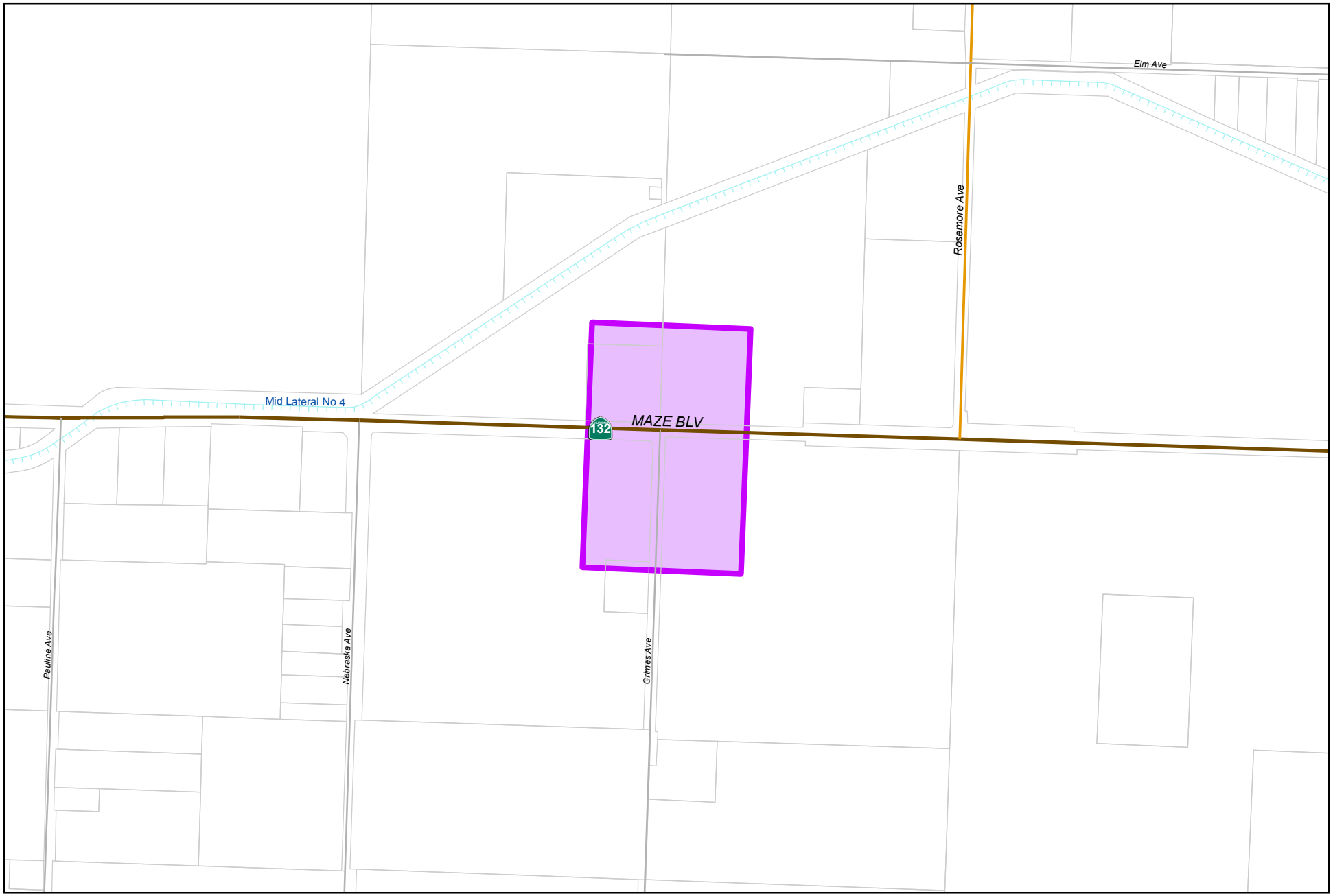

City of Modesto

Project #: 101102

UTL - West Trunk Crossing HWY 132

0 500 1,000
Feet

N

MODESTO
CALIFORNIA

UTL - West Trunk Crossing HWY 132

101102

Capital Unsponsored

Cost Center:	49999	*Category:*	Wastewater	*Start Date:*	2019
Hosting Fund:	Sewer Operations Fund-4210	*Type Class:*	Wastewater Utility	*End Date:*	2020
Element Listing:	Comm Svcs & Fac	*Area:*	Within City	*Status:*	Active
Classification:	Improvements	*Manager:*	Ciotau, Cristian C	*Const. Code:*	Under Construction

Proj Desc: Project will replace the west trunk at the proposed HWY 132 crossing.

Proj Stat: Under Construction.

Expenditures	Budget	Actual+Commit	Available	Prop. Inc./Dec. for 20-21	Budget+Prop. Inc./Dec.	Avail.+Prop. Inc./Dec.	21-22	22-23	23-24	24-25	Total Budgeted up to 2025
CA Construction Admin	136,000	0	136,000	0	136,000	136,000	0	0	0	0	136,000
CON Construction	1,700,000	0	1,700,000	0	1,700,000	1,700,000	0	0	0	0	1,700,000
CTGY-CIP Contingency - CIP	136,000	0	136,000	0	136,000	136,000	0	0	0	0	136,000
EDA Eng/Design/Admin	155,000	146,833	8,167	0	155,000	8,167	0	0	0	0	155,000
Expenditure Totals:	2,127,000	146,833	1,980,167	0	2,127,000	1,980,167	0	0	0	0	2,127,000

Fund Balance Required	Budget+Prop. Inc./Dec.	Available+Prop. Inc./Dec.
Sewer Operations Fund-4210	2,127,000	1,980,167

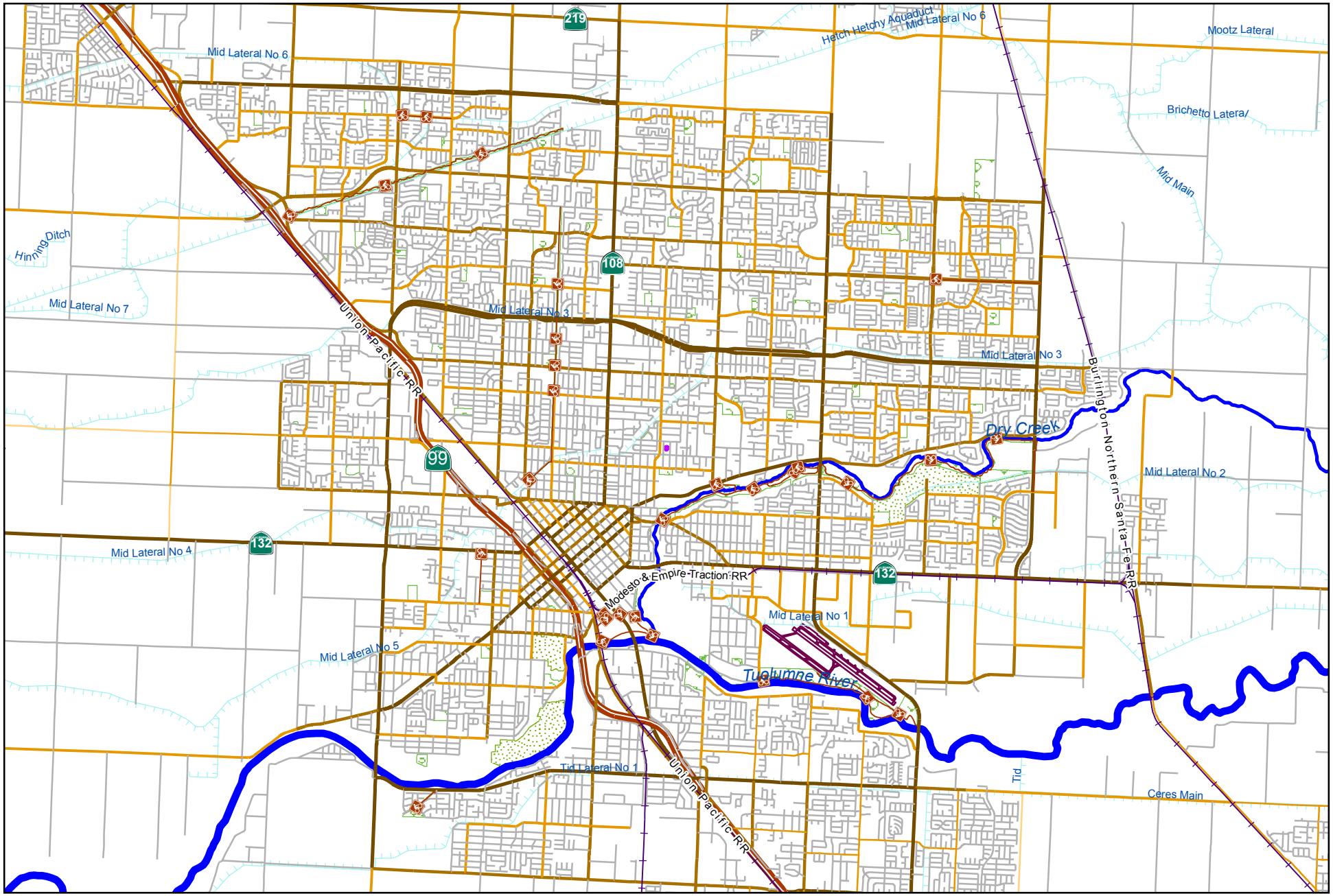

0 5,500 11,000
Feet

City of Modesto

Project #: 101103

UTL - River Trunk Section Repair

MODESTO CALIFORNIA

UTL - River Trunk Section Repair

101103

Capital Unsponsored

Cost Center:	49999	*Category:*	Wastewater	*Start Date:*	2019
Hosting Fund:	Sewer Operations Fund-4210	*Type Class:*	Wastewater Utility	*End Date:*	2022
Element Listing:	Comm Svcs & Fac	*Area:*	Within City	*Status:*	Active
Classification:	Improvements	*Manager:*	Ciotau, Cristian C	*Const. Code:*	Not Awarded

Proj Desc: Replace approximately 5,200 ft of damaged and temporary fixed river trunk and soil remediation.

Proj Stat: Design to begin Summer 2020. Construction anticipated Summer 2021.

Expenditures	Budget	Actual+Commit	Available	Prop. Inc./Dec. for 20-21	Budget+Prop. Inc./Dec.	Avail.+Prop. Inc./Dec.	21-22	22-23	23-24	24-25	Total Budgeted up to 2025
CA Construction Admin	100,000	0	100,000	0	100,000	100,000	0	0	0	0	100,000
CON Construction	1,000,000	0	1,000,000	0	1,000,000	1,000,000	0	0	0	0	1,000,000
CTGY-CIP Contingency - CIP	100,000	0	100,000	0	100,000	100,000	0	0	0	0	100,000
EDA Eng/Design/Admin	100,000	0	100,000	0	100,000	100,000	0	0	0	0	100,000
Expenditure Totals:	1,300,000	0	1,300,000	0	1,300,000	1,300,000	0	0	0	0	1,300,000

Fund Balance Required	Budget+Prop. Inc./Dec.	Available+Prop. Inc./Dec.
Sewer Operations Fund-4210	1,300,000	1,300,000

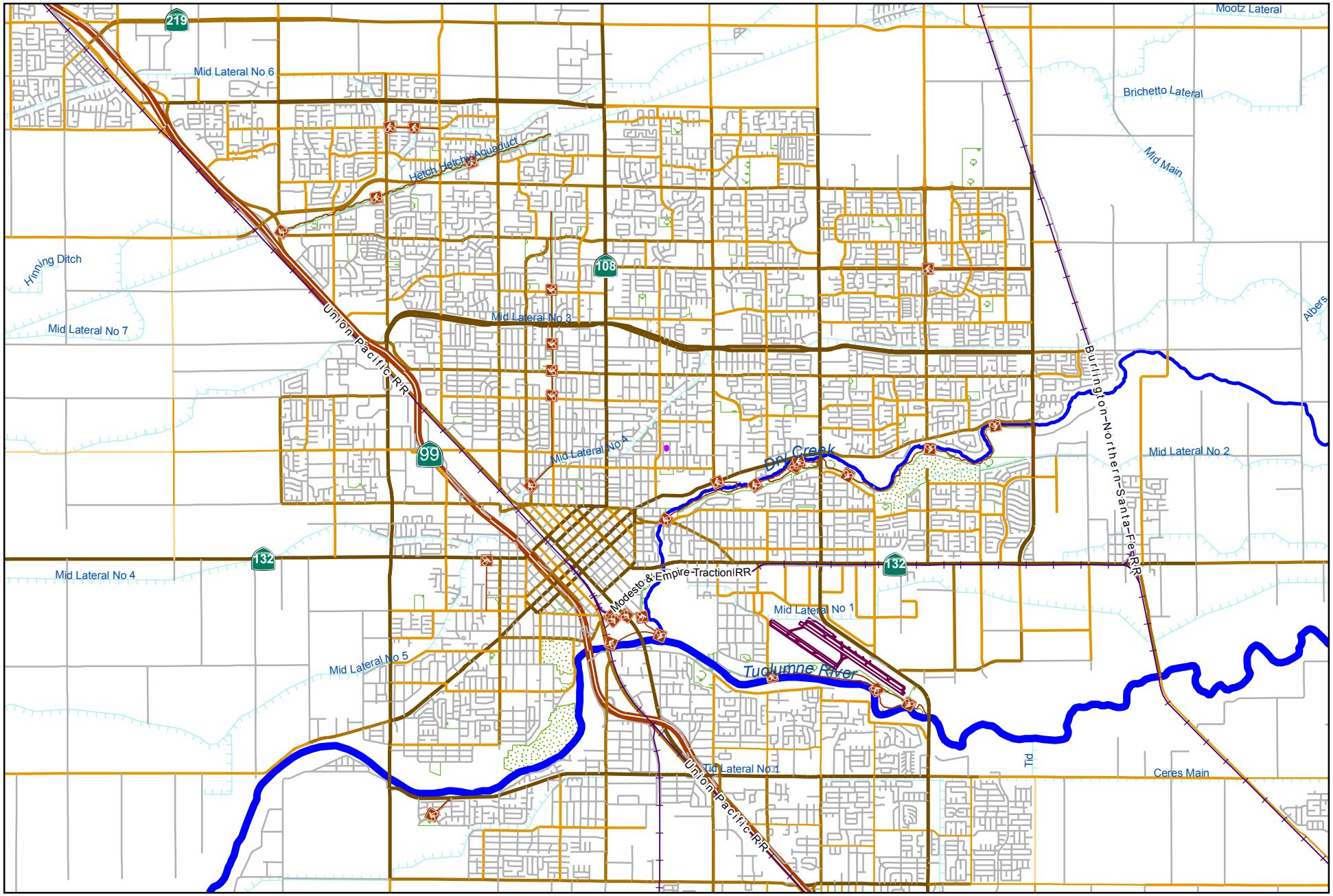

City of Modesto

Project #: 101189

UTL - Arc-Flush Study

0 5,500 11,000

Feet

MODESTO CALIFORNIA

UTL - Arc-Flush Study

101189

Capital Unsponsored

Cost Center:	UPP - Capital Projects-49999	*Category:*	Wastewater	*Start Date:*	2019
Hosting Fund:	Sewer Operations Fund-4210	*Type Class:*	Wastewater Utility	*End Date:*	2021
Element Listing:	Comm Svcs & Fac	*Area:*	System Wide	*Status:*	New
Classification:	Maintenance	*Manager:*	Ciotau, Cristian C	*Const. Code:*	Not Awarded

Proj Desc: Arc Flush Study is necessary to be performed on all the City facilities containing electrical facilities, in accordance with OSHA regulations. An arc flush study will be performed on 33 various lift stations throughout the City. This CIP will also include support for coordinating primary metering requirements with MID at Sutter WWTP.

Proj Stat: This project is in the design phase, construction is anticipated to begin in summer of 2020.

Expenditures	Budget	Actual+Commit	Available	Prop. Inc./Dec. for 20-21	Budget+Prop. Inc./Dec.	Avail.+Prop. Inc./Dec.	21-22	22-23	23-24	24-25	Total Budgeted up to 2025
CA Construction Admin	10,000	0	10,000	0	10,000	10,000	0	0	0	0	10,000
CCF City Construct Force	100,000	0	100,000	0	100,000	100,000	0	0	0	0	100,000
CTGY-CIP Contingency - CIP	25,000	0	25,000	0	25,000	25,000	0	0	0	0	25,000
EDA Eng/Design/Admin	65,000	190	64,810	0	65,000	64,810	0	0	0	0	65,000
Expenditure Totals:	200,000	190	199,810	0	200,000	199,810	0	0	0	0	200,000

Fund Balance Required	Budget+Prop. Inc./Dec.	Available+Prop. Inc./Dec.
Sewer Operations Fund-4210	200,000	199,810

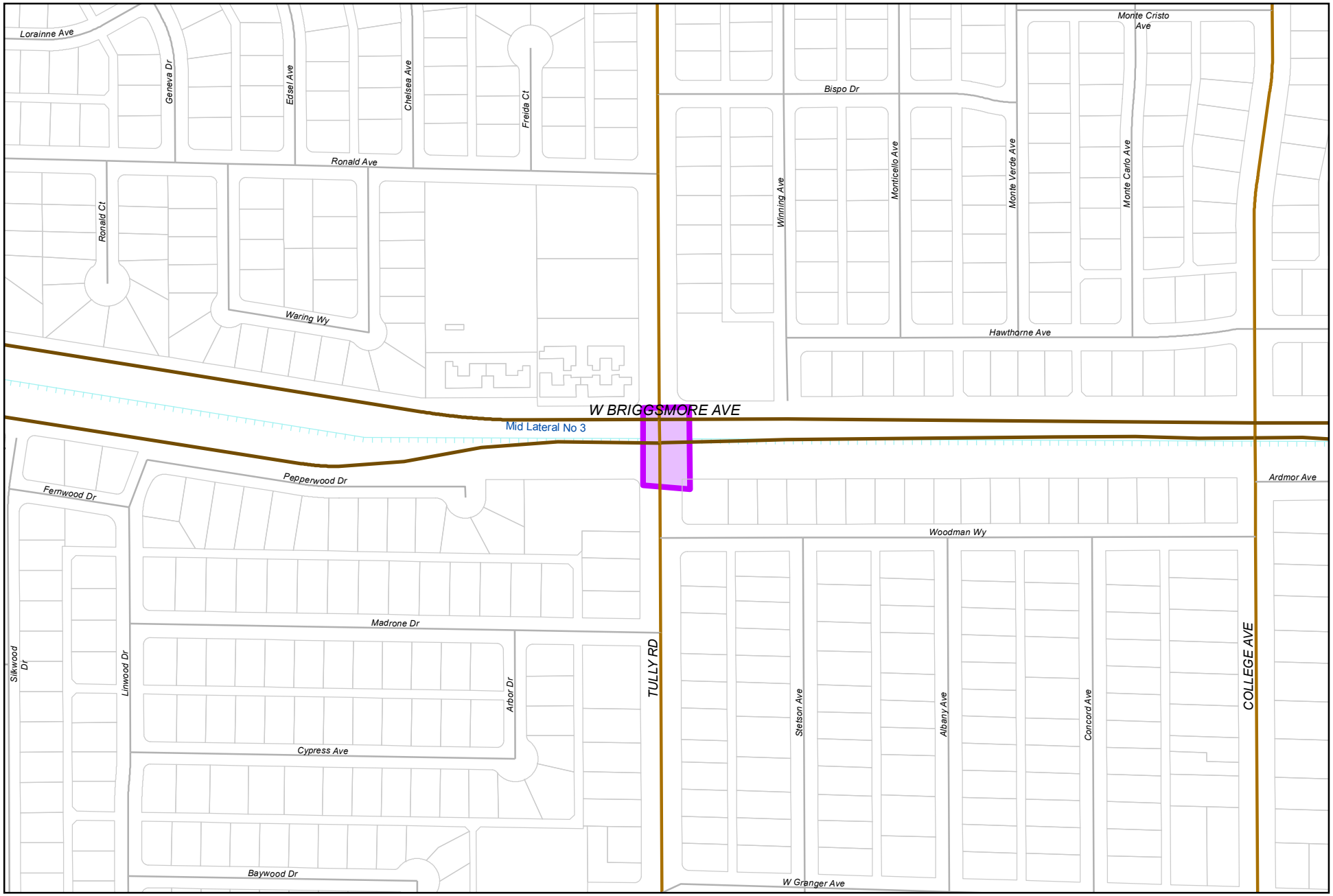

0 270 540
Feet

City of Modesto

Project #: 101201

UTL - Sewer Line Replacment - Tully and Briggsmore

MODESTO CALIFORNIA

UTL - Sewer Line Replacment - Tully and Briggsmore

101201

Capital Unsponsored

Cost Center:	UPP - Capital Projects-49999	*Category:*	Wastewater	*Start Date:*	2020
Hosting Fund:	Sewer Operations Fund-4210	*Type Class:*	Wastewater Utility	*End Date:*	2022
Element Listing:	Comm Svcs & Fac	*Area:*	System Wide	*Status:*	New
Classification:	Maintenance	*Manager:*	Ciotau, Cristian C	*Const. Code:*	New or Future

Proj Desc: This CIP will replace a segment of the existing sewer line (approximately 110 LF) located in Tully and Briggsmore. The existing rubberized 30" diameter steel pipe is running at 90% capacity and the rubberized liner is deteriorating and falling off. The existing line will be replaced with a new sewer line in accordance with City standard specifications.

Proj Stat: New

Expenditures	Budget	Actual+Commit	Available	Prop. Inc./Dec. for 20-21	Budget+Prop. Inc./Dec.	Avail.+Prop. Inc./Dec.	21-22	22-23	23-24	24-25	Total Budgeted up to 2025
CA Construction Admin	35,000	0	35,000	0	35,000	35,000	0	0	0	0	35,000
CON Construction	300,000	0	300,000	0	300,000	300,000	0	0	0	0	300,000
CTGY-CIP Contingency - CIP	40,000	0	40,000	0	40,000	40,000	0	0	0	0	40,000
EDA Eng/Design/Admin	45,000	0	45,000	0	45,000	45,000	0	0	0	0	45,000
Expenditure Totals:	420,000	0	420,000	0	420,000	420,000	0	0	0	0	420,000

Fund Balance Required	Budget+Prop. Inc./Dec.	Available+Prop. Inc./Dec.
Sewer Operations Fund-4210	420,000	420,000

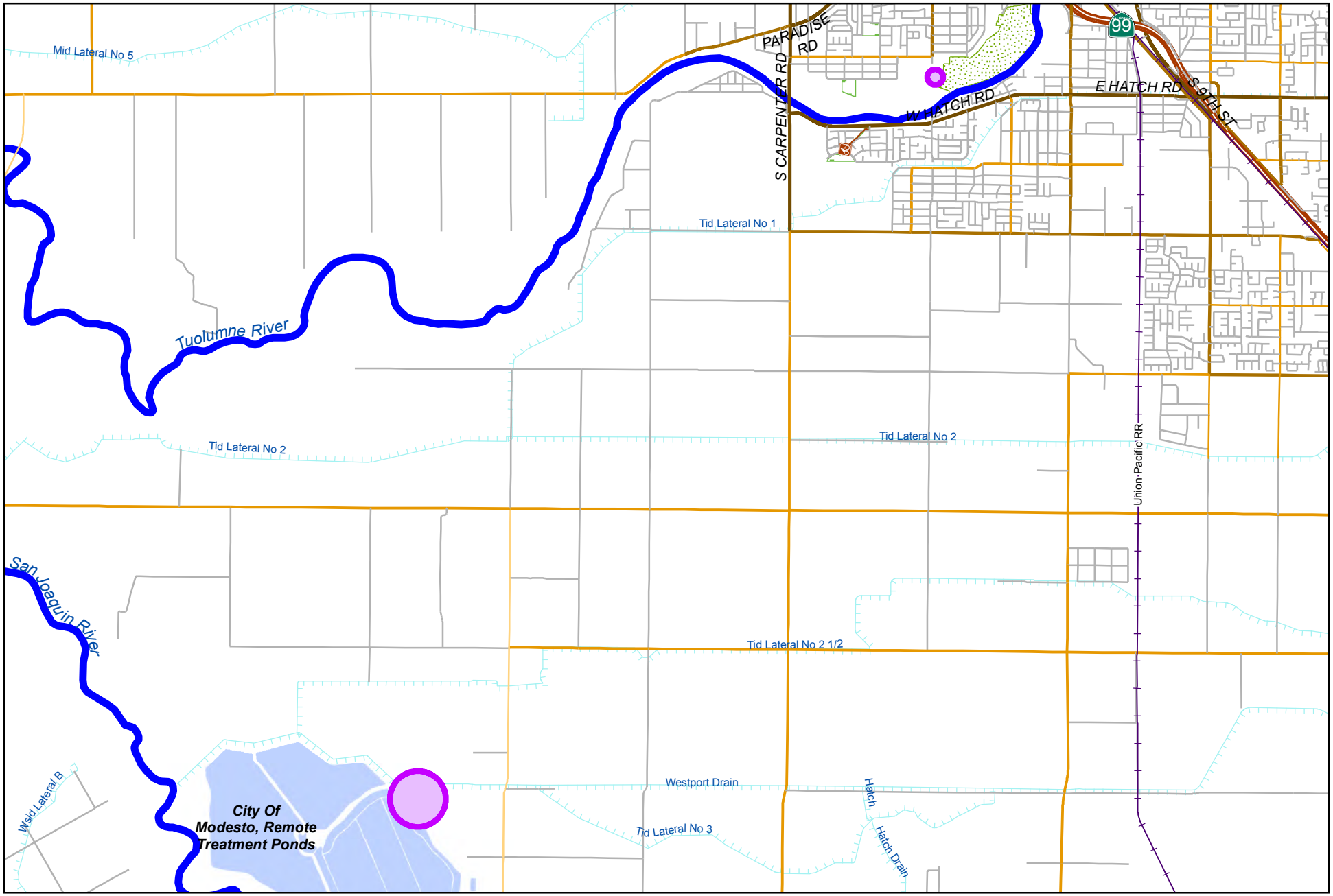

0 4,600 9,200
Feet

City of Modesto

Project #: 101202

UTL - ATS Replacement - Sutter WWTP

MODESTO
CALIFORNIA

UTL - ATS Replacement - Sutter WWTP

101202

Capital Unsponsored

Cost Center:	UPP - Capital Projects-49999	*Category:*	Wastewater	*Start Date:*	2020
Hosting Fund:	Sewer Operations Fund-4210	*Type Class:*	Wastewater Utility	*End Date:*	2022
Element Listing:	Comm Svcs & Fac	*Area:*	System Wide	*Status:*	New
Classification:	Replacement	*Manager:*	Ciotau, Cristian C	*Const. Code:*	New or Future

Proj Desc: The AST replacement CIP project at the Sutter WWTP will replace the existing (4) automatic transfer switches and (1) manual transfer switch with new ATSs; Upgrading obsolete equipment that is no longer supported by the manufacture for parts.

Proj Stat: New

Expenditures	Budget	Actual+Commit	Available	Prop. Inc./Dec. for 20-21	Budget+Prop. Inc./Dec.	Avail.+Prop. Inc./Dec.	21-22	22-23	23-24	24-25	Total Budgeted up to 2025
CA Construction Admin	60,000	0	60,000	0	60,000	60,000	0	0	0	0	60,000
CC Consultant Charges	25,000	0	25,000	0	25,000	25,000	0	0	0	0	25,000
CON Construction	500,000	0	500,000	0	500,000	500,000	0	0	0	0	500,000
CTGY-CIP Contingency - CIP	50,000	0	50,000	0	50,000	50,000	0	0	0	0	50,000
EDA Eng/Design/Admin	15,000	0	15,000	0	15,000	15,000	0	0	0	0	15,000
Expenditure Totals:	650,000	0	650,000	0	650,000	650,000	0	0	0	0	650,000

Fund Balance Required	Budget+Prop. Inc./Dec.	Available+Prop. Inc./Dec.
Sewer Operations Fund-4210	650,000	650,000

SYSTEM OVERVIEW

The City of Modesto's regional water system supplies water to communities within Stanislaus County, which include Modesto, Empire, Salida, Del Rio, Grayson and portions of Ceres and Turlock. The City is responsible for 8 separate water systems, with 75 active wells, and 900 miles of water mains. Water wells range in depth from 250-500 feet. Modesto's well water (groundwater) is obtained from a confined aquifer, which is located below an extensive layer of clay.

Since 1995, the City has supplemented its groundwater supply with treated surface water purchased from the Modesto Regional Water Treatment Plant (MRWTP), which is maintained and operated by the Modesto Irrigation District (MID). The MRWTP currently has the capacity to provide up to 60 MGD of treated surface water per day. Within the City of Modesto and its vicinity, water from both groundwater wells and the MRWTP goes directly into the City's contiguous distribution system. Conjunctive use of both surface water and groundwater has ensured delivery of safe, reliable drinking water to the Modesto area, while minimizing the impact to the groundwater supply and allowing groundwater levels to stabilize. During drought conditions that would cause a surface water curtailment from MID, the City increases pumping of the groundwater wells throughout the City's water system to make up the difference throughout the year, especially in high demand months from the spring to early fall. In the outlying systems solely served by groundwater, water from the wells enters directly into the distribution system to serve area customers.

The water system also currently includes eleven active storage tanks, with over 22 million gallons of combined storage capacity. An additional .25 MG capacity tank and pump station in Del Rio is schedule to go online summer of 2020. Two additional separate tanks, maintained by the MID, provides the system with additional storage capacity of up to 10 million gallons.

City staff has completed a Water Master Plan (WMP) and is in the final stages of completing the associated Environmental Impact Report (EIR). This WMP will be used for both short and long-range planning, and will provide an updated evaluation of the water system to assess its current condition and future capabilities. The resulting WMP will clearly identify feasible projects to ensure that a reliable quantity and quality of water will be provided to existing and future customers for years to come. It will also be a key supporting document in the updating of the City's General Plan to help guide new development and future water rate/capacity charge studies.

HIGHLIGHTS

The FY 2020-21 Capital Improvement Program emphasizes the City's commitment to meet both the current and long-range water needs of the community. New wells, tanks, water mains, wellhead treatment, water meters and other system improvements will enhance capacity and delivery.

Funding for the City water system operations and ongoing capital improvement water projects depends largely on the revenue received from collected water rates and water connection fees.

The City's water system faces significant challenges, including drought impacts, loss of wells from contamination and water pressure concerns in older areas of the system. In addition, the state-mandated metering program is on schedule to meet AB 2572 by the 2025 deadline. Upon completion, all services will be metered with automated meter reading and customers billed by volume usage.

MAJOR ACCOMPLISHMENTS

Completed projects:

- Strengthen and replacement of the deficient water mains in areas within the City's water system including Martin Luther King Jr. Drive and Bermuda Ave neighborhoods
- Drilling of Well 71 and Well 72
- Construction of Well 67 (Grogan Park Well)
- Construction of 20 Groundwater Monitoring Wells
- Construction completed on Water Corporation Yard, the City's first design build vertical construction project

Ongoing Activities:

- Continuation of the Meter Installation Program throughout Modesto. As of April 2020, over 95% of the system is metered and billed by volume usage
- Modification of the Residential Turf Replacement, Smart Irrigation Controller, Drip Irrigation, High Efficiency Toilet, and Washing Machine Rebate Programs have been implemented
- Elimination of High Efficiency Nozzles and Rain Barrel Programs due to low participation
- Addition of the Commercial Turf Replacement Program
- Nitrate removal treatment of Well 282
- Construction of the 0.25 million gallon Del Rio Tank 14, Well 68, Pump Station and GAC Treatment System
- Construction of Surface Improvements for Del Rio Well 70
- Kansas Avenue 12-inch Water Main Upgrade for the Kansas House
- Carpenter Road Water Extension as part of the State Route 132 Improvement Project

Various water projects are scheduled to begin construction by FY 2020-21:

- Flush lines for various well sites.
- Surface Improvements for Wells 69 & 71
- Continuing the strengthening and replacement of deficient water mains throughout the Modesto water system, including the areas within the Spencer Avenue & Highway Village Neighborhood.
- Yosemite Water Valves Maintenance Project
- Tank 5 & 12 Recoat Projects

The following major projects are in the design phase:

- La Loma Neighborhood Phase 2C Strengthen & Replace Project
- La Loma Neighborhood Phase 3A Strengthen & Replace Project
- Empire Service Area Phase 1 Strengthen & Replace Project
- Sutter Avenue Neighborhood Strengthen & Replace Project
- Sunrise Avenue Water Mains

Water studies for future projects currently ongoing and/or being completed:

- Groundwater Contaminants Remediation/Feasibility Study
- Three Groundwater Sustainability Plans

POLICY ISSUES

In 2006 the City Council approved a modified comprehensive plan to install meters throughout the Modesto water service area. This is a state-mandated, long-term plan that was originally approved in Fiscal Year 2005, and will be completed by 2022 at an estimated total project cost of $50 million. Currently, over 71,000 meters with automated readers have been installed.

The five-year water rate plan, adopted in August 2016, will expire at the end of FY 20-21. City staff is actively monitoring the water fund to ensure that the City meets the revenue requirements for capital projects and adopted financial policies.

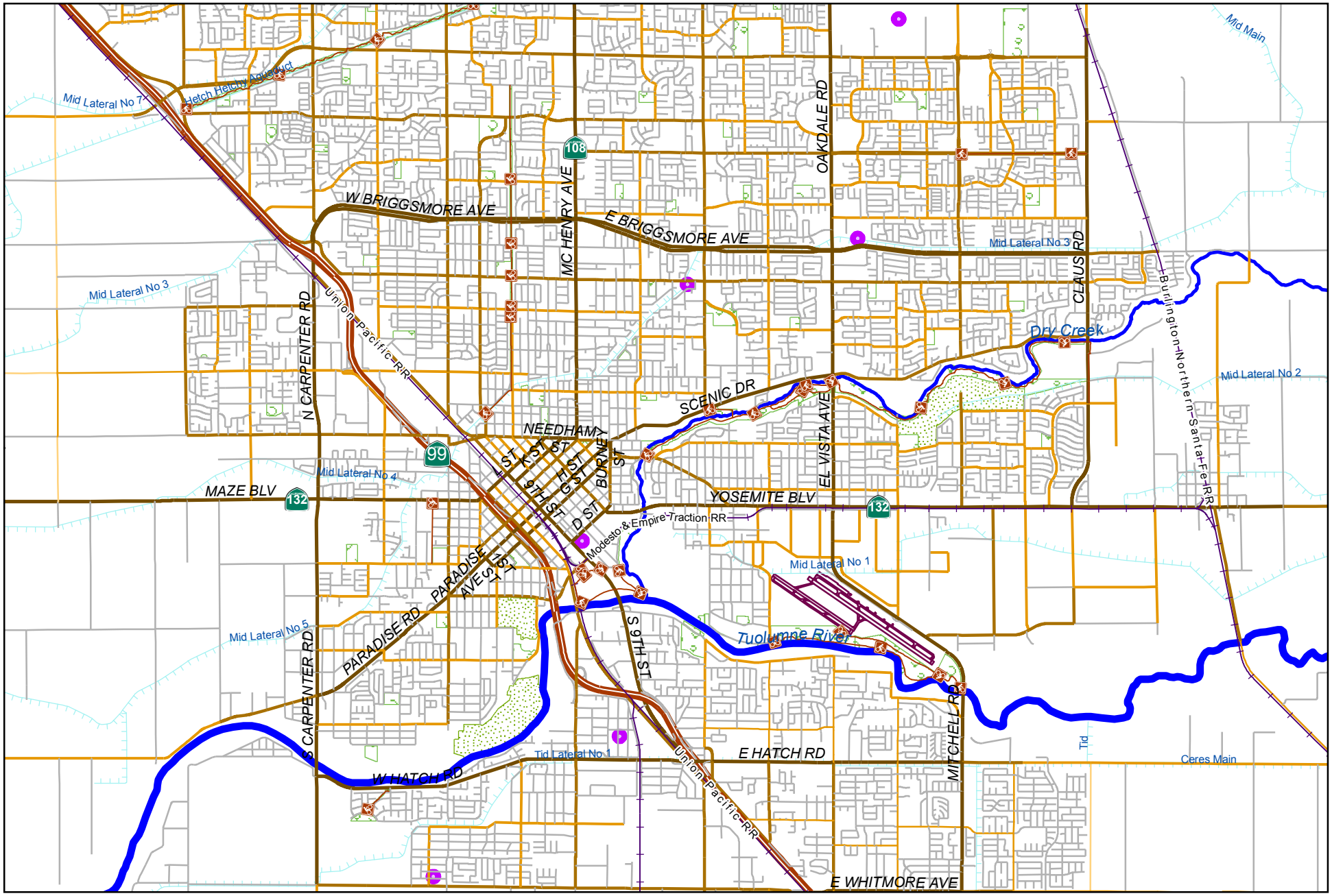

City of Modesto

Project #: 100350

PW - Water System Security Enchancement

0 4,950 9,900
Feet

PW - Water System Security Enchancement

100350

Capital Unsponsored

Cost Center:	59999	*Category:*	Water	*Start Date:*	2009
Hosting Fund:	Water Fund - CIP Projects-4180	*Type Class:*	Maintenance	*End Date:*	Ongoing
Element Listing:	Comm Svcs & Fac	*Area:*	System Wide	*Status:*	Active
Classification:	Improvements	*Manager:*	Savidge, David L	*Const. Code:*	Under Construction

Proj Desc: Water system security improvements were identified in the March 2003 Water System Vulnerability Assessment (VA) Plan, which was completed to comply with the Public Health Security and Bioterrorism Response Act of 2001. Fencing installations and security signage, locks, lights and cameras are planned for well and tank sites throughout the water system.

Proj Stat: Several fence installations have been completed on sites with chlorine equipment. More fencing, as well as security signs, locks, lights and cameras are planned for FY 20/21.

Revenues	Budget	Actuals+Commit	Available	Prop. Inc./Dec. for 20-21	Bud + Prop. Incr/Decr	Avail.+ Prop. Incr/Decr	21-22	22-23	23-24	24-25	Total Budgeted up to 2025
64100 Transfer In from Fund 4100	347,783	347,783	0	0	347,783	0	0	0	0	0	347,783
Revenue Totals:	347,783	347,783	0	0	347,783	0	0	0	0	0	347,783

Expenditures	Budget	Actual+Commit	Available	Prop. Inc./Dec. for 20-21	Budget+Prop. Inc./Dec.	Avail.+Prop. Inc./Dec.	21-22	22-23	23-24	24-25	Total Budgeted up to 2025
CCF City Construction Fo	525,000	318,717	206,283	-75,000	450,000	131,283	100,000	100,000	100,000	100,000	850,000
EDA Eng/Design/Admin	0	0	0	0	0	0	0	0	0	0	0
PA Primary Approp	2,882	2,882	0	0	2,882	0	0	0	0	0	2,882
Expenditure Totals:	527,882	321,600	206,282	-75,000	452,882	131,282	100,000	100,000	100,000	100,000	852,882

Fund Balance Required	Budget+Prop. Inc./Dec.	Available+Prop. Inc./Dec.
Water Fund - CIP Projects-4180	105,099	131,282

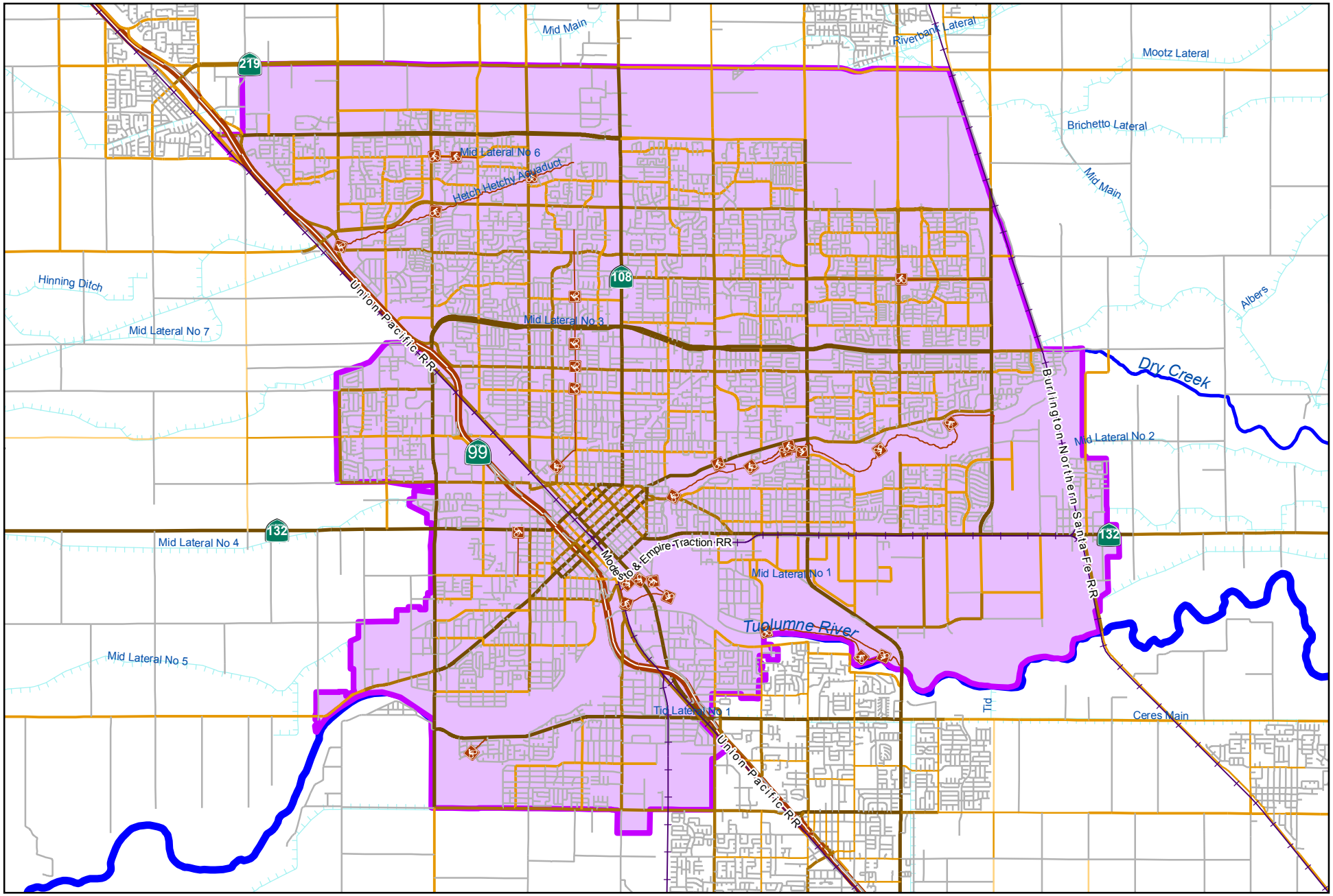

City of Modesto

Project #: 100357

PW - Modesto System Improvements

0 6,500 13,000
Feet

MODESTO
CALIFORNIA

PW - Modesto System Improvements (100331)

100357

Capital Unsponsored

Cost Center:	59999	*Category:*	Water	*Start Date:*	2006
Hosting Fund:	Water Fund - CIP Projects-4180	*Type Class:*	Water	*End Date:*	Ongoing
Element Listing:	Comm Svcs & Fac	*Area:*	Within City	*Status:*	Active
Classification:	Improvements	*Manager:*	Savidge, David L	*Const. Code:*	Under Construction

Proj Desc: This project is to replace and upgrade deficient water mains and relocate water hydrants within the City of Modesto and outlying areas of the City water system. These are smaller projects including easement abandonments and other water line work which may be necessary due to work being done by other City departments or outside agencies.

Proj Stat: There are several easement abandonment projects and flush lines planned for FY20-21. The City has contracted with an outside firm to do some of the work and other small projects will be completed by in-house Construction crews.

Revenues	Budget	Actuals+Commit	Available	Prop. Inc./Dec. for 20-21	Bud + Prop. Incr/Decr	Avail.+ Prop. Incr/Decr	21-22	22-23	23-24	24-25	Total Budgeted up to 2025
47020 Refunds, Damages, and Cost Recovery	42,826	72,460	-29,634	0	42,826	-29,634	0	0	0	0	42,826
Revenue Totals:	42,826	72,460	-29,634	0	42,826	-29,634	0	0	0	0	42,826

Expenditures	Budget	Actual+Commit	Available	Prop. Inc./Dec. for 20-21	Budget+Prop. Inc./Dec.	Avail.+Prop. Inc./Dec.	21-22	22-23	23-24	24-25	Total Budgeted up to 2025
CA Construction Admin	42,516	25,722	16,794	10,000	52,516	26,794	10,000	10,000	10,000	10,000	92,516
CA - EV Construction Admin	26,500	26,342	158	0	26,500	158	0	0	0	0	26,500
CCF City Construct Force	5,311,447	4,093,112	1,218,335	890,000	6,201,447	2,108,335	1,390,000	1,390,000	1,390,000	1,390,000	11,761,447
CCF - EV City Construct Force	8,000	205	7,796	0	8,000	7,796		0	0	0	8,000
CON Construction	254,655	253,763	892	0	254,655	892	0	0	0	0	254,655
CON - EV Construction	169,904	169,904	0	0	169,904	0	0	0	0	0	169,904
CTGY - EV Contingency - CIP	5,990	3,949	2,041	0	5,990	2,041	0	0	0	0	5,990
EDA Eng/Design/Admin	372,385	399,787	-27,402	100,000	472,385	72,598	100,000	100,000	100,000	100,000	872,385
EDA - EV Eng/Design/Admin	2,500	4,018	-1,518	0	2,500	-1,518	0	0	0	0	2,500
Expenditure Totals:	6,193,897	4,976,802	1,217,095	1,000,000	7,193,897	2,217,095	1,500,000	1,500,000	1,500,000	1,500,000	13,193,897

Fund Balance Required	Budget+Prop. Inc./Dec.	Available+Prop. Inc./Dec.
Water Fund - CIP Projects-4180	7,151,071	2,246,728

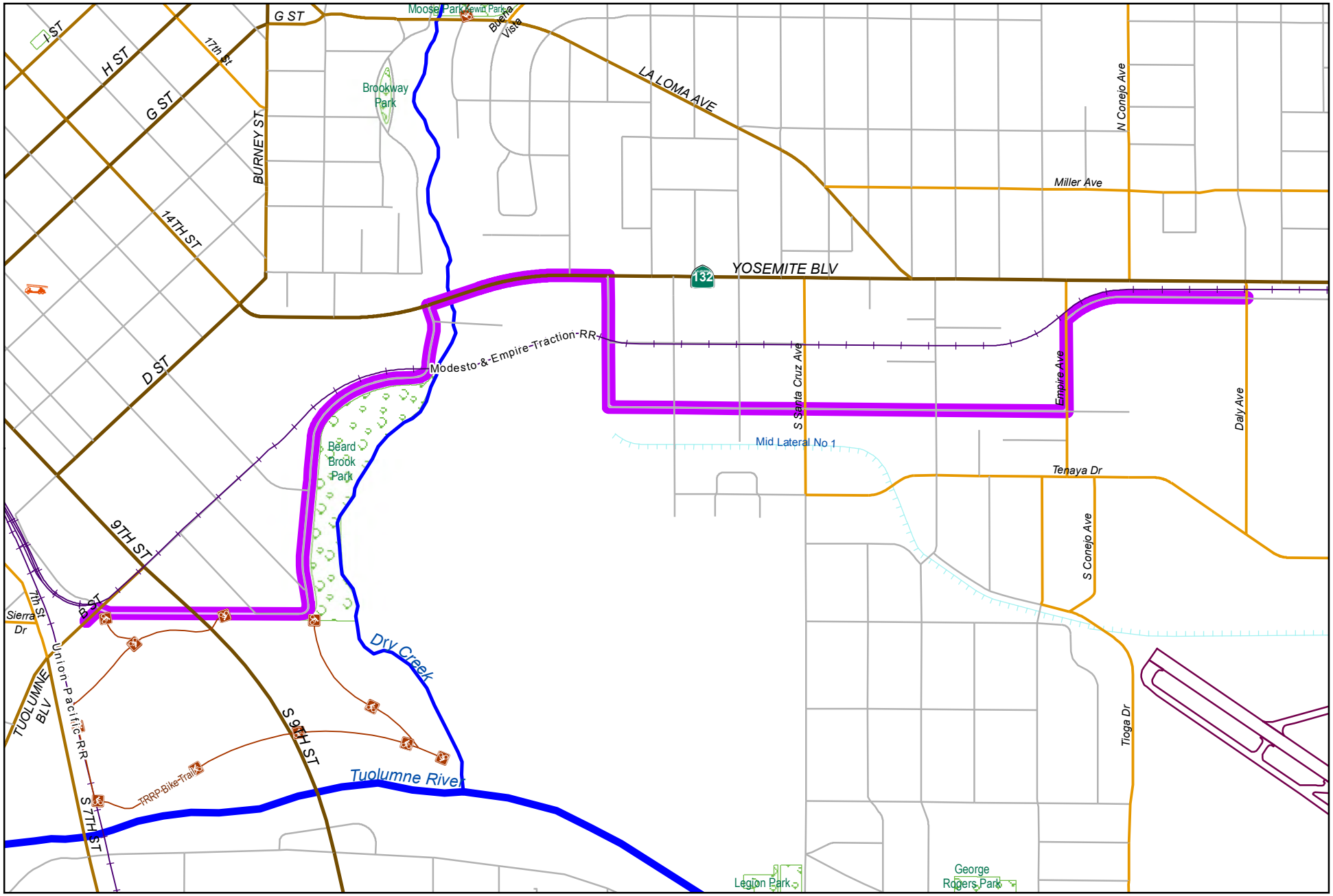

0 900 1,800
Feet

City of Modesto

Project #: 100467

UPP - DSI Yosemite Transmission Main

MODESTO CALIFORNIA

UPP - DSI Yosemite Transmission Main (100464)

100467

Capital Unsponsored

Cost Center:	49999	*Category:*	Water	*Start Date:*	2007
Hosting Fund:	Water Fund - CIP Projects-4180	*Type Class:*	Water	*End Date:*	2023
Element Listing:	Comm Svcs & Fac	*Area:*	System Wide	*Status:*	Active
Classification:	Improvements	*Manager:*	Davalos, Robert	*Const. Code:*	Not Awarded

Proj Desc: This project will provide funding for the design, bid and construction of approximately 14,000 linear feet of 16-inch transmission main from the intersection of 7th/B St; in S. Morton, Yosemite Blvd, S. Santa Rosa, Mono Dr., Empire Ave and Lapham Dr to the intersection of Lapham and Spenker. Construction funding for the Industrial Tank and Pump Station is in Project Account 100475. Design and construction for a portion of the Industrial Tank Mains installed in Codoni Road is in Project Account 100672.

Proj Stat: Design is at 95% complete. The project is not needed until the construction of the Industrial Tank has been completed. Construction deferred until funds available.

Revenues	Budget	Actuals+Commit	Available	Prop. Inc./Dec. for 20-21	Bud + Prop. Incr/Decr	Avail.+ Prop. Incr/Decr	21-22	22-23	23-24	24-25	Total Budgeted up to 2025
47020 Refunds, Damages, and Cost Recovery	182	183	-1	0	182	-1	0	0	0	0	182
80501 Reserve - Bond Financing	3,000,000	0	3,000,000	0	3,000,000	3,000,000	0	0	0	0	3,000,000
Revenue Totals:	3,000,182	183	2,999,999	0	3,000,182	2,999,999	0	0	0	0	3,043,008

Expenditures	Budget	Actual+Commit	Available	Prop. Inc./Dec. for 20-21	Budget+Prop. Inc./Dec.	Avail.+Prop. Inc./Dec.	21-22	22-23	23-24	24-25	Total Budgeted up to 2025
CA Construction Admin	0	0	0	0	0	0	200,000	250,000	0	0	450,000
CON Construction	0	0	0	0	0	0	2,000,000	2,500,000	0	0	4,500,000
CTGY Contingency	0	0	0	0	0	0	200,000	250,000	0	0	450,000
EDA Eng/Design/Admin	678,948	593,609	85,339	0	678,948	85,339	200,000	200,000	0	0	1,078,948
LA Land Acquistion	1,632,779	1,632,779	0	0	1,632,779	0	0	0	0	0	1,632,779
Expenditure Totals:	2,311,727	2,226,388	85,339	0	2,311,727	85,339	2,600,000	3,200,000	0	0	8,111,727

Fund Balance Required	Budget+Prop. Inc./Dec.	Available+Prop. Inc./Dec.
Water Fund - CIP Projects-4180	-688,455	-2,914,661

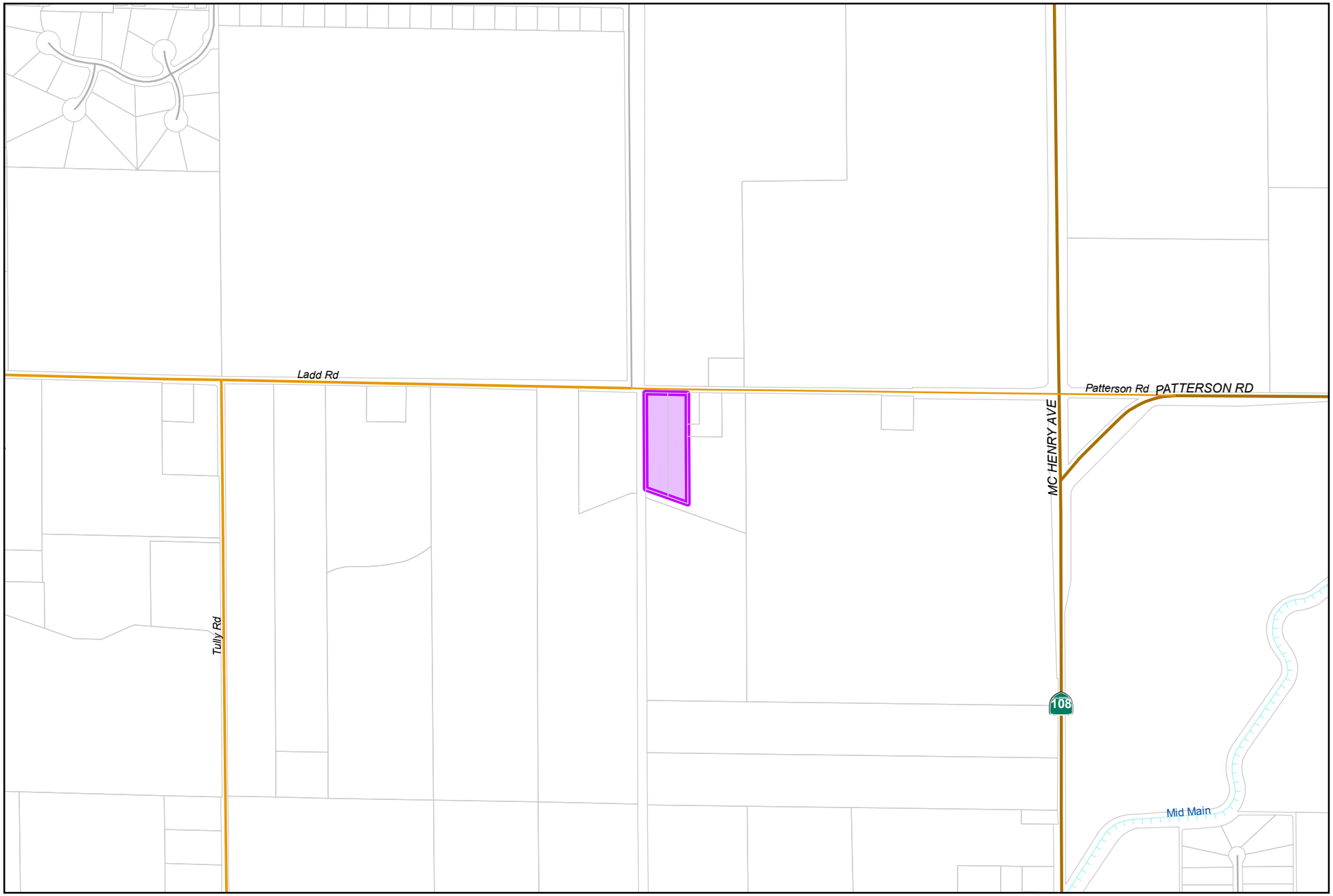

0 750 1,500
Feet

City of Modesto

Project #: 100473

UPP - Del Rio Tank 14 & Pump Station

MODESTO
CALIFORNIA

UPP - Del Rio Tank 14 & Pump Station

100473

Capital Unsponsored

Cost Center:	49999	*Category:*	Water	*Start Date:*	2008
Hosting Fund:	Water Fund - CIP Projects-4180	*Type Class:*	Water	*End Date:*	2021
Element Listing:	Comm Svcs & Fac	*Area:*	System Wide	*Status:*	Active
Classification:	Improvements	*Manager:*	Davalos, Robert	*Const. Code:*	Under Construction

Proj Desc: This project will provide funding to build a 0.25 million gallon water storage tank in the Del Rio water service area. In addition to the tank, plans include a 2.45 million gallon per day booster pump station, 1,000 gpm well pump, emergency generator and granular activated carbon vessels for treatment.

It is intended to complete this project as quickly as possible due to the terms of the City's settlement agreement with the Del Rio Community Association.

Proj Stat: Final design is 100% complete with construction anticipated to begin in FY 18-19 and completed in FY 20/21.

Expenditures	Budget	Actual+Commit	Available	Prop. Inc./Dec. for 20-21	Budget+Prop. Inc./Dec.	Avail.+Prop. Inc./Dec.	21-22	22-23	23-24	24-25	Total Budgeted up to 2025
CA Construction Admin	1,386,020	1,123,025	262,995	0	1,386,020	262,995	0	0	0	0	1,386,020
CCF City Construct Force	75,000	0	75,000	0	75,000	75,000	0	0	0	0	75,000
CON Construction	7,510,835	7,510,835	0	0	7,510,835	0	0	0	0	0	7,510,835
CTGY Contingency - CIP	2,628,793	2,473,747	155,046	0	2,628,793	155,046	0	0	0	0	2,628,793
EDA Eng/Design/Admin	1,792,108	1,665,025	127,083	0	1,792,108	127,083	0	0	0	0	1,792,108
ENV Environmental	374,018	305,018	69,000	0	374,018	69,000	0	0	0	0	374,018
LA Land Acquistion	311,115	311,115	0	0	311,115	0	0	0	0	0	311,115
Expenditure Totals:	14,077,889	13,388,765	689,124	0	14,077,889	689,124	0	0	0	0	14,077,889

Fund Balance Required	Budget+Prop. Inc./Dec.	Available+Prop. Inc./Dec.
Water Fund - CIP Projects-4180	14,077,889	689,124

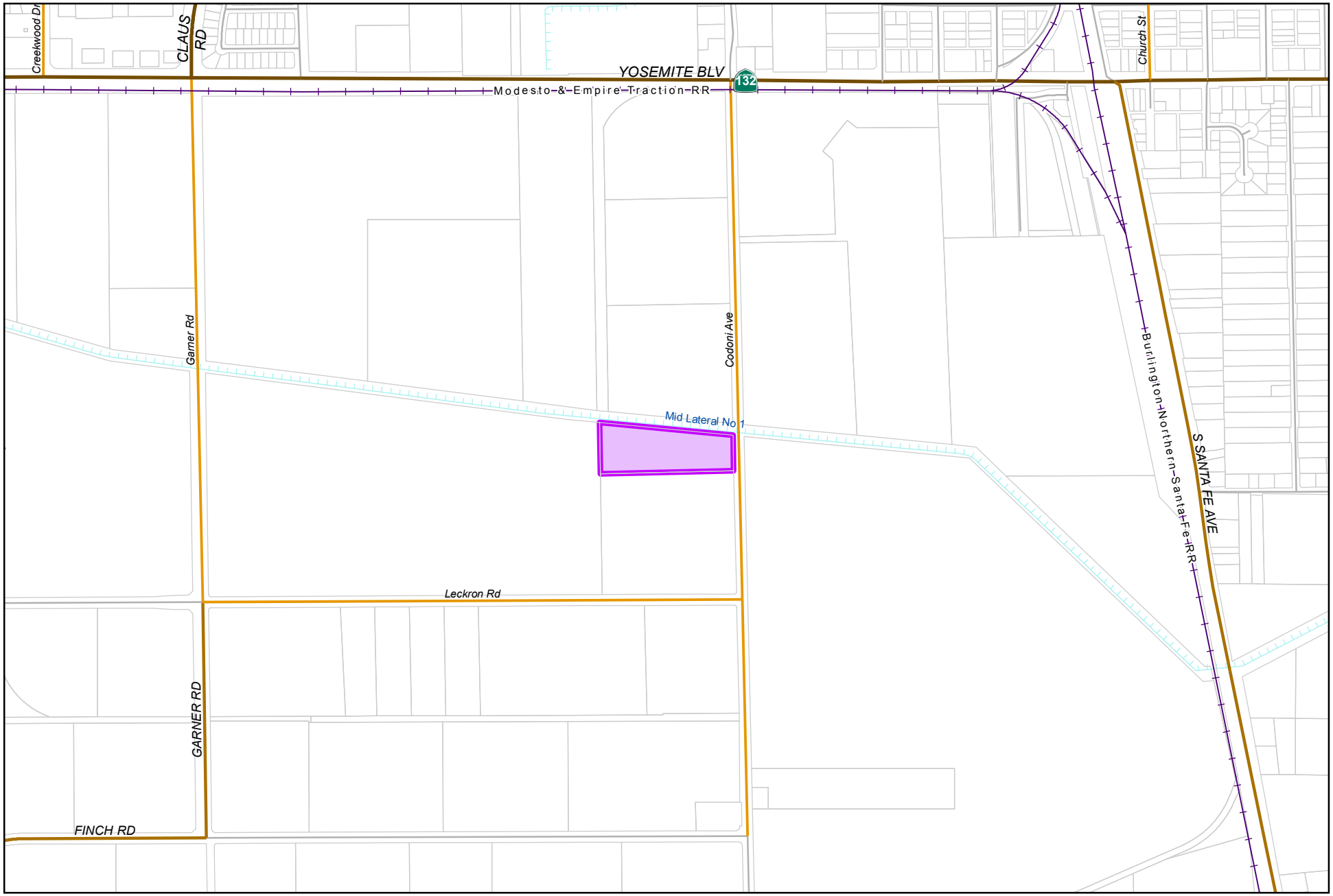

0 750 1,500
Feet

City of Modesto

Project #: 100475

UPP - Industrial Tank 13 & Pump Station

MODESTO CALIFORNIA

UPP - Industrial Tank 13 and Pump Station

100475

Capital Unsponsored

Cost Center:	49999	*Category:*	Water	*Start Date:*	2009
Hosting Fund:	Water Fund - CIP Projects-4180	*Type Class:*	Water	*End Date:*	2020
Element Listing:	Comm Svcs & Fac	*Area:*	System Wide	*Status:*	Active
Classification:	Improvements	*Manager:*	Davalos, Robert	*Const. Code:*	Construction Completed

Proj Desc: This project includes the design of the City of Modesto's 4.0 million gallon Tank 13 in the industrial area of south Modesto. The project also includes the design of a 12 million gallon per day booster pump station.

Proj Stat: Tank design is at 100%. Construction is 100% complete. Project accepted by Council on 9/24/2019.

Expenditures	Budget	Actual+Commit	Available	Prop. Inc./Dec. for 20-21	Budget+Prop. Inc./Dec.	Avail.+Prop. Inc./Dec.	21-22	22-23	23-24	24-25	Total Budgeted up to 2025
CA Construction Admin	1,373,095	1,376,139	-3,044	0	1,373,095	-3,044	0	0	0	0	1,373,095
CCF City Const Forces	0	0	0	0	0	0	0	0	0	0	0
CON Construction	9,036,000	9,027,595	8,405	0	9,036,000	8,405	0	0	0	0	9,036,000
CTGY Contingency	868,050	863,369	4,681	0	868,050	4,681	0	0	0	0	868,050
EDA Eng/Design/Admin	1,176,439	1,166,708	9,731	0	1,176,439	9,731	0	0	0	0	1,176,439
Expenditure Totals:	12,453,584	12,433,812	19,772	0	12,453,584	19,772	0	0	0	0	12,453,584

Fund Balance Required	Budget+Prop. Inc./Dec.	Available+Prop. Inc./Dec.
Water Fund - CIP Projects-4180	12,453,584	19,772

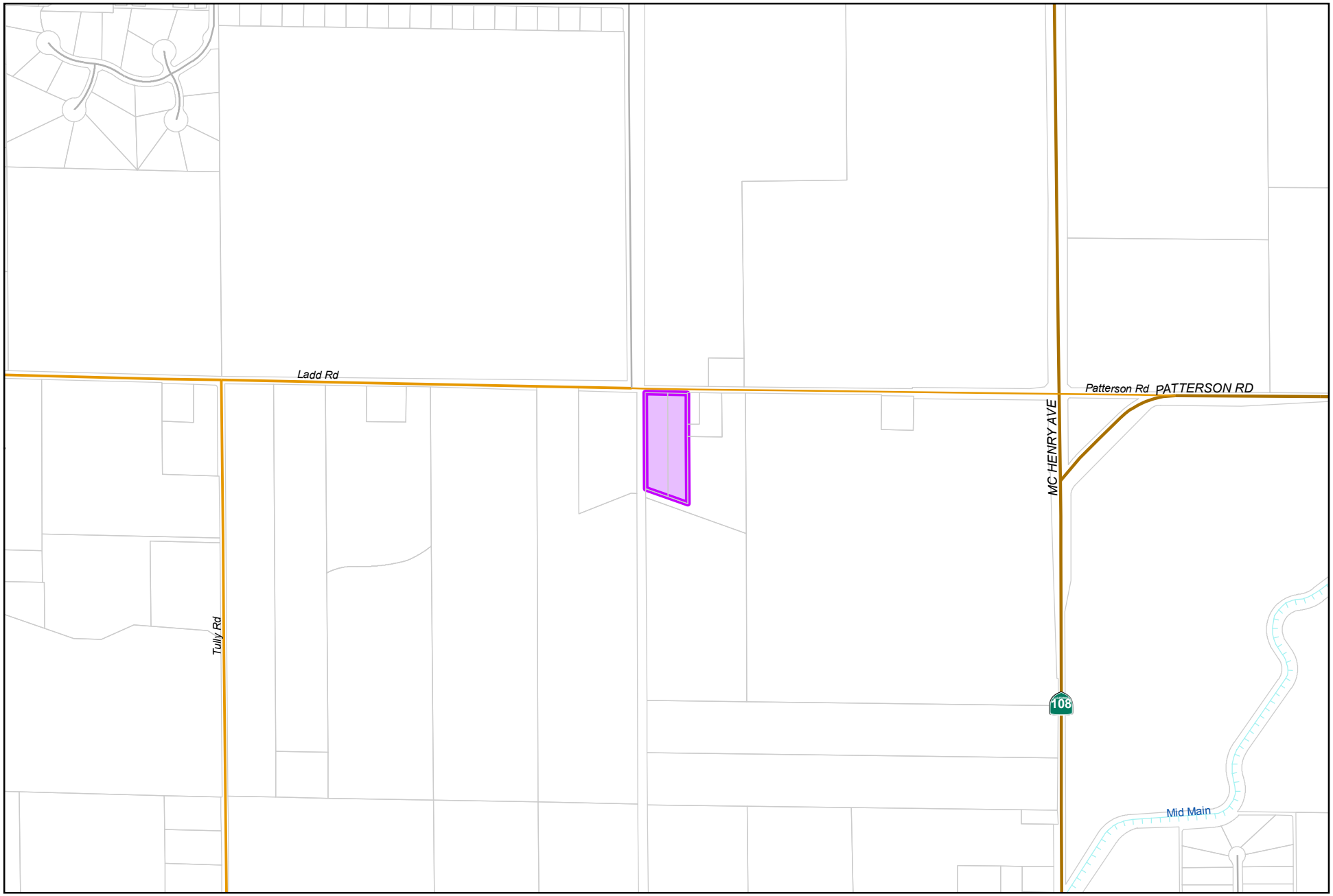

0 750 1,500
Feet

City of Modesto

Project #: 100499

UPP - Del Rio Well 68

MODESTO
CALIFORNIA

UPP - Del Rio Well 68

100499

Capital Unsponsored

Cost Center:	49999	*Category:*	Water	*Start Date:*	2008
Hosting Fund:	Water Fund - CIP Projects-4180	*Type Class:*	Water	*End Date:*	2019
Element Listing:	Comm Svcs & Fac	*Area:*	System Wide	*Status:*	Active
Classification:	Improvements	*Manager:*	Davalos, Robert	*Const. Code:*	Construction Completed

Proj Desc: This project will construct the below ground portion of the new 1,000 gpm well required for the Del Rio water system upgrades indicated in the Water System Engineer's Report. This new well will be located on the same site as the proposed tank and pump station. The design and construction funds for the new tank, well pump, and booster pump station are in CIP Project Account #100473 (Del Rio Water Tank).

Proj Stat: Design for the below-ground well is complete. Construction of well was completed in Summer 2018; Project to be closed out in FY 19-20.

Expenditures	Budget	Actual+Commit	Available	Prop. Inc./Dec. for 20-21	Budget+Prop. Inc./Dec.	Avail.+Prop. Inc./Dec.	21-22	22-23	23-24	24-25	Total Budgeted up to 2025
CA Construction Admin	80,836	33,403	47,433	0	80,836	47,433	0	0	0	0	80,836
CCF City Construct Force	10,000	0	10,000	0	10,000	10,000	0	0	0	0	10,000
CON Construction	705,000	429,777	275,223	0	705,000	275,223	0	0	0	0	705,000
CTGY Contingency - CIP	175,000	149,039	25,961	0	175,000	25,961	0	0	0	0	175,000
EDA Eng/Design/Admin	337,400	310,628	26,772	0	337,400	26,772	0	0	0	0	337,400
LA Land Acquistion	22,755	22,680	75	0	22,755	75	0	0	0	0	22,755
Expenditure Totals:	1,330,991	945,528	385,463	0	1,330,991	385,463	0	0	0	0	1,330,991

Fund Balance Required	Budget+Prop. Inc./Dec.	Available+Prop. Inc./Dec.
Water Fund - CIP Projects-4180	1,330,991	385,463

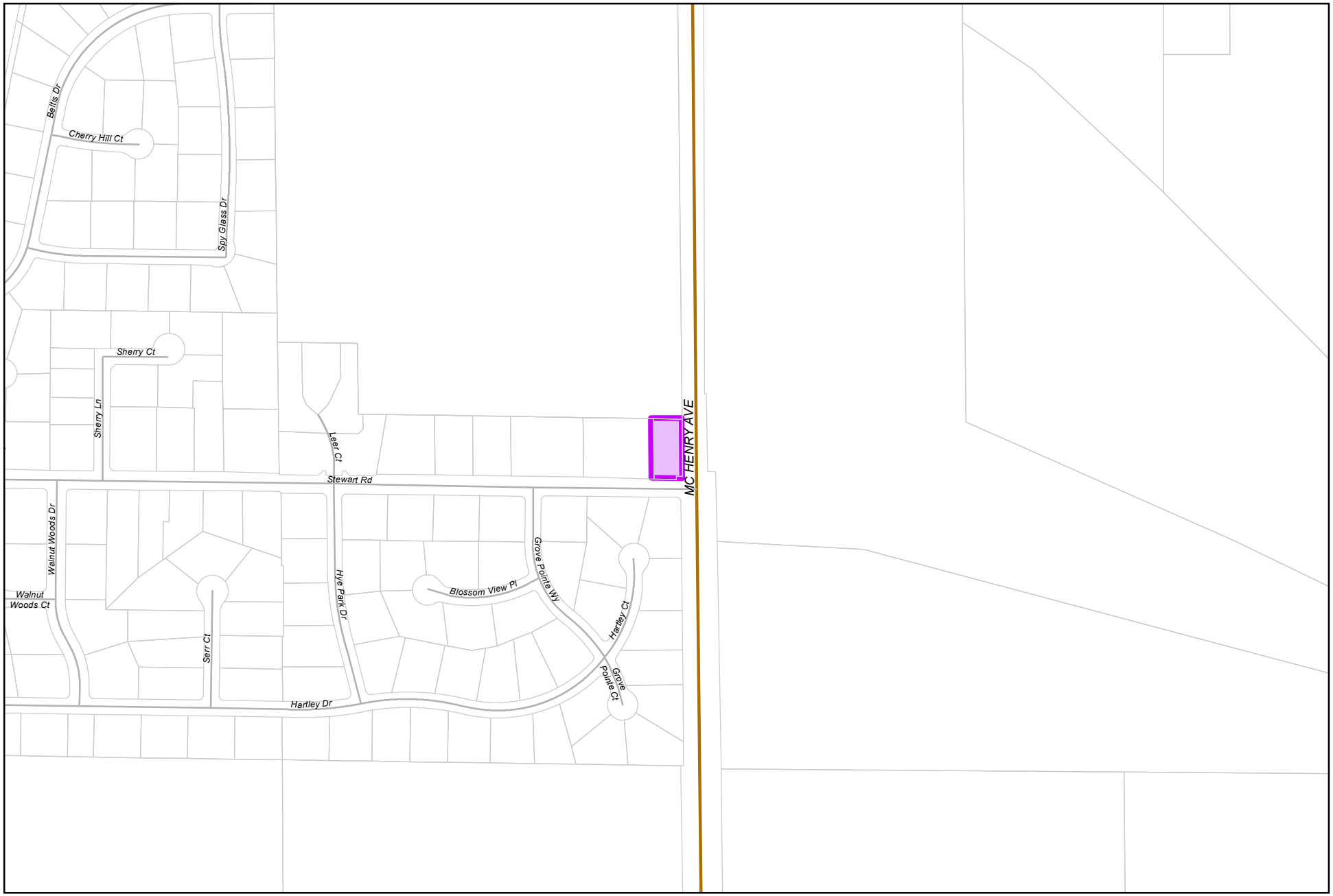

0 387.5 775
Feet

City of Modesto

Project #: 100506

UPP - Del Rio Well 70 (Replacing Well 271) Subsurface

MODESTO CALIFORNIA

UTL - Del Rio Well 70 (Replacing Well 271) - Subsurface

100506

Capital Unsponsored

Cost Center:	49999	*Category:*	Water	*Start Date:*	2008
Hosting Fund:	Water Fund - CIP Projects-4180	*Type Class:*	Water	*End Date:*	2020
Element Listing:	Comm Svcs & Fac	*Area:*	System Wide	*Status:*	Active
Classification:	Improvements	*Manager:*	Davalos, Robert	*Const. Code:*	Construction Completed

Proj Desc: This project will construct the subsurface portion of a 1,000 gpm well as required for the Del Rio water system upgrades indicated in the Water System Engineer's Report. Well 70 will replace the City's existing well #271.

The above ground portion (desgin/construction) of the well and pump station will be housed in a separate CIP.

It is intended to complete this project as quickly as possible due to the terms of the City's settlement agreement with the Del Rio Community Association.

Proj Stat Continued: Funds for CA, CCF, CTGY and CON are therefore proposed for transfer back to the water reserves with anticipated transfer back to this CIP at a later time.

Proj Stat: Project EIR was certified by Council 9/5/2017 (CIP 100473). Design by West Yost Complete. Property acquisition was completed June 2018. Construction was completed in FY 18-19 with project closeout anticipated in FY 20-21.

Expenditures	Budget	Actual+Commit	Available	Prop. Inc./Dec. for 20-21	Budget+Prop. Inc./Dec.	Avail.+Prop. Inc./Dec.	21-22	22-23	23-24	24-25	Total Budgeted up to 2025
CA Construction Admin	169,948	62,172	107,776	0	169,948	107,776	0	0	0	0	169,948
CCF City Construct Force	20,000	0	20,000	0	20,000	20,000	0	0	0	0	20,000
CON Construction	1,522,981	549,398	973,583	0	1,522,981	973,583	0	0	0	0	1,522,981
CTGY Contingency - CIP	157,500	0	157,500	0	157,500	157,500	0	0	0	0	157,500
EDA Eng/Design/Admin	1,225,000	1,089,782	135,218	0	1,225,000	135,218	0	0	0	0	1,225,000
LA Land Acquistion	135,693	88,468	47,225	0	135,693	47,225	0	0	0	0	135,693
Expenditure Totals:	3,231,122	1,789,821	1,441,301	0	3,231,122	1,441,301	0	0	0	0	3,231,122

Fund Balance Required	Budget+Prop. Inc./Dec.	Available+Prop. Inc./Dec.
Water Fund - CIP Projects-4180	3,231,122	1,441,301

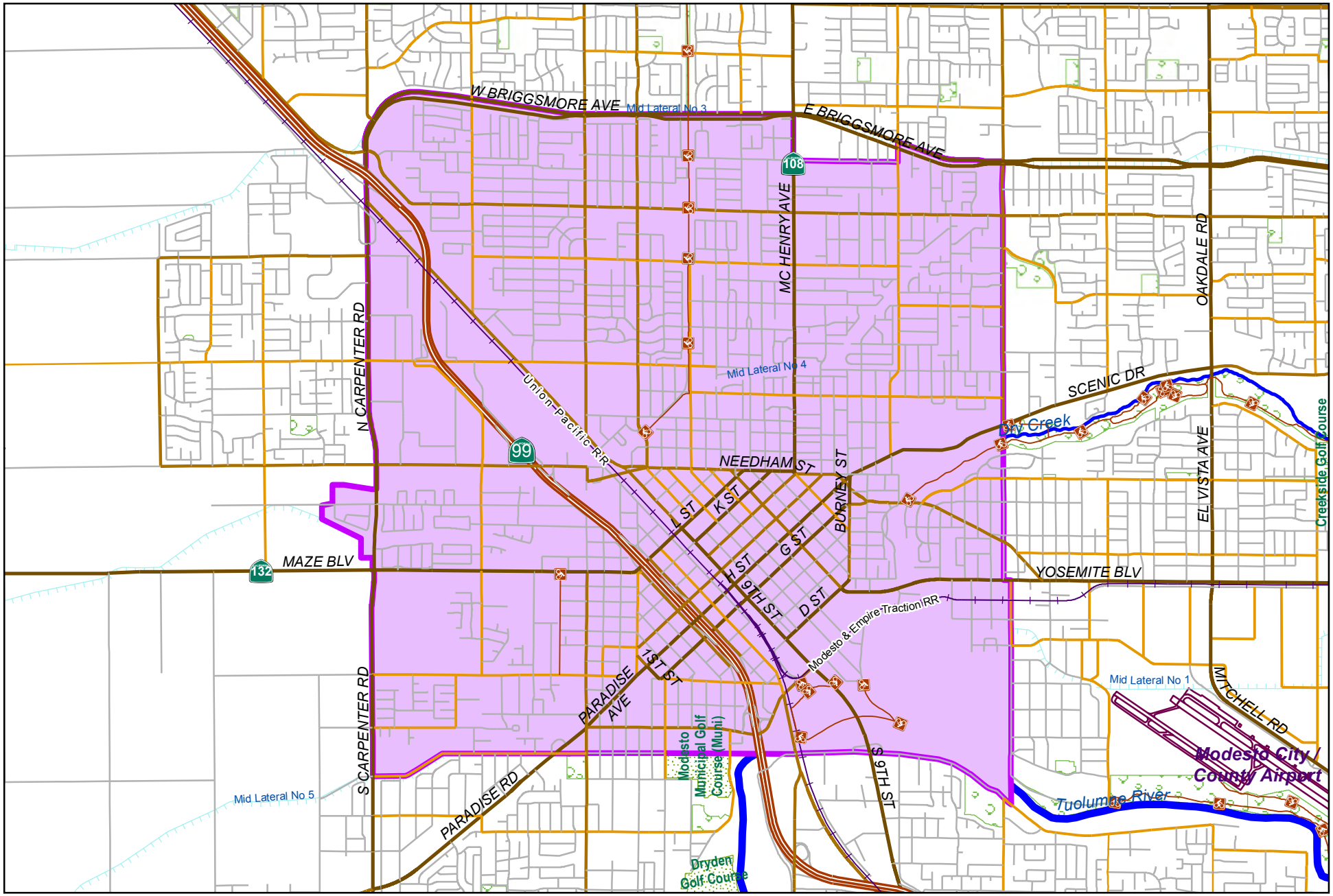

0 3,050 6,100
Feet

City of Modesto

Project #: 100575

PW - Residential Meter Installation - Central Modesto

MODESTO CALIFORNIA

PW - Residential Meter Installation - Central Modesto

100575

Capital Unsponsored

Cost Center:	59999	*Category:*	Water	*Start Date:*	2015
Hosting Fund:	Water Fund - CIP Projects-4180	*Type Class:*	Water	*End Date:*	2020
Element Listing:	Comm Svcs & Fac	*Area:*	System Wide	*Status:*	Active
Classification:	Improvements	*Manager:*	Savidge, David L	*Const. Code:*	

Proj Desc: This project is for the installation of approximately 7,600 water meters in the Central Modesto area. This area is definied as south of Briggsmore Avenue and north of Tuolumne Blvd., east of Carpenter Rd and west of Coffee Rd. Staff has an installation goal of 2,760 meters per year with two crews

Proj Stat: Installations began in this area in the fall of 2015 and are projected to continue until FY 19/20.

Expenditures	Budget	Actual+Commit	Available	Prop. Inc./Dec. for 20-21	Budget+Prop. Inc./Dec.	Avail.+Prop. Inc./Dec.	21-22	22-23	23-24	24-25	Total Budgeted up to 2025
CCF City Construct Force	13,300,000	13,628,971	-328,971	0	13,300,000	-328,971	0	0	0	0	13,300,000
Expenditure Totals:	13,300,000	13,628,971	-328,971	0	13,300,000	-328,971	0	0	0	0	13,300,000

Fund Balance Required	Budget+Prop. Inc./Dec.	Available+Prop. Inc./Dec.
Water Fund - CIP Projects-4180	13,300,000	-328,971

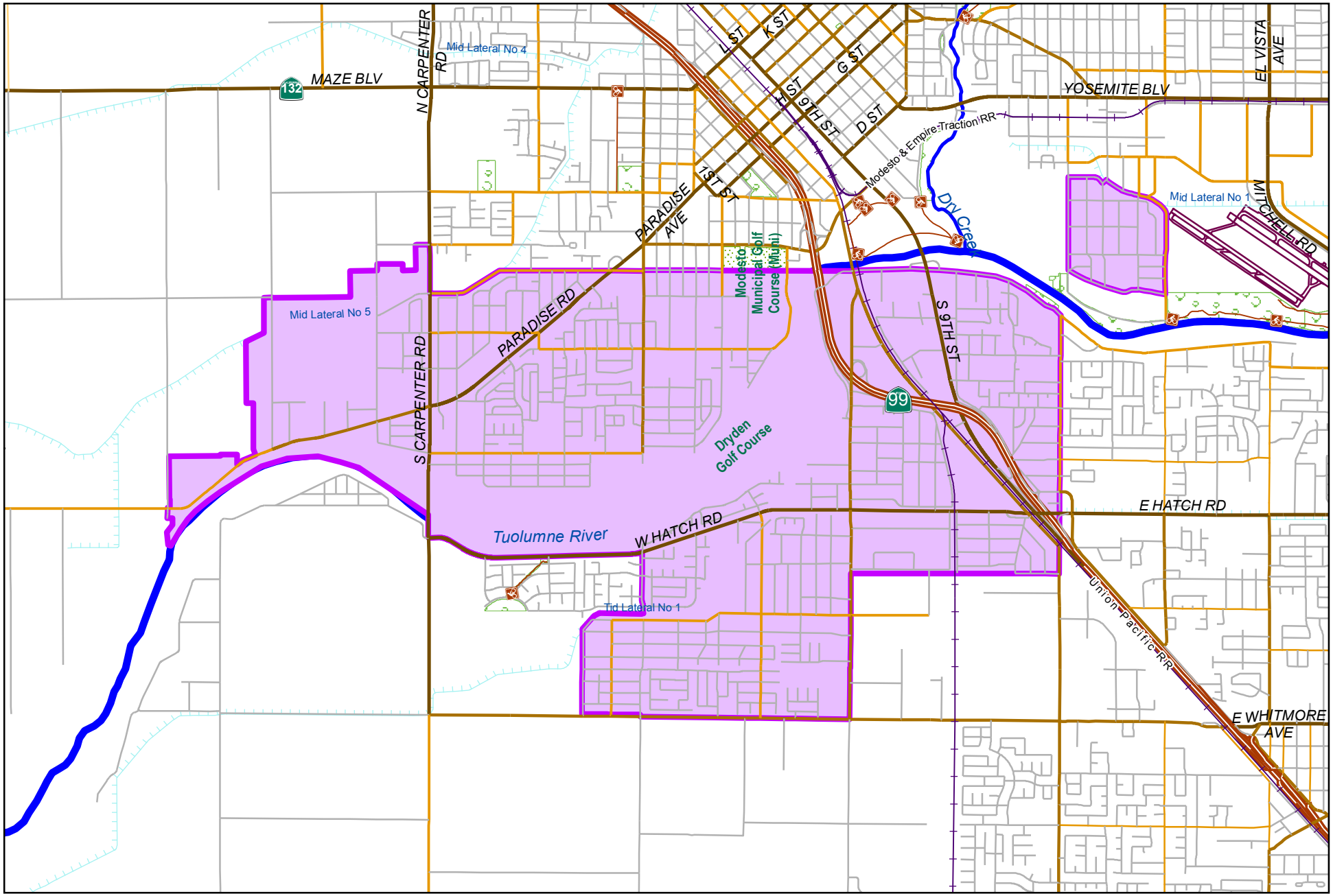

0 3,050 6,100
Feet

City of Modesto

Project #: 100576

PW - Residential Meter Installation - South Modesto

MODESTO CALIFORNIA

PW - Residential Meter Installation - South Modesto

100576

Capital Unsponsored

Cost Center:	59999	*Category:*	Water	*Start Date:*	2008
Hosting Fund:	Water Fund - CIP Projects-4180	*Type Class:*	Water	*End Date:*	2022
Element Listing:	Comm Svcs & Fac	*Area:*	System Wide	*Status:*	Active
Classification:	Improvements	*Manager:*	Savidge, David L	*Const. Code:*	Under Construction

Proj Desc: This project is for the installation of approximately 4,600 water meters in the South Modesto area. This area is defined as north of Whitmore avenue and south of Tuolumne Blvd. East from Grimes Rd to Herndon Rd. including some installs in the airport area. Staff has an installation goal of 2,760 meters per year with two crews.

Proj Stat: Installations in this area began in FY 19/20 and the anticipated completion date is FY 21/22.

Expenditures	Budget	Actual+Commit	Available	Prop. Inc./Dec. for 20-21	Budget+Prop. Inc./Dec.	Avail.+Prop. Inc./Dec.	21-22	22-23	23-24	24-25	Total Budgeted up to 2025
CCF City Construct Force	2,613,969	529,984	2,083,985	2,000,000	4,613,969	4,083,985	1,000,000	0	0	0	5,613,969
Expenditure Totals:	2,613,969	529,984	2,083,985	2,000,000	4,613,969	4,083,985	1,000,000	0	0	0	5,613,969

Fund Balance Required	Budget+Prop. Inc./Dec.	Available+Prop. Inc./Dec.
Water Fund - CIP Projects-4180	4,613,969	4,083,985

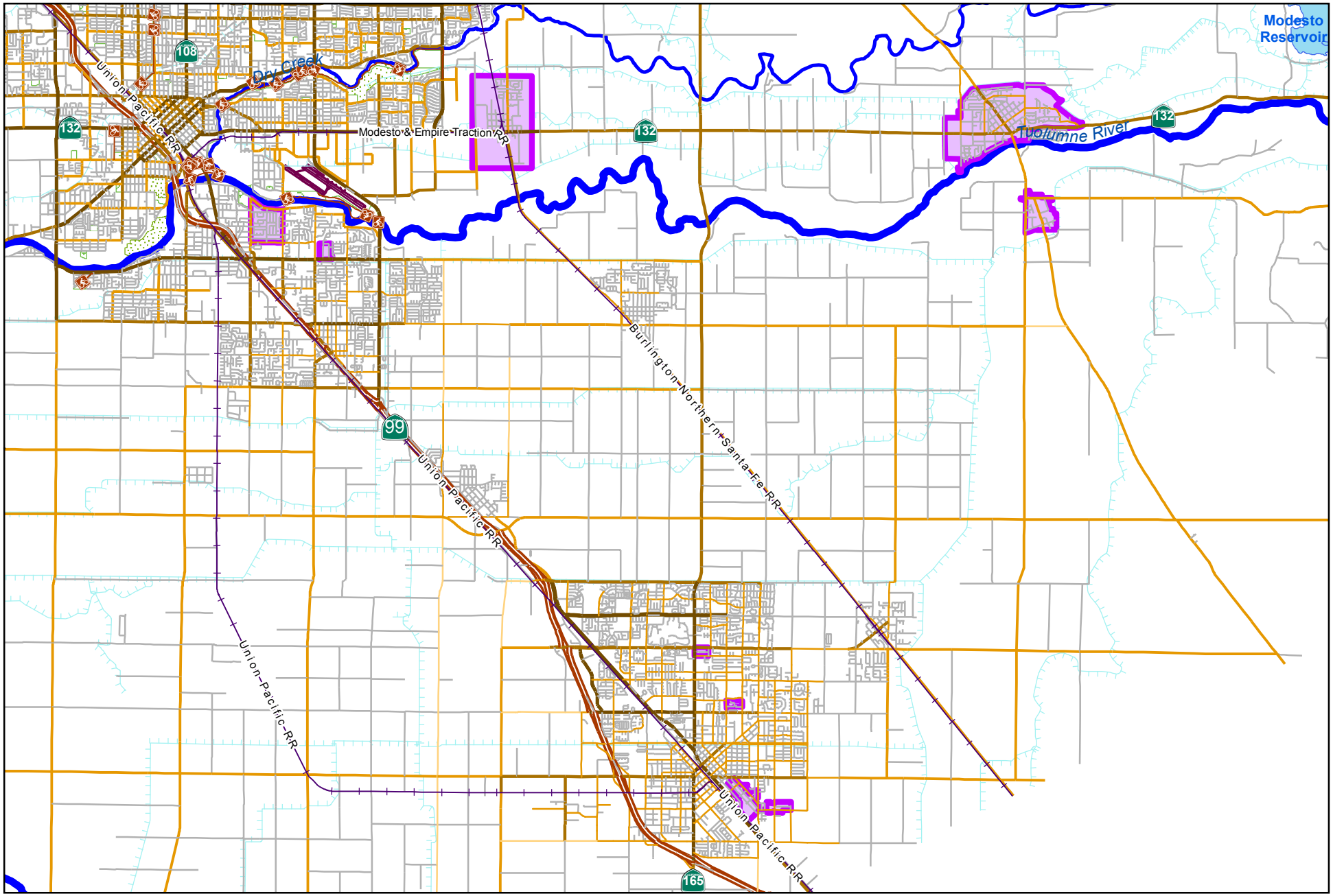

0 9,500 19,000
Feet

City of Modesto

Project #: 100577

PW - Residential Meter Installation - Outlying Areas

MODESTO CALIFORNIA

PW - Residential Meter Installation - Outlying Areas

100577

Capital Unsponsored

Cost Center:	59999	*Category:*	Water	*Start Date:*	2008
Hosting Fund:	Water Fund - CIP Projects-4180	*Type Class:*	Water	*End Date:*	2022
Element Listing:	Comm Svcs & Fac	*Area:*	System Wide	*Status:*	Active
Classification:	Improvements	*Manager:*	Savidge, David L	*Const. Code:*	Under Construction

Proj Desc: This project provides funding for the installation of approximately 1,500 water meters in the outlying areas of the water system. This area includes Ceres and Turlock.

Proj Stat: This project is scheduled to start in FY 21-22. Due to street paving or rehab projects in the area, some installations will need to be done ahead of schedule.

Expenditures	Budget	Actual+Commit	Available	Prop. Inc./Dec. for 20-21	Budget+Prop. Inc./Dec.	Avail.+Prop. Inc./Dec.	21-22	22-23	23-24	24-25	Total Budgeted up to 2025
CCF City Construct Force	900,000	319,329	580,671	100,000	1,000,000	680,671	1,000,000	500,000	0	0	2,500,000
Expenditure Totals:	900,000	319,329	580,671	100,000	1,000,000	680,671	1,000,000	500,000	0	0	2,500,000

Fund Balance Required	Budget+Prop. Inc./Dec.	Available+Prop. Inc./Dec.
Water Fund - CIP Projects-4180	1,000,000	680,671

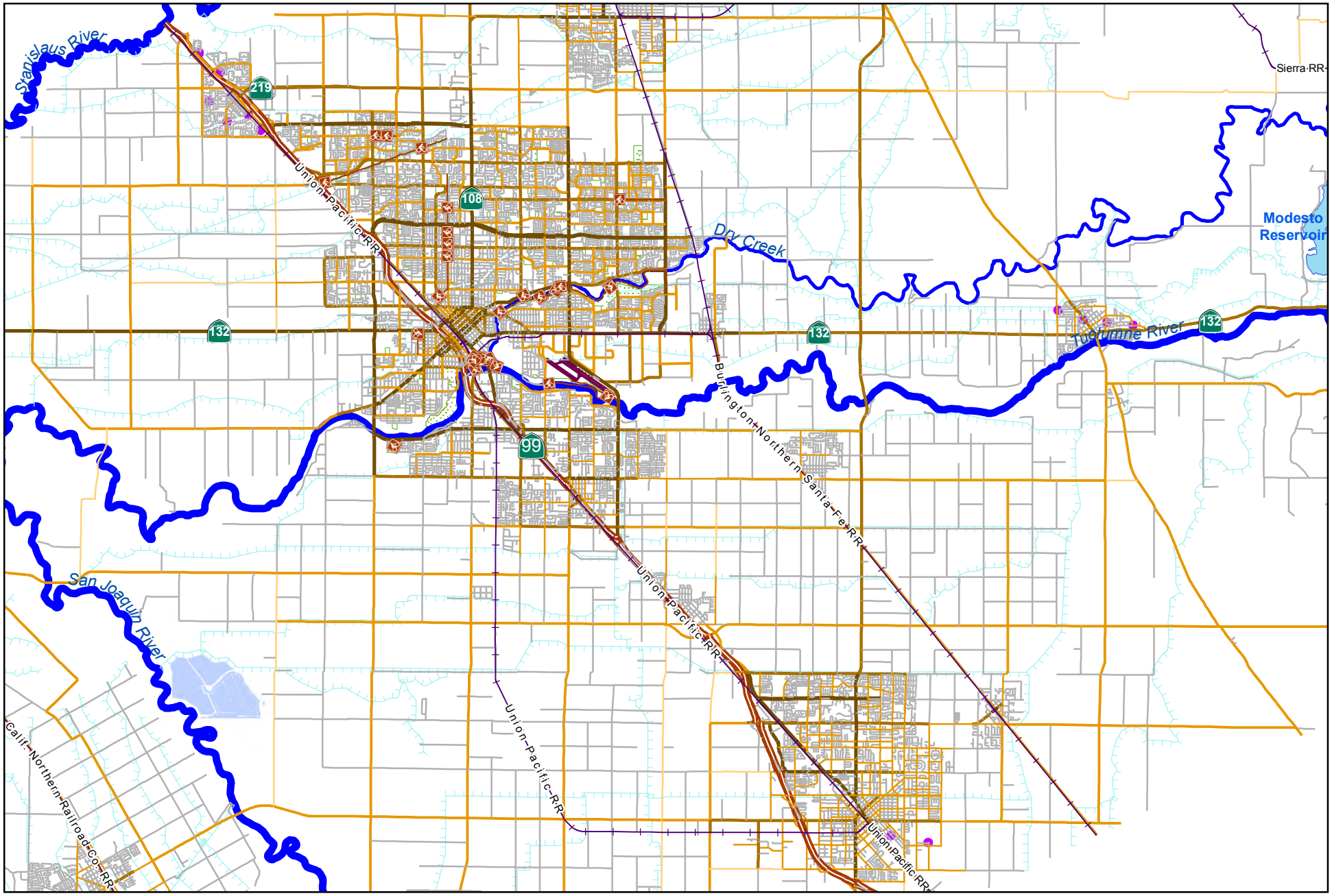

City of Modesto

Project #: 100584

PW - Chlorination System Installation - Outlying Areas

0 13,000 26,000
Feet

MODESTO CALIFORNIA

PW - Chlorination System Installation - Outlying Areas

100584

Capital Unsponsored

Cost Center:	59999	*Category:*	Water	*Start Date:*	
Hosting Fund:	Water Fund - CIP Projects-4180	*Type Class:*	Water	*End Date:*	
Element Listing:	Comm Svcs & Fac	*Area:*	System Wide	*Status:*	Active
Classification:	Improvements	*Manager:*	Savidge, David L	*Const. Code:*	New or Future

Proj Desc: This project provides funding to install tablet chlorination systems and enclosures at outlying water system wells and tanks as well as several within the Modesto City limits. This installation will eliminate hauling liquid chlorine to remote areas, or areas of limited accessibility, which will reduce the possibility of hazardous spills and liability to the City.

Proj Stat: Council approved installation of several units a year. Installations are planned for Modesto and outlying areas of the water system. It is anticipated this project will be completed in FY 19/20 and closed out.

Expenditures	Budget	Actual+Commit	Available	Prop. Inc./Dec. for 20-21	Budget+Prop. Inc./Dec.	Avail.+Prop. Inc./Dec.	21-22	22-23	23-24	24-25	Total Budgeted up to 2025
CCF City Construct Force	400,000	225,420	174,580	0	400,000	174,580			0	0	400,000
Expenditure Totals:	400,000	225,420	174,580	0	400,000	174,580	0	0	0	0	400,000

Fund Balance Required	Budget+Prop. Inc./Dec.	Available+Prop. Inc./Dec.
Water Fund - CIP Projects-4180	400,000	174,580

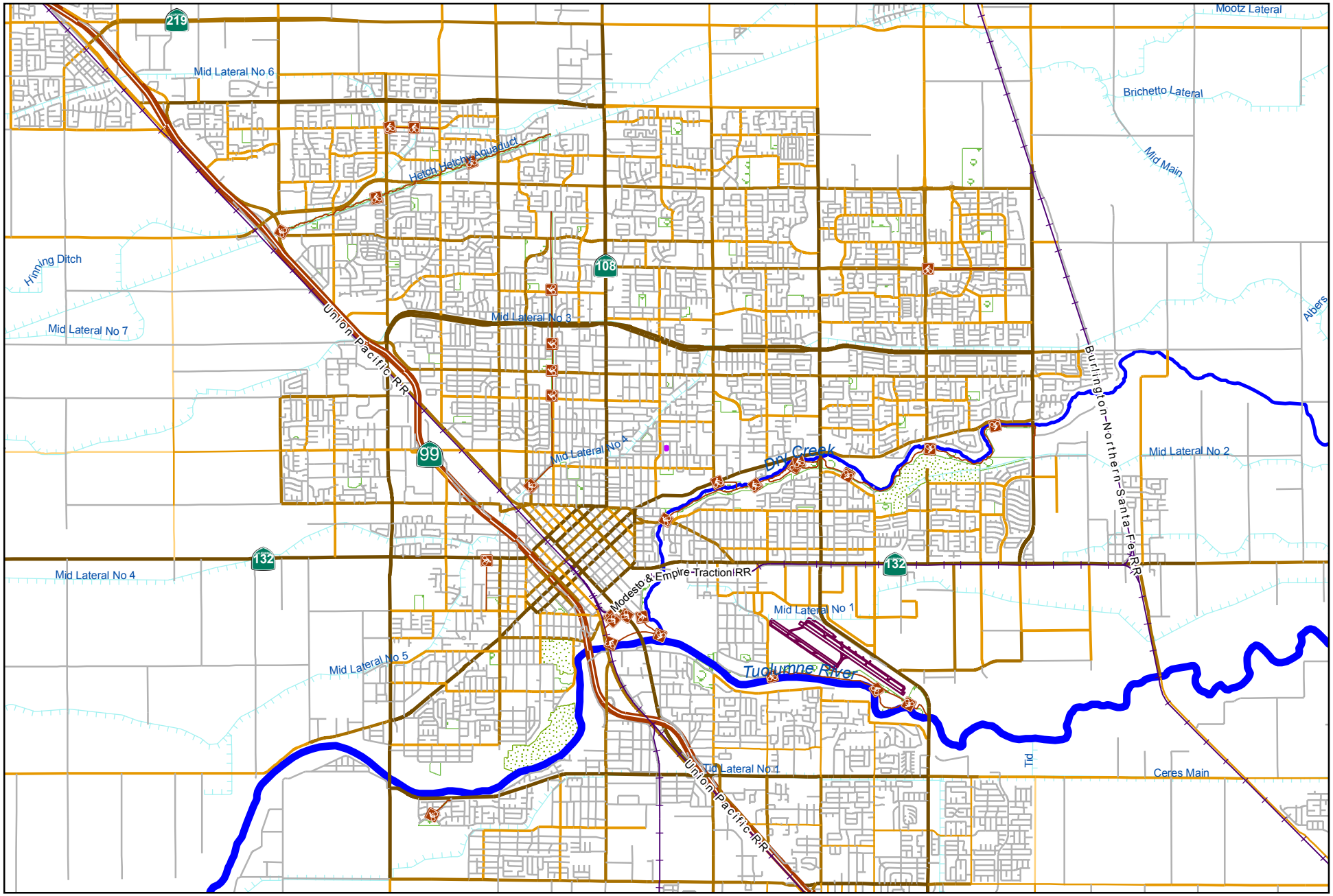

City of Modesto

Project #: 100665

PW - Utility Cuts -WTS new Connections

0 5,500 11,000

Feet

MODESTO CALIFORNIA

PW - Utility Cuts -WTS new Connections

100665

Capital Unsponsored

Cost Center:	59999	*Category:*	Water	*Start Date:*	2006
Hosting Fund:	Water Fund - CIP Projects-4180	*Type Class:*	Water	*End Date:*	Ongoing
Element Listing:	Comm Svcs & Fac	*Area:*	Within City	*Status:*	Active
Classification:	Improvements	*Manager:*	Savidge, David L	*Const. Code:*	Under Construction

Proj Desc: This project funds pavement repairs related to WTS connections for new development.

Proj Stat: WTS work for new development ongoing.

Expenditures	Budget	Actual+Commit	Available	Prop. Inc./Dec. for 20-21	Budget+Prop. Inc./Dec.	Avail.+Prop. Inc./Dec.	21-22	22-23	23-24	24-25	Total Budgeted up to 2025
CCF City Construct Force	390,000	150,808	239,192	-100,000	290,000	139,192	100,000	100,000	100,000	100,000	690,000
EDA Eng/Design/Admin	1,500	1,323	177	0	1,500	177	0	0	0	0	1,500
Expenditure Totals:	391,500	152,131	239,369	-100,000	291,500	139,369	100,000	100,000	100,000	100,000	691,500

Fund Balance Required	Budget+Prop. Inc./Dec.	Available+Prop. Inc./Dec.
Water Fund - CIP Projects-4180	291,500	139,369

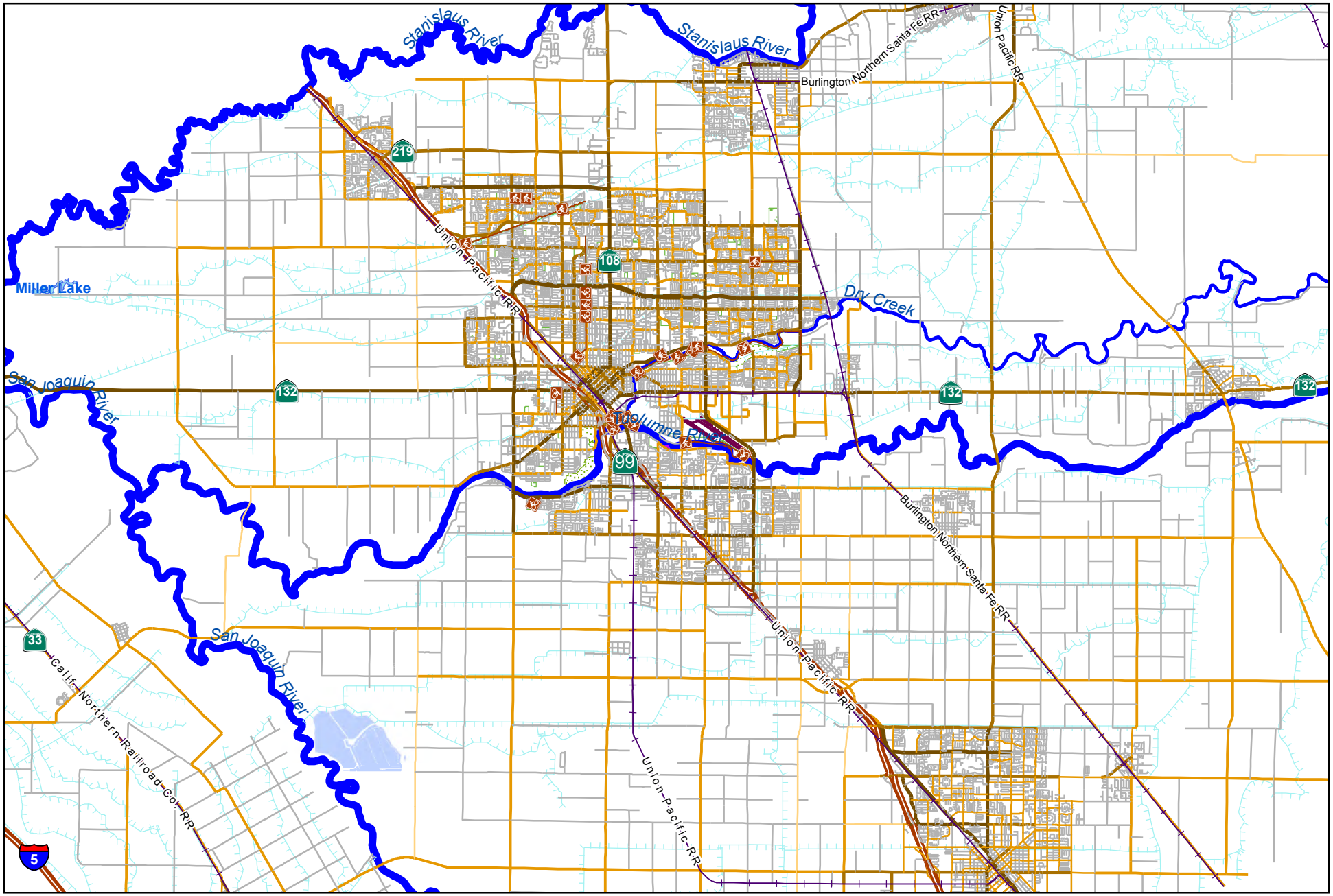

0 13,000 26,000
Feet

City of Modesto

Project #: 100695

UPP - Water Fund Master Plan

MODESTO CALIFORNIA

UPP - Water Fund Master Plan

100695

Capital Unsponsored

Cost Center:	49999	*Category:*	Water	*Start Date:*	
Hosting Fund:	Water Fund - CIP Projects-4180	*Type Class:*	Water	*End Date:*	
Element Listing:	Comm Svcs & Fac	*Area:*	System Wide	*Status:*	Active
Classification:	Improvements	*Manager:*	Franco, Jesse	*Const. Code:*	Not Awarded

Proj Desc: This project will provide funding for the preparation of a system-wide Water Master Plan (WMP) and complete the associated environmental review (CEQA) work. The WMP will address, among other items, future sources of supply, water quality issues, water demands, conjuntive use strategies, water system modeling updates and capital improvements (for both existing and future customers).

This project replaced 100487 due to a project conversion error into the new project/grants database.

Proj Stat: The WMP document is complete, and the CEQA work is expected to be complete FY 18/19. Budget capacity available in consultant contract for related modeling and analysis of system scenarios as needed through FY 19/20.

Revenues	Budget	Actuals+Commit	Available	Prop. Inc./Dec. for 20-21	Bud + Prop. Incr/Decr	Avail.+ Prop. Incr/Decr	21-22	22-23	23-24	24-25	Total Budgeted up to 2025
42402 Intergov - Local - City of Ceres	0	22,527	-22,527	0	0	-22,527	0	0	0	0	0
42418 Intergov - Local - City of Hughson	0	8,836	-8,836	0	0	-8,836	0	0	0	0	0
42510 Intergov - Other Government Agencies	0	29,633	-29,633	0	0	-29,633	0	0	0	0	0
Revenue Totals:	0	60,996	-60,996	0	0	-60,996	0	0	0	0	0

Expenditures	Budget	Actual+Commit	Available	Prop. Inc./Dec. for 20-21	Budget+Prop. Inc./Dec.	Avail.+Prop. Inc./Dec.	21-22	22-23	23-24	24-25	Total Budgeted up to 2025
EDA Eng/Design/Admin	2,114,776	2,071,931	42,845	0	2,114,776	42,845	0	0	0	0	2,114,776
ENV ENV Environmental	3,500	3,027	473	0	3,500	473	0	0	0	0	3,500
Expenditure Totals:	2,118,276	2,074,958	43,318	0	2,118,276	43,318	0	0	0	0	2,118,276

Fund Balance Required	Budget+Prop. Inc./Dec.	Available+Prop. Inc./Dec.
Water Fund - CIP Projects-4180	2,118,276	104,314

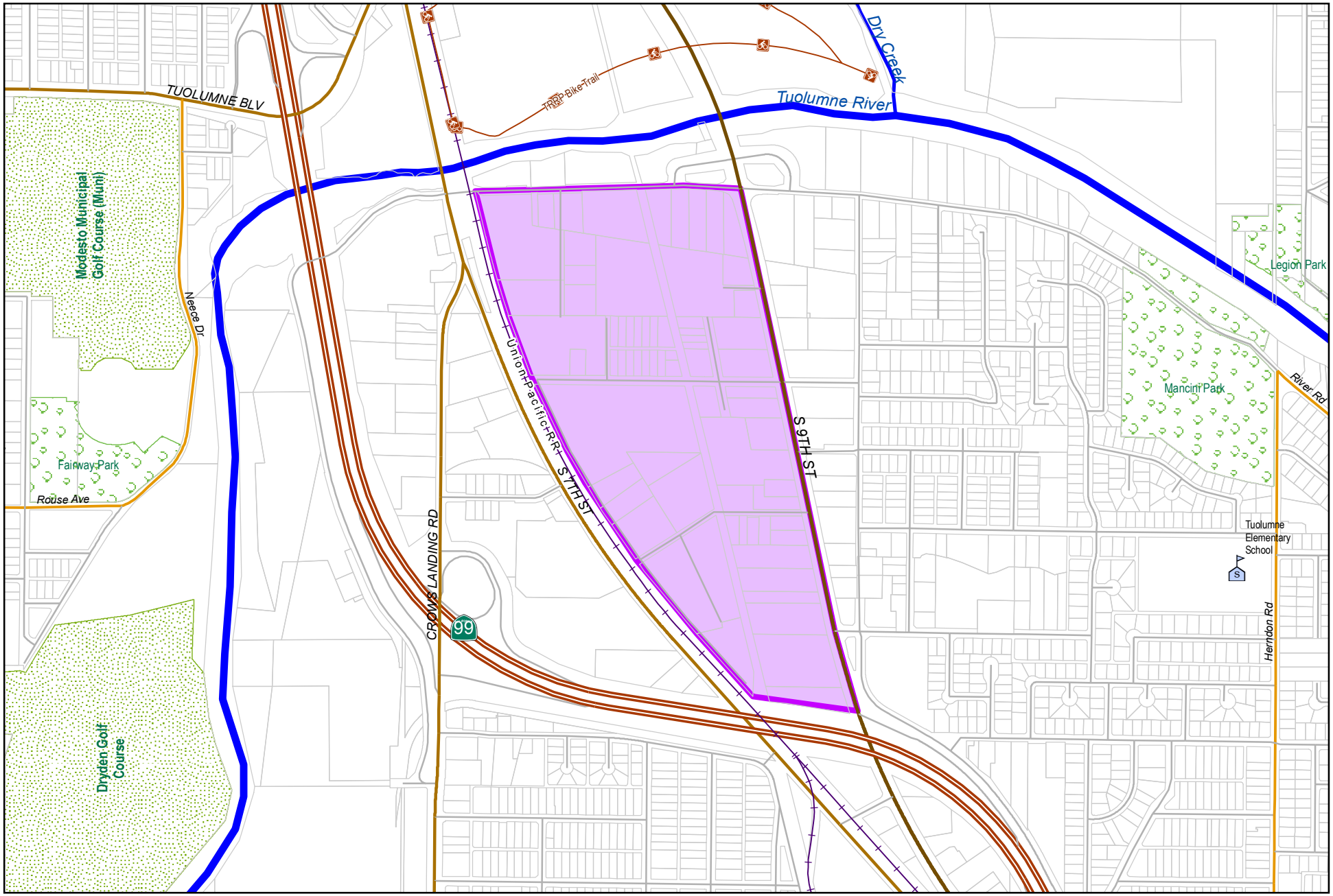

0 750 1,500
Feet

City of Modesto

Project #: 100733

UPP - S. 9th St. Industrial Water (Suspended)

MODESTO CALIFORNIA

UPP - S. 9th St. Industrial Water (Suspended) 100733

Capital Unsponsored

Cost Center:	49999	*Category:*	Water	*Start Date:*	2013
Hosting Fund:	Water Fund - CIP Projects-4180	*Type Class:*	Water	*End Date:*	2018
Element Listing:	Comm Svcs & Fac	*Area:*	System Wide	*Status:*	Active
Classification:	Replacement	*Manager:*	Davalos, Robert	*Const. Code:*	Construction Completed

Proj Desc: This project will provide funding to replace existing water mains within the industrial area generally bounded by Bystrom Road, Janopaul Avenue and River Road. Existing water mains in this area are old, undersized steel mains which are prone to leaking and low pressures. This project will replace the existing system with City standard water mains, valves and hydrants to improve system reliability, flows and pressures. Project design will begin in summer 2013, with construction anticipated to begin in 2016. Given the relatively large project area, the project may need to be constructed in incremental phases depending on funding and workload. Three jack and bores are required under the UPPR tracks.

Proj Stat: Construction completed winter FY 16-17. Project accepted in FY 17/18, to be closed in FY 19/20.

Revenues	Budget	Actuals+Commit	Available	Prop. Inc./Dec. for 20-21	Bud + Prop. Incr/Decr	Avail.+ Prop. Incr/Decr	21-22	22-23	23-24	24-25	Total Budgeted up to 2025
47020 Refunds, Damages, and Cost Recovery	0	42,052	-42,052	0	0	-42,052	0	0	0	0	0
Revenue Totals:	0	42,052	-42,052	0	0	-42,052	0	0	0	0	0

Expenditures	Budget	Actual+Commit	Available	Prop. Inc./Dec. for 20-21	Budget+Prop. Inc./Dec.	Avail.+Prop. Inc./Dec.	21-22	22-23	23-24	24-25	Total Budgeted up to 2025
CA Construction Admin	155,000	154,789	211	0	155,000	211	0	0	0	0	155,000
CCF City Construct Force	45,000	885	44,115	0	45,000	44,115	0	0	0	0	45,000
CON Construction	2,869,054	2,316,966	552,088	0	2,869,054	552,088	0	0	0	0	2,869,054
CTGY-CIP Contingency - CIP	205,580	205,580	0	0	205,580	0	0	0	0	0	205,580
EDA Eng/Design/Admin	296,366	293,003	3,363	0	296,366	3,363	0	0	0	0	296,366
LA Land Acquisition	10,000	6,443	3,558	0	10,000	3,558	0	0	0	0	10,000
Expenditure Totals:	3,581,000	2,977,665	603,335	0	3,581,000	603,335	0	0	0	0	3,581,000

Fund Balance Required	Budget+Prop. Inc./Dec.	Available+Prop. Inc./Dec.
Water Fund - CIP Projects-4180	3,581,000	645,387

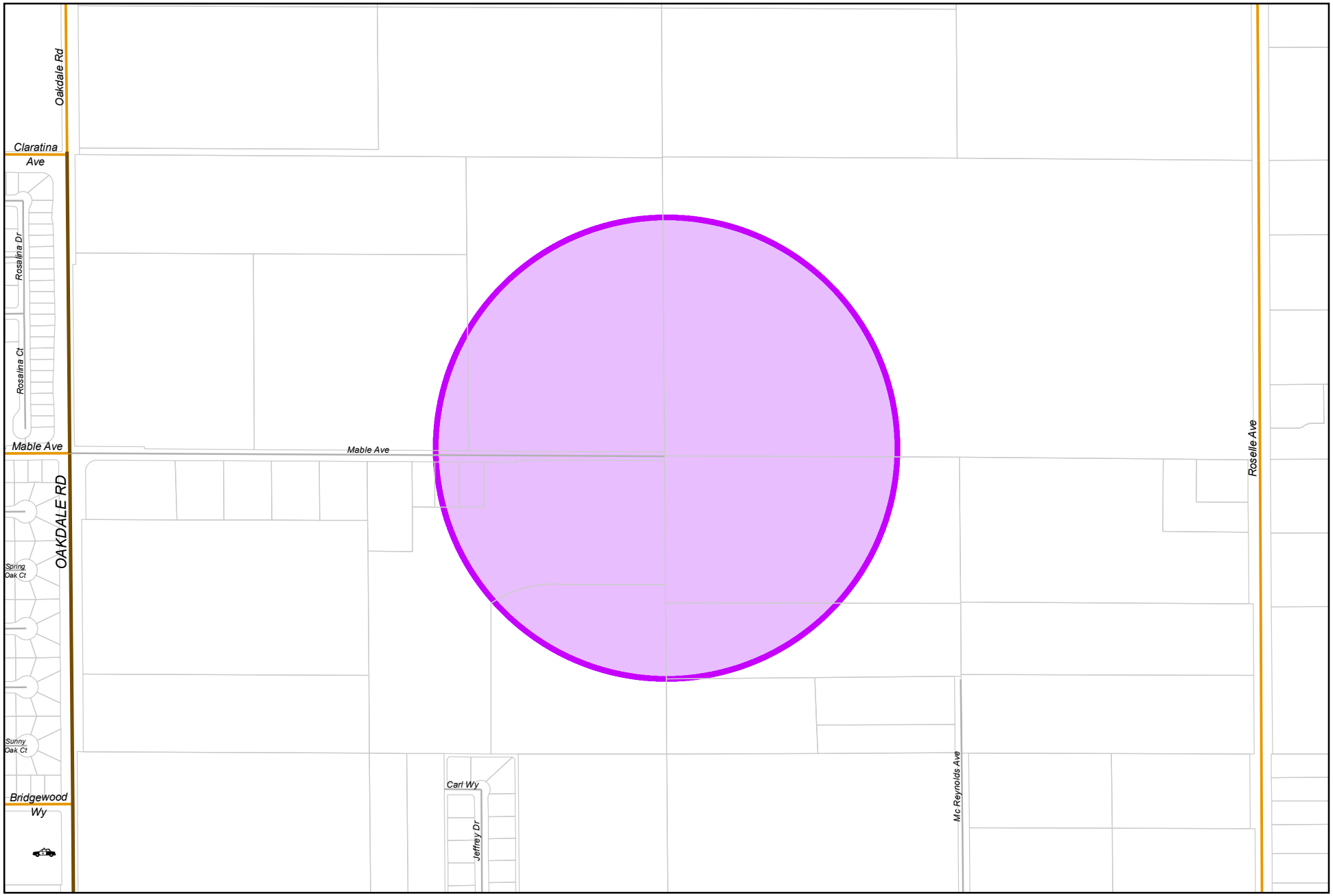

0 500 1,000
Feet

City of Modesto

Project #: 100785

UPP - Tivoli Area - Grogan Park Well (suspended)

UPP - Tivoli Area - Grogan Park Well (suspended) 100785

Capital Unsponsored

Cost Center:	49999	*Category:*	Water	*Start Date:*	2014
Hosting Fund:	Water Fund - CIP Projects-4180	*Type Class:*	Water	*End Date:*	2019
Element Listing:	Comm Svcs & Fac	*Area:*	System Wide	*Status:*	Active
Classification:	Improvements	*Manager:*	Davalos, Robert	*Const. Code:*	Construction Completed

Proj Desc: This project will provide funding to construct a future potable water well to serve the Tivoli Specific Plan Area. Tivoli includes acquiring access to proposed site, drilling to a depth of 600 feet below ground surface, test pumping and sampling, land acquisition, design, and construction of production well site.

The above ground portion of the well will be designed and constructed as a part of a separate CIP.

Proj Stat: Below ground portion of well in construction FY 16/17. Surface improvements in final design & construction in FY 17/18. Project accepted in FY 17/18 and closed in FY 19/20.

Expenditures	Budget	Actual+Commit	Available	Prop. Inc./Dec. for 20-21	Budget+Prop. Inc./Dec.	Avail.+Prop. Inc./Dec.	21-22	22-23	23-24	24-25	Total Budgeted up to 2025
CA Construction Admin	80,000	64,376	15,624	0	80,000	15,624	0	0	0	0	80,000
CCF City Construct Force	232	231	1	0	232	1	0	0	0	0	232
CON Construction	476,850	474,495	2,355	0	476,850	2,355	0	0	0	0	476,850
CTGY-CIP Contingency - CIP	21,727	21,727	0	0	21,727	0	0	0	0	0	21,727
EDA Eng/Design/Admin	1,103,460	1,098,942	4,518	0	1,103,460	4,518	0	0	0	0	1,103,460
ENV CIP - Environmental	0	0	0	0	0	0	0	0	0	0	0
LA Land Acquistion	11,546	11,103	443	0	11,546	443	0	0	0	0	11,546
Expenditure Totals:	1,693,815	1,670,874	22,941	0	1,693,815	22,941	0	0	0	0	1,693,815

Fund Balance Required	Budget+Prop. Inc./Dec.	Available+Prop. Inc./Dec.
Water Fund - CIP Projects-4180	1,693,815	22,941

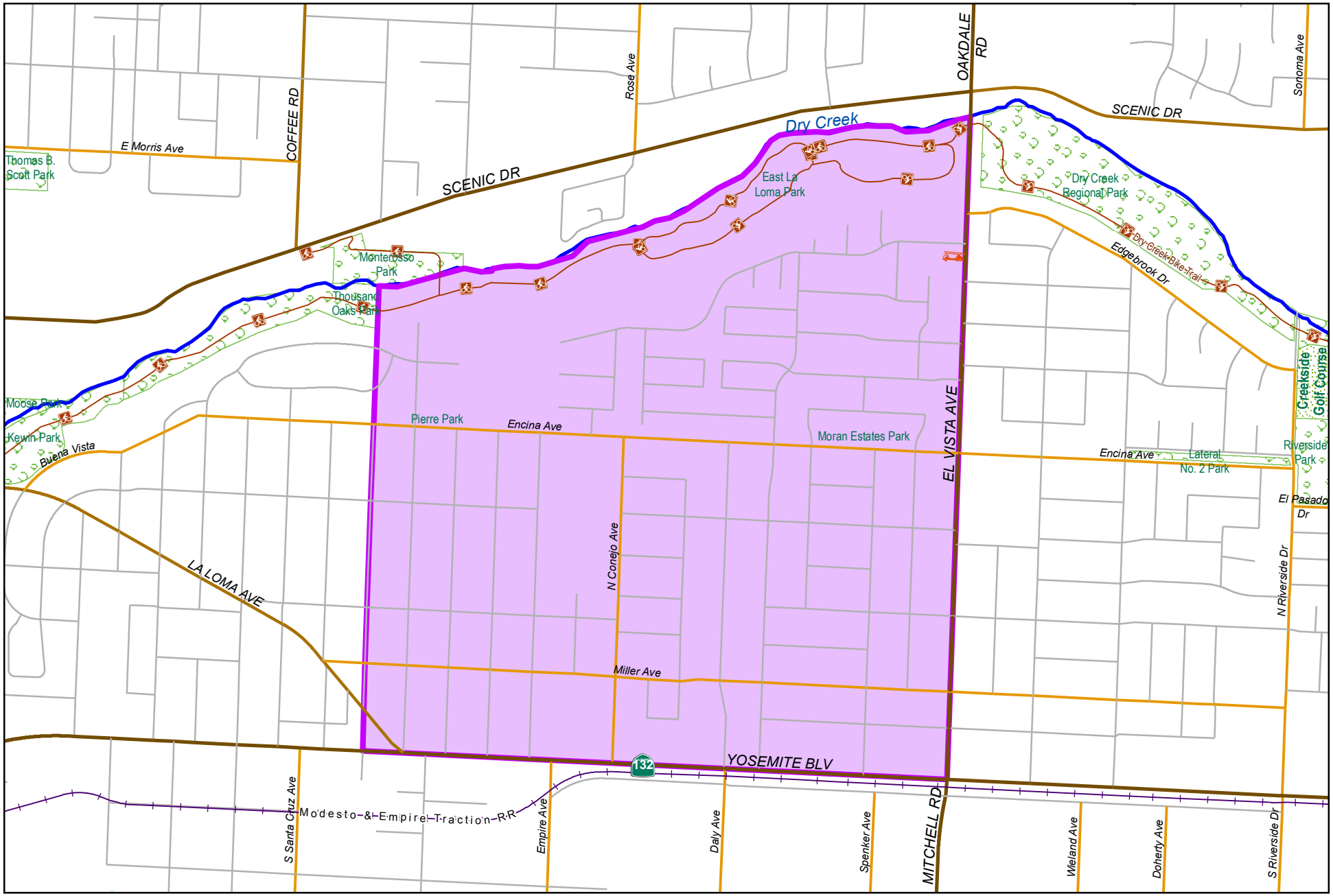

0 950 1,900
Feet

City of Modesto

Project #: 100797

UPP - La Loma Phase 2B Strengthen and Replace Water Mains

MODESTO CALIFORNIA

UPP - La Loma Phase 2B Strengthen and Replace Water Mains 100797

Capital Unsponsored

Cost Center:	49999	*Category:*	Water	*Start Date:*	2015
Hosting Fund:	Water Fund - CIP Projects-4180	*Type Class:*	Water	*End Date:*	2020
Element Listing:	Comm Svcs & Fac	*Area:*	Within City	*Status:*	Active
Classification:	Replacement	*Manager:*	Davalos, Robert	*Const. Code:*	Construction Completed

Proj Desc: Existing waterlines in the La Loma area are approximately 60-year old steel mains that are small in diameter and need to be replaced in accordance with industry stardard practice. This project is to provide funding to install new 8” and 12” waterlines with individual residential services and additional fire hydrants. The project will replace water mains in the area generally bounded by Encina on the north, Yosemite Blvd on the south, San Juan Dr on the west, and El Vista Ave on the east.

Project area is the first of four phases (2A, 2B, 2C & 2D). Phase 2A, 2C & 2D will be designed & constructed as a part of a separate CIP.

Proj Stat: Design completed in FY 17/18. Construction of phase 2B was completed in FY 18/19 & project was accepted by Council in FY19/20. Project to be closed in FY 20/21.

Expenditures	Budget	Actual+Commit	Available	Prop. Inc./Dec. for 20-21	Budget+Prop. Inc./Dec.	Avail.+Prop. Inc./Dec.	21-22	22-23	23-24	24-25	Total Budgeted up to 2025
CA Construction Admin	302,821	156,747	146,074	0	302,821	146,074	0	0	0	0	302,821
CCF City Construct Force	102,190	3,977	98,213	0	102,190	98,213	0	0	0	0	102,190
CON Construction	3,749,000	3,749,000	0	0	3,749,000	0	0	0	0	0	3,749,000
CTGY-CIP Contingency - CIP	299,920	255,453	44,467	0	299,920	44,467	0	0	0	0	299,920
EDA Eng/Design/Admin	412,929	317,699	95,230	0	412,929	95,230	0	0	0	0	412,929
Expenditure Totals:	4,866,860	4,482,877	383,983	0	4,866,860	383,983	0	0	0	0	4,866,860

Fund Balance Required	Budget+Prop. Inc./Dec.	Available+Prop. Inc./Dec.
Water Fund - CIP Projects-4180	4,866,860	383,983

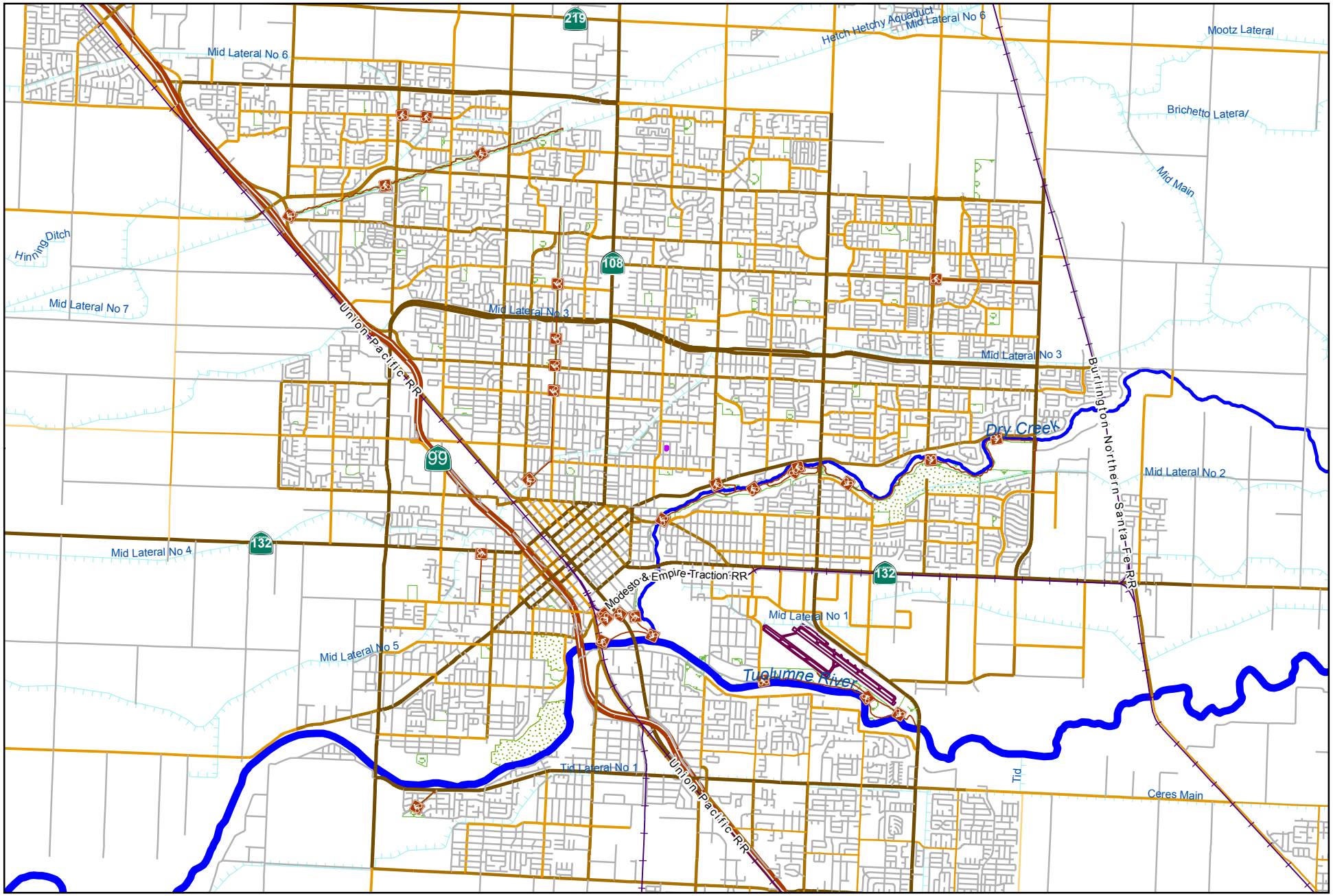

City of Modesto

Project #: 100798

PW - Installation of Flush Lines

0 5,500 11,000
Feet

MODESTO
CALIFORNIA

PW - Flush Lines 2018-2019

100798

Capital Unsponsored

Cost Center:	59999	*Category:*	Water	*Start Date:*	2014
Hosting Fund:	Water Fund - CIP Projects-4180	*Type Class:*	Water	*End Date:*	2021
Element Listing:	Comm Svcs & Fac	*Area:*	Within City	*Status:*	Active
Classification:	Replacement	*Manager:*	Davalos, Robert	*Const. Code:*	Not Awarded

Proj Desc: This project will install flush lines at well sites 16, 40, 41, 43 & 265. Installing flush lines will facilitate the flushing and sampling process prior to bringing wells back online when there has been contamination.

Proj Stat: Project is currently at 95% design. It is anticipated that construction will begin in FY 19/20.

Expenditures	Budget	Actual+Commit	Available	Prop. Inc./Dec. for 20-21	Budget+Prop. Inc./Dec.	Avail.+Prop. Inc./Dec.	21-22	22-23	23-24	24-25	Total Budgeted up to 2025
CA Construction Admin	99,000	501	98,499	0	99,000	98,499	0	0	0	0	99,000
CCF City Construct Force	104,000	59,493	44,507	0	104,000	44,507			0	0	104,000
CON Construction	888,000	0	888,000	0	888,000	888,000	0	0	0	0	888,000
CTGY-CIP Contingency - CIP	99,000	0	99,000	0	99,000	99,000	0	0	0	0	99,000
EDA Eng/Design/Admin	210,000	125,631	84,369	102,000	312,000	186,369	0	0	0	0	312,000
Expenditure Totals:	1,400,000	185,625	1,214,375	102,000	1,502,000	1,316,375	0	0	0	0	1,502,000

Fund Balance Required	Budget+Prop. Inc./Dec.	Available+Prop. Inc./Dec.
Water Fund - CIP Projects-4180	1,502,000	1,316,375

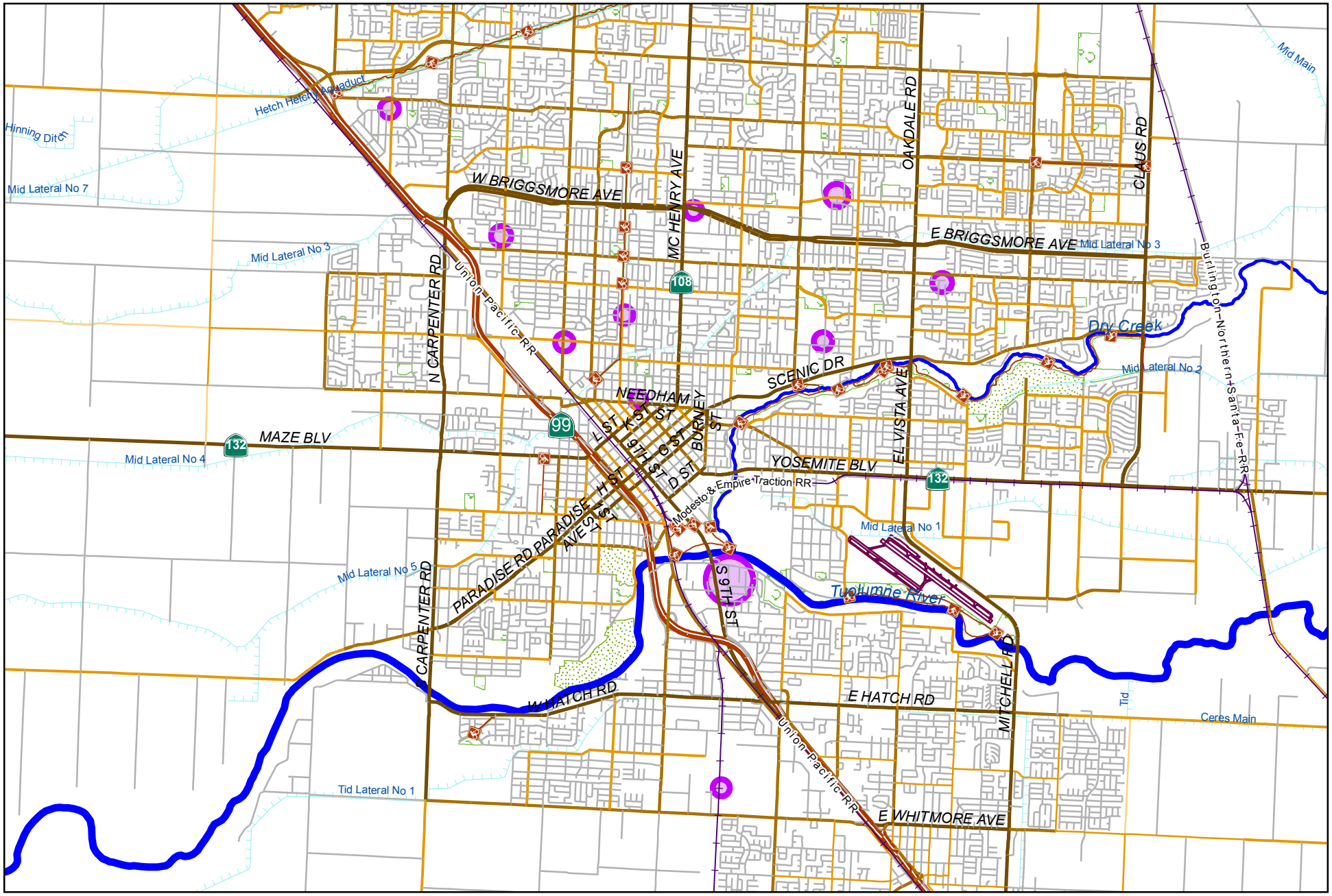

0 5,000 10,000
Feet

City of Modesto

Project #: 100800

PW - Well Rehabilitation

MODESTO CALIFORNIA

PW - Well &Tank Rehabilitation

100800

Capital Unsponsored

Cost Center:	59999	*Category:*	Water	*Start Date:*	2010
Hosting Fund:	Water Fund - CIP Projects-4180	*Type Class:*	Water	*End Date:*	Ongoing
Element Listing:	Comm Svcs & Fac	*Area:*	Within City	*Status:*	Active
Classification:	Replacement	*Manager:*	Savidge, David L	*Const. Code:*	Under Construction

Proj Desc: This project is for rehabiitation of water wells and tankst throughout the City's water system. This includes: wellhead treatment, videoing the wells to determine condition, replacement of well casings, shafts, pumps, motors and electrical equipment.

Proj Stat: Wells are videoed and the results determine the priority of wells in need of rehabilitation. Crews work with contractors to repair and rehabilitate wells and infratstructure.

Expenditures	Budget	Actual+Commit	Available	Prop. Inc./Dec. for 20-21	Budget+Prop. Inc./Dec.	Avail.+Prop. Inc./Dec.	21-22	22-23	23-24	24-25	Total Budgeted up to 2025
CCF City Construct Force	5,150,000	2,508,916	2,641,084	-1,000,000	4,150,000	1,641,084	1,200,000	1,200,000	1,200,000	1,200,000	8,950,000
EDA Eng/Design/Admin	100,000	23,848	76,152	0	100,000	76,152	50,000	50,000	50,000	50,000	300,000
Expenditure Totals:	5,250,000	2,532,764	2,717,236	-1,000,000	4,250,000	1,717,236	1,250,000	1,250,000	1,250,000	1,250,000	9,250,000

Fund Balance Required	Budget+Prop. Inc./Dec.	Available+Prop. Inc./Dec.
Water Fund - CIP Projects-4180	4,250,000	1,717,236

0 750 1,500
Feet

City of Modesto

Project #: 100804

UPP - Paradise Strengthen & Replace Water Mains - Phase 1

MODESTO CALIFORNIA

UPP - Paradise Strengthen & Replace Water Mains - Phase 1 100804

Capital Unsponsored

Cost Center:	59999	*Category:*	Water	*Start Date:*	2014
Hosting Fund:	Water Fund - CIP Projects-4180	*Type Class:*	Water	*End Date:*	2022
Element Listing:	Comm Svcs & Fac	*Area:*	Within City	*Status:*	Active
Classification:	Replacement	*Manager:*	Davalos, Robert	*Const. Code:*	Not Awarded

Proj Desc: Exitsting water lines in the Paradise/Ohio/Grimes Area are approximately 60-year old steel mains that are small in diameter and need to be replaced in accordance with industry stardard practice. This project is to provide funding to install new 8" and 12" water lines with individual residential services and additional fire hydrants. Improvements will be made to Grimes Ave. north of Paradise, Ohio Ave. north of Paradise to MID canal, Michel Ave., Mosher Ave. and Paradise (Pauline Ave. to Ohio Ave.). In March 2016, per Water Operations request, scope of work was expanded to include Beverly Drive, Lynn Avenue, Wolf Drive, Swalls Lane, and alleys between Stockton Avenue, Giahos Avenue and Carpenter Road.

Proj Stat: Due to size and complexity, the project has been split into two phases. Design of the first phase is expected to be completed in FY 19/20 and construction in FY 20/21. Design and construction of the second phase will be through a separate CIP.

Expenditures	Budget	Actual+Commit	Available	Prop. Inc./Dec. for 20-21	Budget+Prop. Inc./Dec.	Avail.+Prop. Inc./Dec.	21-22	22-23	23-24	24-25	Total Budgeted up to 2025
CA Construction Admin	169,000	6	168,994	0	169,000	168,994	0	0	0	0	169,000
CCF City Construct Force	32,614	0	32,614	0	32,614	32,614	0	0	0	0	32,614
CON Construction	2,100,000	0	2,100,000	0	2,100,000	2,100,000	0	0	0	0	2,100,000
CTGY-CIP Contingency - CIP	210,000	0	210,000	0	210,000	210,000	0	0	0	0	210,000
EDA Eng/Design/Admin	211,000	152,901	58,099	0	211,000	58,099	0	0	0	0	211,000
LA Land Acquisition	15,000	4,000	11,000	0	15,000	11,000	0	0	0	0	15,000
Expenditure Totals:	2,737,614	156,907	2,580,707	0	2,737,614	2,580,707	0	0	0	0	2,737,614

Fund Balance Required	Budget+Prop. Inc./Dec.	Available+Prop. Inc./Dec.
Water Fund - CIP Projects-4180	2,737,614	2,580,707

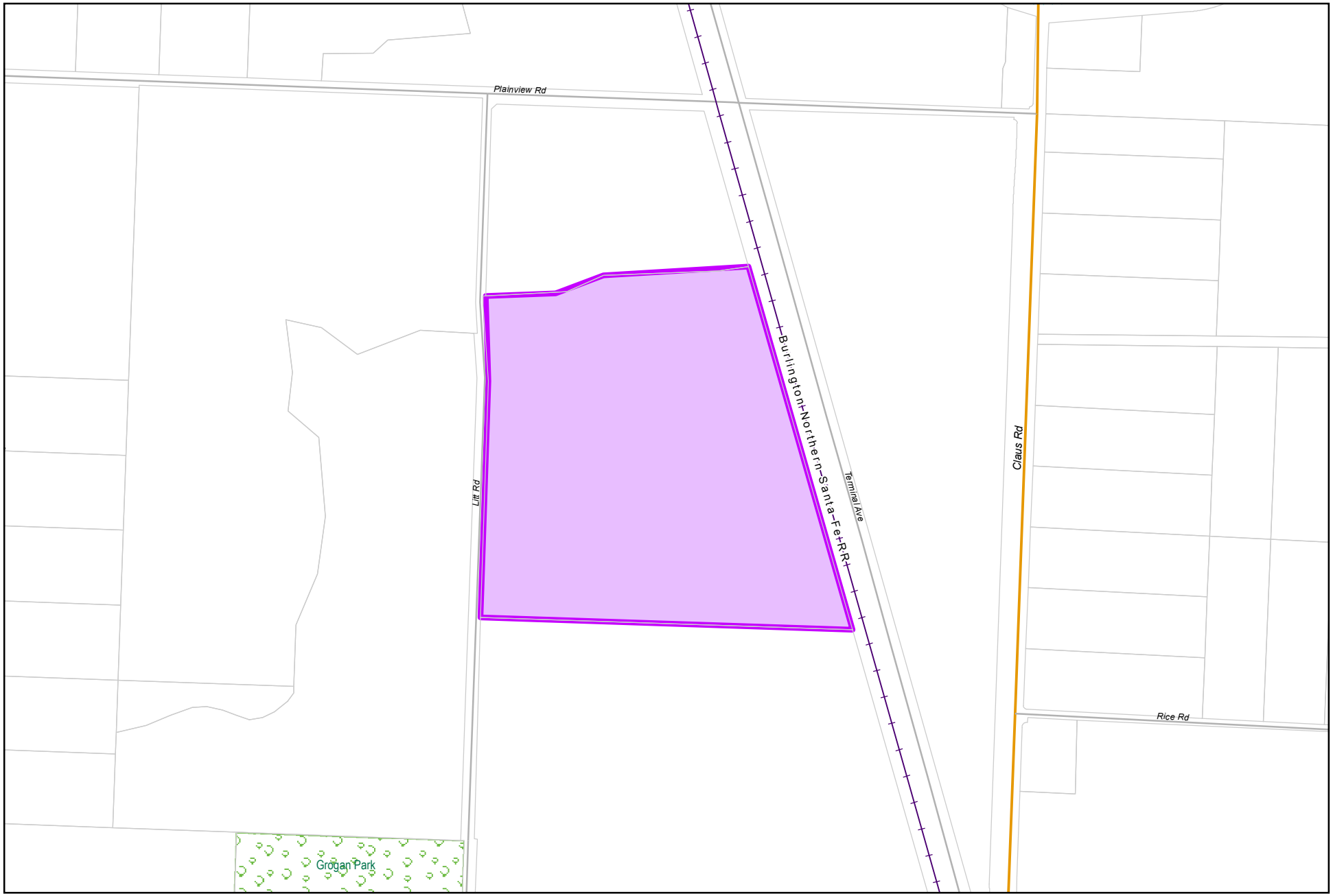

0 500 1,000
Feet

City of Modesto

Project #: 100812

UPP - Water Corp Yard

MODESTO CALIFORNIA

UPP - Water Corp Yard

100812

Capital Unsponsored

Cost Center:	59999	*Category:*	Water	*Start Date:*	2014
Hosting Fund:	Water Fund - CIP Projects-4180	*Type Class:*	Water	*End Date:*	2022
Element Listing:	Comm Svcs & Fac	*Area:*	Within City	*Status:*	Active
Classification:	Improvements	*Manager:*	Davalos, Robert	*Const. Code:*	Under Construction

Proj Desc: This project will develop and construct a new Water Corporation Yard for the Water Services Division utilizing the Design-Build (DB) procurement method. The initial phase of the project involved the purchase of land for the Corporation Yard. The next phase will require the services of a DB owner-advisor who will prepare scoping documents and preliminary site layouts, navigating the design-build process by preparing requests for qualifications, requests for proposals and assisting with the selection of the DB team. The DB team will ultimately design and construct the new Water Corporation Yard.

Proj Stat: Land acquired in FY 16; Scoping, site planning and preliminary design to be complete by May of 2017, with final design to be complete and construction to began in FY 19. Construction completed in FY 20 with project to be closed out in FY 21.

Revenues	Budget	Actuals+Commit	Available	Prop. Inc./Dec. for 20-21	Bud + Prop. Incr/Decr	Avail.+ Prop. Incr/Decr	21-22	22-23	23-24	24-25	Total Budgeted up to 2025
47020 Refunds, Damages, and Cost Recovery	0	2,581	-2,581	0	0	-2,581	0	0	0	0	0
Revenue Totals:	0	2,581	-2,581	0	0	-2,581	0	0	0	0	0

Expenditures	Budget	Actual+Commit	Available	Prop. Inc./Dec. for 20-21	Budget+Prop. Inc./Dec.	Avail.+Prop. Inc./Dec.	21-22	22-23	23-24	24-25	Total Budgeted up to 2025
CA Construction Admin	187,504	43,545	143,959	0	187,504	143,959	0	0	0	0	187,504
CCF City Constr Forces	91,096	91,095	1	0	91,096	1	0	0	0	0	91,096
CON Construction	13,650,000	13,650,000	0	0	13,650,000	0	0	0	0	0	13,650,000
CTGY-CIP Contingency - CIP	1,092,000	822,959	269,041	0	1,092,000	269,041	0	0	0	0	1,092,000
EDA Eng/Design/Admin	2,443,543	2,277,252	166,291	0	2,443,543	166,291	0	0	0	0	2,443,543
ENV CIP - Environmental	61,499	0	61,499	170,000	231,499	231,499	0	0	0	0	231,499
LA Land Acquistion	2,185,858	2,186,958	-1,100	0	2,185,858	-1,100	0	0	0	0	2,185,858
Expenditure Totals:	19,711,500	19,071,808	639,692	170,000	19,881,500	809,692	0	0	0	0	19,881,500

Fund Balance Required	Budget+Prop. Inc./Dec.	Available+Prop. Inc./Dec.
Water Fund - CIP Projects-4180	19,881,500	812,273

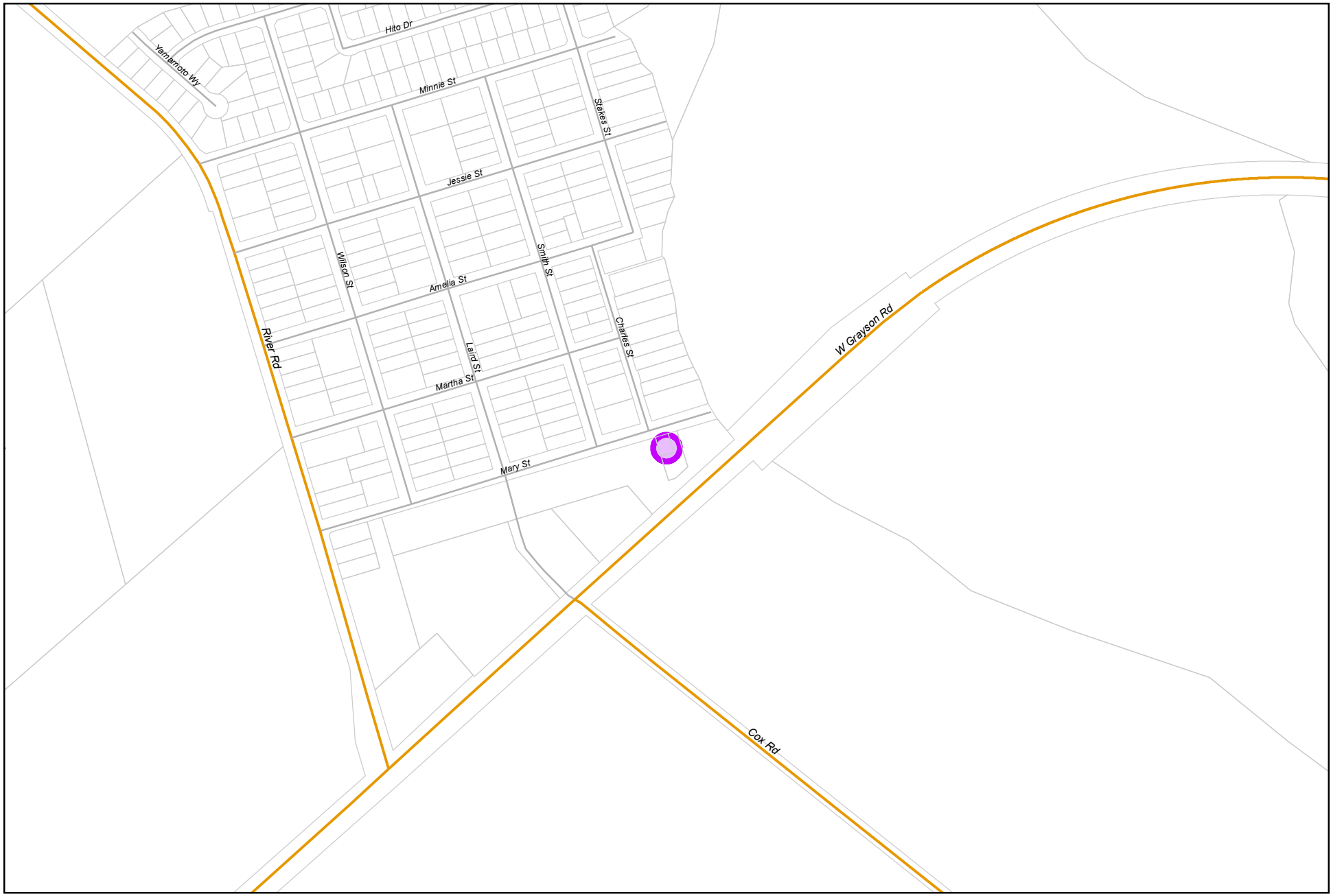

City of Modesto

Project #: 100835

UPP - Grayson Well 69 (Replacing Well 274) Subsurface

0 462.5 925
Feet

MODESTO
CALIFORNIA

UPP - Grayson Well 69 (Replacing Well 274) Subsurface

100835

Capital Unsponsored

Cost Center:	49999	*Category:*	Water	*Start Date:*	2015
Hosting Fund:	Water Fund - CIP Projects-4180	*Type Class:*	Water	*End Date:*	2022
Element Listing:	Comm Svcs & Fac	*Area:*	System Wide	*Status:*	Active
Classification:	Maintenance	*Manager:*	Davalos, Robert	*Const. Code:*	To be Closed

Proj Desc: Well 274 was constructed in 1967 by cable tool method to a total depth of 168 ft bgs for production of 220 gpm. Well construction may not provide the annular sear required by current well construction standards. Well 274 is currently active, serving the Grayson community. Recent nitrate concentrations have been reported to the State of California Water Resources Board, and timely action must be taken to keep the well in service.

Feasibility study indicated well replacement, additional land adjacent to existing welll site has been acquried from Stanislaus County for replacement well. Preliminary geophysical investigation and well construction anticipated FY 15/16; well construction complete in 2018. As a requirement of the State Department of Water Resources any new well must have a new identifier. As a result the City assigned the new well #69.

Proj Stat: Design and construction of well and surface improvements anticipated FY 17/18 with project closeout expected in FY 19/20. The surface improvements of the well to be constructed as part of a separate CIP.

Expenditures	Budget	Actual+Commit	Available	Prop. Inc./Dec. for 20-21	Budget+Prop. Inc./Dec.	Avail.+Prop. Inc./Dec.	21-22	22-23	23-24	24-25	Total Budgeted up to 2025
CA Construction Admin	80,000	29,782	50,218	0	80,000	50,218	0	0	0	0	80,000
CCF City Construct Force	25,000	0	25,000	0	25,000	25,000	0	0	0	0	25,000
CON Construction	600,000	408,472	191,528	0	600,000	191,528	0	0	0	0	600,000
CTGY-CIP Contingency - CIP	120,000	8,791	111,209	0	120,000	111,209	0	0	0	0	120,000
EDA Eng/Design/Admin	545,000	531,341	13,659	0	545,000	13,659	0	0	0	0	545,000
Expenditure Totals:	1,370,000	978,386	391,615	0	1,370,000	391,615	0	0	0	0	1,370,000

Fund Balance Required	Budget+Prop. Inc./Dec.	Available+Prop. Inc./Dec.
Water Fund - CIP Projects-4180	1,370,000	391,615

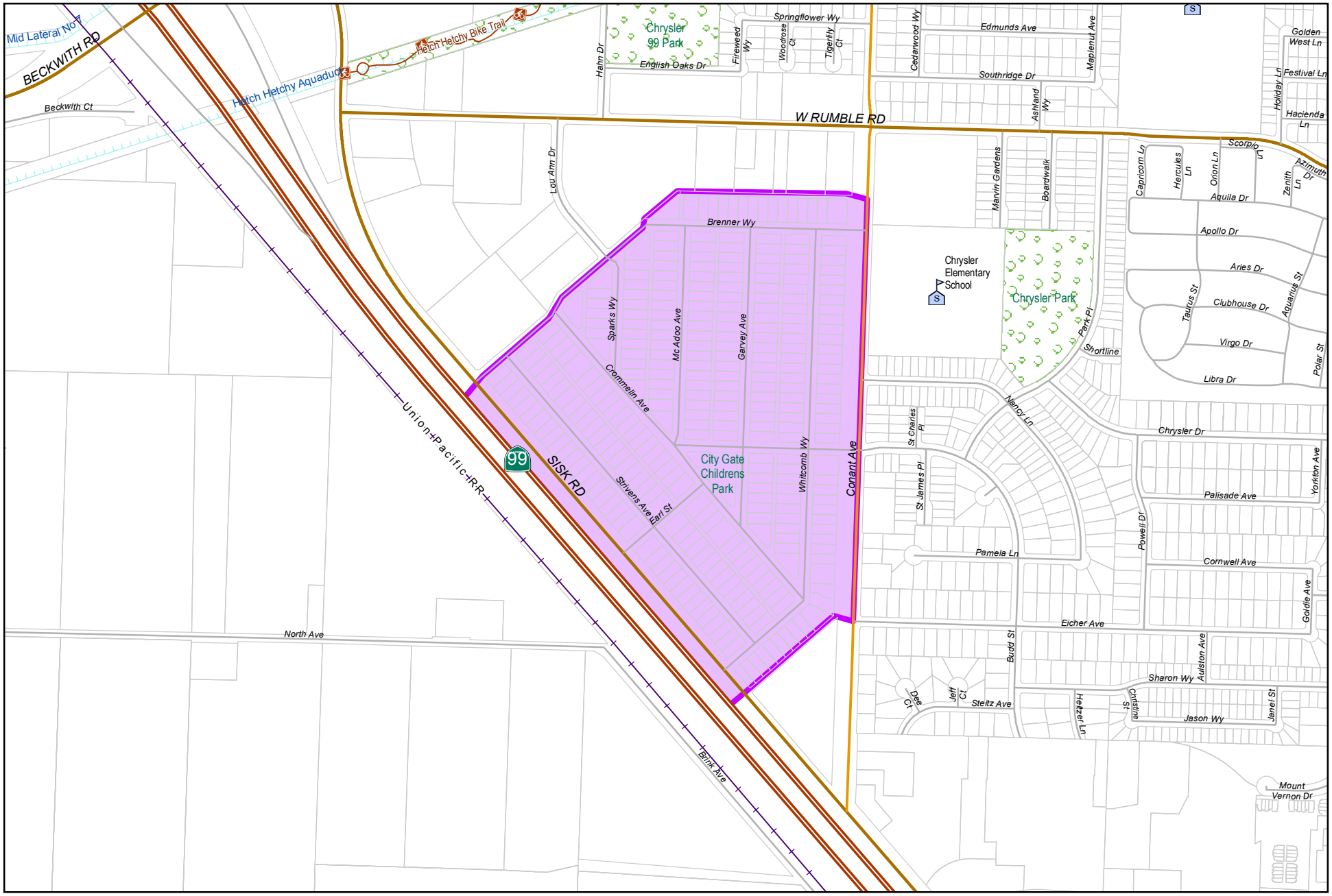

City of Modesto

Project #: 100846

UTI - Highway Village Strengthen & Replace Water Mains

0 600 1,200
Feet

MODESTO CALIFORNIA

UTI - Highway Village Strengthen & Replace Water Mains

100846

Capital Unsponsored

Cost Center:	49999	*Category:*	Water	*Start Date:*	2016
Hosting Fund:	Water Fund - CIP Projects-4180	*Type Class:*	Water	*End Date:*	2021
Element Listing:	Comm Svcs & Fac	*Area:*	System Wide	*Status:*	Active
Classification:	Replacement	*Manager:*	Davalos, Robert	*Const. Code:*	Not Awarded

Proj Desc: This project will provide funding to replace existing water mains within the Highway Village triangular area generally bounded by Conant on the East , Rumble on the North, and Sisk Road to the Southwest. Existing water mains in this area are old, undersized steel mains which are prone to leaking and low pressures. This project will replace the existing system with City standard water mains, valves and hydrants to improve system reliability, flows and pressures.

Proj Stat: Design to begin in FY 16/17. Construction to begin in FY 19-20.

Expenditures	Budget	Actual+Commit	Available	Prop. Inc./Dec. for 20-21	Budget+Prop. Inc./Dec.	Avail.+Prop. Inc./Dec.	21-22	22-23	23-24	24-25	Total Budgeted up to 2025
CA Construction Admin	300,000	377	299,623	0	300,000	299,623	0	0	0	0	300,000
CCF City Construct Force	45,000	0	45,000	0	45,000	45,000	0	0	0	0	45,000
CON Construction	3,020,000	0	3,020,000	0	3,020,000	3,020,000	0	0	0	0	3,020,000
CTGY-CIP Contingency - CIP	300,000	0	300,000	0	300,000	300,000	0	0	0	0	300,000
EDA Eng/Design/Admin	300,000	174,014	125,986	0	300,000	125,986	0	0	0	0	300,000
Expenditure Totals:	3,965,000	174,391	3,790,609	0	3,965,000	3,790,609	0	0	0	0	3,965,000

Fund Balance Required	Budget+Prop. Inc./Dec.	Available+Prop. Inc./Dec.
Water Fund - CIP Projects-4180	3,965,000	3,790,609

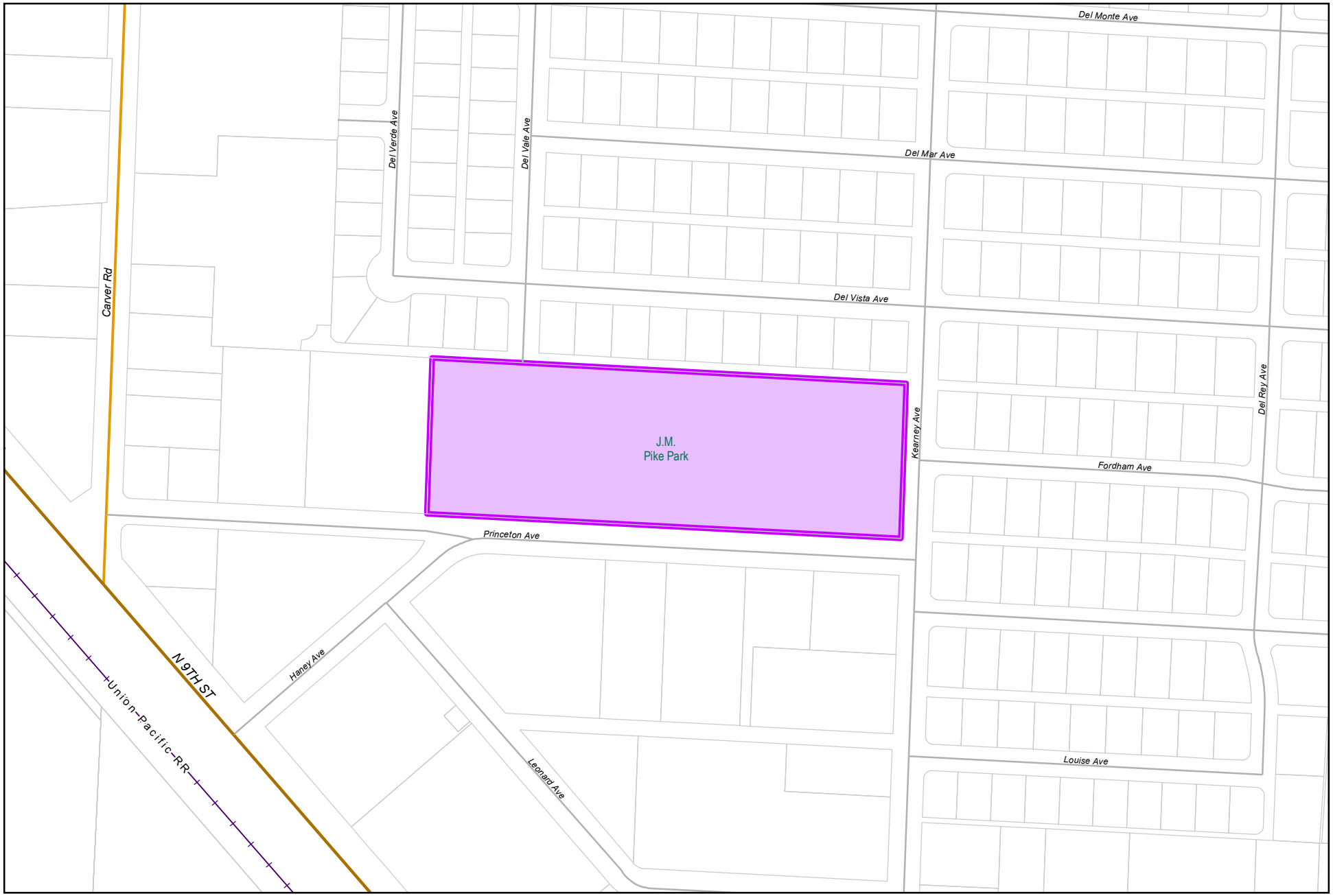

0 230 460
Feet

City of Modesto

Project #: 100851

UTL - Pike Park Neighborhood Strengthen & Replace Water Mains

MODESTO
CALIFORNIA

UTL - Pike Park Neighborhood Strengthen & Replace Water Mains 100851

Capital Unsponsored

Cost Center:	49999	*Category:*	Water	*Start Date:*	2016
Hosting Fund:	Water Fund - CIP Projects-4180	*Type Class:*	Water	*End Date:*	2023
Element Listing:	Comm Svcs & Fac	*Area:*	System Wide	*Status:*	Active
Classification:	Replacement	*Manager:*	Davalos, Robert	*Const. Code:*	Not Awarded

Proj Desc: This project will provide funding to replace existing water mains within the Pike Park Neighborhood area generally bounded by Tully on the East , Roseburg on the North, Carver on the West, and Coldwell on the South. Existing water mains in this area are old, undersized steel mains which are prone to leaking and low pressures. This project will replace the existing system with City standard water mains, valves and hydrants to improve system reliability, flows and pressures.

Proj Stat: Project deferred due to recent meter replacement. Design in FY 21/22; construction to begin FY 22/23.

Expenditures	Budget	Actual+Commit	Available	Prop. Inc./Dec. for 20-21	Budget+Prop. Inc./Dec.	Avail.+Prop. Inc./Dec.	21-22	22-23	23-24	24-25	Total Budgeted up to 2025
CCF City Const Forces	0	0	0	25,000	25,000	25,000	0	0	0	0	25,000
EDA Eng/Design/Admin	15,000	10,741	4,259	200,000	215,000	204,259	200,000	0	0	0	415,000
Expenditure Totals:	15,000	10,741	4,259	225,000	240,000	229,259	200,000	0	0	0	440,000

Fund Balance Required	Budget+Prop. Inc./Dec.	Available+Prop. Inc./Dec.
Water Fund - CIP Projects-4180	240,000	229,259

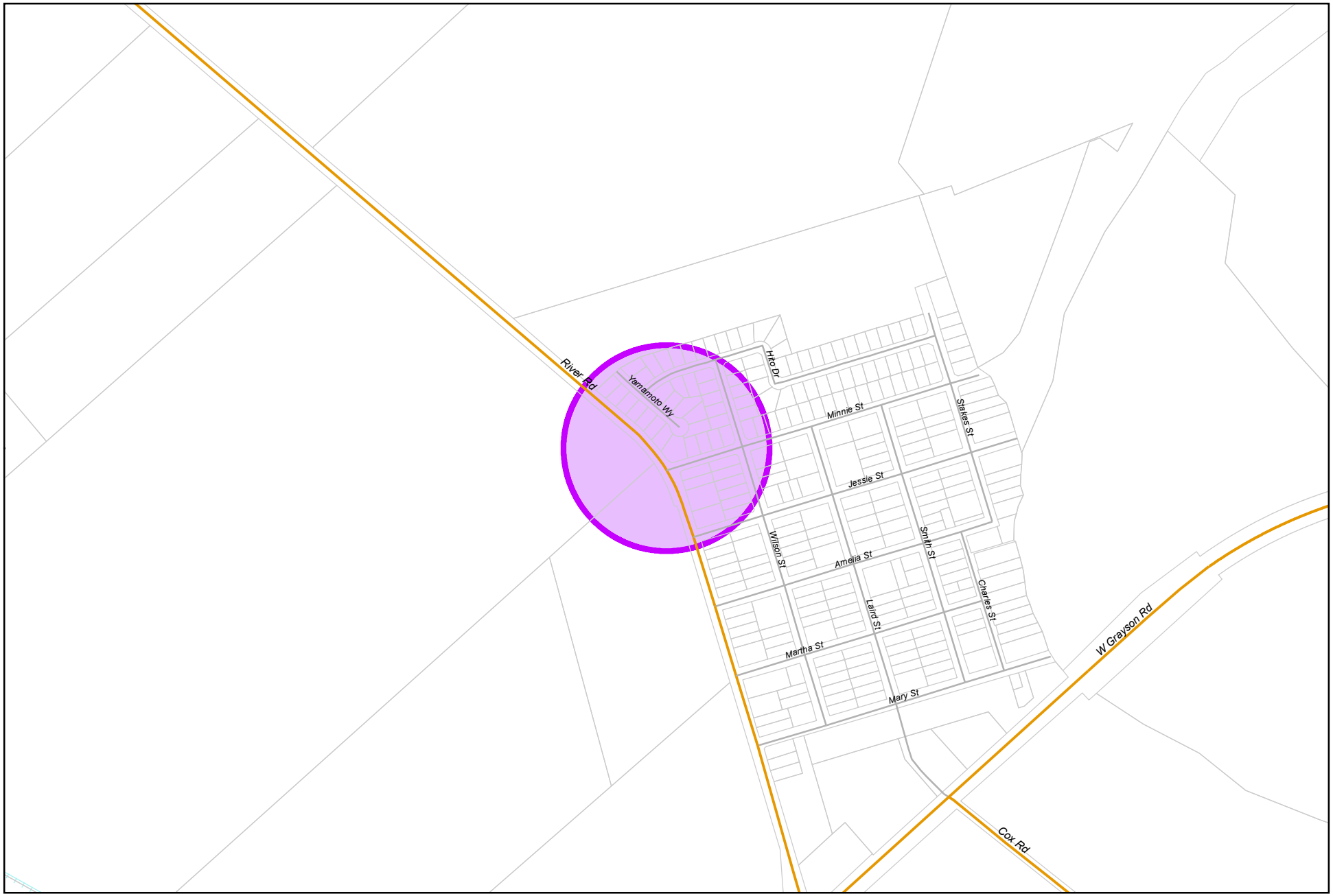

0 600 1,200
Feet

City of Modesto

Project #: 100852

UTL - Interior Recoat - Tank 9

MODESTO CALIFORNIA

UTL - Tank 9 Interior Recoat

100852

Capital Unsponsored

Cost Center:	49999	*Category:*	Water	*Start Date:*	2016
Hosting Fund:	Water Fund - CIP Projects-4180	*Type Class:*	Water	*End Date:*	2022
Element Listing:	Comm Svcs & Fac	*Area:*	System Wide	*Status:*	Active
Classification:	Maintenance	*Manager:*	Davalos, Robert	*Const. Code:*	Not Awarded

Proj Desc: This project will provide funding for removal and replacement of the existing interior coating (epoxy liner) of Tank 9 in order to prevent corrosion of the steel water tank walls. Should there be items that have been damaged due to corrosion, cathodic protection system replacement and other minor repairs may also be replaced.

Project Status Continued: New tank project in Grayson may eliminate project.

Proj Stat: Grayson tank recoat was scheduled for design and construction FY 18/19. Project was delayed due to Grayson Well's output and the ability to meet pressure demands with pump station being out of service.

Expenditures	Budget	Actual+Commit	Available	Prop. Inc./Dec. for 20-21	Budget+Prop. Inc./Dec.	Avail.+Prop. Inc./Dec.	21-22	22-23	23-24	24-25	Total Budgeted up to 2025
CA Construction Admin	46,000	0	46,000	0	46,000	46,000	0	0	0	0	46,000
CCF City Construct Force	10,000	0	10,000	0	10,000	10,000	0	0	0	0	10,000
CON Construction	500,000	0	500,000	0	500,000	500,000	0	0	0	0	500,000
CTGY-CIP Contingency - CIP	50,000	0	50,000	0	50,000	50,000	0	0	0	0	50,000
EDA Eng/Design/Admin	77,000	4,210	72,790	0	77,000	72,790	0	0	0	0	77,000
Expenditure Totals:	683,000	4,210	678,790	0	683,000	678,790	0	0	0	0	683,000

Fund Balance Required	Budget+Prop. Inc./Dec.	Available+Prop. Inc./Dec.
Water Fund - CIP Projects-4180	683,000	678,790

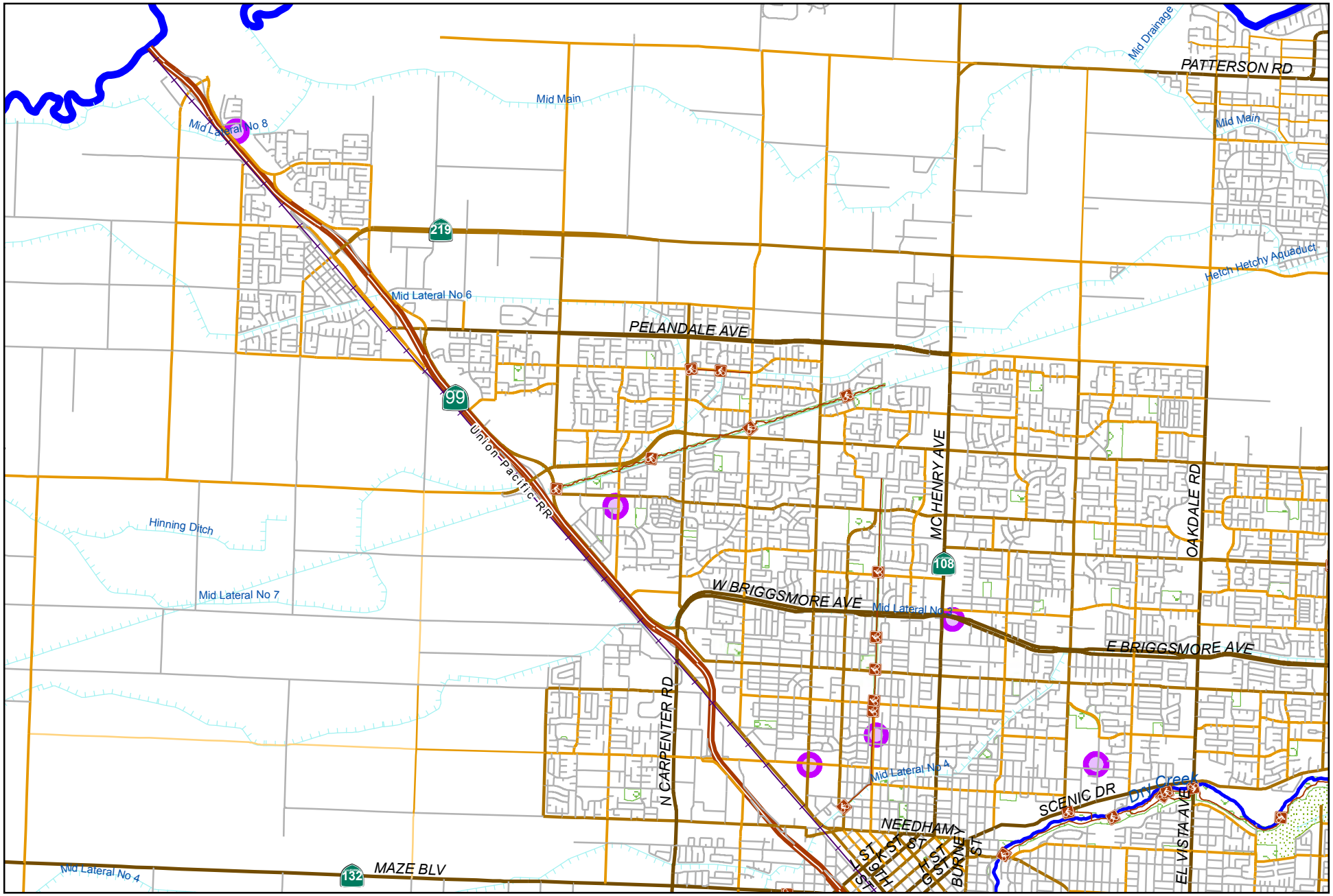

0 4,950 9,900
Feet

City of Modesto

Project #: 100853

UTL - Well 72 (Replacing 229) Subsurface

MODESTO CALIFORNIA

UTL - Well 72 (Replacing Well 229) Subsurface

100853

Capital Unsponsored

Cost Center:	49999	*Category:*	Water	*Start Date:*	2016
Hosting Fund:	Water Fund - CIP Projects-4180	*Type Class:*	Water	*End Date:*	2021
Element Listing:	Comm Svcs & Fac	*Area:*	System Wide	*Status:*	Active
Classification:	Maintenance	*Manager:*	Davalos, Robert	*Const. Code:*	Construction Completed

Proj Desc: This project will provide funding for engineering design, subsurface investigation, and consultant hydro-geologist work where required, to drill a new well at existing well site 229. This project is intended to limit the amount of treatment and restore the well to its optimum capacity. This project will design and construct the below ground replacement only. Above ground pumps, piping, and electrical work are to be funded by another CIP. As a requirement from the State Department of Water Resources, any new well drilled is required to have a new identifier. The city assisgned the new well #72.

Proj Stat: Drought/Non-potable use potential of wells has delayed destruction and replacement of various wells. Design began in Spring 2017 and construction was completed in Fall 2019. Project is anticipated to be closed in FY 20/21.

Expenditures	Budget	Actual+Commit	Available	Prop. Inc./Dec. for 20-21	Budget+Prop. Inc./Dec.	Avail.+Prop. Inc./Dec.	21-22	22-23	23-24	24-25	Total Budgeted up to 2025
CA Construction Admin	60,034	36,029	24,005	0	60,034	24,005	0	0	0	0	60,034
CC Consultant Charges	0	0	0	0	0	0	0	0	0	0	0
CCF City Construct Force	17,000	0	17,000	0	17,000	17,000	0	0	0	0	17,000
CON Construction	556,906	556,906	0	0	556,906	0	0	0	0	0	556,906
CTGY-CIP Contingency - CIP	139,227	15,154	124,073	0	139,227	124,073	0	0	0	0	139,227
EDA Eng/Design/Admin	1,109,868	1,073,300	36,568	0	1,109,868	36,568	0	0	0	0	1,109,868
ENV CIP - Environmental	136	136	0	0	136	0	0	0	0	0	136
Expenditure Totals:	1,883,171	1,681,525	201,646	0	1,883,171	201,646	0	0	0	0	1,883,171

Fund Balance Required	Budget+Prop. Inc./Dec.	Available+Prop. Inc./Dec.
Water Fund - CIP Projects-4180	1,883,171	201,646

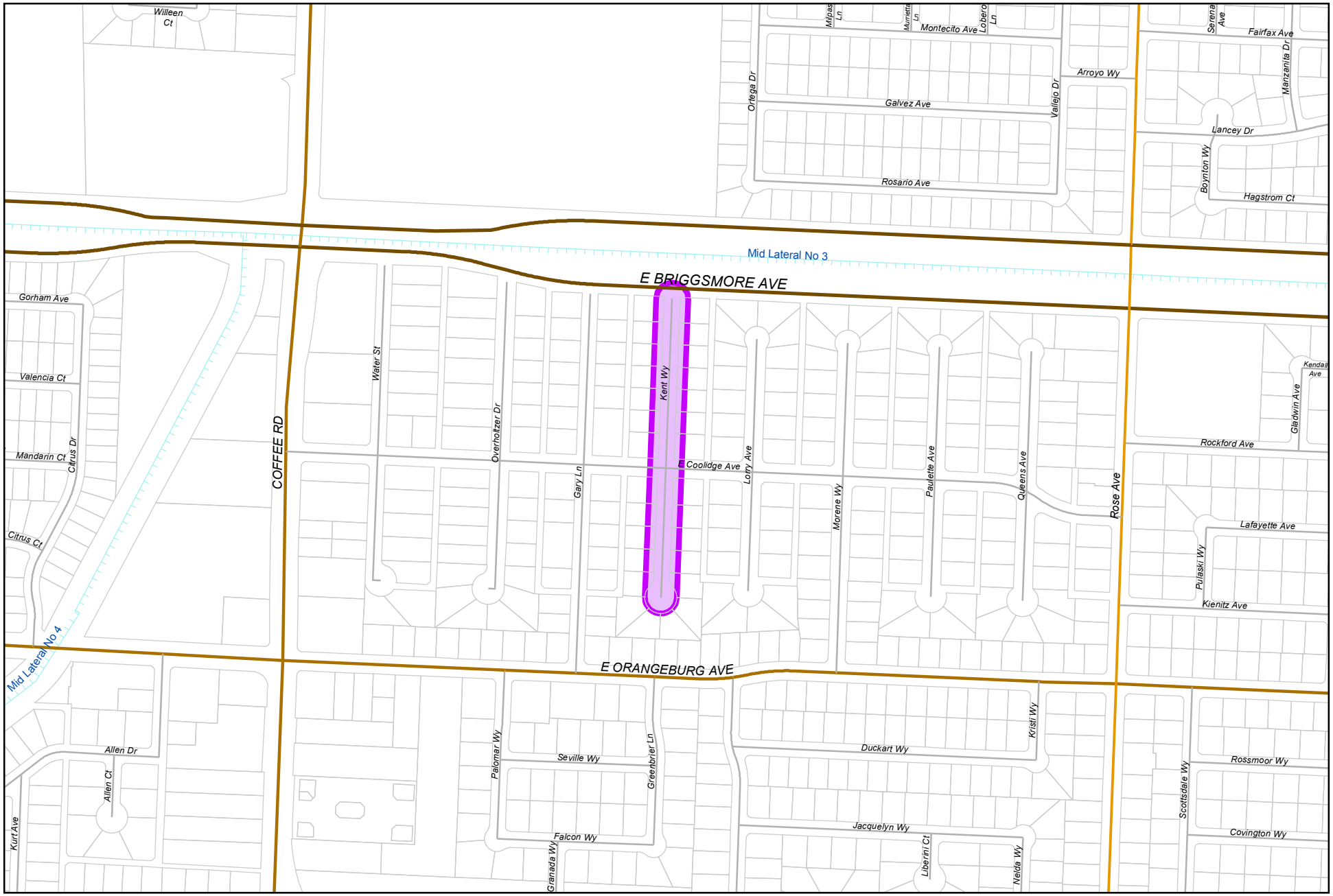

0 387.5 775
Feet

City of Modesto

Project #: 100855

UTL - Kent Way Water Main

MODESTO CALIFORNIA

UTL - Kent Way Water Main

100855

Capital Unsponsored

Cost Center:	49999	*Category:*	Water	*Start Date:*	
Hosting Fund:	Water Fund - CIP Projects-4180	*Type Class:*	Water	*End Date:*	
Element Listing:	Comm Svcs & Fac	*Area:*	Within City	*Status:*	Active
Classification:	Replacement	*Manager:*	Savidge, David L	*Const. Code:*	New or Future

Proj Desc: Rehabilitation of water mains in the Kent Way neighborhood – W Lorry Ave to Paulette and S Orangeburg to E Briggsmore: Replace 3,950 feet of water main, 83 services and 8 hydrants.

Proj Stat: This project will be completed in FY 18/19.

Expenditures	Budget	Actual+Commit	Available	Prop. Inc./Dec. for 20-21	Budget+Prop. Inc./Dec.	Avail.+Prop. Inc./Dec.	21-22	22-23	23-24	24-25	Total Budgeted up to 2025
CA Construction Admin	2,000	0	2,000	0	2,000	2,000	0	0	0	0	2,000
CCF City Construct Force	362,105	303,250	58,855	0	362,105	58,855	0	0	0	0	362,105
EDA Eng/Design/Admin	2,000	0	2,000	0	2,000	2,000	0	0	0	0	2,000
Expenditure Totals:	366,105	303,250	62,855	0	366,105	62,855	0	0	0	0	366,105

Fund Balance Required	Budget+Prop. Inc./Dec.	Available+Prop. Inc./Dec.
Water Fund - CIP Projects-4180	366,105	62,855

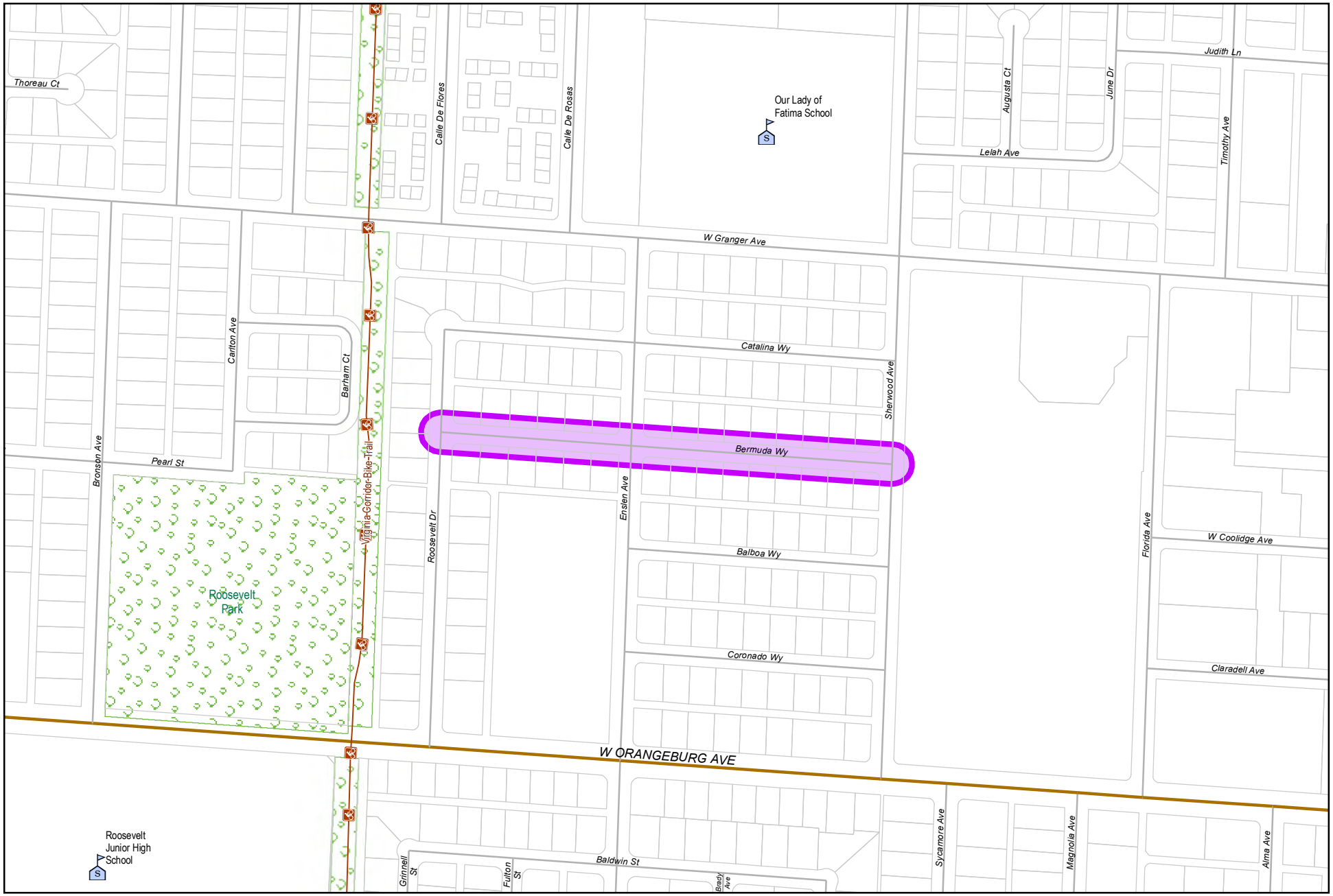

0 310 620
Feet

City of Modesto

Project #: 100857

UTL - Bermuda Way Strengthen & Replace Water Mains

UTL - Bermuda Way Strengthen and Replace Water Mains 100857

Capital Unsponsored

Cost Center:	49999	*Category:*	Water	*Start Date:*	2017
Hosting Fund:	Water Fund - CIP Projects-4180	*Type Class:*	Water	*End Date:*	2021
Element Listing:	Comm Svcs & Fac	*Area:*	Within City	*Status:*	Active
Classification:	Replacement	*Manager:*	Davalos, Robert	*Const. Code:*	Under Construction

Proj Desc: Rehabilitation of water mains in the Bermuda Way neighborhood – W Roosevelt Dr to Sherwood Dr, Grainger to Bermuda: Replace 4,840 feet of water main, 77 services and 6 hydrants.

Proj Stat: Design to be completed in FY 18/19 with construction anticipated for FY 19/20.

Expenditures	Budget	Actual+Commit	Available	Prop. Inc./Dec. for 20-21	Budget+Prop. Inc./Dec.	Avail.+Prop. Inc./Dec.	21-22	22-23	23-24	24-25	Total Budgeted up to 2025
CA Construction Admin	192,192	64,081	128,111	0	192,192	128,111	0	0	0	0	192,192
CCF City Construct Force	60,000	0	60,000	0	60,000	60,000	0	0	0	0	60,000
CON Construction	1,868,250	1,568,249	300,001	0	1,868,250	300,001	0	0	0	0	1,868,250
CTGY-CIP Contingency - cip	155,460	0	155,460	0	155,460	155,460	0	0	0	0	155,460
EDA Eng/Design/Admin	158,438	87,856	70,582	0	158,438	70,582	0	0	0	0	158,438
Expenditure Totals:	2,434,340	1,720,186	714,154	0	2,434,340	714,154	0	0	0	0	2,434,340

Fund Balance Required	Budget+Prop. Inc./Dec.	Available+Prop. Inc./Dec.
Water Fund - CIP Projects-4180	2,434,340	714,154

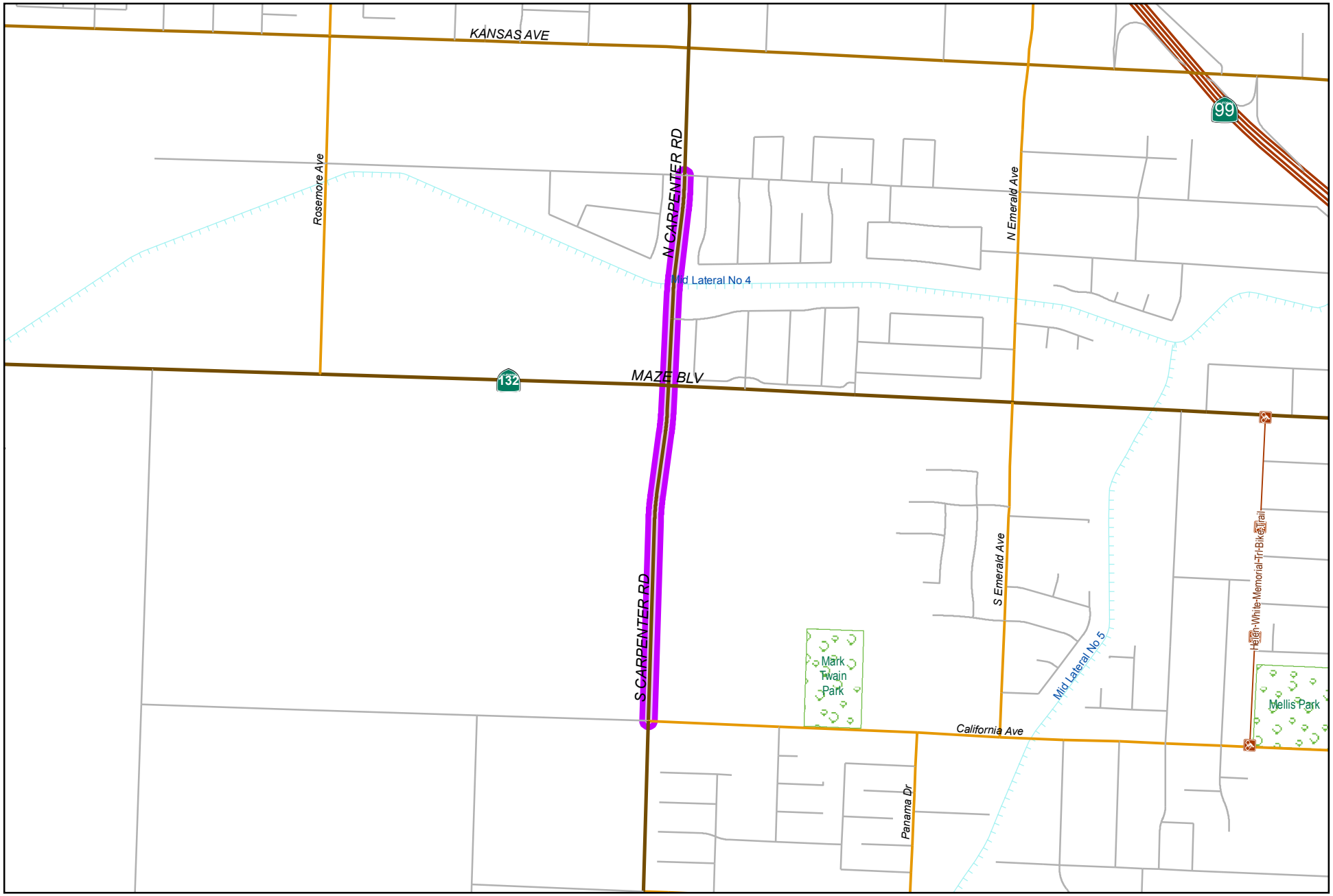

0 950 1,900
Feet

City of Modesto

Project #: 100923

UTL - SR 132 Relocate Water Mains

MODESTO CALIFORNIA

UTL - SR 132 Relocation - Water Mains

100923

Capital Unsponsored

Cost Center:	49999	*Category:*	Water	*Start Date:*	2017
Hosting Fund:	Water Fund - CIP Projects-4180	*Type Class:*	Water	*End Date:*	2022
Element Listing:	Comm Svcs & Fac	*Area:*	System Wide	*Status:*	Active
Classification:	Replacement	*Manager:*	Davalos, Robert	*Const. Code:*	Under Construction

Proj Desc: This project will provide funding for Phase 1A to replace and upsize an existing water main in Carpenter Road across from the proposed new SR132.

Other impacts occur at Rosemere, Emerald & Kansas where lines will be brought up to City standards or abandoned.

The design will be developed and incorporated into the Community Economic Development project SR132 construction documents.

Proj Stat: Project is currently under construction with completion expected in FY 20/21.

Expenditures	Budget	Actual+Commit	Available	Prop. Inc./Dec. for 20-21	Budget+Prop. Inc./Dec.	Avail.+Prop. Inc./Dec.	21-22	22-23	23-24	24-25	Total Budgeted up to 2025
CA Construction Admin	20,000	0	20,000	0	20,000	20,000	0	0	0	0	20,000
CCF City Construct Force	10,000	384	9,616	0	10,000	9,616	0	0	0	0	10,000
CON Construction	300,000	0	300,000	0	300,000	300,000	0	0	0	0	300,000
CTGY Contingency - CIP	30,000	0	30,000	0	30,000	30,000	0	0	0	0	30,000
EDA Eng/Design/Admin	50,000	3,878	46,122	0	50,000	46,122	0	0	0	0	50,000
Expenditure Totals:	410,000	4,262	405,738	0	410,000	405,738	0	0	0	0	410,000

Fund Balance Required	Budget+Prop. Inc./Dec.	Available+Prop. Inc./Dec.
Water Fund - CIP Projects-4180	410,000	405,738

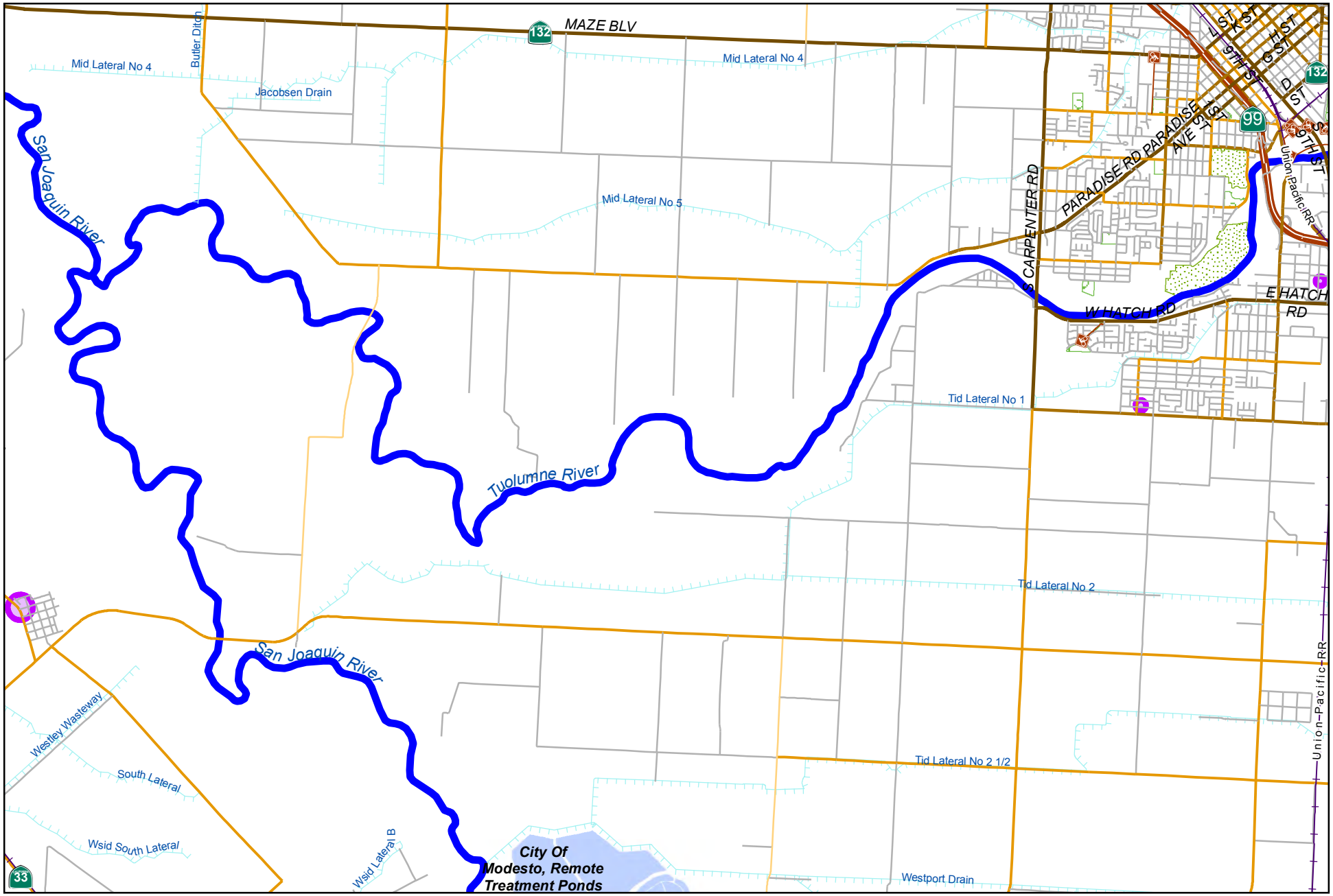

0 5,000 10,000
Feet

City of Modesto

Project #: 100924

UTL - Steel Water Storage Tanks Structural Repairs

MODESTO
CALIFORNIA

UTL - Steel Water Storage Tanks Structural Repairs

100924

Capital Unsponsored

Cost Center:	49999	*Category:*	Water	*Start Date:*	2017
Hosting Fund:	Water Fund - CIP Projects-4180	*Type Class:*	Water	*End Date:*	2021
Element Listing:	Comm Svcs & Fac	*Area:*	System Wide	*Status:*	Active
Classification:	Maintenance	*Manager:*	Davalos, Robert	*Const. Code:*	Not Awarded

Proj Desc: This project will provide structural repairs to Tanks 7, 8 and 9. The need for extensive structural repairs has been identified during the recoating of Tanks 7 and 8, and inspections of Tank 9. Repairs include (but are not limited to) additional plates required around openings installed after Tank construction, repairs/replacement of dollar plate and structural steel roof members. Portions of the tank roof may need to be removed for access (approx 5-feet in diameter), which will need to be replaced following repairs. All surfaces will require recoating.

Proj Stat: Proposals received in FY 17/18. Evaluations and reports of tanks completed in FY 17/18. The severity of each tank will determine which tank is repaired first.

Expenditures	Budget	Actual+Commit	Available	Prop. Inc./Dec. for 20-21	Budget+Prop. Inc./Dec.	Avail.+Prop. Inc./Dec.	21-22	22-23	23-24	24-25	Total Budgeted up to 2025
CA Construction Admin	146,000	0	146,000	0	146,000	146,000	0	0	0	0	146,000
CCF City Construct Force	30,000	0	30,000	0	30,000	30,000	0	0	0	0	30,000
CON Construction	1,460,000	0	1,460,000	0	1,460,000	1,460,000	300,000	300,000	0	0	2,060,000
CTGY-CIP Contingency - CIP	146,000	0	146,000	0	146,000	146,000	0	0	0	0	146,000
EDA Eng/Design/Admin	220,000	108,266	111,734	0	220,000	111,734	0	0	0	0	220,000
Expenditure Totals:	2,002,000	108,266	1,893,734	0	2,002,000	1,893,734	300,000	300,000	0	0	2,602,000

Fund Balance Required	Budget+Prop. Inc./Dec.	Available+Prop. Inc./Dec.
Water Fund - CIP Projects-4180	2,002,000	1,893,734

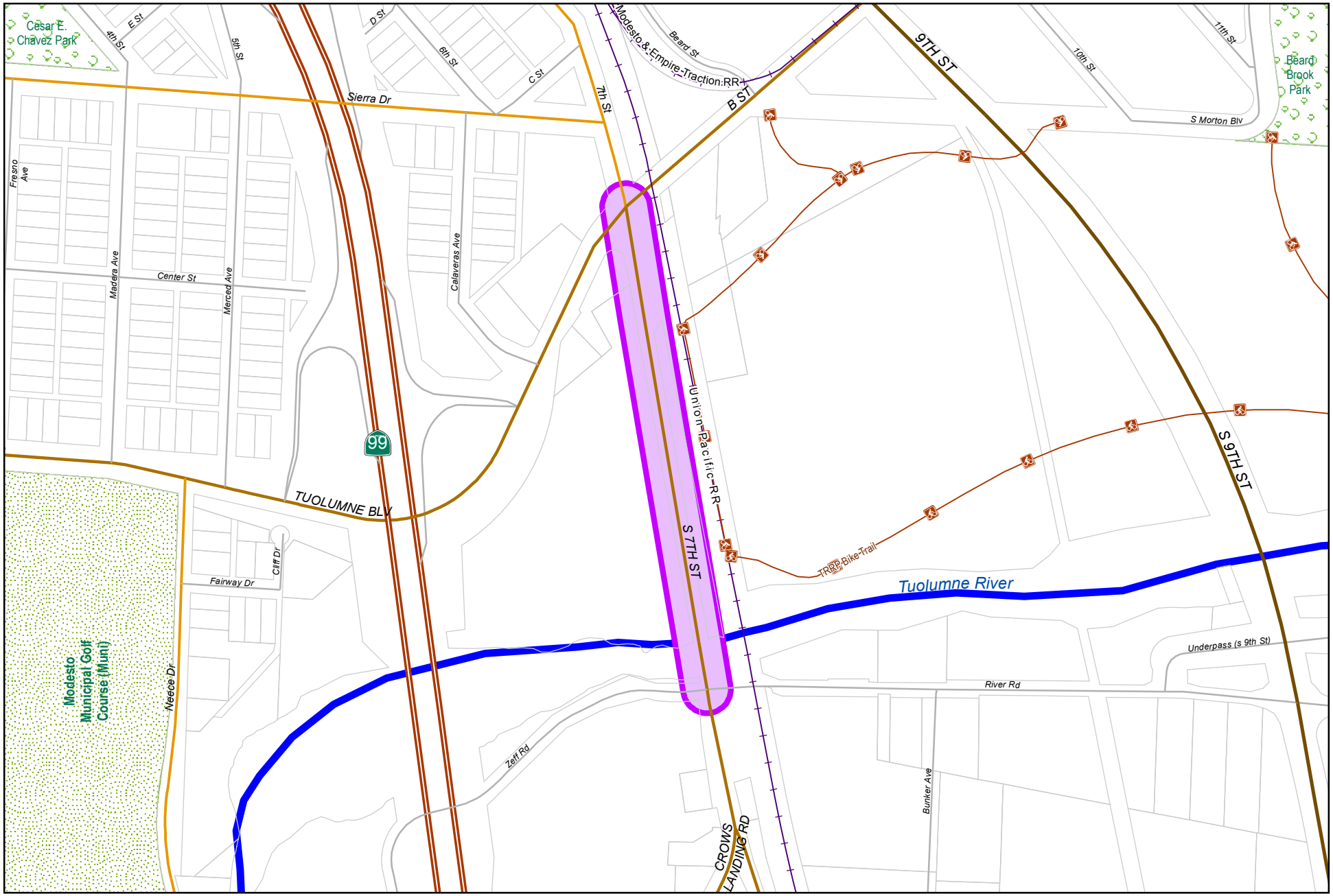

0 387.5 775
Feet

City of Modesto

Project #: 100933

UTL - 7th Street Bridge Water Main

MODESTO CALIFORNIA

UTL - 7th Street Bridge Water Main

100933

Capital Unsponsored

Cost Center:	49999	*Category:*	Water	*Start Date:*	2017
Hosting Fund:	Water Fund - CIP Projects-4180	*Type Class:*	Water	*End Date:*	2023
Element Listing:	Comm Svcs & Fac	*Area:*	System Wide	*Status:*	Active
Classification:	Improvements	*Manager:*	Davalos, Robert	*Const. Code:*	Not Awarded

Proj Desc: This project will provide funding for design and construction of a approximately 1,560 LF of new 16-inch water main in the 7th Street Bridge, in conjunction with the bridge replacement project. Stanislaus County is the lead agency, Phil Soares is the City contact, CH2MHill is the Consultant Engineer.

Proj Stat: The project is in environmental review process as of December 2015. Alternative 2B has been recommended and approved by Council. Bridge design is anticipated to start 2017 with construction anticipated to begin in 2022.

Expenditures	Budget	Actual+Commit	Available	Prop. Inc./Dec. for 20-21	Budget+Prop. Inc./Dec.	Avail.+Prop. Inc./Dec.	21-22	22-23	23-24	24-25	Total Budgeted up to 2025
CA Construction Admin	30,000	0	30,000	0	30,000	30,000	0	0	0	0	30,000
CCF City Construct Force	10,000	0	10,000	0	10,000	10,000	0	0	0	0	10,000
CON Construction	300,000	29	299,971	0	300,000	299,971	0	0	0	0	300,000
CTGY-CIP Contingency - CIP	30,000	0	30,000	0	30,000	30,000	0	0	0	0	30,000
EDA Eng/Design/Admin	100,000	1,500	98,500	0	100,000	98,500	0	0	0	0	100,000
Expenditure Totals:	470,000	1,529	468,471	0	470,000	468,471	0	0	0	0	470,000

Fund Balance Required	Budget+Prop. Inc./Dec.	Available+Prop. Inc./Dec.
Water Fund - CIP Projects-4180	470,000	468,471

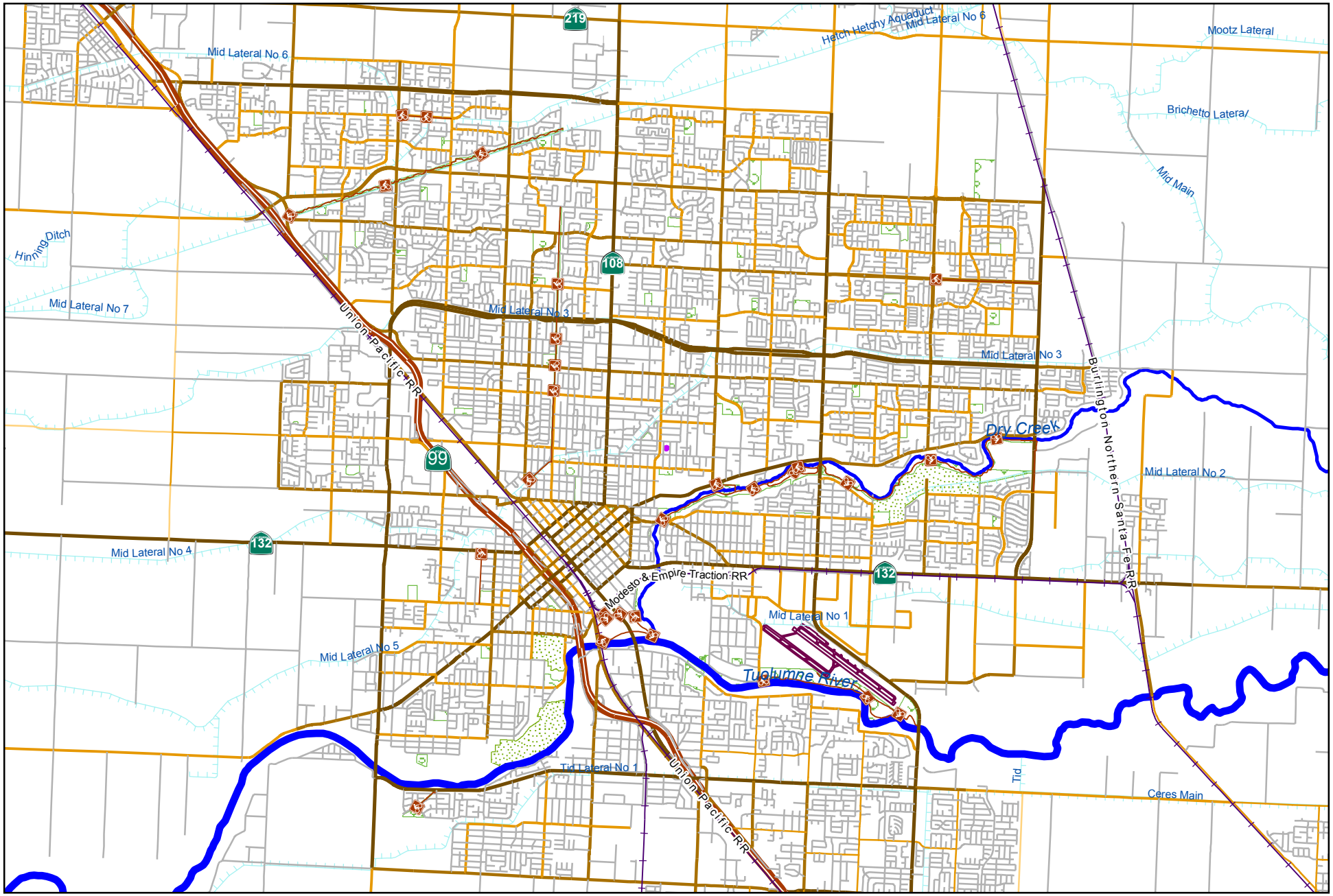

0 5,500 11,000
Feet

City of Modesto

Project #: 100934

UPP - Intergrated Regional Water Management Plan (IRWMP)

MODESTO CALIFORNIA

UPP - Intergrated Regional Water Management Plan (IRWMP) 100934

Capital Unsponsored

Cost Center:	49999	*Category:*	Water	*Start Date:*	2017
Hosting Fund:	Water Fund - CIP Projects-4180	*Type Class:*	Water	*End Date:*	2020
Element Listing:	Comm Svcs & Fac	*Area:*	System Wide	*Status:*	Active
Classification:	Maintenance	*Manager:*	Franco, Jesse	*Const. Code:*	New or Future

Proj Desc: This project is to provide funding for ongoing IRWM coordination, outreach, and management of the Plan including updating of Plan's projects, minor updates to the Plan, restructuring the stakeholder participation requirements and revised cost sharing agreements; and potentially hiring a consultant to assist as a resource in these efforts. Current tasks are also expected to include grant writing for Prop 1 funding opportunities through the IRWM process, participation in DACI Grant Program and possible need for consultant effort to assist in facilitating IRWM activities over the next fiscal year.

Proj Stat: Staff has secured Prop 1 funding for IRWMP update in FY 17/18.

Revenues	Budget	Actuals+Commit	Available	Prop. Inc./Dec. for 20-21	Bud + Prop. Incr/Decr	Avail.+ Prop. Incr/Decr	21-22	22-23	23-24	24-25	Total Budgeted up to 2025
42210 Intergov - State - Department of Water Resources	0	0	0	0	0	0	0	0	0	0	0
Revenue Totals:	0	0	0	0	0	0	0	0	0	0	0

Expenditures	Budget	Actual+Commit	Available	Prop. Inc./Dec. for 20-21	Budget+Prop. Inc./Dec.	Avail.+Prop. Inc./Dec.	21-22	22-23	23-24	24-25	Total Budgeted up to 2025
EDA Eng/Design/Admin	412,300	274,094	138,206	0	412,300	138,206	0	0	0	0	412,300
Expenditure Totals:	412,300	274,094	138,206	0	412,300	138,206	0	0	0	0	412,300

Fund Balance Required	Budget+Prop. Inc./Dec.	Available+Prop. Inc./Dec.
Water Fund - CIP Projects-4180	412,300	138,206

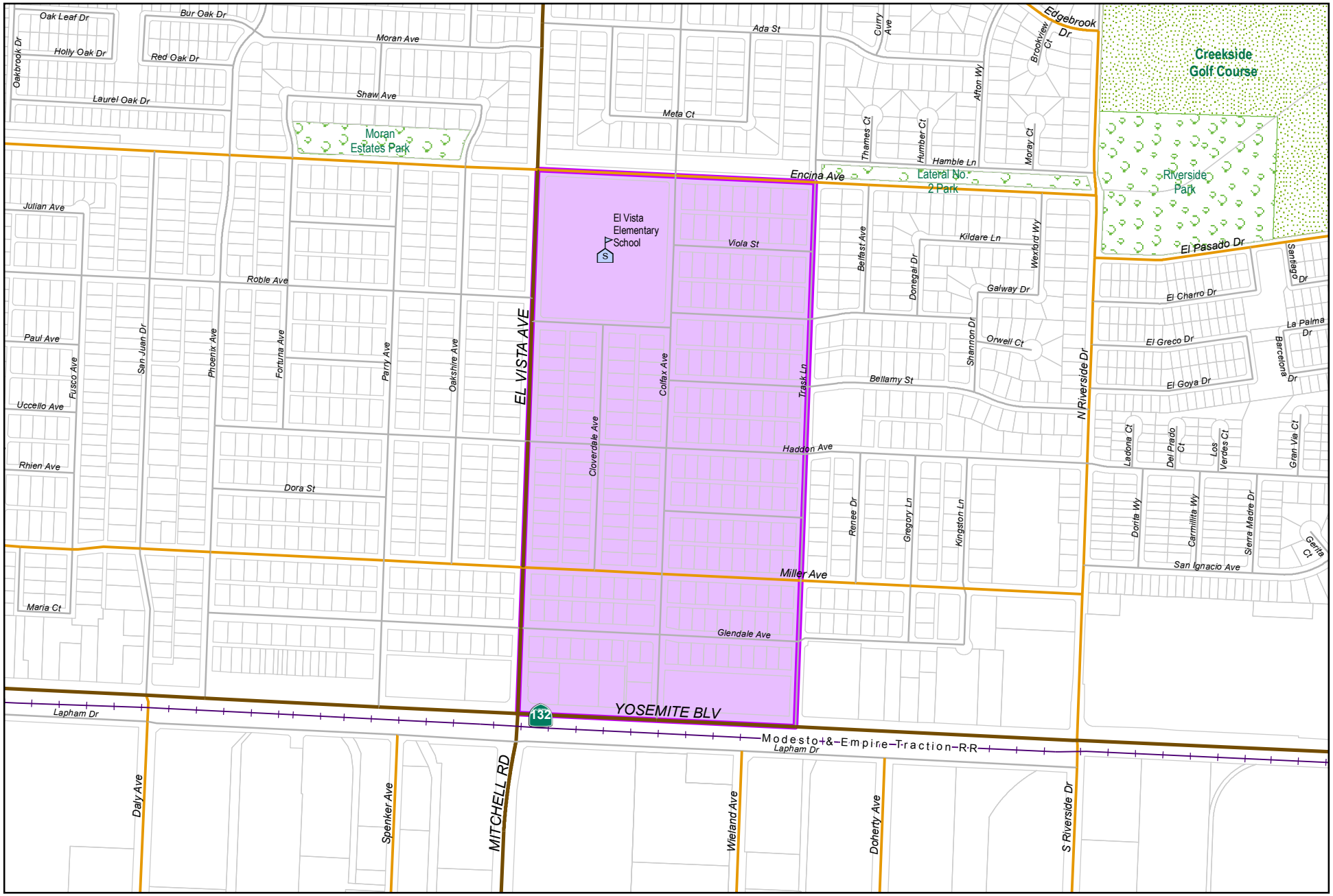

0 550 1,100
Feet

City of Modesto

Project #: 100953

UTL - La Loma Phase 3A Strengthen and Replace Water Mains

MODESTO CALIFORNIA

UTL - La Loma Phase 3A Strengthen and Replace Water Mains

100953

Capital Unsponsored

Cost Center:	49999	*Category:*	Water	*Start Date:*	2017
Hosting Fund:	Water Fund - CIP Projects-4180	*Type Class:*	Water	*End Date:*	2021
Element Listing:	Comm Svcs & Fac	*Area:*	System Wide	*Status:*	Active
Classification:	Maintenance	*Manager:*	Davalos, Robert	*Const. Code:*	Not Awarded

Proj Desc: This project will provide funding to replace approximately 16,400 LF of aged existing water mains within the La Loma Neighborhood generally bounded by Trask Ln on the East , Encina Ave on the North, and El Vista Ave on the West, and Yosemite Blvd on the South. Existing water mains in this area are old, undersized steel mains which are prone to leaking and low pressures. This project will replace the existing system with City standard water mains, valves and hydrants to improve system reliability, flows and pressures.

Proj Stat: Project design will begin in early 2017, with construction anticipated to begin in FY 20/21.

Expenditures	Budget	Actual+Commit	Available	Prop. Inc./Dec. for 20-21	Budget+Prop. Inc./Dec.	Avail.+Prop. Inc./Dec.	21-22	22-23	23-24	24-25	Total Budgeted up to 2025
CA Construction Admin	330,000	0	330,000	0	330,000	330,000	0	0	0	0	330,000
CCF City Construct Force	33,000	0	33,000	0	33,000	33,000	0	0	0	0	33,000
CON Construction	3,300,000	0	3,300,000	0	3,300,000	3,300,000	0	0	0	0	3,300,000
CTGY-CIP Contingency - CIP	330,000	0	330,000	0	330,000	330,000	0	0	0	0	330,000
EDA Eng/Design/Admin	263,000	176,064	86,936	0	263,000	86,936	0	0	0	0	263,000
Expenditure Totals:	4,256,000	176,064	4,079,936	0	4,256,000	4,079,936	0	0	0	0	4,256,000

Fund Balance Required	Budget+Prop. Inc./Dec.	Available+Prop. Inc./Dec.
Water Fund - CIP Projects-4180	4,256,000	4,079,936

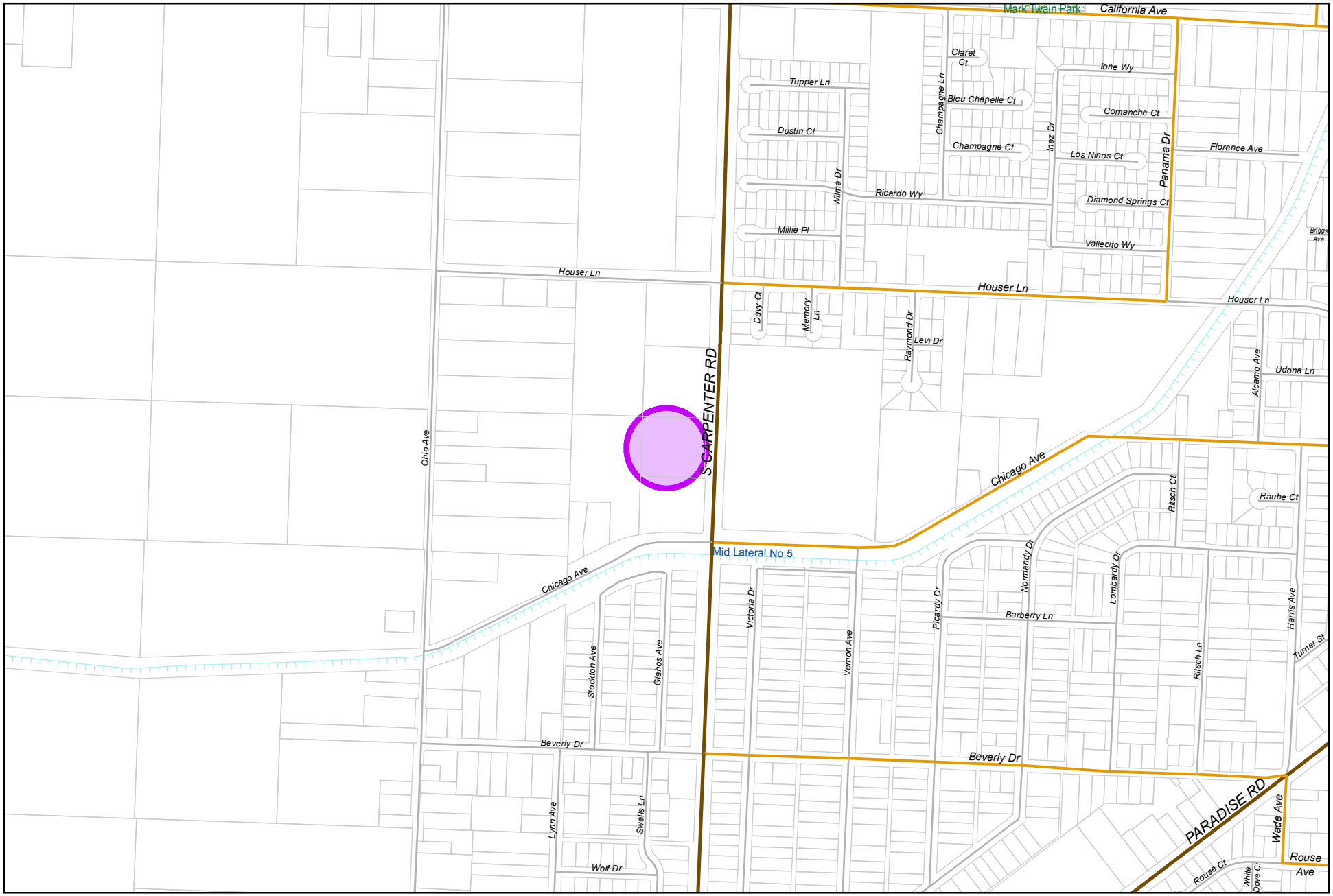

0 550 1,100
Feet

City of Modesto

Project #: 100977

UPP - Tank 6 Recoat & Repairs

MODESTO CALIFORNIA

UPP - Tank 6 Recoat & Repairs

100977

Capital Unsponsored

Cost Center:	49999	*Category:*	Water	*Start Date:*	2017
Hosting Fund:	Water Fund - CIP Projects-4180	*Type Class:*	Water	*End Date:*	2020
Element Listing:	Comm Svcs & Fac	*Area:*	System Wide	*Status:*	Active
Classification:	Maintenance	*Manager:*	Davalos, Robert	*Const. Code:*	To be Closed

Proj Desc: This project will provide funding for removal and replacement of the existing interior and exterior coating (epoxy liner) of Tank 6 in order to prevent corrosion of the steel water tank walls. Based on 2016 inspection report, minor repairs will be required on the interior and exterior of the tank. High wear appurtances (such as bolts, gaskets at tank access manways) will be replaced. Interior ladder and sacrificial cathodic protection system will be replaced and should there be items that have been damaged due to corrosion, other minor repairs will be made.

Proj Stat: Project to be completed in FY 17/18, to be accepted in FY 18/19 and closed FY 19/20.

Expenditures	Budget	Actual+Commit	Available	Prop. Inc./Dec. for 20-21	Budget+Prop. Inc./Dec.	Avail.+Prop. Inc./Dec.	21-22	22-23	23-24	24-25	Total Budgeted up to 2025
CA Construction Admin	75,840	30,567	45,273	0	75,840	45,273	0	0	0	0	75,840
CCF City Construct Force	47,400	0	47,400	0	47,400	47,400	0	0	0	0	47,400
CON Construction	948,000	823,941	124,059	0	948,000	124,059	0	0	0	0	948,000
CTGY-CIP Contingency - CIP	189,600	7,000	182,600	0	189,600	182,600	0	0	0	0	189,600
EDA Eng/Design/Admin	91,400	47,917	43,483	0	91,400	43,483	0	0	0	0	91,400
Expenditure Totals:	1,352,240	909,424	442,816	0	1,352,240	442,816	0	0	0	0	1,352,240

Fund Balance Required	Budget+Prop. Inc./Dec.	Available+Prop. Inc./Dec.
Water Fund - CIP Projects-4180	1,352,240	442,816

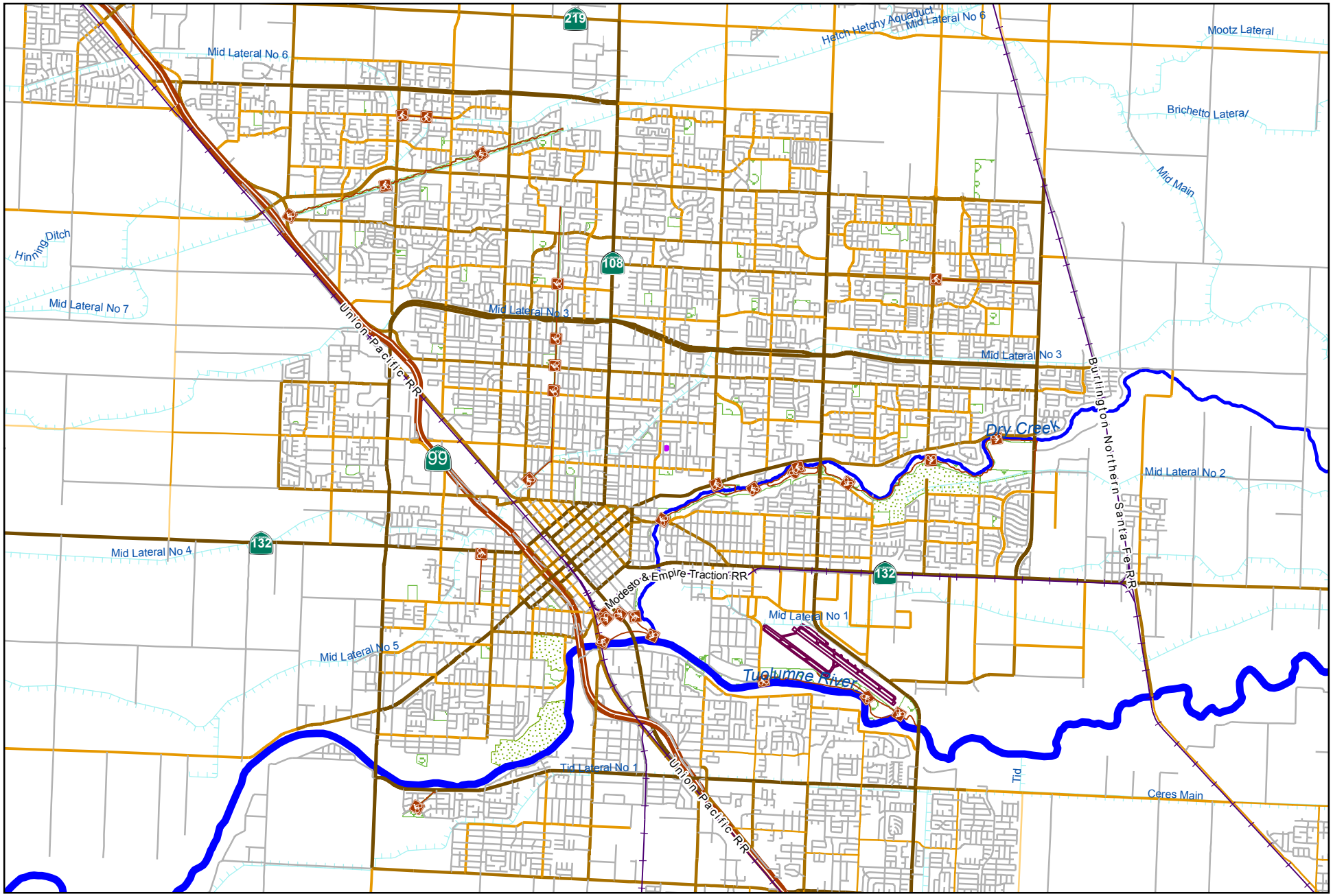

0 5,500 11,000
Feet

City of Modesto

Project #: 100999

UPP - New Generators at Various Well Locations

MODESTO CALIFORNIA

UPP - New Generators at Various Well Locations

100999

Capital Unsponsored

Cost Center:	49999	*Category:*	Water	*Start Date:*	2018
Hosting Fund:	Water Fund - CIP Projects-4180	*Type Class:*	Water	*End Date:*	2024
Element Listing:	Comm Svcs & Fac	*Area:*	System Wide	*Status:*	Active
Classification:	Maintenance	*Manager:*	Davalos, Robert	*Const. Code:*	Not Awarded

Proj Desc: This project will provide funding to install 18 back-up emergency generators at selected wells to supply additional emergency groundwater storage credit. The installation of the back-up generators will help eliminate the storage capacity deficit currently faced by the City of Modesto. Determination of which wells will be installed first to be determined by ranking and priority. When all locations receive a new generator it will provide the City an additional 21.1 MG of storage credit. Selected wells per the Draft Water Master Plan include wells 1, 4, 7, 16, 45, 47, 48, 50, 51, 58, 217, 237, 241, 267, 278, 284, 287 & 312.

Proj Stat: Project to begin fall FY 17/18, first phase of generators to begin in FY 20/21.

Expenditures	Budget	Actual+Commit	Available	Prop. Inc./Dec. for 20-21	Budget+Prop. Inc./Dec.	Avail.+Prop. Inc./Dec.	21-22	22-23	23-24	24-25	Total Budgeted up to 2025
CA Construction Admin	97,300	8,166	89,134	0	97,300	89,134	0	0	0	0	97,300
CCF City Construct Force	400,000	0	400,000	0	400,000	400,000	0	0	0	0	400,000
CON Construction	978,000	76,600	901,400	0	978,000	901,400	275,000	250,000	0	0	1,503,000
CTGY-CIP Contingency - CIP	97,300	0	97,300	0	97,300	97,300	0	0	0	0	97,300
EDA Eng/Design/Admin	211,400	30,400	181,000	0	211,400	181,000	0	0	0	0	211,400
Expenditure Totals:	1,784,000	115,166	1,668,834	0	1,784,000	1,668,834	275,000	250,000	0	0	2,309,000

Fund Balance Required	Budget+Prop. Inc./Dec.	Available+Prop. Inc./Dec.
Water Fund - CIP Projects-4180	1,784,000	1,668,834

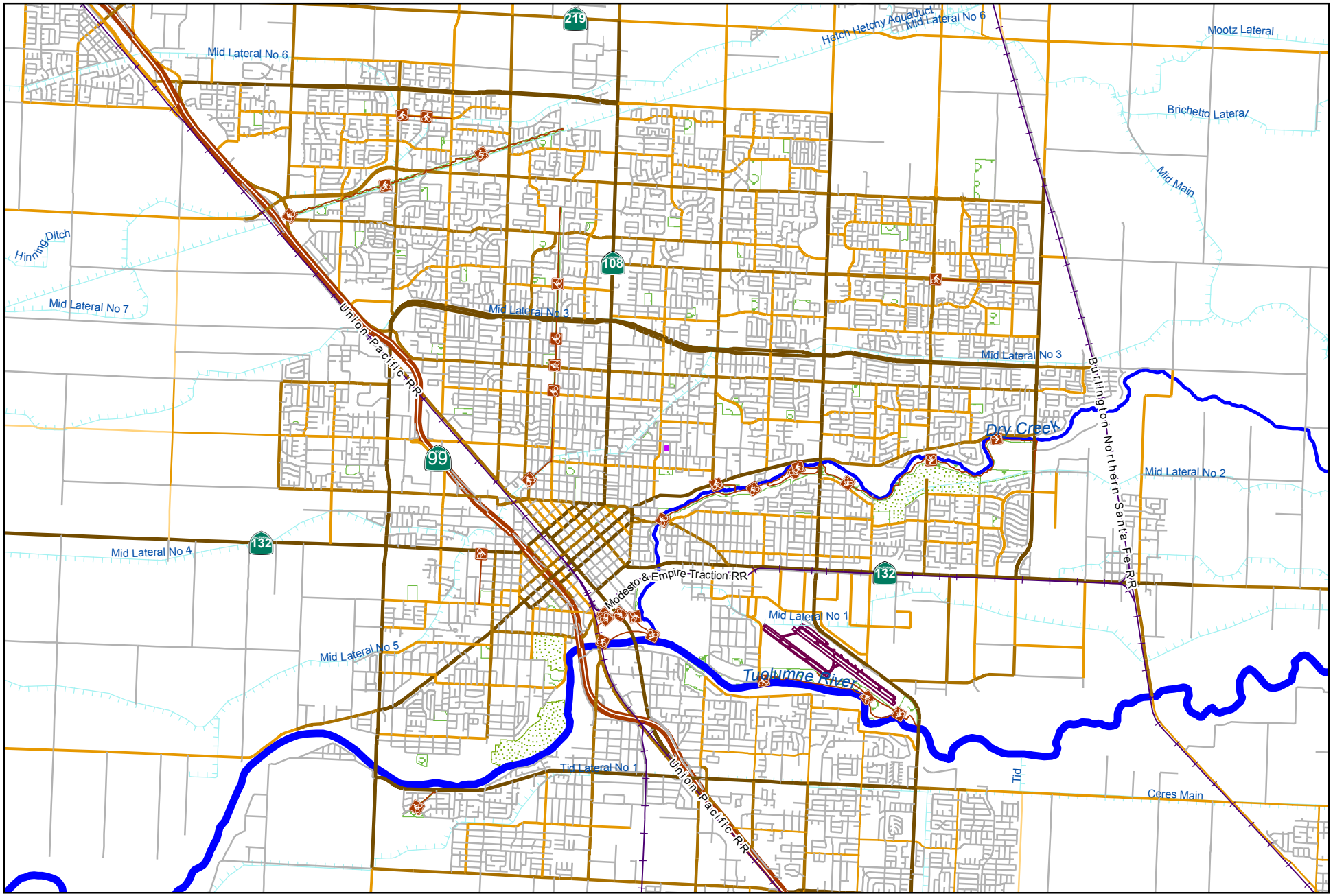

0 5,500 11,000
Feet

City of Modesto

Project #: 101000

UPP - Groundwater Monitoring Wells

MODESTO CALIFORNIA

UPP - Groundwater Monitoring Wells 2019

101000

Capital Unsponsored

Cost Center:	49999	*Category:*	Water	*Start Date:*	2017
Hosting Fund:	Water Fund - CIP Projects-4180	*Type Class:*	Water	*End Date:*	2021
Element Listing:	Comm Svcs & Fac	*Area:*	System Wide	*Status:*	Active
Classification:	Maintenance	*Manager:*	Davalos, Robert	*Const. Code:*	Construction Completed

Proj Desc: This project will provide funding to design, install, develop and monitor (8 quarterly monitoring events) 5 monitoring wells throughout the City of Modesto's contiguous water system. In accordance with previous groundwater characterization work performed by the City of Modesto, with the assistance of Todd Groundwater, there are several significant data gaps in the characterization of groundwater. Additional information is needed for characterization, fate and transport of contaminants of concern, and groundwater monitoring, which will benefit the City of Modesto in efficiently operating the well field, and incorporated into the various efforts to comply with SGMA. Nested or clustered groundwater monitoring wells are needed to collect discrete samples of the various subsurface aquifers for contaminants of concern, depth to ground water, and the lithology collected during monitoring well installation will be incorporated into groundwater characterization.

Proj Stat: Design anticipated in fall FY17/18, construction in FY 18/19 and completion in FY 19/20. Project to close in FY 20/21.

Expenditures	Budget	Actual+Commit	Available	Prop. Inc./Dec. for 20-21	Budget+Prop. Inc./Dec.	Avail.+Prop. Inc./Dec.	21-22	22-23	23-24	24-25	Total Budgeted up to 2025
CA Construction Admin	125,000	33,958	91,042	0	125,000	91,042	0	0	0	0	125,000
CCF City Construct Force	10,000	0	10,000	0	10,000	10,000	0	0	0	0	10,000
CON Construction	1,250,000	634,307	615,693	0	1,250,000	615,693	0	0	0	0	1,250,000
CTGY-CIP Contingency - CIP	125,000	86,675	38,325	0	125,000	38,325	0	0	0	0	125,000
EDA Eng/Design/Admin	325,000	133,858	191,142	0	325,000	191,142	0	0	0	0	325,000
Expenditure Totals:	1,835,000	888,798	946,202	0	1,835,000	946,202	0	0	0	0	1,835,000

Fund Balance Required	Budget+Prop. Inc./Dec.	Available+Prop. Inc./Dec.
Water Fund - CIP Projects-4180	1,835,000	946,202

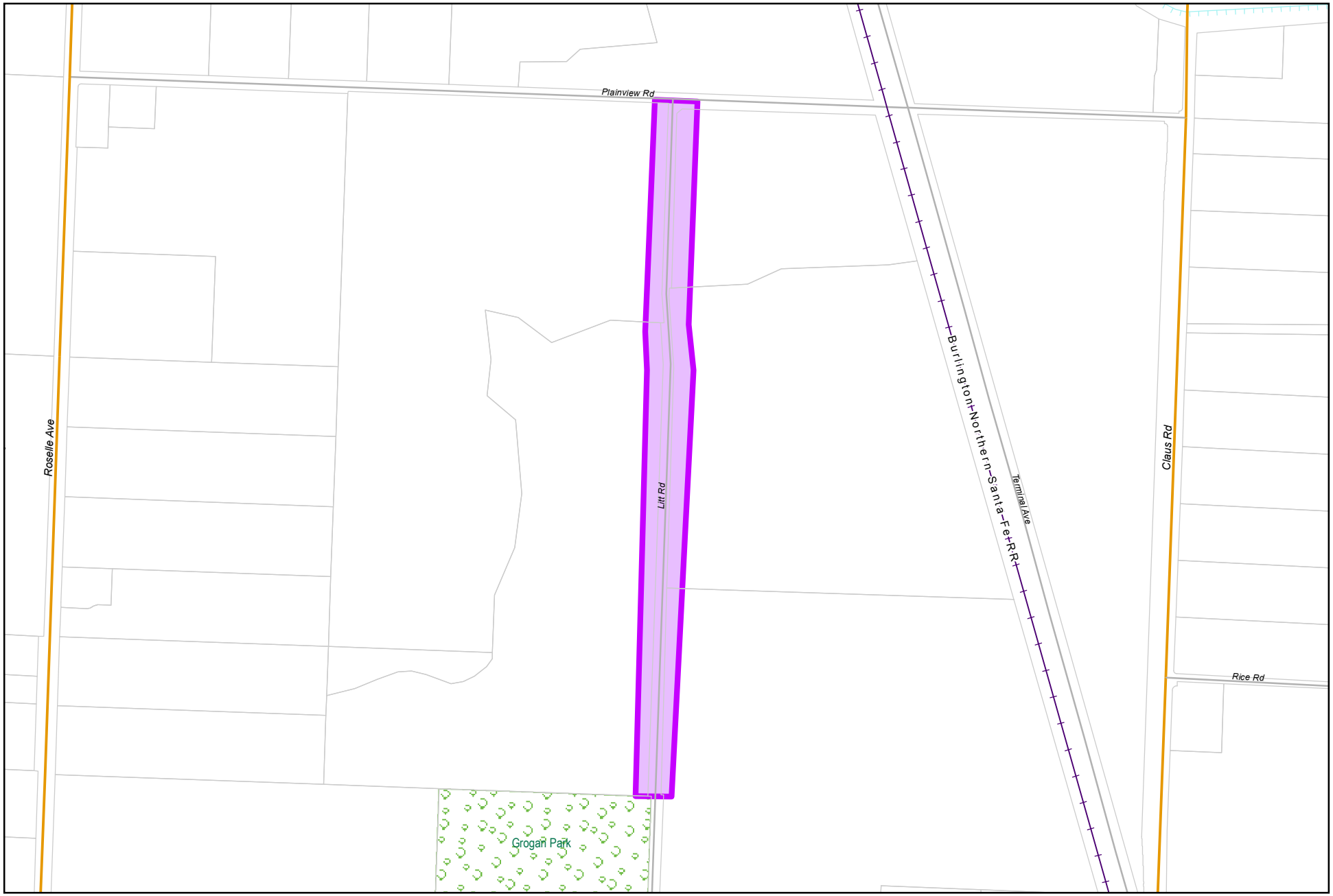

0 550 1,100
Feet

City of Modesto

Project #: 101001

UPP - Litt Road Improvements (Grogan Park to Plainview)

MODESTO CALIFORNIA

UPP - Litt Road Improvements (Grogan Park to Plainview) 101001

Capital Unsponsored

Cost Center:	49999	*Category:*	Water	*Start Date:*	2017
Hosting Fund:	Water Fund - CIP Projects-4180	*Type Class:*	Water	*End Date:*	2021
Element Listing:	Comm Svcs & Fac	*Area:*	System Wide	*Status:*	Active
Classification:	Maintenance	*Manager:*	Davalos, Robert	*Const. Code:*	Construction Completed

Proj Desc: The project will provide funding to extend the existing 12" water line on Litt Road to serve the Water Corporation Project. In addition, street improvements will be made that will extend from the end of Mary Grogan Park to Plainview Road. The design will be developed as a part of the Water Corporation Yard project.

Proj Stat: Design anticipated in FY 17/18 and construction to be completed in FY 19/20.

Expenditures	Budget	Actual+Commit	Available	Prop. Inc./Dec. for 20-21	Budget+Prop. Inc./Dec.	Avail.+Prop. Inc./Dec.	21-22	22-23	23-24	24-25	Total Budgeted up to 2025
CA Construction Admin	150,000	145,675	4,325	0	150,000	4,325	0	0	0	0	150,000
CCF City Construct Force	0	0	0	0	0	0	0	0	0	0	0
CON Construction	1,300,000	1,086,246	213,754	0	1,300,000	213,754	0	0	0	0	1,300,000
CTGY-CIP Contingency - CIP	550,000	305,638	244,362	0	550,000	244,362	0	0	0	0	550,000
EDA Eng/Design/Admin	60,000	62,635	-2,635	0	60,000	-2,635	0	0	0	0	60,000
Expenditure Totals:	2,060,000	1,600,194	459,806	0	2,060,000	459,806	0	0	0	0	2,060,000

Fund Balance Required	Budget+Prop. Inc./Dec.	Available+Prop. Inc./Dec.
Water Fund - CIP Projects-4180	2,060,000	459,806

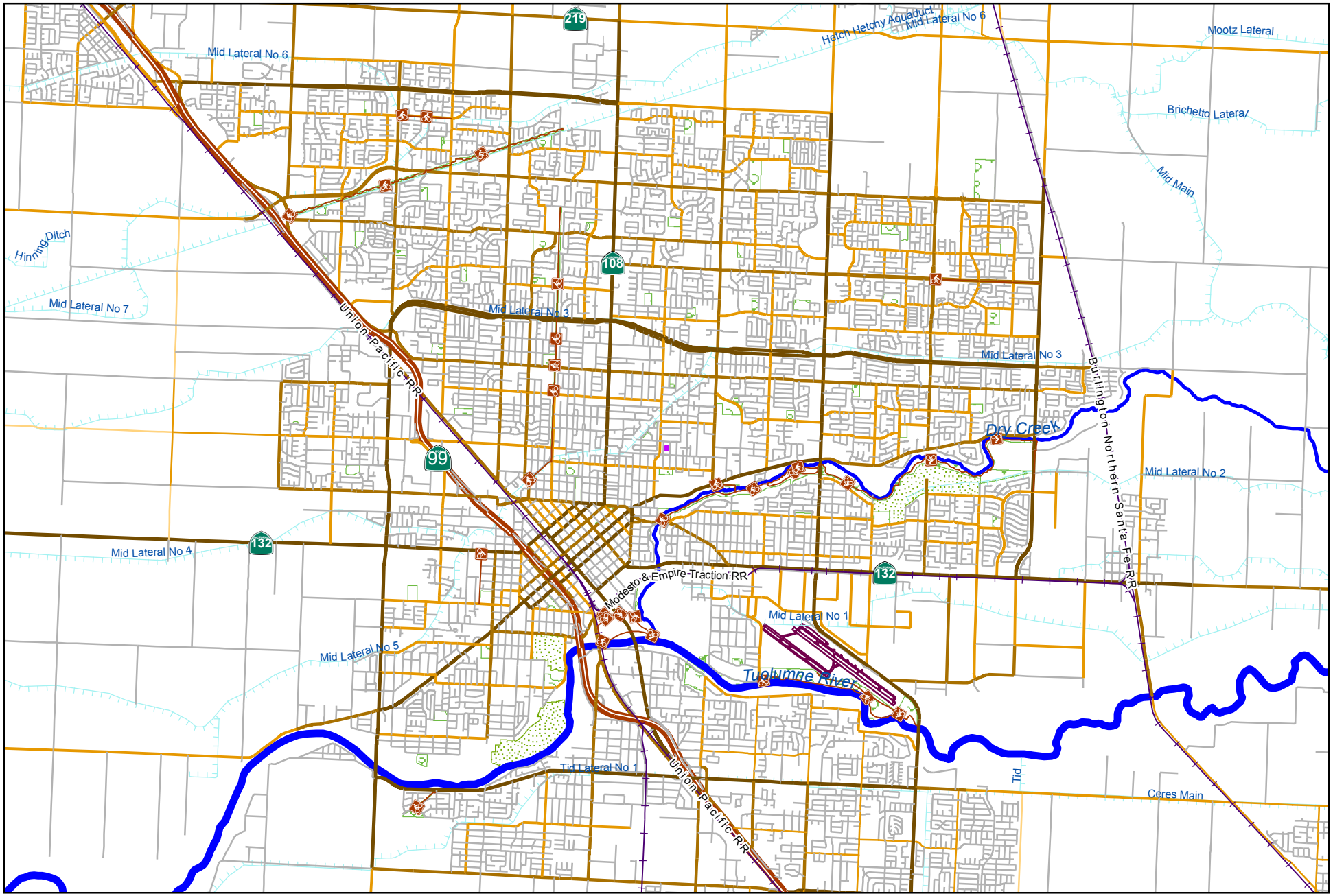

0 5,500 11,000
Feet

City of Modesto

Project #: 101003

UPP - SCADA Master Plan

MODESTO CALIFORNIA

UPP - SCADA Master Plan

101003

Capital Unsponsored

Cost Center:	49999	*Category:*	Water	*Start Date:*	2018
Hosting Fund:	Water Fund - CIP Projects-4180	*Type Class:*	Water	*End Date:*	2024
Element Listing:	Comm Svcs & Fac	*Area:*	System Wide	*Status:*	Active
Classification:	Maintenance	*Manager:*	Franco, Jesse	*Const. Code:*	New or Future

Proj Desc: This project will provide funding to prepare a SCADA Master Plan, in accordance with the recommendations of the SCADA System Upgrade Study that was undertaken in FY16/17 with the assistance of EMA, Inc. Major steps included in the master planning process include a Gap Analysis, Conceptual Project Scope Development, Project Prioritization, SCADA Program Implementation, and development of a SCADA Master Plan document.

Proj Stat: This project is expected to be initiated in FY 18/19 and completed in FY 21/22.

Revenues	Budget	Actuals+Commit	Available	Prop. Inc./Dec. for 20-21	Bud + Prop. Incr/Decr	Avail.+ Prop. Incr/Decr	21-22	22-23	23-24	24-25	Total Budgeted up to 2025
64210 Transfer In from Fund 4210	5,000,000	0	5,000,000	0	5,000,000	5,000,000	0	0	0	0	5,000,000
Revenue Totals:	5,000,000	0	5,000,000	0	5,000,000	5,000,000	0	0	0	0	5,000,000

Expenditures	Budget	Actual+Commit	Available	Prop. Inc./Dec. for 20-21	Budget+Prop. Inc./Dec.	Avail.+Prop. Inc./Dec.	21-22	22-23	23-24	24-25	Total Budgeted up to 2025
CA Construction Admin	200,000	0	200,000	0	200,000	200,000	0	0	0	0	200,000
CCF City Construct Force	60,000	0	60,000	0	60,000	60,000	0	0	0	0	60,000
CON Construction	8,700,000	0	8,700,000	0	8,700,000	8,700,000	0	0	0	0	8,700,000
CTGY-CIP Contingency - CIP	520,000	0	520,000	0	520,000	520,000	0	0	0	0	520,000
EDA Eng/Design/Admin	520,000	265,320	254,680	0	520,000	254,680	0	0	0	0	520,000
Expenditure Totals:	10,000,000	265,320	9,734,680	0	10,000,000	9,734,680	0	0	0	0	10,000,000

Fund Balance Required	Budget+Prop. Inc./Dec.	Available+Prop. Inc./Dec.
Water Fund - CIP Projects-4180	5,000,000	4,734,680

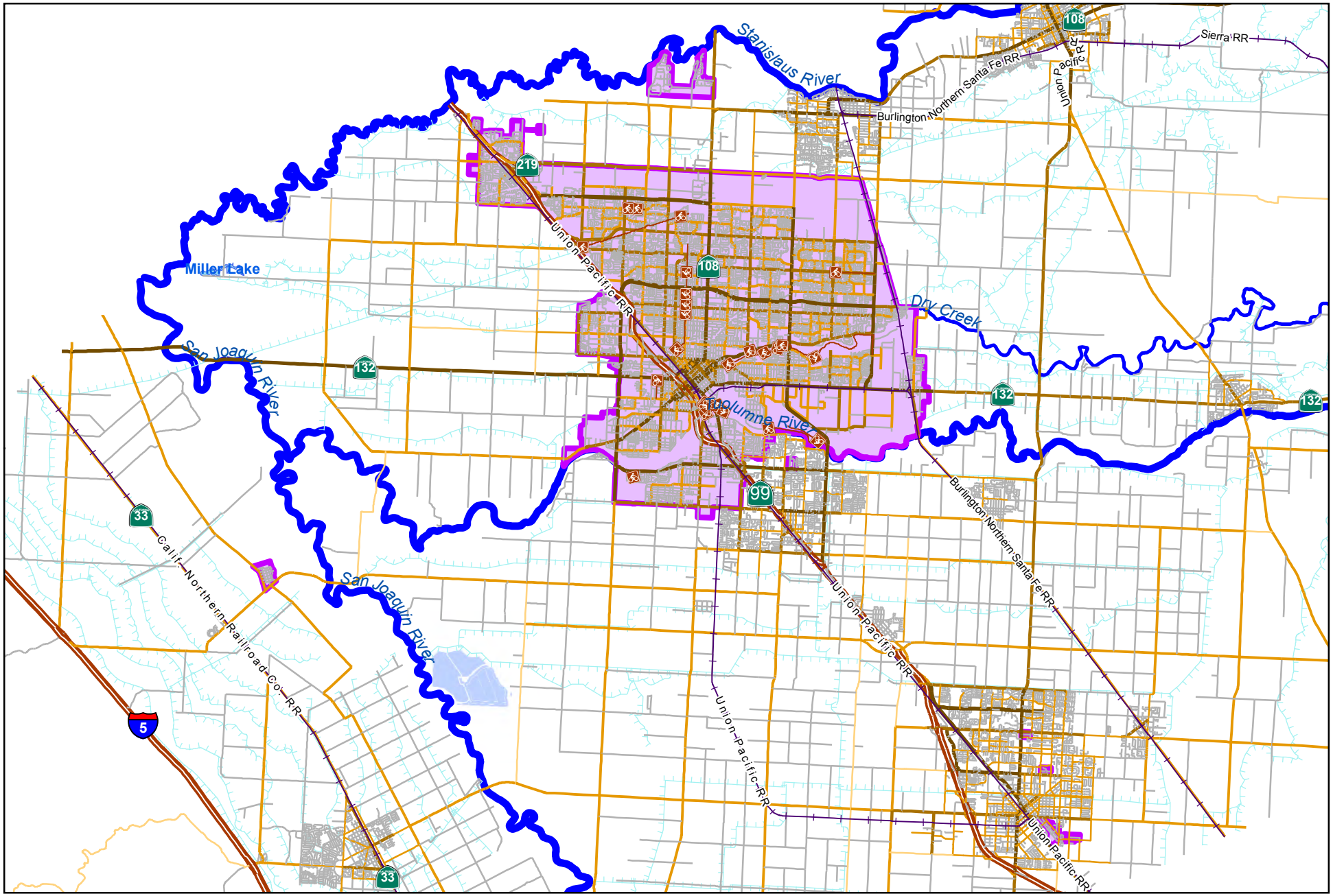

City of Modesto

Project #: 101013

UTL - Outlying System Improvements

0 15,000 30,000
Feet

MODESTO CALIFORNIA

UTL - Outlying System Improvements (was 100358) 101013

Capital Unsponsored

Cost Center:	49999	*Category:*	Water	*Start Date:*	2006
Hosting Fund:	Water Fund - CIP Projects-4180	*Type Class:*	Water	*End Date:*	Ongoing
Element Listing:	Comm Svcs & Fac	*Area:*	System Wide	*Status:*	Active
Classification:	Replacement	*Manager:*	Savidge, David L	*Const. Code:*	Under Construction

Proj Desc: This project is to replace and upgrade deficient water mains in Grayson, Del Rio and the portions of Ceres, Turlock, and Empire of the City's water system. This account is used to fund miscellaneous water line replacement projects in these areas.

Proj Stat: Per Finance - budget was moved to this new number for accounting purposes.

Expenditures	Budget	Actual+Commit	Available	Prop. Inc./Dec. for 20-21	Budget+Prop. Inc./Dec.	Avail.+Prop. Inc./Dec.	21-22	22-23	23-24	24-25	Total Budgeted up to 2025
CA Construction Admin	0	0	0	0	0	0	0	0	0	0	0
CCF City Construct Force	150,000	0	150,000	0	150,000	150,000	100,000	100,000	100,000	100,000	550,000
Expenditure Totals:	150,000	0	150,000	0	150,000	150,000	100,000	100,000	100,000	100,000	550,000

Fund Balance Required	Budget+Prop. Inc./Dec.	Available+Prop. Inc./Dec.
Water Fund - CIP Projects-4180	150,000	150,000

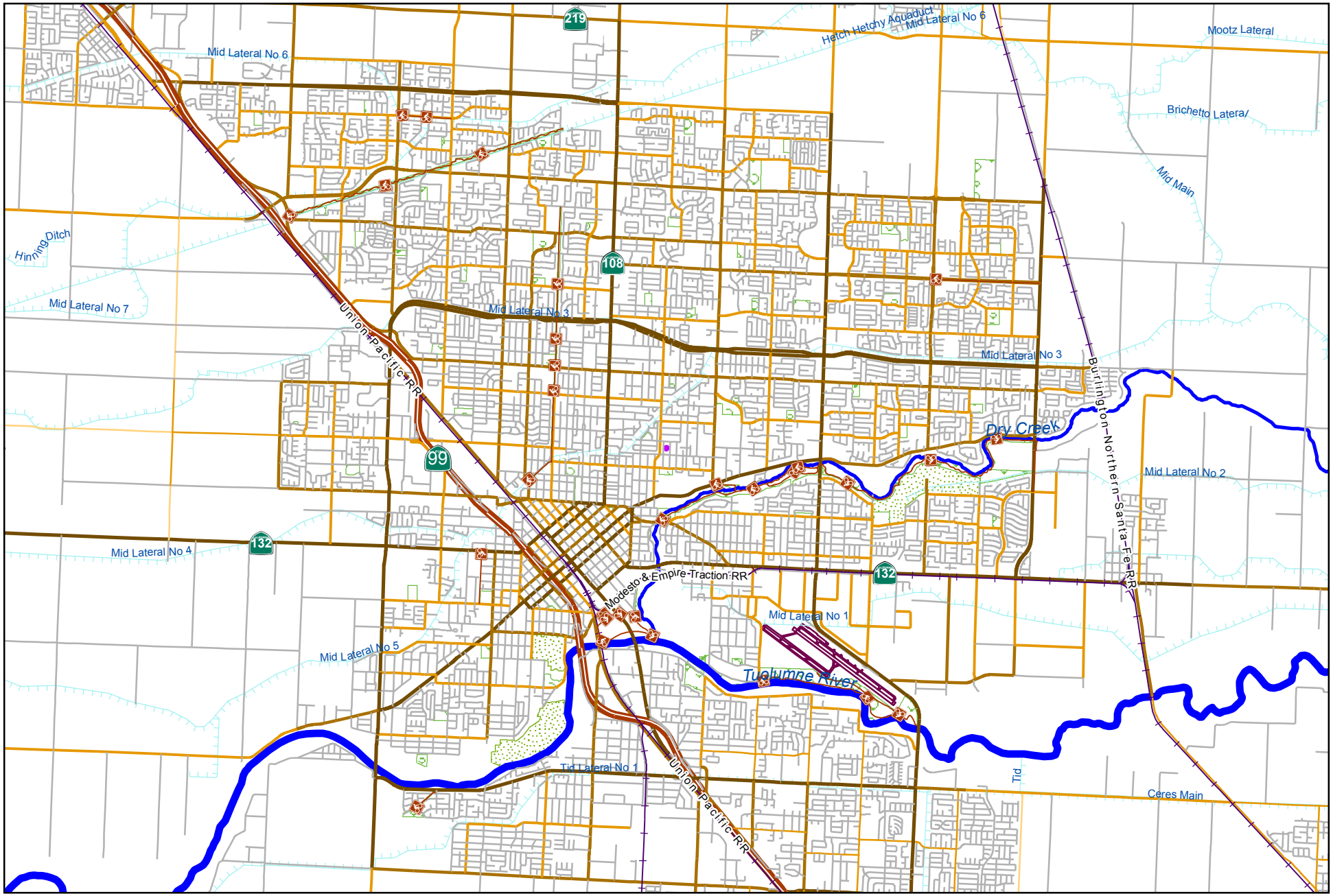

City of Modesto

Project #: 101015

UPP - Destruction of Wells 2017

0 5,500 11,000

Feet

MODESTO CALIFORNIA

UPP - Destruction of Wells 2017

101015

Capital Unsponsored

Cost Center:	49999	*Category:*	Water	*Start Date:*	2017
Hosting Fund:	Water Fund - CIP Projects-4180	*Type Class:*	Water	*End Date:*	2021
Element Listing:	Comm Svcs & Fac	*Area:*	System Wide	*Status:*	Active
Classification:	Improvements	*Manager:*	Davalos, Robert	*Const. Code:*	Under Construction

Proj Desc: This project will provide funding to remove 12 aged groundwater supply wells that are currently offline due to reported contaminants of concern that exceed primary MCLs (including nitrates and uranium). Utilities Department has investigated various treatment options and has determined that replacement is more feasible than treatment or blending in the long term. Due to age and construction methods, the wells pose a potential threat to groundwater quality as a potential conduit for poor quality water from upper strata to impact water in lower strata. Project includes destroying existing wells per current standards, and installation of groundwater monitoring wells for future groundwater monitoring. A pre-application for the project was submitted for Proposition 1 Groundwater Quality Funding 7/29/2016. On 10/5/2016, the City recieved an invitation to submit a final application, which was prepared and submitted 11/18/2016. Based on discussions with SWRCB staff, it is likely that the groundwater monitoring wells portion of the scope of work will not be allowed under Prop 1 Groundwater Quality funding.

Proj Stat: This project will receive 90% Prop 1 Grant Funding. Grant funding agreement anticipated in FY 17/18. Design to be completed in FY 18/19 and construction in FY 19/20.

Revenues	Budget	Actuals+Commit	Available	Prop. Inc./Dec. for 20-21	Bud + Prop. Incr/Decr	Avail.+ Prop. Incr/Decr	21-22	22-23	23-24	24-25	Total Budgeted up to 2025
42210 Intergov - State - Department of Water Resources	0	8,987	-8,987	0	0	-8,987	0	0	0	0	0
Revenue Totals:	0	8,987	-8,987	0	0	-8,987	0	0	0	0	0

Expenditures	Budget	Actual+Commit	Available	Prop. Inc./Dec. for 20-21	Budget+Prop. Inc./Dec.	Avail.+Prop. Inc./Dec.	21-22	22-23	23-24	24-25	Total Budgeted up to 2025
CA Construction Admin	66,000	3,837	62,163	0	66,000	62,163	0	0	0	0	66,000
CCF City Construct Force	20,000	0	20,000	0	20,000	20,000	0	0	0	0	20,000
CON Construction	660,000	0	660,000	0	660,000	660,000	0	0	0	0	660,000
CTGY-CIP Contingency - CIP	66,000	0	66,000	0	66,000	66,000	0	0	0	0	66,000
EDA Eng/Design/Admin	132,000	49,524	82,476	0	132,000	82,476	0	0	0	0	132,000
Expenditure Totals:	944,000	53,360	890,640	0	944,000	890,640	0	0	0	0	944,000

Fund Balance Required	Budget+Prop. Inc./Dec.	Available+Prop. Inc./Dec.
Water Fund - CIP Projects-4180	944,000	899,627

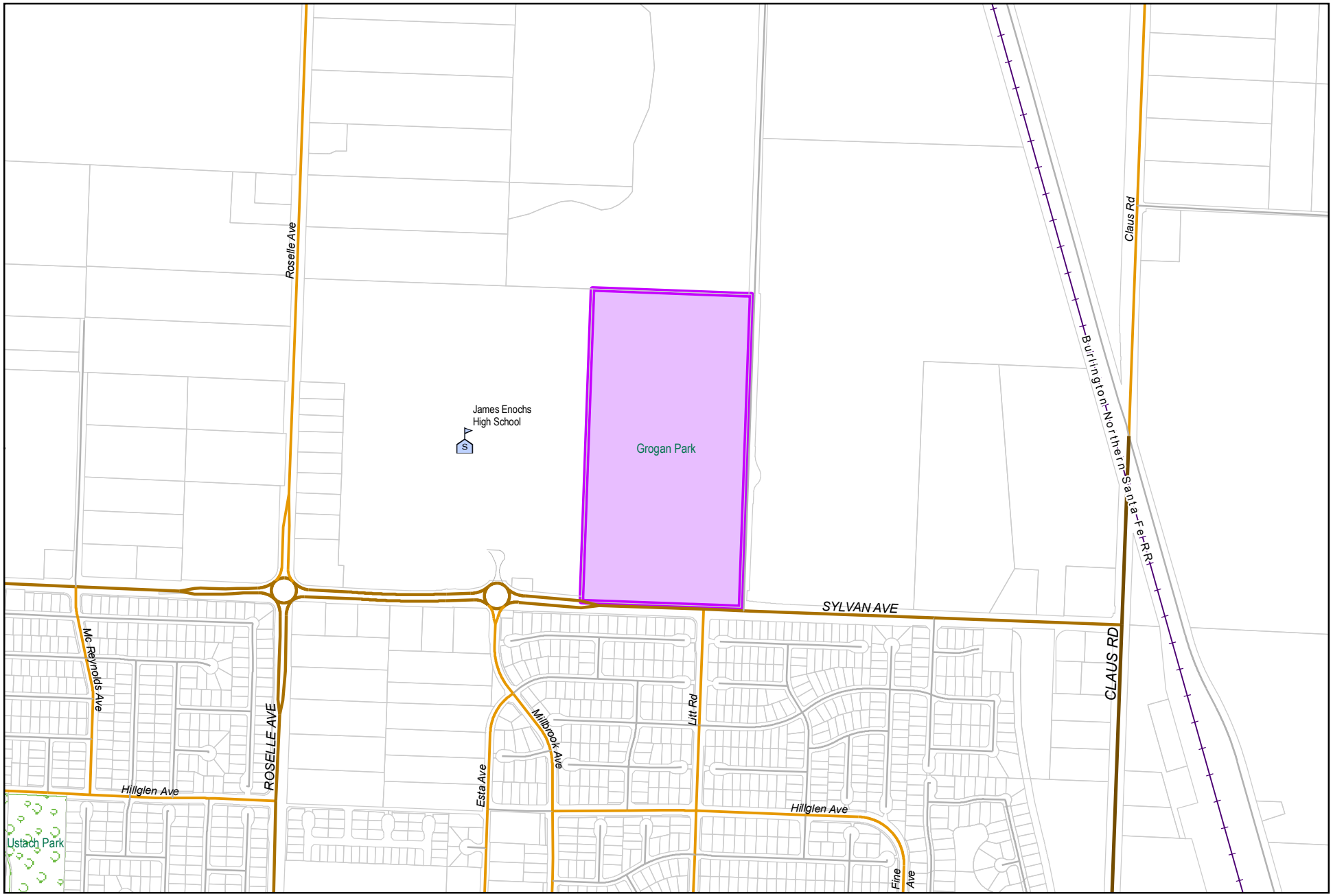

0 750 1,500
Feet

City of Modesto

Project #: 101035

UTL - Grogan Park Production Well

MODESTO
CALIFORNIA

UTL - Grogan Park Production Well

101035

Capital Unsponsored

Cost Center:	49999	*Category:*	Water	*Start Date:*	2017
Hosting Fund:	Water Fund - CIP Projects-4180	*Type Class:*	Water	*End Date:*	2021
Element Listing:	Comm Svcs & Fac	*Area:*	System Wide	*Status:*	Active
Classification:	Improvements	*Manager:*	Davalos, Robert	*Const. Code:*	Under Construction

Proj Desc: The project will provide funding to construct a future potable well to serve the Tivoli specific plan area. This portion of the project includes the construction of all surface improvements which include well pump, yard piping, mechanical, electrical and structural components.

Proj Stat: Construction contract awarded in FY 17/18 with completion anticipated in FY 18/19. Delays during construction extended completion to FY 19/20.

Expenditures	Budget	Actual+Commit	Available	Prop. Inc./Dec. for 20-21	Budget+Prop. Inc./Dec.	Avail.+Prop. Inc./Dec.	21-22	22-23	23-24	24-25	Total Budgeted up to 2025
CA Construction Admin	202,765	159,679	43,086	0	202,765	43,086	0	0	0	0	202,765
CCF City Construct Force	75,000	0	75,000	0	75,000	75,000	0	0	0	0	75,000
CON Construction	2,027,645	2,027,645	0	0	2,027,645	0	0	0	0	0	2,027,645
CTGY-CIP Contingency - CIP	162,212	64,317	97,895	0	162,212	97,895	0	0	0	0	162,212
EDA Eng/Design/Admin	81,106	25,706	55,400	0	81,106	55,400	0	0	0	0	81,106
Expenditure Totals:	2,548,728	2,277,347	271,381	0	2,548,728	271,381	0	0	0	0	2,548,728

Fund Balance Required	Budget+Prop. Inc./Dec.	Available+Prop. Inc./Dec.
Water Fund - CIP Projects-4180	2,548,728	271,381

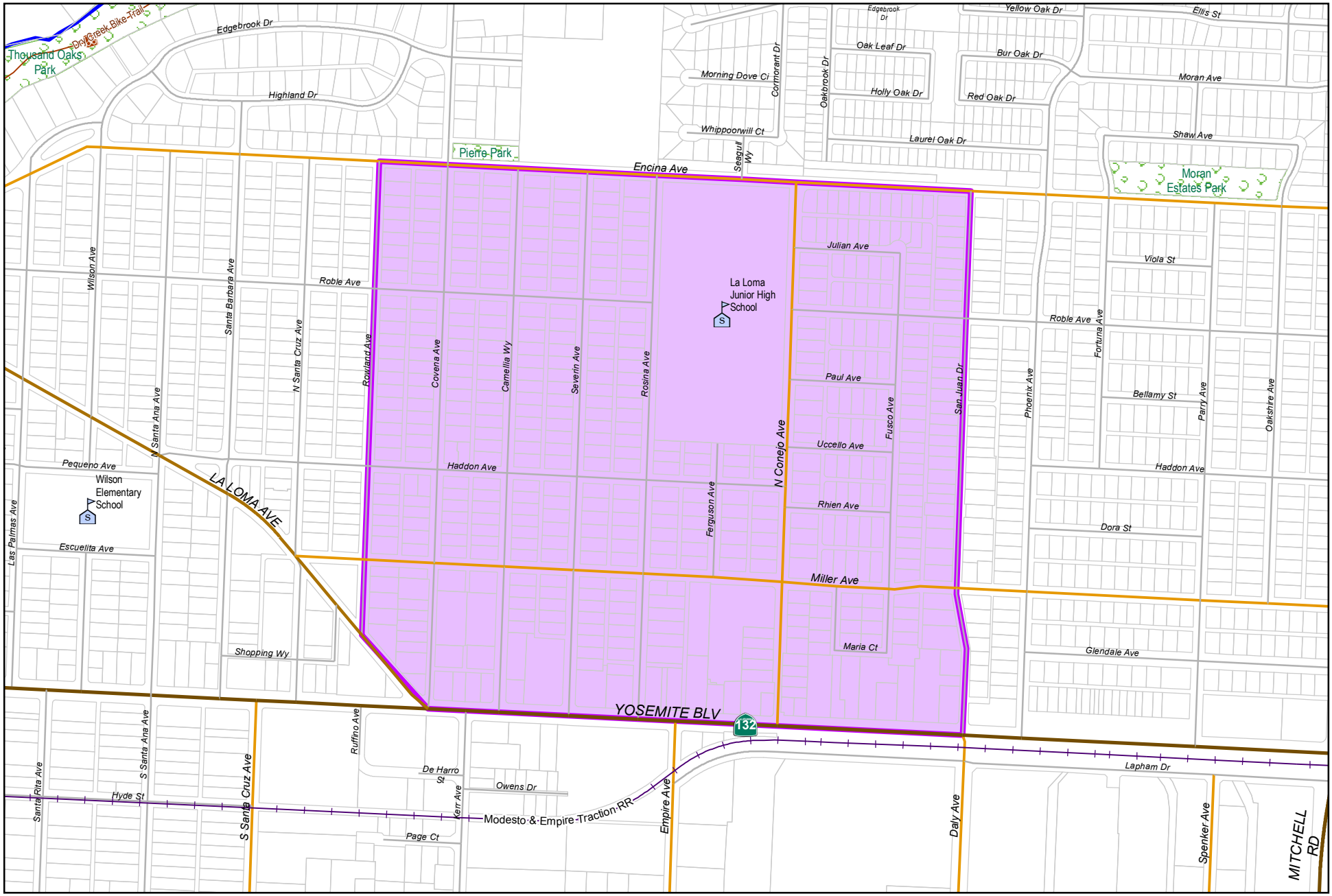

0 550 1,100
Feet

City of Modesto

Project #: 101057

UTL - La Loma Phase 2C Strengthen and Replace Water Mains

MODESTO CALIFORNIA

UTL - La Loma Phase 2C Strengthen and Replace Water Mains 101057

Capital Unsponsored

Cost Center:	49999	*Category:*	Water	*Start Date:*	2017
Hosting Fund:	Water Fund - CIP Projects-4180	*Type Class:*	Water	*End Date:*	2023
Element Listing:	Comm Svcs & Fac	*Area:*	System Wide	*Status:*	Active
Classification:	Improvements	*Manager:*	Davalos, Robert	*Const. Code:*	Not Awarded

Proj Desc: Existing waterlines in the La Loma area are approximately 60 year old steel mains that are small in diameter and need to be replaced in accordance with industry standard practice. The project is to provide funding to install new 8” and 12” waterlines with individual residential services and additional fire hydrants. The project will replace approximately 23,000 LF of new City standard water mains in the area generally bounded by Encina on the north, Yosemite Blvd on the south, San Juan Dr on the east and Rowland Ave to the west. The project area is the second of four phases (2A, 2B, 2C and 2D). Phase 2B is funded through CIP 100797 and phase 2A and 2D will be designed and constructed as a part of separate CIPs.

Proj Stat: Phase 2C is the second of four phases. Design is anticipated to be complete in FY 19/20 with construction to be complete in FY 21/22.

Expenditures	Budget	Actual+Commit	Available	Prop. Inc./Dec. for 20-21	Budget+Prop. Inc./Dec.	Avail.+Prop. Inc./Dec.	21-22	22-23	23-24	24-25	Total Budgeted up to 2025
CA Construction Admin	75,000	2,577	72,423	0	75,000	72,423	407,577	0	0	0	482,577
CCF City Construct Force	40,000	0	40,000	0	40,000	40,000	60,000	0	0	0	100,000
CON Construction	1,751,000	0	1,751,000	0	1,751,000	1,751,000	3,049,000	0	0	0	4,800,000
CTGY Contingency	0	0	0	0	0	0	576,000	0	0	0	576,000
EDA Eng/Design/Admin	192,140	1,262	190,878	0	192,140	190,878	34,122	0	0	0	226,262
Expenditure Totals:	2,058,140	3,839	2,054,301	0	2,058,140	2,054,301	4,126,699	0	0	0	6,184,839

Fund Balance Required	Budget+Prop. Inc./Dec.	Available+Prop. Inc./Dec.
Water Fund - CIP Projects-4180	2,058,140	2,054,301

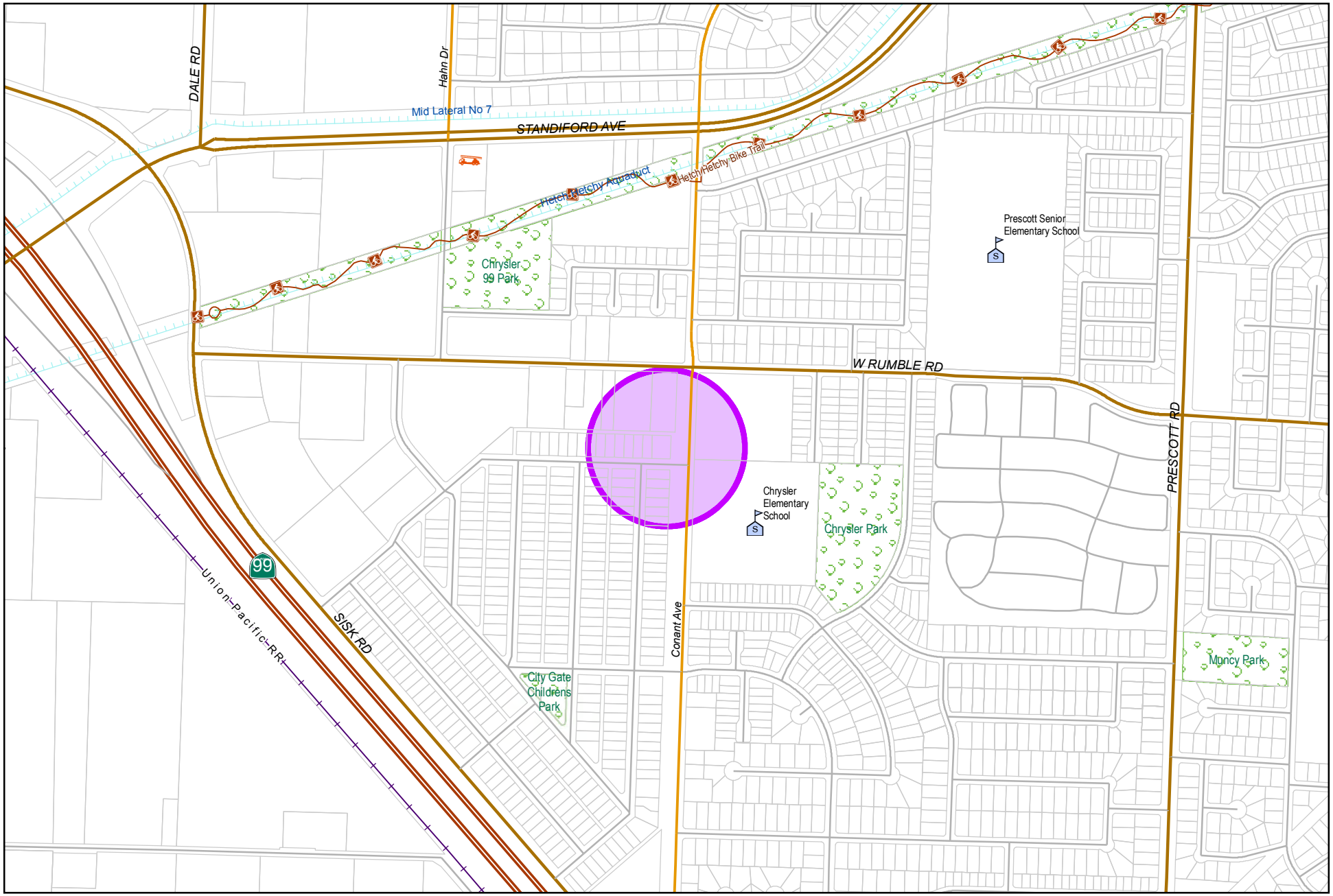

0 650 1,300
Feet

City of Modesto

Project #: 101068

UTL - Well 71 (Replacing Well 226) Subsurface

MODESTO CALIFORNIA

UTL - Well 71 (Replacing Well 226) Subsurface

101068

Capital Unsponsored

Cost Center:	49999	*Category:*	Water	*Start Date:*	2018
Hosting Fund:	Water Fund - CIP Projects-4180	*Type Class:*	Water	*End Date:*	2021
Element Listing:	Comm Svcs & Fac	*Area:*	System Wide	*Status:*	Active
Classification:	Replacement	*Manager:*	Davalos, Robert	*Const. Code:*	Construction Completed

Proj Desc: The project will provide funding for engineering design, subsurface investation, and consultant hydro-geologist work where required to drill a new Well at Well 226. The project is intended to limit the amount of treatment and restore the Well to it's optimum capacity. This project will design and construct the below ground replacement Well only. Above ground pumps, piping and electrical work are to be funded by another CIP.

Proj Stat: Design completed in FY 17/18, construction to begin in FY 18/19 and complete in FY 19/20.

Expenditures	Budget	Actual+Commit	Available	Prop. Inc./Dec. for 20-21	Budget+Prop. Inc./Dec.	Avail.+Prop. Inc./Dec.	21-22	22-23	23-24	24-25	Total Budgeted up to 2025
CA Construction Admin	63,433	43,875	19,558	0	63,433	19,558	0	0	0	0	63,433
CCF City Construct Force	10,000	0	10,000	0	10,000	10,000	0	0	0	0	10,000
CON Construction	629,609	629,609	0	0	629,609	0	0	0	0	0	629,609
CTGY-CIP Contingency - CIP	157,402	8,361	149,041	0	157,402	149,041	0	0	0	0	157,402
EDA Eng/Design/Admin	63,623	14,885	48,738	0	63,623	48,738	0	0	0	0	63,623
Expenditure Totals:	924,067	696,730	227,337	0	924,067	227,337	0	0	0	0	924,067

Fund Balance Required	Budget+Prop. Inc./Dec.	Available+Prop. Inc./Dec.
Water Fund - CIP Projects-4180	924,067	227,337

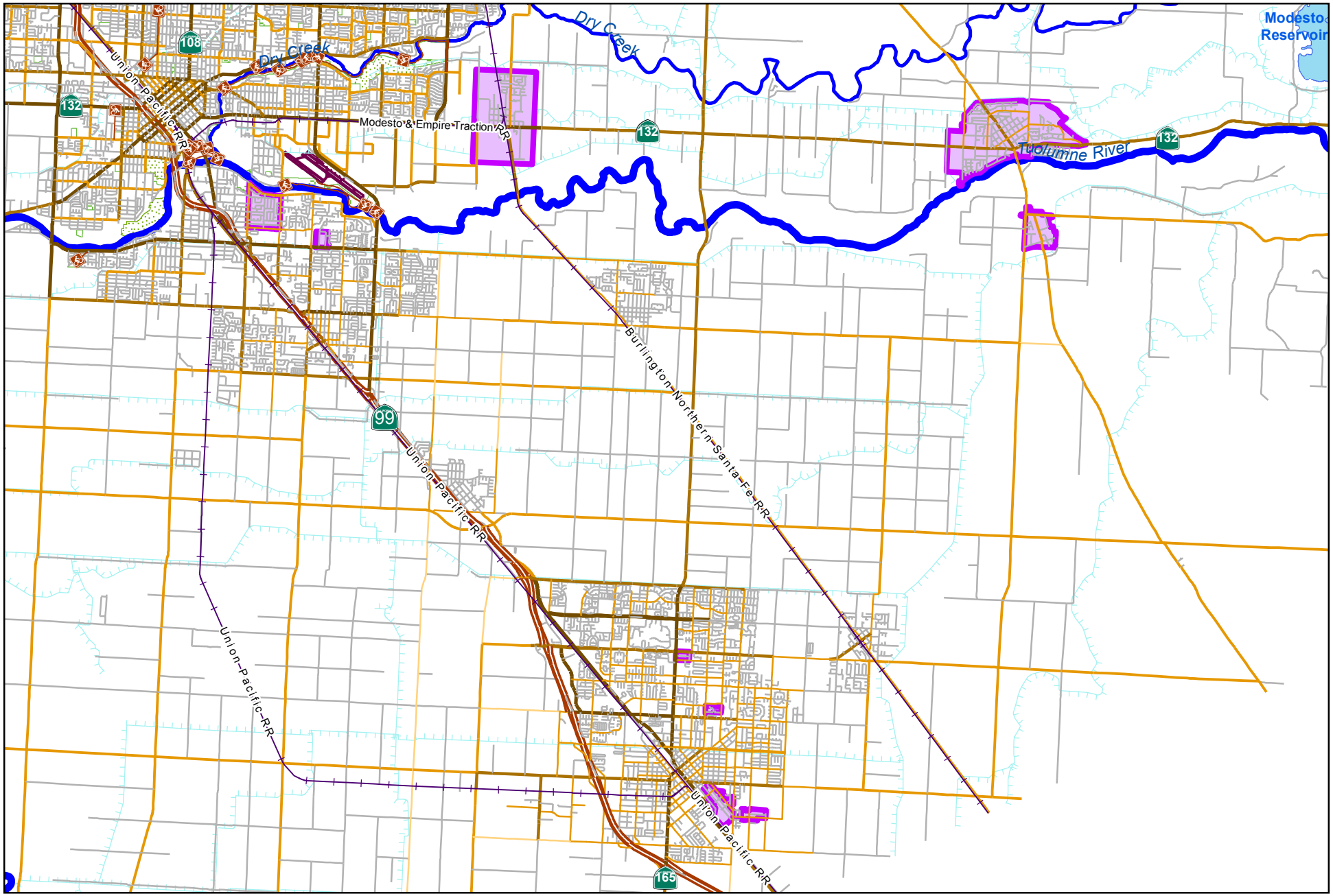

0 9,500 19,000
Feet

City of Modesto

Project #: 101069

UTL - Empire Strengthen and Replace Water Mains Phase 1

MODESTO CALIFORNIA

UTL - Empire Strengthen and Replace Water Mains - Phase 1

101069

Capital Unsponsored

Cost Center:	49999	*Category:*	Water	*Start Date:*	2018
Hosting Fund:	Water Fund - CIP Projects-4180	*Type Class:*	Water	*End Date:*	2022
Element Listing:	Comm Svcs & Fac	*Area:*	System Wide	*Status:*	Active
Classification:	Replacement	*Manager:*	Davalos, Robert	*Const. Code:*	Not Awarded

Proj Desc: This project will provide funding to replace existing water mains with the Empire Service Area generally bounded by Yosemite Boulevard (SR 123) to the South, Garst Road to the North, Root Road to the East, and Santa Fe Railroad to the West. Existing water mains in this area are old and undersized steel mains which are prone to leaking and low pressures. This project is the first of three phases that will replace the existing systems with City Standard water mains, valves, and hydrants to improve system reliability, flows, and pressures.

Proj Stat: Design complete in FY 18/19 and construction in FY 19/20.

Expenditures	Budget	Actual+Commit	Available	Prop. Inc./Dec. for 20-21	Budget+Prop. Inc./Dec.	Avail.+Prop. Inc./Dec.	21-22	22-23	23-24	24-25	Total Budgeted up to 2025
CA Construction Admin	160,000	3,203	156,798	0	160,000	156,798	0	0	0	0	160,000
CCF City Construct Force	25,000	0	25,000	0	25,000	25,000	0	0	0	0	25,000
CON Construction	1,600,000	0	1,600,000	0	1,600,000	1,600,000	0	0	0	0	1,600,000
CTGY-CIP Contingency - CIP	160,000	0	160,000	0	160,000	160,000	0	0	0	0	160,000
EDA Eng/Design/Admin	75,000	44,916	30,084	45,000	120,000	75,084	0	0	0	0	120,000
Expenditure Totals:	2,020,000	48,119	1,971,881	45,000	2,065,000	2,016,881	0	0	0	0	2,065,000

Fund Balance Required	Budget+Prop. Inc./Dec.	Available+Prop. Inc./Dec.
Water Fund - CIP Projects-4180	2,065,000	2,016,881

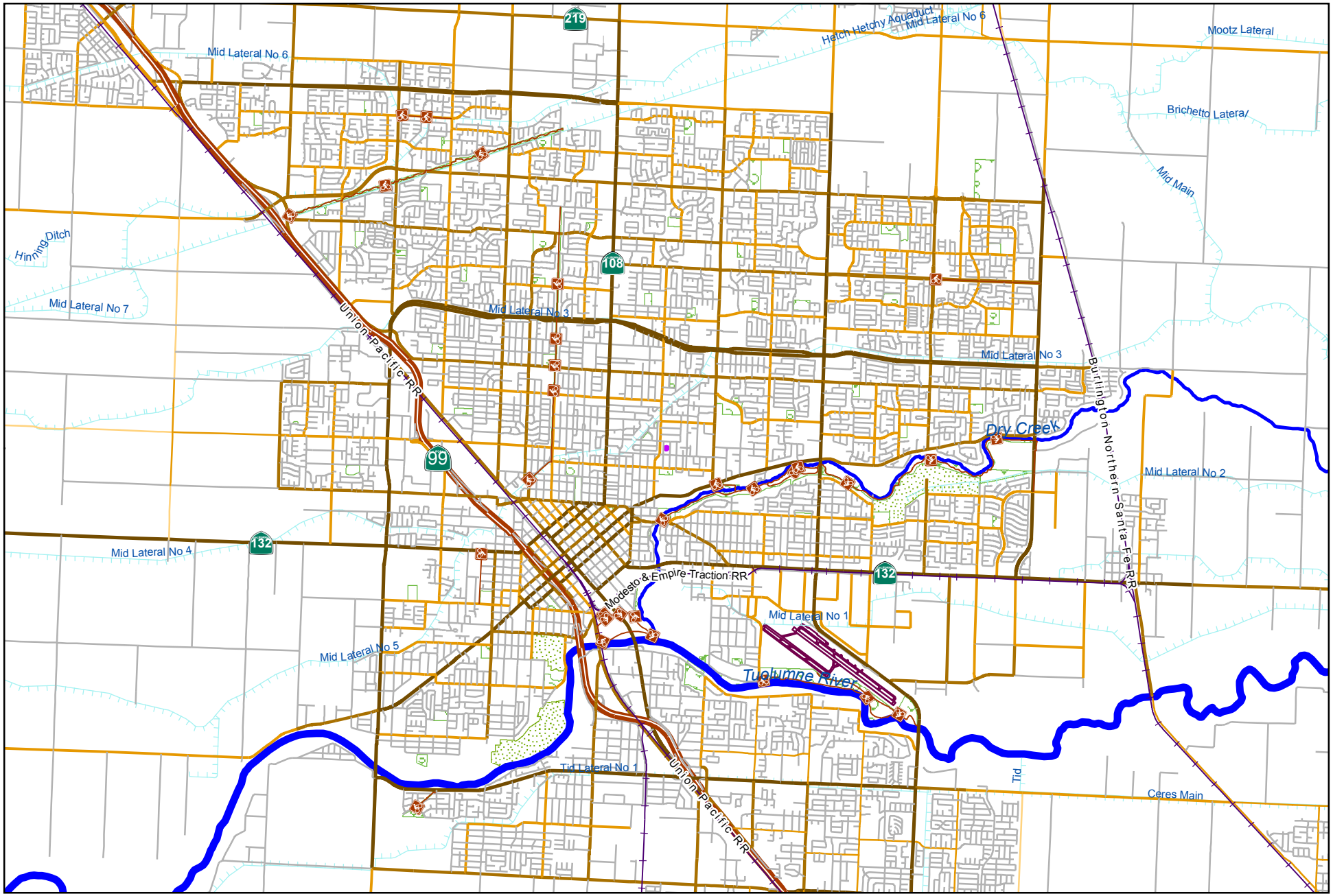

City of Modesto

Project #: 101077

UTL - 1,2,3 TCP Wellhead Treatment

0 5,500 11,000

Feet

MODESTO CALIFORNIA

UTL - 1,2,3 TCP Wellhead Treatment

101077

Capital Unsponsored

Cost Center:	49999	*Category:*	Water	*Start Date:*	2018
Hosting Fund:	Water Fund - CIP Projects-4180	*Type Class:*	Water	*End Date:*	2024
Element Listing:	Comm Svcs & Fac	*Area:*	System Wide	*Status:*	Active
Classification:	Maintenance	*Manager:*	Davalos, Robert	*Const. Code:*	Not Awarded

Proj Desc: 1,2,3- TCP is a chlorinated hydrocarbon with high chemical stability. It is a manmade chemical found at industrial or hazardous waste sites. It has been used as a cleaning and degreasing solvent and also is associated with pesticide products. Currently, there are 7 wells inactive due to traces of 1,2,3 - TCP. This project will provide funding for rehabilitation for those wells by evaluating treatment and non-treatment and the possibility of even replacement of a well.

Proj Stat: Project is waiting on litigation to begin design/construction. It is anticipated that initial design will begin in FY 20/21.

Expenditures	Budget	Actual+Commit	Available	Prop. Inc./Dec. for 20-21	Budget+Prop. Inc./Dec.	Avail.+Prop. Inc./Dec.	21-22	22-23	23-24	24-25	Total Budgeted up to 2025
CA Construction Admin	120,000	0	120,000	0	120,000	120,000	0	0	0	0	120,000
CCF City Construct Force	40,000	0	40,000	0	40,000	40,000	0	0	0	0	40,000
CON Construction	1,200,000	0	1,200,000	0	1,200,000	1,200,000	0	0	0	0	1,200,000
CTGY-CIP Contingency - CIP	120,000	0	120,000	0	120,000	120,000	0	0	0	0	120,000
EDA Eng/Design/Admin	60,000	279	59,721	0	60,000	59,721	0	0	0	0	60,000
Expenditure Totals:	1,540,000	279	1,539,721	0	1,540,000	1,539,721	0	0	0	0	1,540,000

Fund Balance Required	Budget+Prop. Inc./Dec.	Available+Prop. Inc./Dec.
Water Fund - CIP Projects-4180	1,540,000	1,539,721

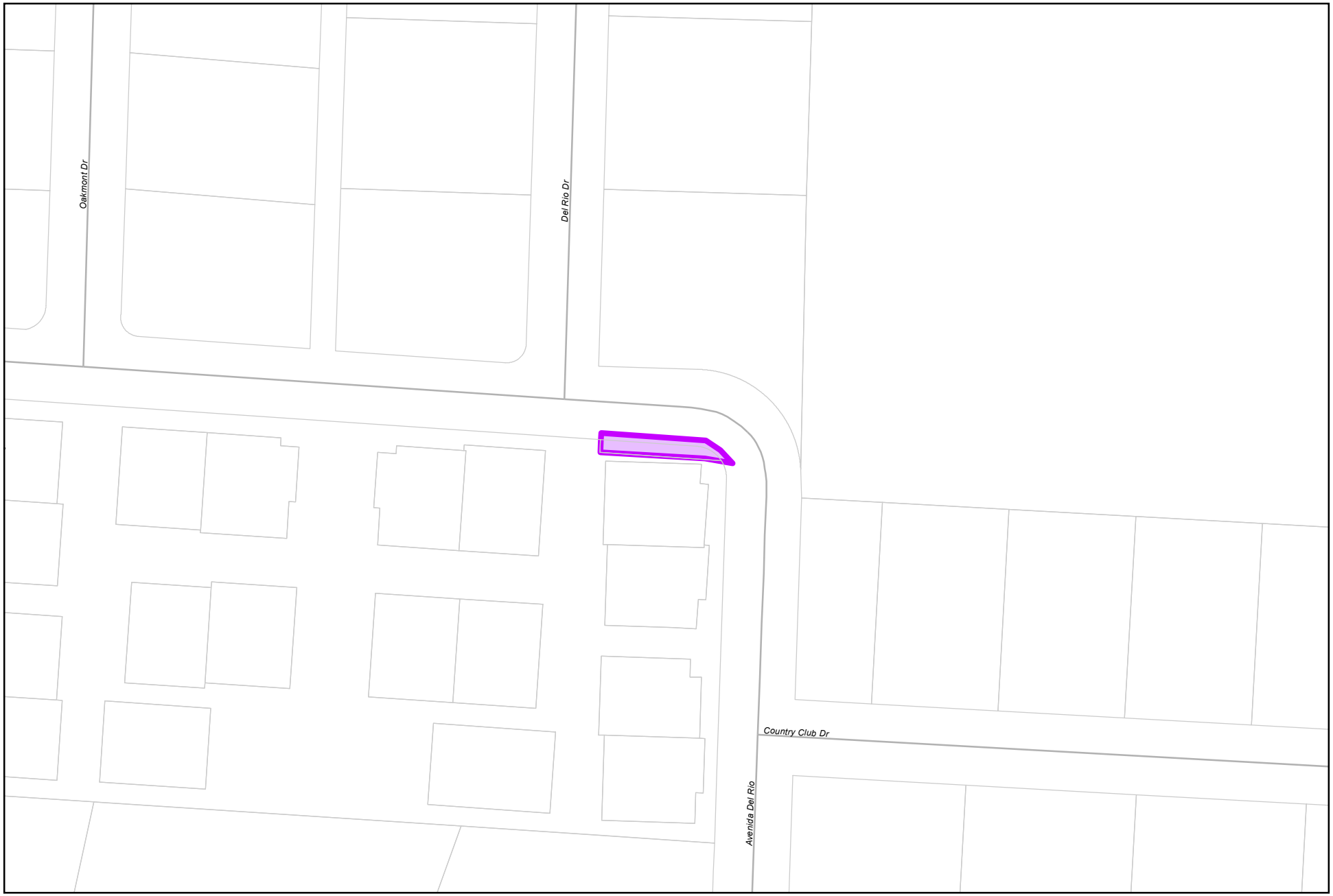

City of Modesto

Project #: 101078

UTL - Del Rio Well 70 (Replacing Well 271) Surface Improvements

0 95 190
Feet

N

MODESTO
CALIFORNIA

UTL - Del Rio Well 70 (Replacing Well 271) Surface Improvements

101078

Capital Unsponsored

Cost Center:	49999	*Category:*	Water	*Start Date:*	2018
Hosting Fund:	Water Fund - CIP Projects-4180	*Type Class:*	Water	*End Date:*	2021
Element Listing:	Comm Svcs & Fac	*Area:*	System Wide	*Status:*	Active
Classification:	Replacement	*Manager:*	Davalos, Robert	*Const. Code:*	Under Construction

Proj Desc: This project will provide funding for the construction of the surface improvements for Well 271. The project is intended to limit the amount of treatment and restore the Well to it's optimum capacity in the Del Rio Service Area. This project will provide engineering services during construction and construct the above ground improvements for the Well only. Work will constitute the construction of above ground pumps, piping and electrical work The driling of the well is funded by CIP 100506.

Proj Stat: Design to be completed in FY 18/19 and construction in FY 19/20.

Expenditures	Budget	Actual+Commit	Available	Prop. Inc./Dec. for 20-21	Budget+Prop. Inc./Dec.	Avail.+Prop. Inc./Dec.	21-22	22-23	23-24	24-25	Total Budgeted up to 2025
CA Construction Admin	301,200	24,681	276,519	0	301,200	276,519	0	0	0	0	301,200
CCF City Construct Force	25,000	0	25,000	0	25,000	25,000	0	0	0	0	25,000
CON Construction	3,012,000	2,320,450	691,550	0	3,012,000	691,550	0	0	0	0	3,012,000
CTGY-CIP Contingency - CIP	265,000	0	265,000	0	265,000	265,000	0	0	0	0	265,000
EDA Eng/Design/Admin	200,000	34,283	165,717	0	200,000	165,717	0	0	0	0	200,000
Expenditure Totals:	3,803,200	2,379,414	1,423,786	0	3,803,200	1,423,786	0	0	0	0	3,803,200

Fund Balance Required	Budget+Prop. Inc./Dec.	Available+Prop. Inc./Dec.
Water Fund - CIP Projects-4180	3,803,200	1,423,786

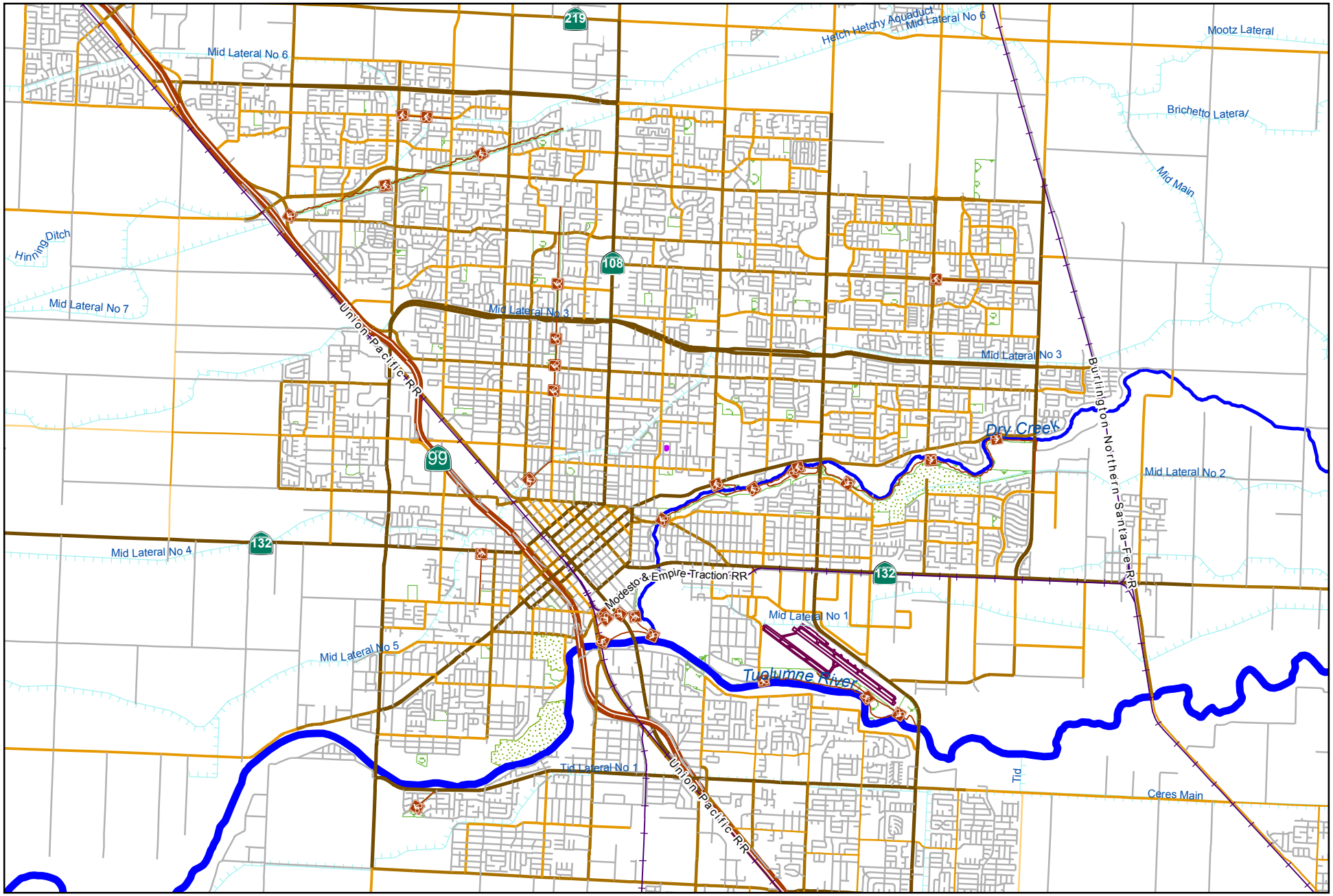

City of Modesto

Project #: 101079

UTL - Well Flush Lines 2018-2019

0 5,500 11,000

Feet

MODESTO CALIFORNIA

UTL - Well Flush Lines 2018-2019

101079

Capital Unsponsored

Cost Center:	49999	*Category:*	Water	*Start Date:*	2018
Hosting Fund:	Water Fund - CIP Projects-4180	*Type Class:*	Water	*End Date:*	2022
Element Listing:	Comm Svcs & Fac	*Area:*	System Wide	*Status:*	Active
Classification:	Replacement	*Manager:*	Davalos, Robert	*Const. Code:*	Not Awarded

Proj Desc: Installations of flush lines at well sites are imperative for the overall health of the water system. Flushing wells facilitate cleaning and aid in the sampling process prior to bringing wells back online. Water is forced through pipes from the well at high velocity, removing accumulated mineral sediment until the water is within acceptable regulatory limits. Water Services identified wells 216, 269, 284, 285, 307 & 312 that are in need of immediate attention and require a flush line to be installed. The project will install a flush line at each well site location wherein a sanitary sewer pipeline will transfer water from the well site to the City's wastewater collections system.

Proj Stat: Design to be complete in FY 18/19 and construction in FY 19/20. Staff will evaluate which wells can be installed by Water Services Division.

Expenditures	Budget	Actual+Commit	Available	Prop. Inc./Dec. for 20-21	Budget+Prop. Inc./Dec.	Avail.+Prop. Inc./Dec.	21-22	22-23	23-24	24-25	Total Budgeted up to 2025
CA Construction Admin	90,000	0	90,000	0	90,000	90,000	0	0	0	0	90,000
CCF City Construct Force	50,000	0	50,000	0	50,000	50,000	0	0	0	0	50,000
CON Construction	850,000	0	850,000	0	850,000	850,000	0	0	0	0	850,000
CTGY-CIP Contingency - CIP	90,000	0	90,000	0	90,000	90,000	0	0	0	0	90,000
EDA Eng/Design/Admin	122,000	89,069	32,931	0	122,000	32,931	0	0	0	0	122,000
Expenditure Totals:	1,202,000	89,069	1,112,931	0	1,202,000	1,112,931	0	0	0	0	1,202,000

Fund Balance Required	Budget+Prop. Inc./Dec.	Available+Prop. Inc./Dec.
Water Fund - CIP Projects-4180	1,202,000	1,112,931

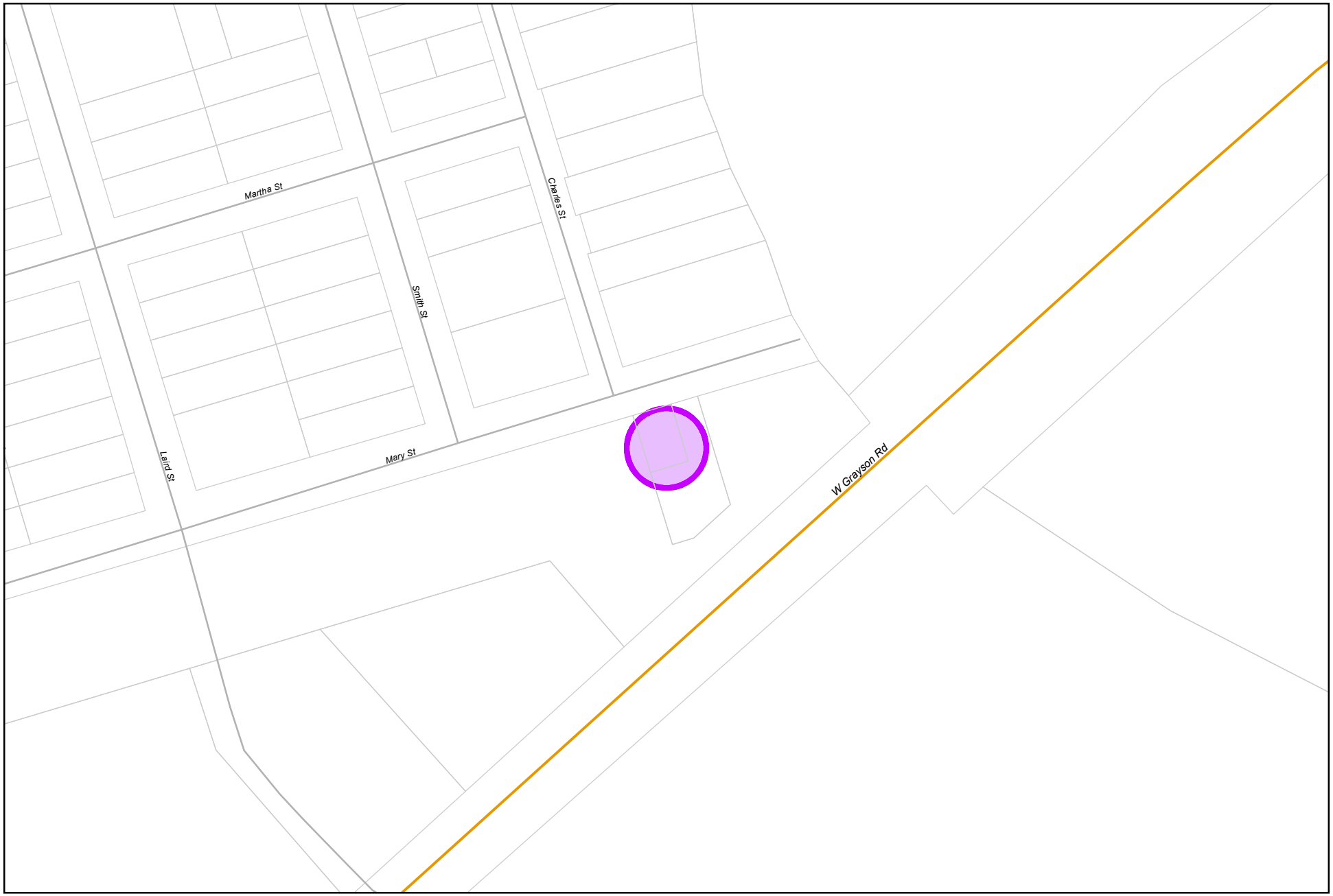

0 155 310
Feet

City of Modesto

Project #: 101080

UTL - Grayson Well 69 (Replacing Well 274) Surface

MODESTO
CALIFORNIA

UTL - Grayson Well 69 (Replacing Well 274) Surface Improvements

101080

Capital Unsponsored

Cost Center:	49999	*Category:*	Water	*Start Date:*	2018
Hosting Fund:	Water Fund - CIP Projects-4180	*Type Class:*	Water	*End Date:*	2022
Element Listing:	Comm Svcs & Fac	*Area:*	System Wide	*Status:*	Active
Classification:	Replacement	*Manager:*	Davalos, Robert	*Const. Code:*	Not Awarded

Proj Desc: This project will provide funding for the replacement of Well 274 in Grayson. Well 274 was constructed in 1987 by cable tool method to a total depth of 188 bgs for production of 220 gpm. Well 274 is currently active active and serves Grayson. The project intends to limit the potential of nitrates and restore the Well to it's optimum production. The funding for this portion of the project will fund only the surface improvements which will consist of the well pump, above ground piping, mehcanical and electrical work.

As a requirement from the State Department of Water Resources, any new well is required to have a new identifer. As a result, the City assigned the new well # 69.

Proj Stat: Design to be complete in FY 19/20 with construction to begin in FY 20/21.

Expenditures	Budget	Actual+Commit	Available	Prop. Inc./Dec. for 20-21	Budget+Prop. Inc./Dec.	Avail.+Prop. Inc./Dec.	21-22	22-23	23-24	24-25	Total Budgeted up to 2025
CA Construction Admin	220,000	412	219,588	0	220,000	219,588	0	0	0	0	220,000
CCF City Construct Force	25,000	0	25,000	0	25,000	25,000	0	0	0	0	25,000
CON Construction	2,200,000	0	2,200,000	0	2,200,000	2,200,000	0	0	0	0	2,200,000
CTGY-CIP Contingency - CIP	220,000	0	220,000	0	220,000	220,000	0	0	0	0	220,000
EDA Eng/Design/Admin	120,000	13,166	106,834	0	120,000	106,834	0	0	0	0	120,000
Expenditure Totals:	2,785,000	13,579	2,771,421	0	2,785,000	2,771,421	0	0	0	0	2,785,000

Fund Balance Required	Budget+Prop. Inc./Dec.	Available+Prop. Inc./Dec.
Water Fund - CIP Projects-4180	2,785,000	2,771,421

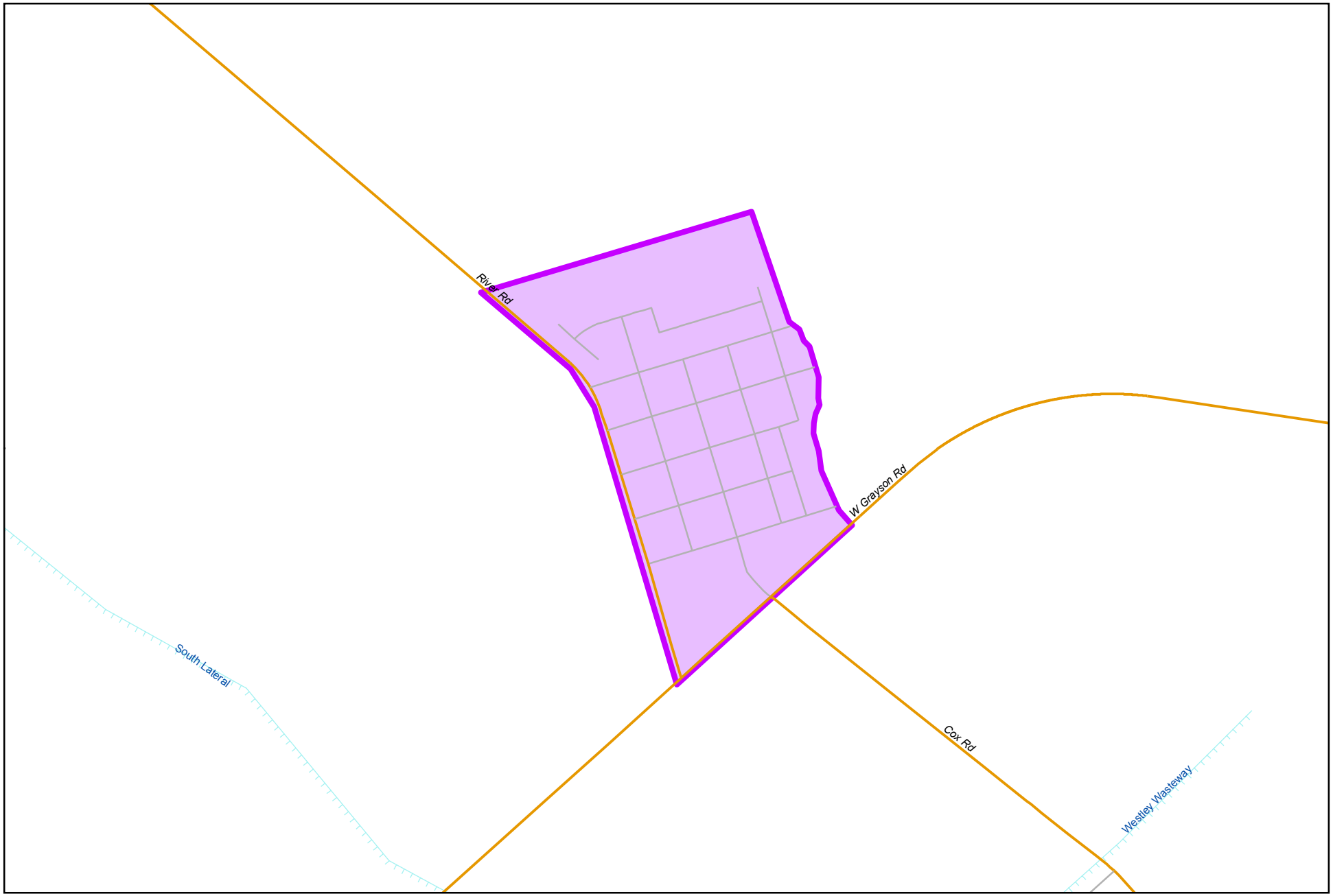

0 950 1,900
Feet

City of Modesto

Project #: 101081

UTL - Grayson System Improvements

MODESTO
CALIFORNIA

UTL - Grayson System Improvements

101081

Capital Unsponsored

Cost Center:	49999	*Category:*	Water	*Start Date:*	2018
Hosting Fund:	Water Fund - CIP Projects-4180	*Type Class:*	Water	*End Date:*	2022
Element Listing:	Comm Svcs & Fac	*Area:*	System Wide	*Status:*	Active
Classification:	Maintenance	*Manager:*	Franco, Jesse	*Const. Code:*	New or Future

Proj Desc: The project will seek alternative funding sources for the specific improvements required for the Grayson Service Area (per the Water System Engineer's Report and Water Master Plan), including replacement of existing wells, addition of a wellhead treatment system, replacement of Tank 9, addition of booster pump capacity, and replacement of distribution mains. The project will fund the preparation and submittal of applications for $500k in Prop 1 Planning grants, and implementation funding for the estimated $8.7M in improvements (includes Replacement Well 274), with the potential of receiving up to $5M in grant assistance, along with additional grants or principal forgiveness. One the alternative funding sources are in place, the project will design and construct improvements as funding permits.

Proj Stat: Requests for proposals expected to be reviewed and completed in FY 19/20. Design to begin in FY 20/21.

Expenditures	Budget	Actual+Commit	Available	Prop. Inc./Dec. for 20-21	Budget+Prop. Inc./Dec.	Avail.+Prop. Inc./Dec.	21-22	22-23	23-24	24-25	Total Budgeted up to 2025
CCF City Construct Force	10,000	0	10,000	0	10,000	10,000	0	0	0	0	10,000
EDA Eng/Design/Admin	1,100,000	12,136	1,087,864	0	1,100,000	1,087,864	0	0	0	0	1,100,000
Expenditure Totals:	1,110,000	12,136	1,097,864	0	1,110,000	1,097,864	0	0	0	0	1,110,000

Fund Balance Required	Budget+Prop. Inc./Dec.	Available+Prop. Inc./Dec.
Water Fund - CIP Projects-4180	1,110,000	1,097,864

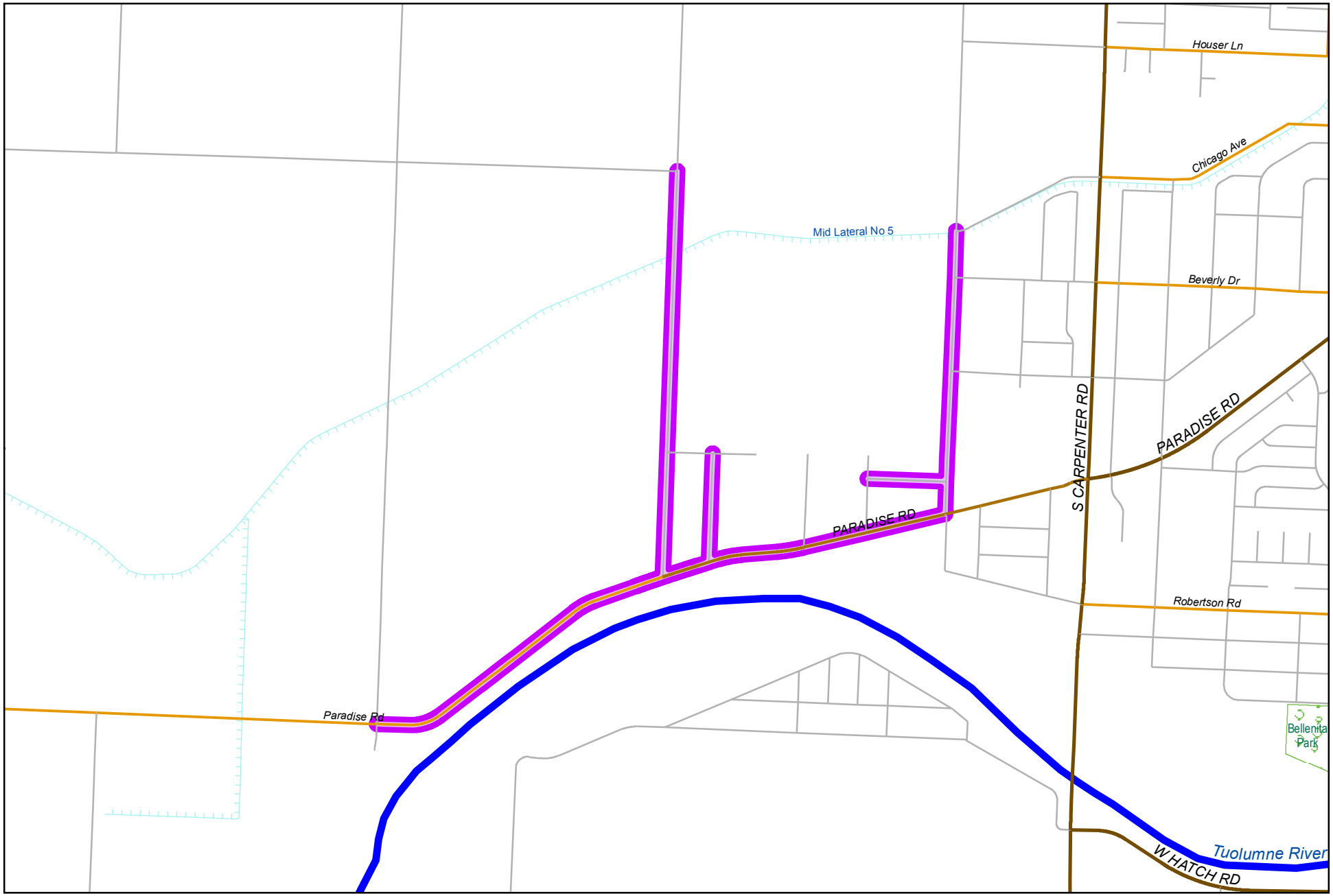

City of Modesto

Project #: 101082

UTL - Paradise Strengthen & Replace Water Mains Phase 2

0 1,150 2,300
Feet

N

MODESTO CALIFORNIA

UTL - Paradise Strengthen & Replace Water Mains Phase 2 101082

Capital Unsponsored

Cost Center:	49999	*Category:*	Water	*Start Date:*	2018
Hosting Fund:	Water Fund - CIP Projects-4180	*Type Class:*	Water	*End Date:*	2024
Element Listing:	Comm Svcs & Fac	*Area:*	System Wide	*Status:*	Active
Classification:	Replacement	*Manager:*	Davalos, Robert	*Const. Code:*	New or Future

Proj Desc: Existing water lines in the Paradise / Ohio/Grimes are approximately 60 year old steel mains that are small in diameter and need to be replaced in accordance with industry standard practice. This project is the second phase which will provide funding to install new 8" and 12" water lines with individual residential services and additional fire hydrants. Improvements to Grimes Avenue north of Paradise, OHio Ave, north of Paradise to MID canal, MIchel Ave., Mosher Ave. and Paradise (Pauline to Ohio)

Proj Stat: Design to be completed in FY 21/22 and construction to be completed in FY 22/23.

Expenditures	Budget	Actual+Commit	Available	Prop. Inc./Dec. for 20-21	Budget+Prop. Inc./Dec.	Avail.+Prop. Inc./Dec.	21-22	22-23	23-24	24-25	Total Budgeted up to 2025
CA Construction Admin	230,000	0	230,000	0	230,000	230,000	0	0	0	0	230,000
CCF City Construct Force	25,000	0	25,000	0	25,000	25,000	0	0	0	0	25,000
CON Construction	2,300,000	0	2,300,000	0	2,300,000	2,300,000	0	0	0	0	2,300,000
EDA Eng/Design/Admin	45,000	0	45,000	0	45,000	45,000	0	0	0	0	45,000
LA Land Acquistion	11,000	0	11,000	0	11,000	11,000	0	0	0	0	11,000
Expenditure Totals:	2,611,000	0	2,611,000	0	2,611,000	2,611,000	0	0	0	0	2,611,000

Fund Balance Required	Budget+Prop. Inc./Dec.	Available+Prop. Inc./Dec.
Water Fund - CIP Projects-4180	2,611,000	2,611,000

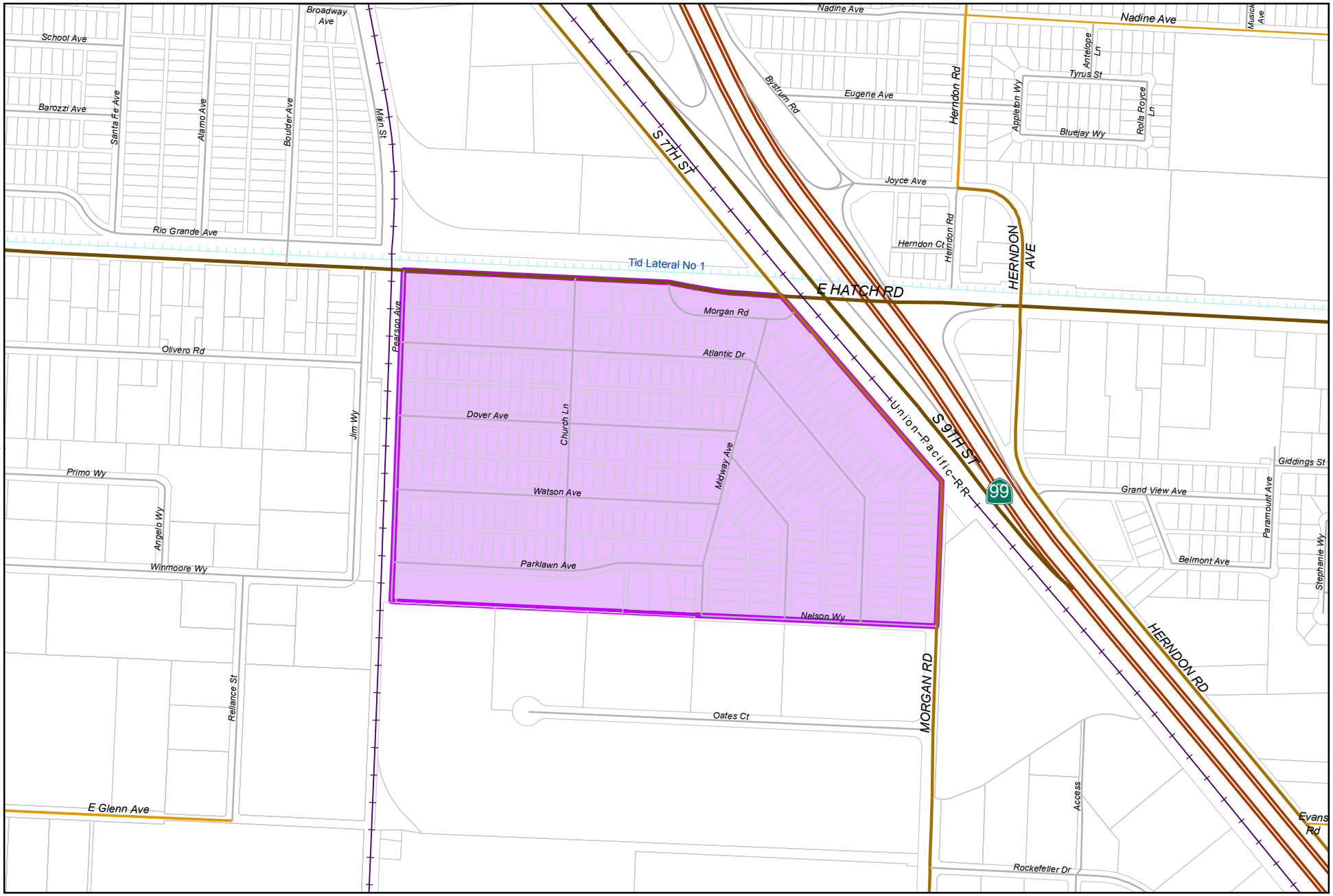

City of Modesto

Project #: 101083

UTL - Parklawn Neighborhood Strengthen & Replace Water Mains

0 550 1,100
Feet

MODESTO CALIFORNIA

UTL - Parklawn Neighborhood Strengthen & Replace Water Mains

101083

Capital Unsponsored

Cost Center:	49999	*Category:*	Water	*Start Date:*	2018
Hosting Fund:	Water Fund - CIP Projects-4180	*Type Class:*	Water	*End Date:*	2024
Element Listing:	Comm Svcs & Fac	*Area:*	System Wide	*Status:*	Active
Classification:	Replacement	*Manager:*	Davalos, Robert	*Const. Code:*	New or Future

Proj Desc: This project will replace existing water mains within the Parklawn Neighborhood area generally bounded by Morgan on the East , Hatch on the North, Pearson on the West, and Nelson on the South. Existing water mains in this area are old, undersized steel mains which are prone to leaking and low pressures. This project will replace the existing system with City standard water mains, valves and hydrants to improve system reliability, flows and pressures.

Proj Stat: Project design will begin in summer 2020, with construction anticipated to begin in 2023.

Expenditures	Budget	Actual+Commit	Available	Prop. Inc./Dec. for 20-21	Budget+Prop. Inc./Dec.	Avail.+Prop. Inc./Dec.	21-22	22-23	23-24	24-25	Total Budgeted up to 2025
CA Construction Admin	171,000	0	171,000	0	171,000	171,000	0	0	0	0	171,000
CCF City Construct Force	50,000	0	50,000	0	50,000	50,000	0	0	0	0	50,000
CON Construction	2,200,000	0	2,200,000	0	2,200,000	2,200,000	0	0	0	0	2,200,000
CTGY-CIP Contingency - CIP	176,000	0	176,000	0	176,000	176,000	0	0	0	0	176,000
EDA Eng/Design/Admin	250,000	0	250,000	0	250,000	250,000	0	0	0	0	250,000
Expenditure Totals:	2,847,000	0	2,847,000	0	2,847,000	2,847,000	0	0	0	0	2,847,000

Fund Balance Required	Budget+Prop. Inc./Dec.	Available+Prop. Inc./Dec.
Water Fund - CIP Projects-4180	2,847,000	2,847,000

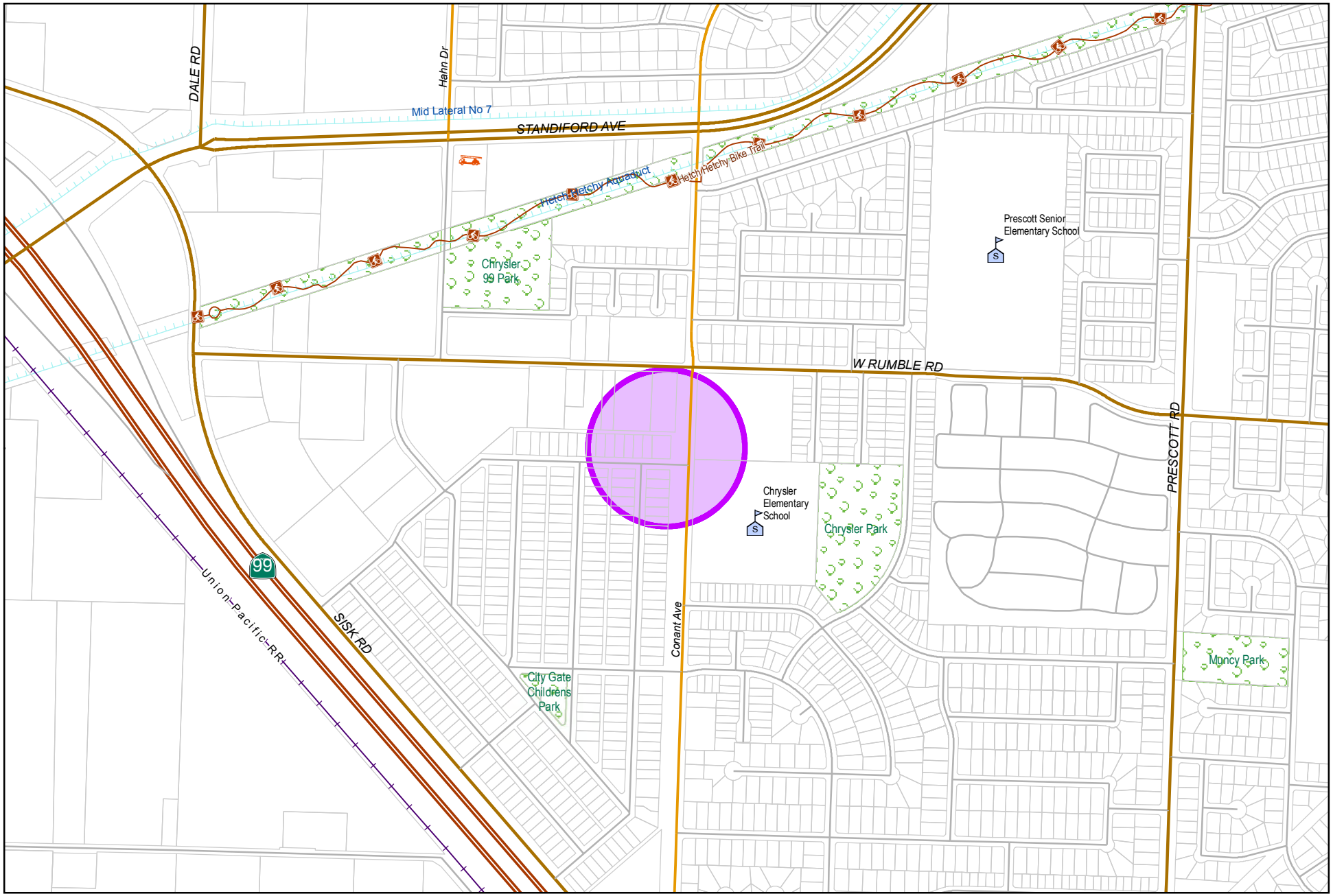

0 650 1,300
Feet

City of Modesto

Project #: 101084

UTL - Well 71 (Replacing Well 226) Surface

MODESTO CALIFORNIA

UTL - Well 71 (Replacing Well 226) Surface Improvements

101084

Capital Unsponsored

Cost Center:	49999	*Category:*	Water	*Start Date:*	2018
Hosting Fund:	Water Fund - CIP Projects-4180	*Type Class:*	Water	*End Date:*	2022
Element Listing:	Comm Svcs & Fac	*Area:*	System Wide	*Status:*	Active
Classification:	Replacement	*Manager:*	Davalos, Robert	*Const. Code:*	Not Awarded

Proj Desc: This project will provide funding for the construction of the surface improvements for Well 226. The project is intended to limit the amount of treatment and restore the Well to it's optimum capacity. This project will provide engineering services during construction and construct the above ground improvements for the Well only. Work will constitute the construction of above ground pumps, piping and electrical work The driling of the well will be funded by another CIP.

Proj Stat: Design completed in FY 19/20 and construction to begin in FY 20/21.

Expenditures	Budget	Actual+Commit	Available	Prop. Inc./Dec. for 20-21	Budget+Prop. Inc./Dec.	Avail.+Prop. Inc./Dec.	21-22	22-23	23-24	24-25	Total Budgeted up to 2025
CA Construction Admin	220,000	0	220,000	0	220,000	220,000	0	0	0	0	220,000
CCF City Construct Force	25,000	0	25,000	0	25,000	25,000	0	0	0	0	25,000
CON Construction	2,220,000	0	2,220,000	0	2,220,000	2,220,000	0	0	0	0	2,220,000
CTGY-CIP Contingency - CIP	200,000	0	200,000	0	200,000	200,000	0	0	0	0	200,000
EDA Eng/Design/Admin	120,000	11,868	108,132	0	120,000	108,132	0	0	0	0	120,000
Expenditure Totals:	2,785,000	11,868	2,773,132	0	2,785,000	2,773,132	0	0	0	0	2,785,000

Fund Balance Required	Budget+Prop. Inc./Dec.	Available+Prop. Inc./Dec.
Water Fund - CIP Projects-4180	2,785,000	2,773,132

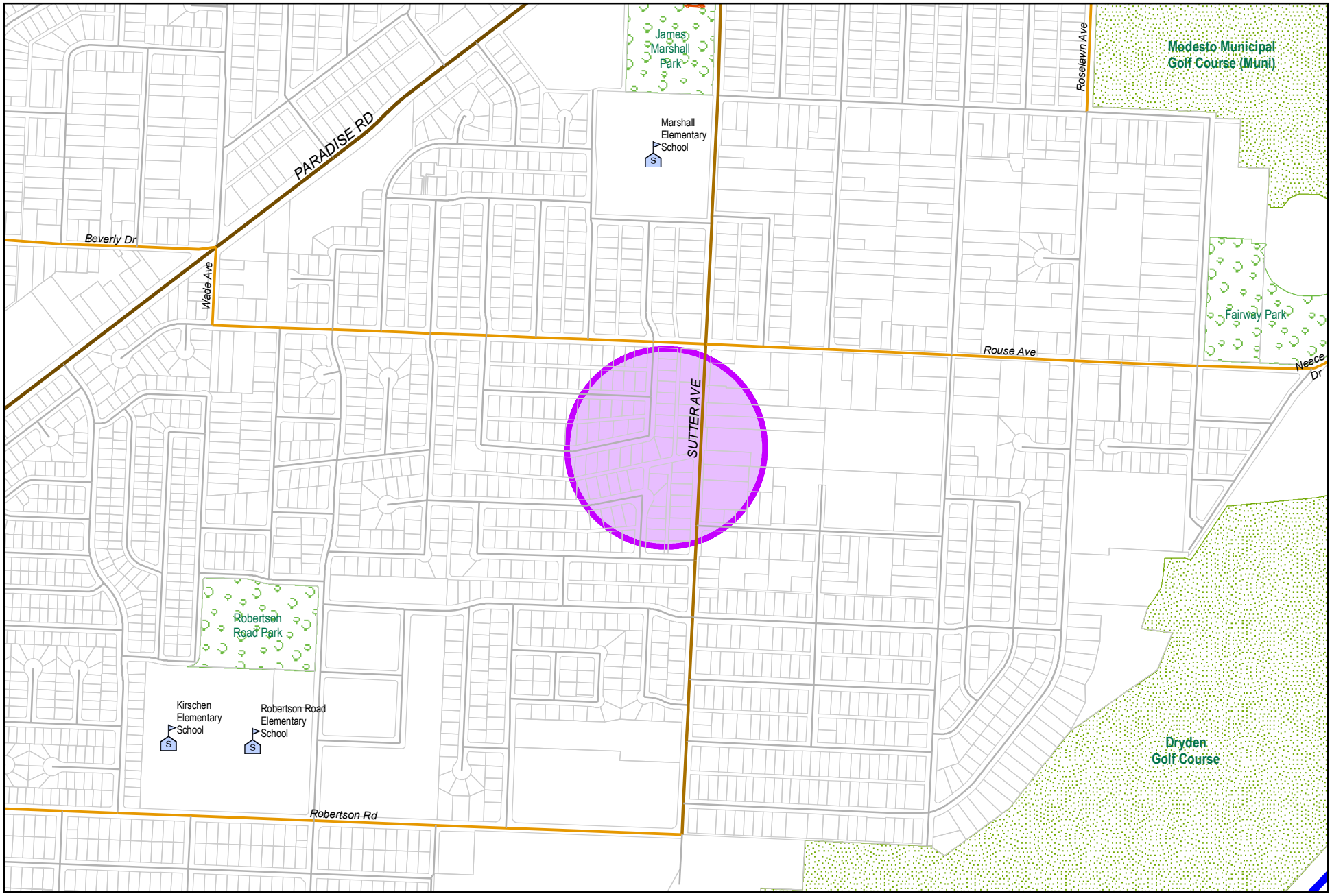

0 650 1,300
Feet

City of Modesto

Project #: 101085

UTL - Well 72 (Replacing Well 229) Surface

MODESTO CALIFORNIA

UTL - Well 72 (Replacing Well 229) Surface Improvements

101085

Capital Unsponsored

Cost Center:	49999	*Category:*	Water	*Start Date:*	2018
Hosting Fund:	Water Fund - CIP Projects-4180	*Type Class:*	Water	*End Date:*	2023
Element Listing:	Comm Svcs & Fac	*Area:*	System Wide	*Status:*	Active
Classification:	Replacement	*Manager:*	Davalos, Robert	*Const. Code:*	Not Awarded

Proj Desc: This project will provide funding for the construction of the surface improvemenst for Well 72. The project is intended to limit the amount of treatment and restore the Well to it's optimum capacity. This project will provide engineering services during construction and construct the above ground improvements for the Well only. Work will constitute the construction of above ground pumps, piping and electrical work The driling of the well will be funded by CIP #100853.

Proj Stat: Design to be completed in FY 19/20 and construction in FY 20/21.

Expenditures	Budget	Actual+Commit	Available	Prop. Inc./Dec. for 20-21	Budget+Prop. Inc./Dec.	Avail.+Prop. Inc./Dec.	21-22	22-23	23-24	24-25	Total Budgeted up to 2025
CA Construction Admin	220,000	0	220,000	0	220,000	220,000	0	0	0	0	220,000
CCF City Construct Force	25,000	0	25,000	0	25,000	25,000	0	0	0	0	25,000
CON Construction	2,200,000	0	2,200,000	0	2,200,000	2,200,000	0	0	0	0	2,200,000
CTGY-CIP Contingency - CIP	200,000	0	200,000	0	200,000	200,000	0	0	0	0	200,000
EDA Eng/Design/Admin	264,000	103	263,897	0	264,000	263,897	0	0	0	0	264,000
Expenditure Totals:	2,909,000	103	2,908,897	0	2,909,000	2,908,897	0	0	0	0	2,909,000

Fund Balance Required	Budget+Prop. Inc./Dec.	Available+Prop. Inc./Dec.
Water Fund - CIP Projects-4180	2,909,000	2,908,897

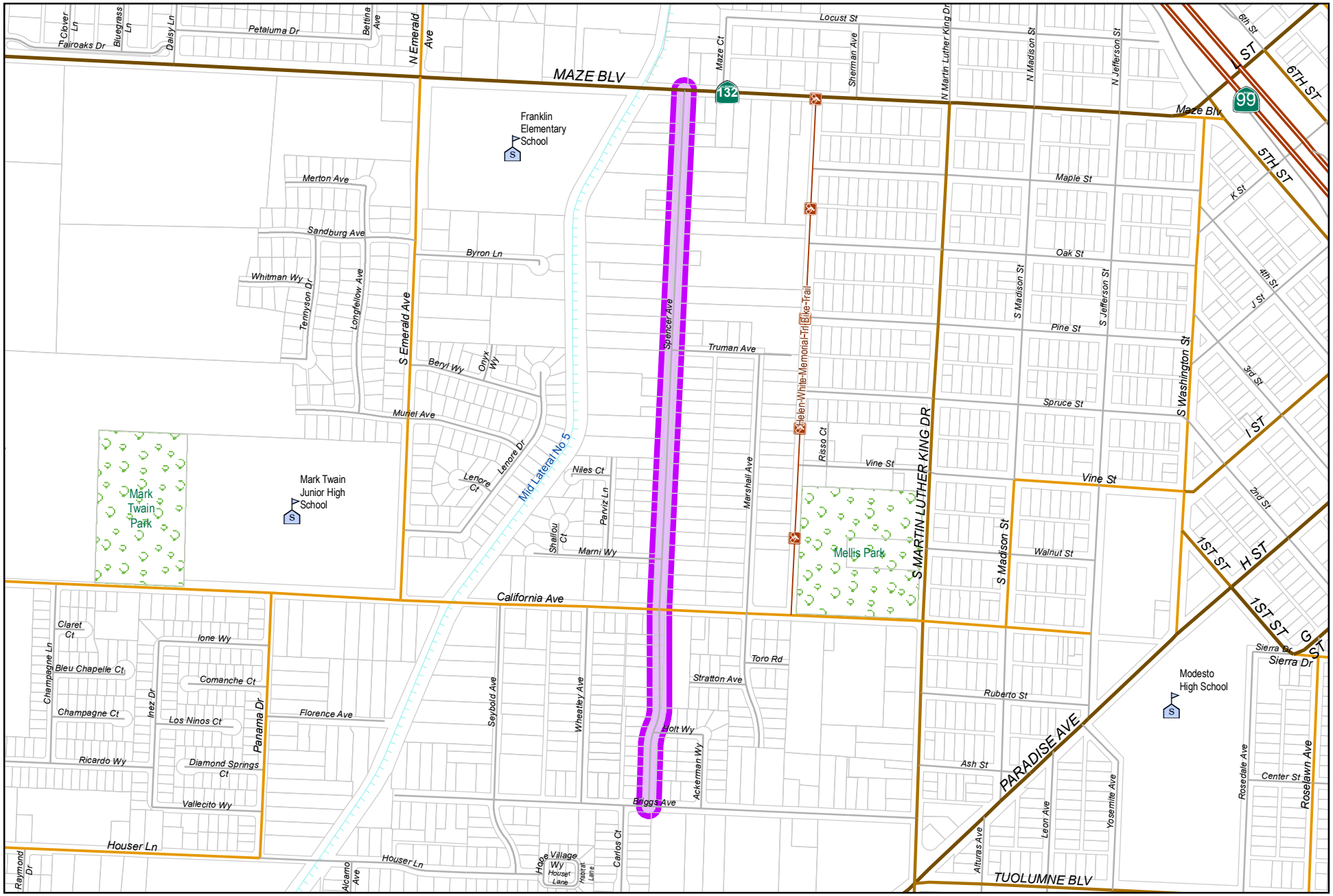

City of Modesto

Project #: 101110

UPP - Spencer Ave Strengthen and Replace Water Mains

0 600 1,200
Feet

UPP - Spencer Avenue Strengthen & Replace Water Mains

101110

Capital Unsponsored

Cost Center:	49999	*Category:*	Water	*Start Date:*	2018
Hosting Fund:	Water Fund - CIP Projects-4180	*Type Class:*	Water	*End Date:*	2021
Element Listing:	Comm Svcs & Fac	*Area:*	Within City	*Status:*	Active
Classification:	Replacement	*Manager:*	Davalos, Robert	*Const. Code:*	Under Construction

Proj Desc: The project will provide funding to replace existing water mains within the Spencer Ave area generally bounded by Maze Blvd (SR 132) on the north, Spencer Ave to the West, Martin Luther King Dr to the east and California Ave to the south. Existing water mains in this area are old, undersized steel mains which are prone to leaks and low pressure. The project will replace the existing water system with City standard water mains, valves and hydrants to improve system reliability, flows and pressure.

Proj Stat: Design and Construction to be Complete in FY 19/20.

Expenditures	Budget	Actual+Commit	Available	Prop. Inc./Dec. for 20-21	Budget+Prop. Inc./Dec.	Avail.+Prop. Inc./Dec.	21-22	22-23	23-24	24-25	Total Budgeted up to 2025
CA Construction Admin	160,000	10	159,990	0	160,000	159,990	0	0	0	0	160,000
CCF City Construct Force	25,000	0	25,000	0	25,000	25,000	0	0	0	0	25,000
CON Construction	1,600,000	0	1,600,000	0	1,600,000	1,600,000	0	0	0	0	1,600,000
CTGY-CIP Contingency - CIP	160,000	0	160,000	0	160,000	160,000	0	0	0	0	160,000
EDA Eng/Design/Admin	125,000	20,248	104,752	0	125,000	104,752	0	0	0	0	125,000
LA Land Acquistion	10,000	0	10,000	0	10,000	10,000	0	0	0	0	10,000
Expenditure Totals:	2,080,000	20,257	2,059,743	0	2,080,000	2,059,743	0	0	0	0	2,080,000

Fund Balance Required	Budget+Prop. Inc./Dec.	Available+Prop. Inc./Dec.
Water Fund - CIP Projects-4180	2,080,000	2,059,743

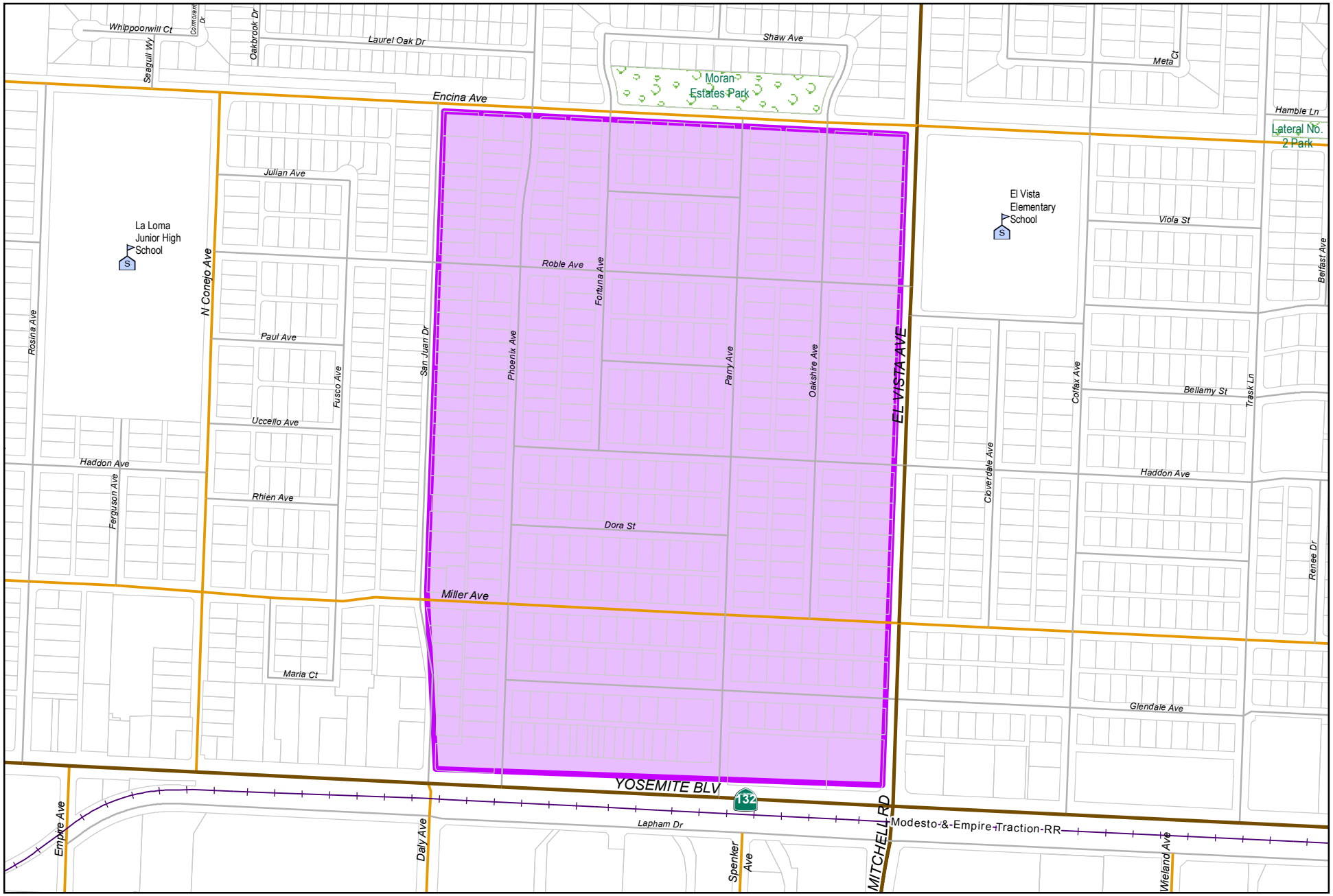

0 462.5 925
Feet

City of Modesto

Project #: 101111

UPP - La Loma Phase 2B Fire Hydrant Additions

MODESTO CALIFORNIA

UPP - La Loma Phase 2B Fire Hydrant Additions

101111

Capital Unsponsored

Cost Center:	49999	*Category:*	Water	*Start Date:*	2018
Hosting Fund:	Water Fund - CIP Projects-4180	*Type Class:*	Water	*End Date:*	2020
Element Listing:	Comm Svcs & Fac	*Area:*	Within City	*Status:*	Active
Classification:	Replacement	*Manager:*	Davalos, Robert	*Const. Code:*	To be Closed

Proj Desc: The project will install approximately 17 fire hydrants in the La Loma Neighborhood to meet current City standard spacing requirements. The installation of the hydrants will assist in providing reliability, flow, pressure and the added safety for the La Loma neighborhood. In addition, another three fire hydrants will be installed along Yosemite Blvd (SR 132). The project is bounded by Yosemite Blvd (SR 132) to the south, San Juan Dr to the west, Encina Ave to the north and El Vista Ave to the east. The majority of the funding will be applied by Community Development Block Grants (CDBG) and the Water Fund will contribute the remaining amount. It is expected that the project will be fully complete by April 30,2019 to meet CDBG and HUD requirements.

Proj Stat: Design and construction to be completed in FY 18/19. Project acceptance in FY 19/20, Project anticipated to be closed in FY 20/21.

Expenditures	Budget	Actual+Commit	Available	Prop. Inc./Dec. for 20-21	Budget+Prop. Inc./Dec.	Avail.+Prop. Inc./Dec.	21-22	22-23	23-24	24-25	Total Budgeted up to 2025
CA Construction Admin	69,296	32,118	37,178	0	69,296	37,178	0	0	0	0	69,296
CCF City Construct Force	10,000	11,108	-1,108	0	10,000	-1,108	0	0	0	0	10,000
CON Construction	124,554	124,554	0	0	124,554	0	0	0	0	0	124,554
CTGY-CIP Contingency - CIP	69,296	0	69,296	0	69,296	69,296	0	0	0	0	69,296
EA Equip Acquisition	0	0	0	0	0	0	0	0	0	0	0
EDA Eng/Design/Admin	56,854	26,009	30,845	0	56,854	30,845	0	0	0	0	56,854
Expenditure Totals:	330,000	193,789	136,211	0	330,000	136,211	0	0	0	0	330,000

Fund Balance Required	Budget+Prop. Inc./Dec.	Available+Prop. Inc./Dec.
Water Fund - CIP Projects-4180	330,000	136,211

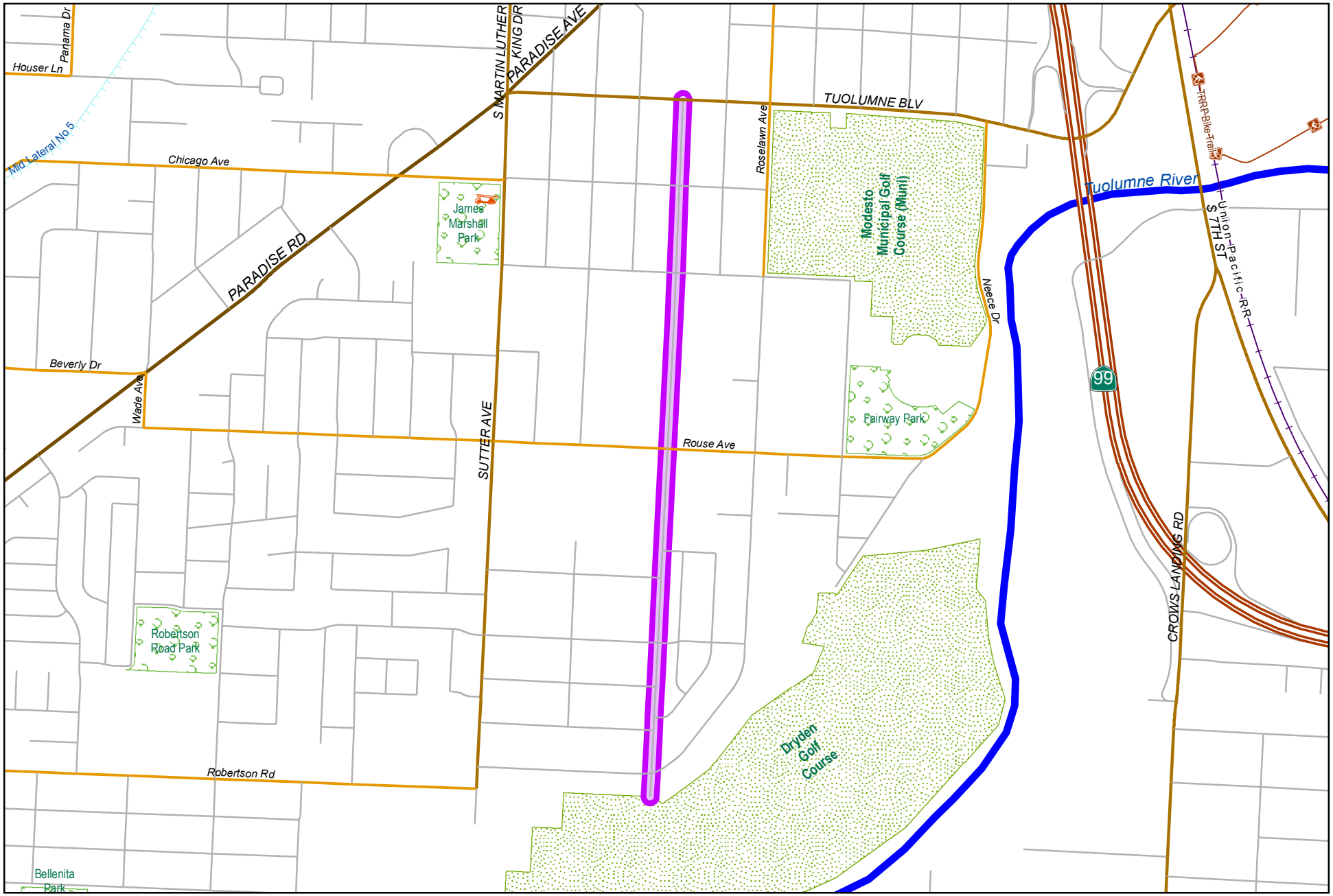

0 900 1,800
Feet

City of Modesto

Project #: 101152

UTL - Colorado Avenue Strengthen & Replace Water Main

MODESTO CALIFORNIA

UTL - Colorado Avenue Strengthen & Replace Water Main

101152

Capital Unsponsored

Cost Center:	49999	*Category:*	Water	*Start Date:*	2019
Hosting Fund:	Water Fund - CIP Projects-4180	*Type Class:*	Water	*End Date:*	2023
Element Listing:	Comm Svcs & Fac	*Area:*	System Wide	*Status:*	Active
Classification:	Replacement	*Manager:*	Davalos, Robert	*Const. Code:*	New or Future

Proj Desc: This project will provide funding to replace the existing water main along Colorado Avenue generally bounded by Pelton Avenue to the South, South Avenue to the North, Roselawn Avenue to the East and Sutter Avenue to the West. The water line will be installed as a part of the Sutter Trunk realignment project which will install a 16" trunk line down Colorado Avenue. The existing water main along Colorado in this area is an old 4" undersized steel main which is prone to leaking and low pressures. The project will replace the existing system with City Standard water mains, valves and hydrants to improve system reliability, flows and pressures.

Proj Stat: Project was recently approved by Council in January 2019 with design beginning in FY 19/20. Construction expected to begin in FY 21/22.

Expenditures	Budget	Actual+Commit	Available	Prop. Inc./Dec. for 20-21	Budget+Prop. Inc./Dec.	Avail.+Prop. Inc./Dec.	21-22	22-23	23-24	24-25	Total Budgeted up to 2025
CA Construction Admin	60,000	0	60,000	0	60,000	60,000	0	0	0	0	60,000
CCF City Construct Force	25,000	0	25,000	0	25,000	25,000	0	0	0	0	25,000
CON Construction	600,000	0	600,000	0	600,000	600,000	0	0	0	0	600,000
CTGY-CIP Contingency - CIP	60,000	0	60,000	0	60,000	60,000	0	0	0	0	60,000
EDA Eng/Design/Admin	256,447	83,751	172,696	0	256,447	172,696	0	0	0	0	256,447
Expenditure Totals:	1,001,447	83,751	917,696	0	1,001,447	917,696	0	0	0	0	1,001,447

Fund Balance Required	Budget+Prop. Inc./Dec.	Available+Prop. Inc./Dec.
Water Fund - CIP Projects-4180	1,001,447	917,696

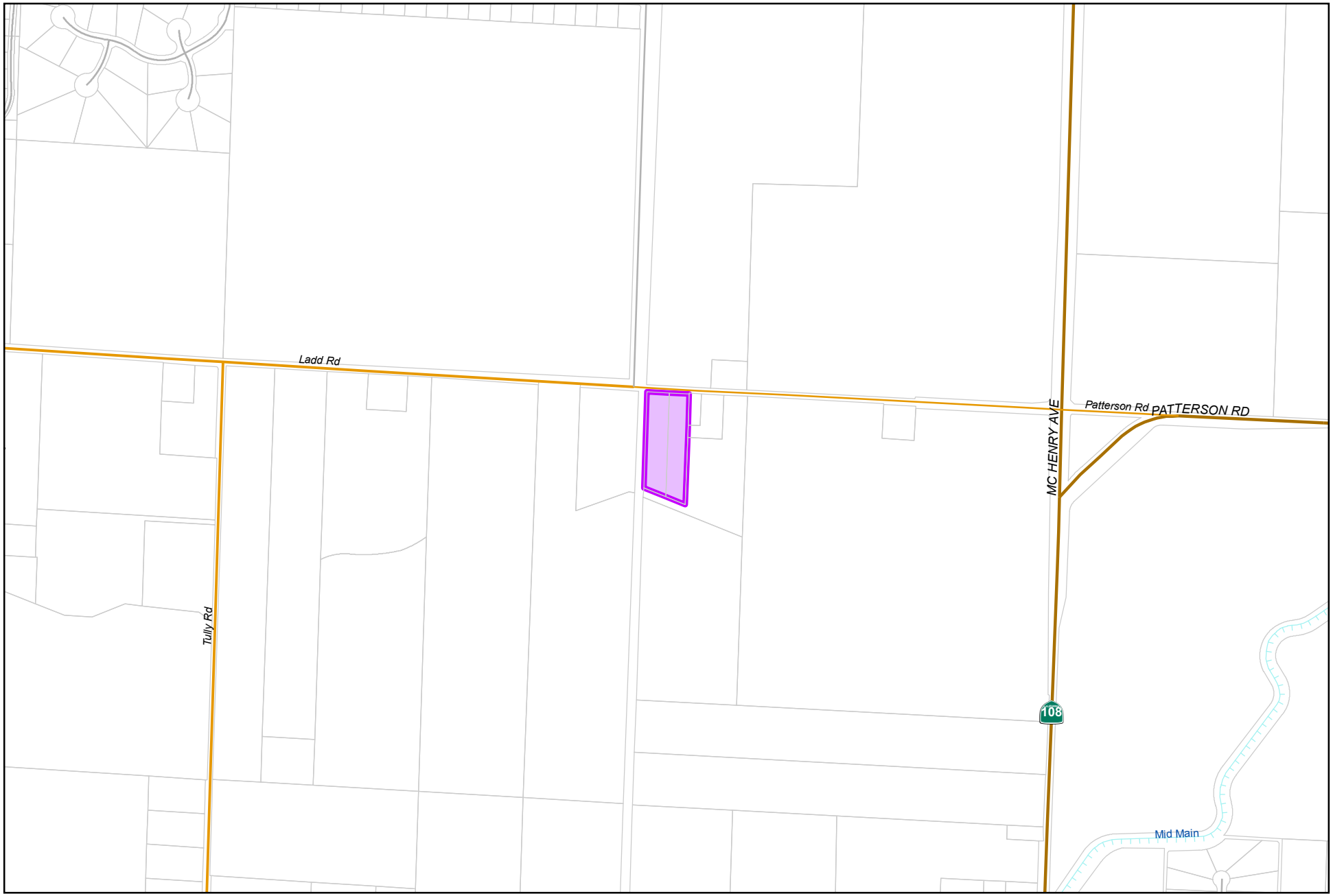

0 750 1,500
Feet

City of Modesto

Project #: 101153

UTL - Well 68 GAC Treatment

MODESTO
CALIFORNIA

ULT - Well 68 GAC Treatment

101153

Capital Unsponsored

Cost Center:	49999	*Category:*	Water	*Start Date:*	2019
Hosting Fund:	Water Fund - CIP Projects-4180	*Type Class:*	Water	*End Date:*	2020
Element Listing:	Comm Svcs & Fac	*Area:*	System Wide	*Status:*	Active
Classification:	Replacement	*Manager:*	Davalos, Robert	*Const. Code:*	To be Closed

Proj Desc: This project will install a tretament system for the Del Rio Well 68. The treatment system will be located within the Tank and Well site.

Proj Stat: Project to be closed as contingency was added to project 100473 - Del Rio Tank 14 and Pump Station to account for the granular activated carbon (GAC) vessels.

Expenditures	Budget	Actual+Commit	Available	Prop. Inc./Dec. for 20-21	Budget+Prop. Inc./Dec.	Avail.+Prop. Inc./Dec.	21-22	22-23	23-24	24-25	Total Budgeted up to 2025
CA Construction Admin	171,500	0	171,500	0	171,500	171,500	0	0	0	0	171,500
CCF City Construct Force	50,000	0	50,000	0	50,000	50,000	0	0	0	0	50,000
CON Construction	1,715,000	0	1,715,000	0	1,715,000	1,715,000	0	0	0	0	1,715,000
CTGY-CIP Contingency - CIP	137,200	0	137,200	0	137,200	137,200	0	0	0	0	137,200
EDA Eng/Design/Admin	50,000	0	50,000	0	50,000	50,000	0	0	0	0	50,000
Expenditure Totals:	2,123,700	0	2,123,700	0	2,123,700	2,123,700	0	0	0	0	2,123,700

Fund Balance Required	Budget+Prop. Inc./Dec.	Available+Prop. Inc./Dec.
Water Fund - CIP Projects-4180	2,123,700	2,123,700

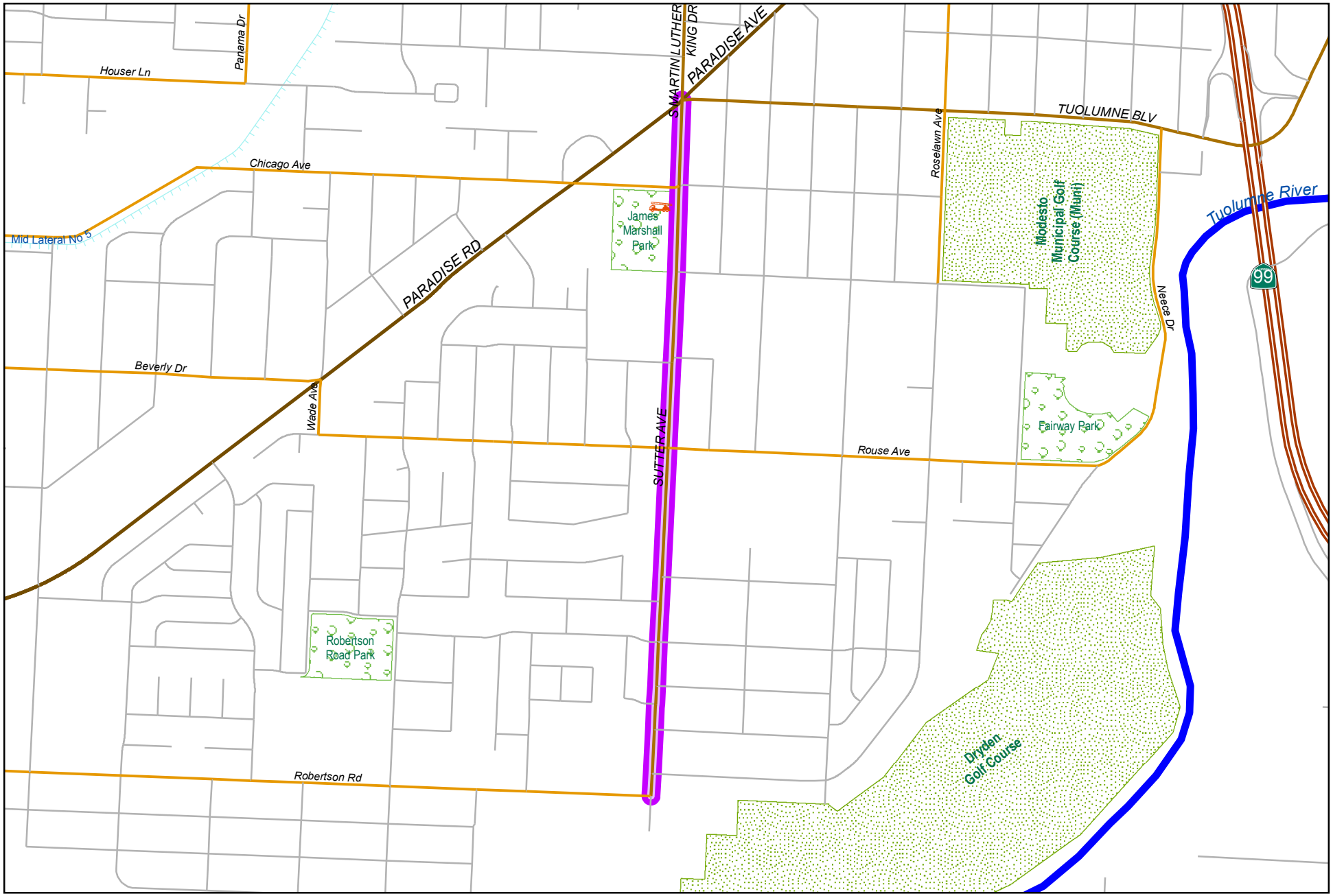

City of Modesto

Project #: 101154

UTL -Sutter Avenue Strengthen & Replace Water Mains

0 900 1,800
Feet

MODESTO CALIFORNIA

UTL - Sutter Avenue Strengthen & Replace Water Mains

101154

Capital Unsponsored

Cost Center:	49999	*Category:*	Water	*Start Date:*	2019
Hosting Fund:	Water Fund - CIP Projects-4180	*Type Class:*	Water	*End Date:*	2023
Element Listing:	Comm Svcs & Fac	*Area:*	System Wide	*Status:*	Active
Classification:	Replacement	*Manager:*	Davalos, Robert	*Const. Code:*	New or Future

Proj Desc: This project will provide funding to replace approximately 3,747 LF of aged existing water mains within Stanislaus County generally bounded by Sunset Avenue on the East, Rouse Ave to the North, Sutter Ave on the West, and Pelton Avenue on the South. Existing water mains in this area are old, undersized steel mains which are prone to leaking and low pressures. This project will replace the existing system with City standard water mains, valves and hydrants to improve system reliability, flows and pressures. Project design will begin in early 2019, with construction anticipated to begin in late Winter 2019 / Spring 2020.

Proj Stat: Project design to begin in FY 19/20 with construction expected to begin in FY 22/23.

Expenditures	Budget	Actual+Commit	Available	Prop. Inc./Dec. for 20-21	Budget+Prop. Inc./Dec.	Avail.+Prop. Inc./Dec.	21-22	22-23	23-24	24-25	Total Budgeted up to 2025
CA Construction Admin	75,000	0	75,000	0	75,000	75,000	0	0	0	0	75,000
CCF City Construct Force	25,000	0	25,000	0	25,000	25,000	0	0	0	0	25,000
CON Construction	750,000	0	750,000	0	750,000	750,000	0	0	0	0	750,000
CTGY-CIP Contingency - CIP	75,000	0	75,000	0	75,000	75,000	0	0	0	0	75,000
EDA Eng/Design/Admin	160,000	1,063	158,937	0	160,000	158,937	0	0	0	0	160,000
Expenditure Totals:	1,085,000	1,063	1,083,937	0	1,085,000	1,083,937	0	0	0	0	1,085,000

Fund Balance Required	Budget+Prop. Inc./Dec.	Available+Prop. Inc./Dec.
Water Fund - CIP Projects-4180	1,085,000	1,083,937

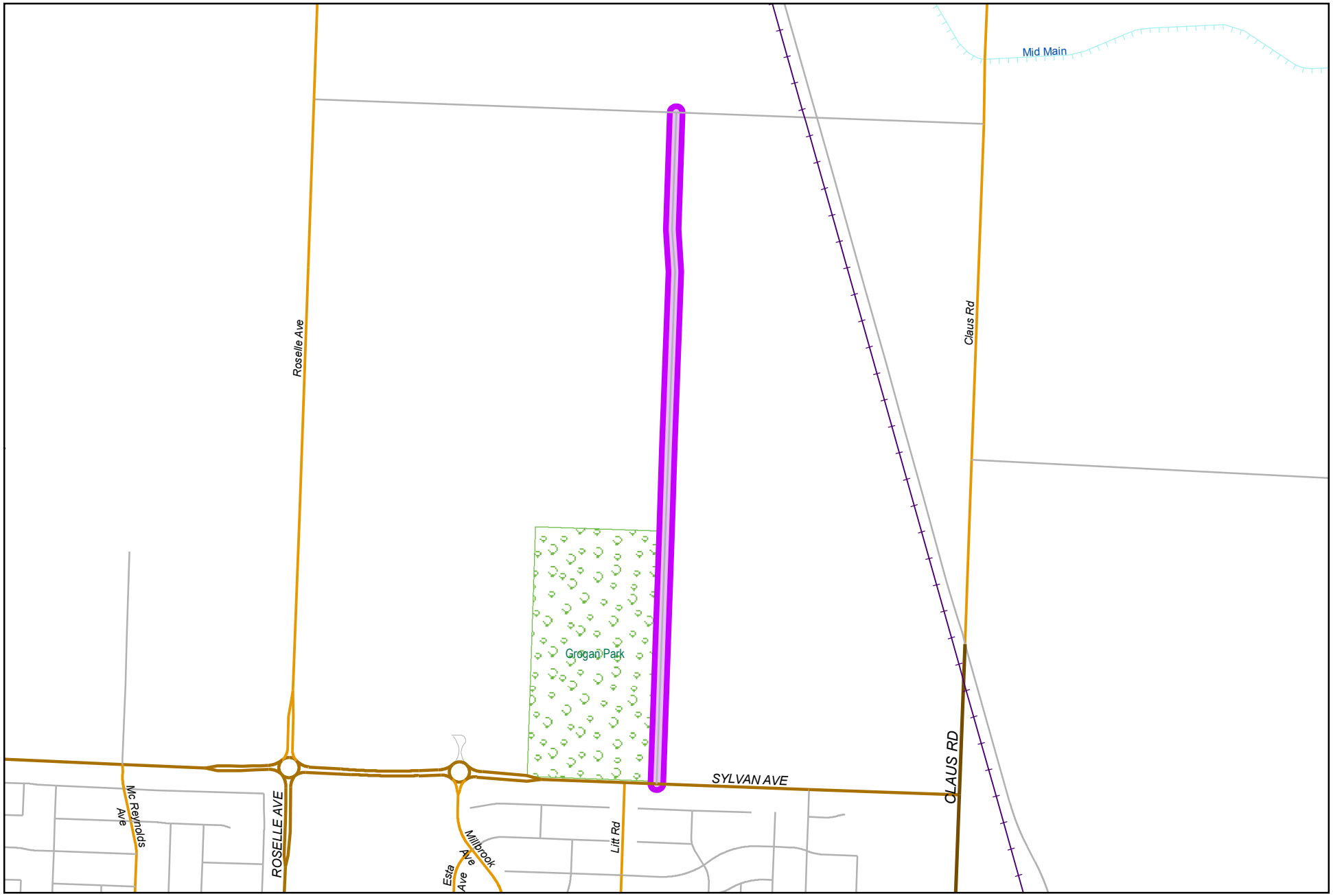

City of Modesto

Project #: 101155

UTL - Litt Road Gas Extension

MODESTO CALIFORNIA

UTL - Litt Road Gas Extension

101155

Capital Unsponsored

Cost Center:	49999	*Category:*	Water	*Start Date:*	2019
Hosting Fund:	Water Fund - CIP Projects-4180	*Type Class:*	Water	*End Date:*	2022
Element Listing:	Comm Svcs & Fac	*Area:*	System Wide	*Status:*	Active
Classification:	Replacement	*Manager:*	Davalos, Robert	*Const. Code:*	New or Future

Proj Desc: A new 4" gas line will be installed approximately 3,300 lineal feet from Sylvan Avenue along Litt Road to serve the new Water Corporation Yard Project.

Proj Stat: Project design to begin in FY 19/20, construction expected in FY 21/22.

Expenditures	Budget	Actual+Commit	Available	Prop. Inc./Dec. for 20-21	Budget+Prop. Inc./Dec.	Avail.+Prop. Inc./Dec.	21-22	22-23	23-24	24-25	Total Budgeted up to 2025
CA Construction Admin	31,500	0	31,500	0	31,500	31,500	0	0	0	0	31,500
CCF City Construct Force	10,000	0	10,000	0	10,000	10,000	0	0	0	0	10,000
CON Construction	315,000	0	315,000	0	315,000	315,000	0	0	0	0	315,000
CTGY-CIP Contingency - CIP	31,500	0	31,500	0	31,500	31,500	0	0	0	0	31,500
EDA Eng/Design/Admin	50,000	516	49,484	0	50,000	49,484	0	0	0	0	50,000
Expenditure Totals:	438,000	516	437,484	0	438,000	437,484	0	0	0	0	438,000

Fund Balance Required	Budget+Prop. Inc./Dec.	Available+Prop. Inc./Dec.
Water Fund - CIP Projects-4180	438,000	437,484

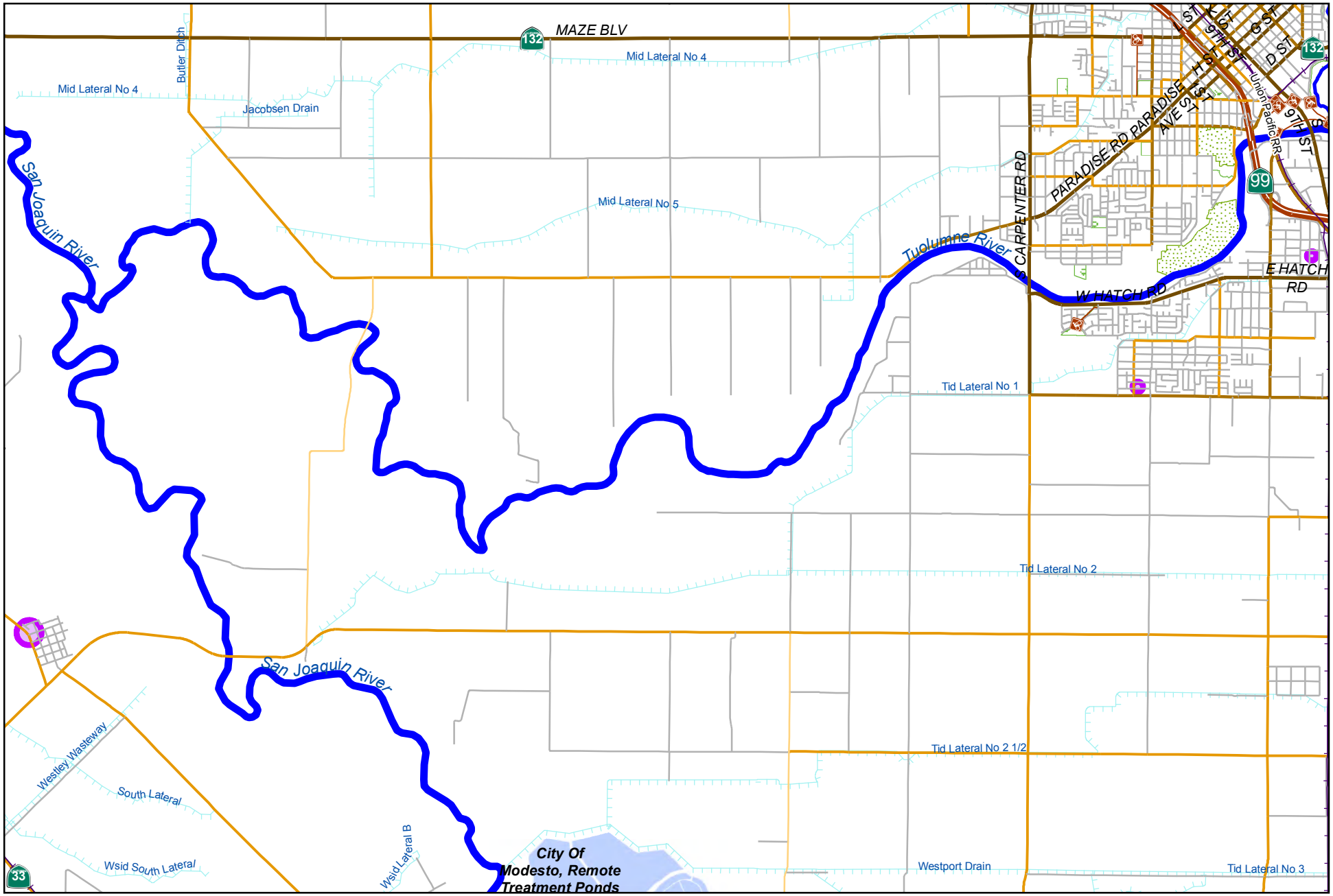

0 5,000 10,000
Feet

City of Modesto

Project #: 101205

UTL - Grayson Well 295 Salt Tank Platforms

MODESTO CALIFORNIA

UTL - Grayson Well 295 Salt Tank Platforms

101205

Capital Unsponsored

Cost Center:	UPP - Capital Projects-49999	*Category:*	Water	*Start Date:*	2019
Hosting Fund:	Water Fund - CIP Projects-4180	*Type Class:*	Water	*End Date:*	2021
Element Listing:	Comm Svcs & Fac	*Area:*	System Wide	*Status:*	New
Classification:	Replacement	*Manager:*	Davalos, Robert	*Const. Code:*	Under Construction

Proj Desc: Well site 295 is equipped with an ion exchange water treatment system. The system utilizes a sodium brine soaked resin for the ion exchange process. The sodium brine is produced from salt stored in two polyethylene tanks which are regularly filled by City operations staff. When the salt levels run low, operators refill the tanks by using ladders to maneuver heavy, flexible hoses to the top of the tanks to reach access hatches. Once the hoses are in place, salt is pumped into the hatch openings. This current process of refilling the salt tanks is unsafe and time consuming. A permanent working platform is required where operators can safely stand and refill the tanks as needed. The project will fund the construction of new platforms for the salt tanks as Well 295 in Grayson.

Proj Stat: Project design completed in FY 18/19, construction to be completed in FY 19/20.

Expenditures	Budget	Actual+Commit	Available	Prop. Inc./Dec. for 20-21	Budget+Prop. Inc./Dec.	Avail.+Prop. Inc./Dec.	21-22	22-23	23-24	24-25	Total Budgeted up to 2025
CA Construction Admin	25,000	0	25,000	0	25,000	25,000	0	0	0	0	25,000
CCF City Construct Force	10,000	0	10,000	0	10,000	10,000	0	0	0	0	10,000
CON Construction	76,600	0	76,600	0	76,600	76,600	0	0	0	0	76,600
CTGY-CIP Contingency - CIP	15,000	0	15,000	0	15,000	15,000	0	0	0	0	15,000
EDA Eng/Design/Admin	25,000	437	24,563	0	25,000	24,563	0	0	0	0	25,000
Expenditure Totals:	151,600	437	151,163	0	151,600	151,163	0	0	0	0	151,600

Fund Balance Required	Budget+Prop. Inc./Dec.	Available+Prop. Inc./Dec.
Water Fund - CIP Projects-4180	151,600	151,163

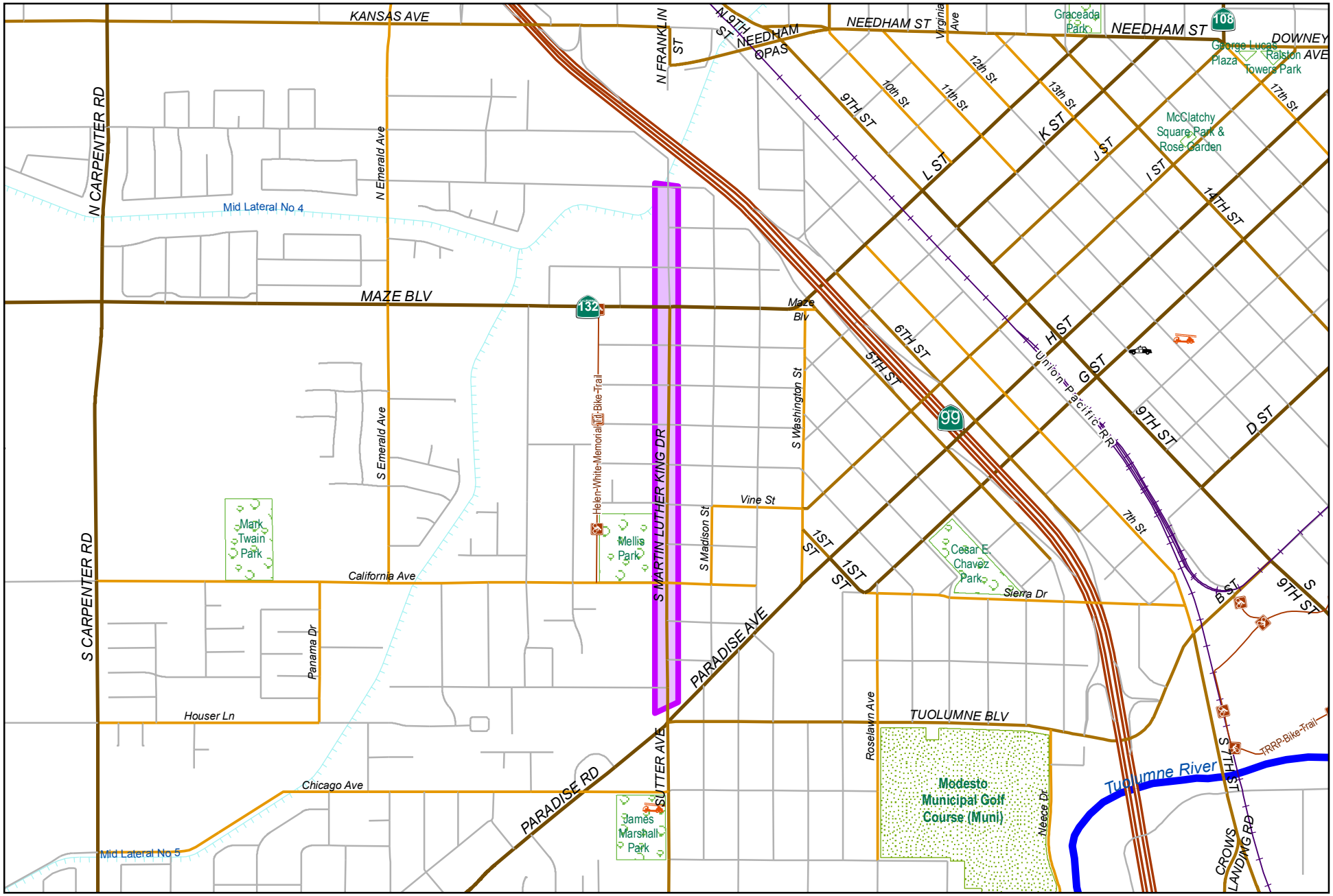

City of Modesto

Project #: 101209

CED - PFI - South MLK S&R

0 1,150 2,300
Feet

MODESTO CALIFORNIA

CED - PFI - South MLK S&R

101209

Capital Unsponsored

Cost Center:	CED - Capital Projects-14999	*Category:*	Water	*Start Date:*	
Hosting Fund:	Capital Grants - HUD CIP Projects-3170	*Type Class:*	Water	*End Date:*	
Element Listing:	Comm Svcs & Fac	*Area:*	System Wide	*Status:*	New
Classification:	Replacement	*Manager:*	Davalos, Robert	*Const. Code:*	New or Future

Proj Desc:

Proj Stat:

Revenues	Budget	Actuals+Commit	Available	Prop. Inc./Dec. for 20-21	Bud + Prop. Incr/Decr	Avail.+ Prop. Incr/Decr	21-22	22-23	23-24	24-25	Total Budgeted up to 2025
61130 Transfer In from Fund 1130	500,000	285	499,715	0	500,000	499,715	0	0	0	0	500,000
64100 Transfer In from Fund 4100	519,000	0	519,000	0	519,000	519,000	0	0	0	0	519,000
Revenue Totals:	1,019,000	285	1,018,715	0	1,019,000	1,018,715	0	0	0	0	1,019,000

Expenditures	Budget	Actual+Commit	Available	Prop. Inc./Dec. for 20-21	Budget+Prop. Inc./Dec.	Avail.+Prop. Inc./Dec.	21-22	22-23	23-24	24-25	Total Budgeted up to 2025
CA Construction Admin	67,500	182	67,318	0	67,500	67,318	0	0	0	0	67,500
CCF City Construct Force	25,000	0	25,000	0	25,000	25,000	0	0	0	0	25,000
CON Construction	225,000	0	225,000	0	225,000	225,000	0	0	0	0	225,000
CON 1335 (2019-20 CDBG) CON 1335(19-20 CDBG)	450,000	0	450,000	0	450,000	450,000	0	0	0	0	450,000
CTGY-CIP Contingency - CIP	67,500	0	67,500	0	67,500	67,500	0	0	0	0	67,500
EDA Eng/Design/Admin	134,000	6,040	127,960	0	134,000	127,960	0	0	0	0	134,000
EDA 1335 (2018-19 CDBG) EDA 1335(18-19 CDBG)	50,000	2,812	47,188	0	50,000	47,188	0	0	0	0	50,000
Expenditure Totals:	1,019,000	9,034	1,009,966	0	1,019,000	1,009,966	0	0	0	0	1,019,000

Fund Balance Required	Budget+Prop. Inc./Dec.	Available+Prop. Inc./Dec.
Capital Grants - HUD CIP Projects-3170	0	-8,749

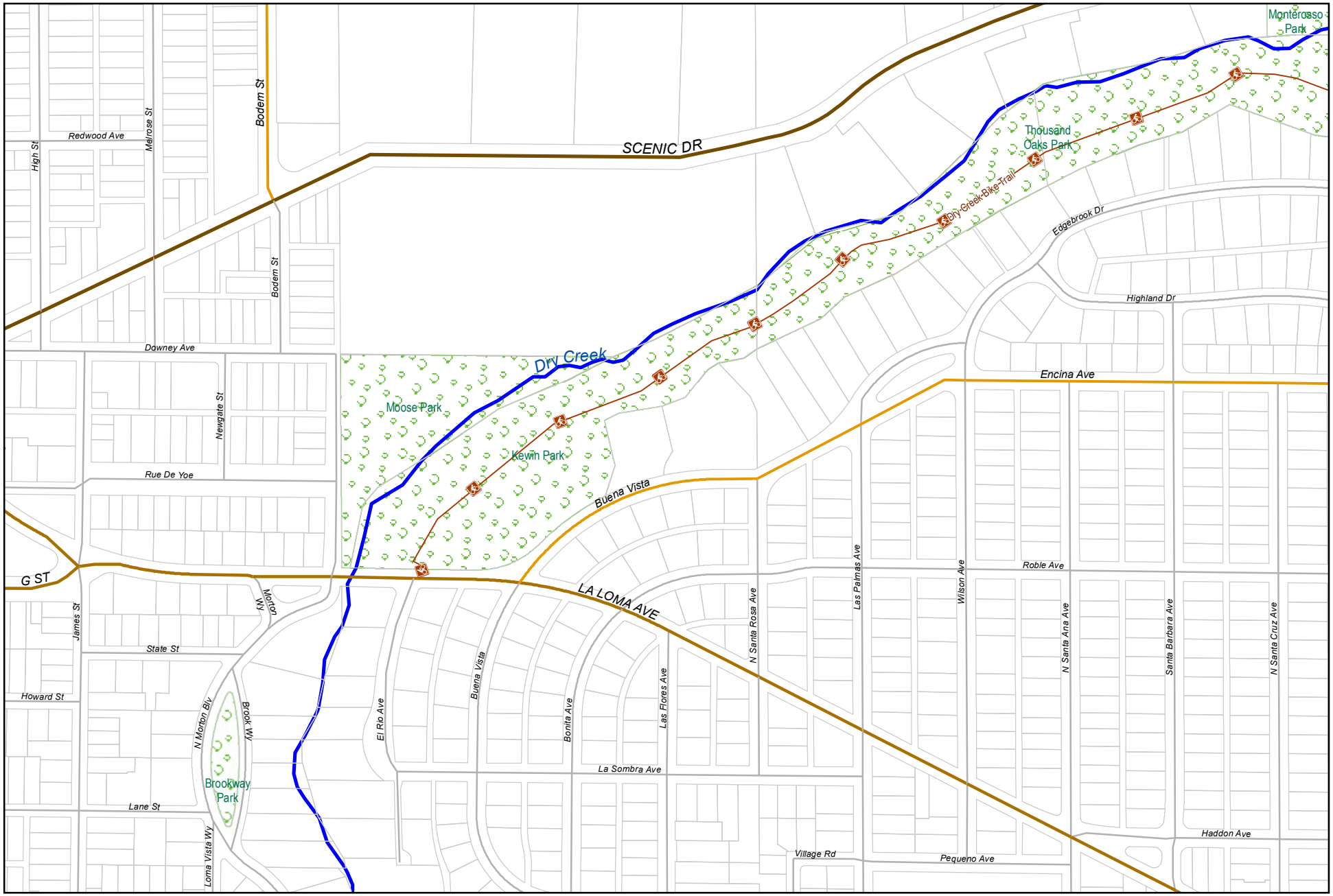

0 387.5 775
Feet

City of Modesto

Project #: 101210

UTL - Tank 5 Recoat & Repairs

MODESTO CALIFORNIA

UTL - Tank 5 Recoat & Repairs

101210

Capital Unsponsored

Cost Center:	UPP - Capital Projects-49999	*Category:*	Water	*Start Date:*	2019
Hosting Fund:	Water Fund - CIP Projects-4180	*Type Class:*	Water	*End Date:*	2022
Element Listing:	Comm Svcs & Fac	*Area:*	System Wide	*Status:*	New
Classification:	Replacement	*Manager:*	Davalos, Robert	*Const. Code:*	New or Future

Proj Desc: This project will provide funding for removal and replacement of the existing interior and exterior coating (epoxy liner) of Tank 5 in order to prevent corrosion of the steel water tank walls. Based on a 2018 inspection report, minor repairs will be required on the interior and exterior of the tank. Other repairs to the tank include the exterior ladder, manways, vents and inlets and should there be items that have been damaged due to corrosion, other minor repairs will be made.

Proj Stat: Project design to begin in FY 19/20. Construction to begin in FY 20/21.

Expenditures	Budget	Actual+Commit	Available	Prop. Inc./Dec. for 20-21	Budget+Prop. Inc./Dec.	Avail.+Prop. Inc./Dec.	21-22	22-23	23-24	24-25	Total Budgeted up to 2025
CA Construction Admin	130,000	0	130,000	0	130,000	130,000	0	0	0	0	130,000
CCF City Construct Force	25,000	0	25,000	0	25,000	25,000	0	0	0	0	25,000
CON Construction	1,300,000	0	1,300,000	0	1,300,000	1,300,000	0	0	0	0	1,300,000
CTGY-CIP Contingency - CIP	130,000	0	130,000	0	130,000	130,000	0	0	0	0	130,000
EDA Eng/Design/Admin	100,000	102	99,898	0	100,000	99,898	0	0	0	0	100,000
Expenditure Totals:	1,685,000	102	1,684,898	0	1,685,000	1,684,898	0	0	0	0	1,685,000

Fund Balance Required	Budget+Prop. Inc./Dec.	Available+Prop. Inc./Dec.
Water Fund - CIP Projects-4180	1,685,000	1,684,898

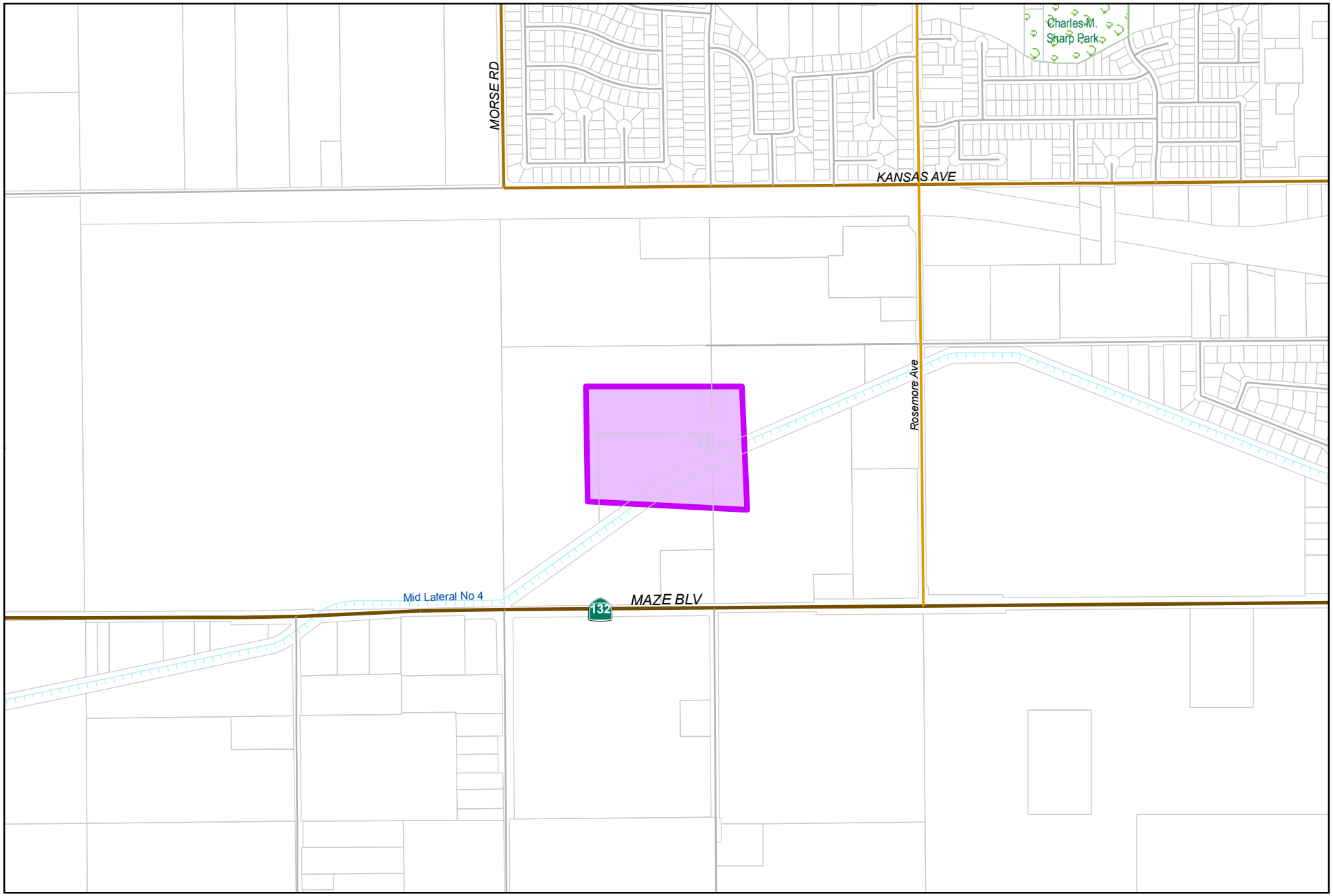

City of Modesto

Project #: 101211

UTL - Tank 12 Recoat & Repairs

0 750 1,500
Feet

Tank 12 Recoat & Repairs

101211

Capital Unsponsored

Cost Center:	UPP - Capital Projects-49999	*Category:*	Water	*Start Date:*	2019
Hosting Fund:	Water Fund - CIP Projects-4180	*Type Class:*	Water	*End Date:*	2022
Element Listing:	Comm Svcs & Fac	*Area:*	System Wide	*Status:*	New
Classification:	Replacement	*Manager:*	Davalos, Robert	*Const. Code:*	New or Future

Proj Desc: This project will provide funding for removal and replacement of the existing interior and exterior coating (epoxy liner) of Tank 12 in order to prevent corrosion of the steel water tank walls. Based on a 2018 inspection report, minor repairs will be required on the interior and exterior of the tank. Other repairs to the tanks include the exterior ladder, manways, vents, inlets and should there be items that have been damaged due to corrosion, other minor repairs will be made.

Proj Stat: Project design to begin in FY 19/20. Construction in FY 20/21.

Expenditures	Budget	Actual+Commit	Available	Prop. Inc./Dec. for 20-21	Budget+Prop. Inc./Dec.	Avail.+Prop. Inc./Dec.	21-22	22-23	23-24	24-25	Total Budgeted up to 2025
CA Construction Admin	324,500	0	324,500	0	324,500	324,500	0	0	0	0	324,500
CCF City Construct Force	25,000	0	25,000	0	25,000	25,000	0	0	0	0	25,000
CON Construction	3,245,000	0	3,245,000	0	3,245,000	3,245,000	0	0	0	0	3,245,000
CTGY-CIP Contingency - CIP	324,500	0	324,500	0	324,500	324,500	0	0	0	0	324,500
EDA Eng/Design/Admin	200,000	3,036	196,964	0	200,000	196,964	0	0	0	0	200,000
Expenditure Totals:	4,119,000	3,036	4,115,964	0	4,119,000	4,115,964	0	0	0	0	4,119,000

Fund Balance Required	Budget+Prop. Inc./Dec.	Available+Prop. Inc./Dec.
Water Fund - CIP Projects-4180	4,119,000	4,115,964

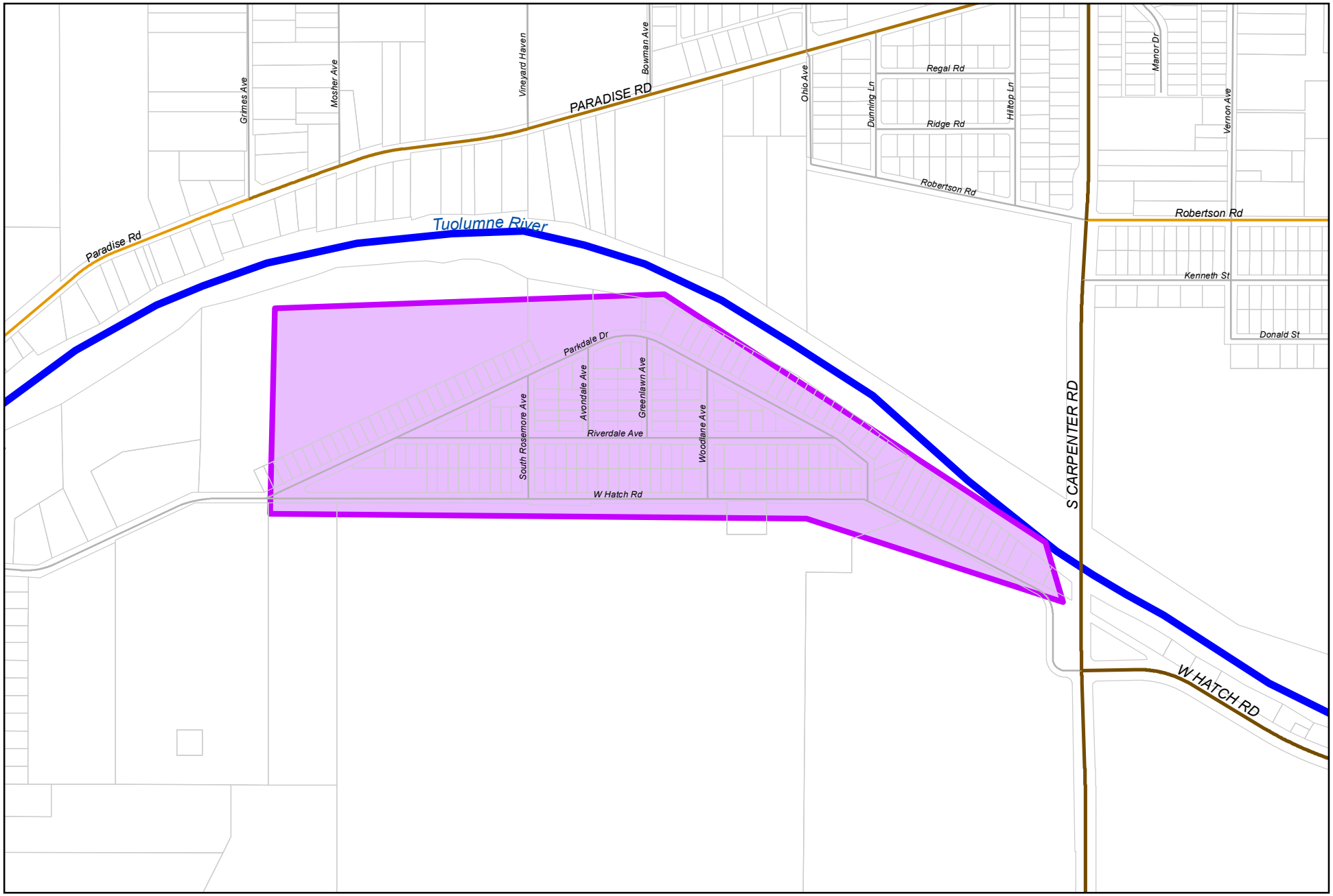

0 550 1,100
Feet

City of Modesto

Project #: 101212

UTL - Riverdale Park Water System

UTL - Riverdale Park Water System

101212

Capital Unsponsored

Cost Center:	UPP - Capital Projects-49999	*Category:*	Water	*Start Date:*	2019
Hosting Fund:	Water Fund - CIP Projects-4180	*Type Class:*	Water	*End Date:*	2022
Element Listing:	Comm Svcs & Fac	*Area:*	System Wide	*Status:*	New
Classification:	Replacement	*Manager:*	Davalos, Robert	*Const. Code:*	New or Future

Proj Desc: The project will seek grant funds for the Riverdale Park Tract Community to improve the water system. The Riverdale Park Tract Community consists of 178 developed parcels located on the south side of the Tuolumne River west of Carpenter Rd and north of W Hatch Rd. Staff is coordinating with Self Help Enterprises to work with the State of California for SRF Grant funding to pay for all necessary water system improvements. The Riverdale water system is an isolated system whose well has had Uranium contaminant concerns which have on occasion exceeded the maximum containment level (MCL).

City staff initiated a hydraulic modeling effort to identify the specific improvements that would be needed to serve Riverdale to meet the City's buildout expectation. Improvements include upsizing the existing water main in W Hatch Rd, west of Carpenter Rd to a 12", and all 4" and 6" mains within the Riverdale service area to an 8". Other water assets also would be brought up to City standards including residential services, valves and hydrants. The State is agreeing to provide SRF grant funding to pay for all the necessary water system improvements. The CIP will provide funding for staff to manage and coordinate with Self Help Enterprises, the design consultant and the State of California.

Proj Stat: Design to begin in FY 19/20 with CEQA and Grant Application to be completed in late Summer 2020. Construction to be led by the City of Modesto and is anticipated to begin in FY 21/22.

Expenditures	Budget	Actual+Commit	Available	Prop. Inc./Dec. for 20-21	Budget+Prop. Inc./Dec.	Avail.+Prop. Inc./Dec.	21-22	22-23	23-24	24-25	Total Budgeted up to 2025
CA Construction Admin	0	0	0	60,000	60,000	60,000	0	0	0	0	60,000
CCF City Construct Force	10,000	0	10,000	0	10,000	10,000	0	0	0	0	10,000
EDA Eng/Design/Admin	100,000	837	99,163	0	100,000	99,163	0	0	0	0	100,000
Expenditure Totals:	110,000	837	109,163	60,000	170,000	169,163	0	0	0	0	170,000

Fund Balance Required	Budget+Prop. Inc./Dec.	Available+Prop. Inc./Dec.
Water Fund - CIP Projects-4180	170,000	169,163

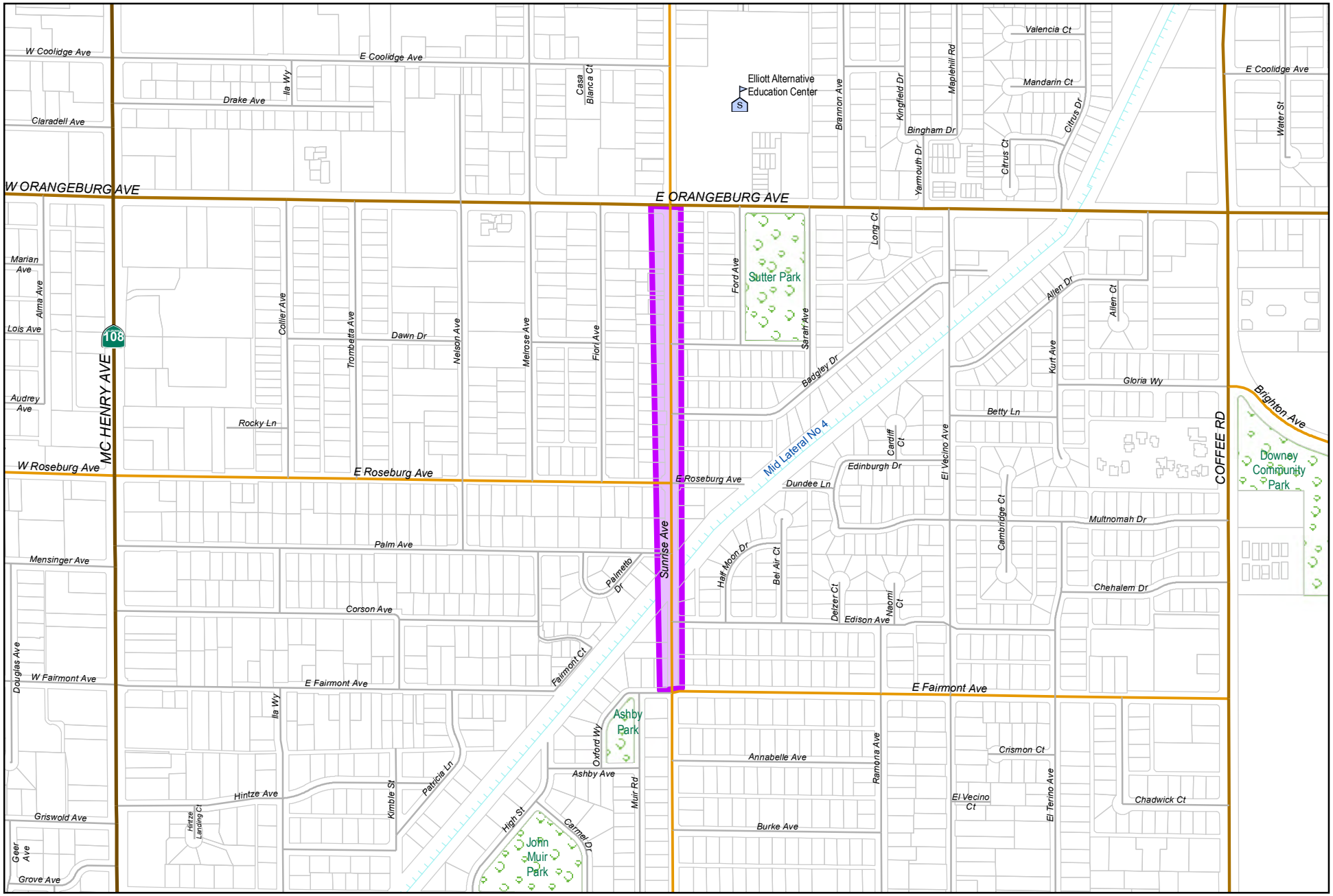

0 550 1,100
Feet

City of Modesto

Project #: 101213

UTL - Sunrise Water Mains

MODESTO CALIFORNIA

UTL - Sunrise Water Mains

101213

Capital Unsponsored

Cost Center:	UPP - Capital Projects-49999	*Category:*	Water	*Start Date:*	2019
Hosting Fund:	Water Fund - CIP Projects-4180	*Type Class:*	Water	*End Date:*	2022
Element Listing:	Comm Svcs & Fac	*Area:*	System Wide	*Status:*	New
Classification:	Replacement	*Manager:*	Davalos, Robert	*Const. Code:*	New or Future

Proj Desc: The project will rehabilitate the water main on Sunrise Ave from Fairmont Ave to E Orangeburg Ave. The water main on Sunrise is old steel and undersized which is prone to leaks and low pressure. The project will replace the existing system with City Standard water mains, valves and hydrants to improve system reliability, flows and pressure.

Proj Stat: Project design to begin in FY 19/20 with construction anticipated in FY 20/21.

Expenditures	Budget	Actual+Commit	Available	Prop. Inc./Dec. for 20-21	Budget+Prop. Inc./Dec.	Avail.+Prop. Inc./Dec.	21-22	22-23	23-24	24-25	Total Budgeted up to 2025
CA Construction Admin	85,000	0	85,000	0	85,000	85,000	0	0	0	0	85,000
CCF City Construct Force	50,000	0	50,000	0	50,000	50,000	0	0	0	0	50,000
CON Construction	850,000	0	850,000	0	850,000	850,000	0	0	0	0	850,000
CTGY-CIP Contingency - CIP	85,000	0	85,000	0	85,000	85,000	0	0	0	0	85,000
EDA Eng/Design/Admin	85,000	153	84,847	0	85,000	84,847	0	0	0	0	85,000
Expenditure Totals:	1,155,000	153	1,154,847	0	1,155,000	1,154,847	0	0	0	0	1,155,000

Fund Balance Required	Budget+Prop. Inc./Dec.	Available+Prop. Inc./Dec.
Water Fund - CIP Projects-4180	1,155,000	1,154,847