

Table of Contents

Introduction

CIP Document Structure and Approval Process 1

Sample of a Detail Project Page 4

CIP Glossary of Terms 5

Policy 7

Task Force 11

Airport 17

Fleet 25

Information Technology 29

Miscellaneous 35

Parks 49

Public Safety 85

Storm Drainage 107

Transportation 121

Transit 241

Wastewater 267

Water 387

THIS PAGE LEFT BLANK
INTENTIONALLY

Capital Improvement Program Document Structure and Approval Process

CIP Comprehensive Document

The Capital Improvement Program document presents the ten-year capital program for the city. This document includes detailed project information broken out by the major infrastructure categories shown below. In addition, a narrative that gives an overview of the projects, project highlights, major accomplishments, policy issues and unmet needs has been provided by the department overseeing these projects.

- Airport
- Fleet
- Information Technology
- Miscellaneous
- Parking
- Parks Systems
- Public Safety
- Storm Drainage
- Traffic Circulation
- Transit
- Wastewater
- Water

The Detail Page for each project reflects the following information:

- CIP Number
- Fund and Cost Center
- Element {Community Growth, Community Development, Housing, Community Services & Facilities, Public Safety or Environmental Resources & Open Spaces}
- Manager Responsible for Project
- Year project started and Year project is expected to be completed
- Project Status {New, Future, Active}
- All Expenditure accounts with current and future budget amounts
- All Revenue sources with current and future budgets amounts
- Any Transfers from other City of Modesto funds
- Any Fund Balance requirements in order to supplement the cost of the project

This year the reader will find a spreadsheet included in the inside flap of the CIP binder that provides a summary of all projects that are included in the proposed CIP budget. The spreadsheet also serves as an Index to the detail page categories and CIP numbers.

Capital Improvement Program Document Structure and Approval Process

Annual Capital Improvement Program (CIP)

The process of developing the CIP normally proceeds in parallel with the operating budget.

1. Existing Project Review: Existing projects are reviewed by department staff, with the assistance of the Finance department, to identify any projects which should be closed – either because they are complete, or because they have been inactive for an extended period of time.
2. Resource Estimation: The Finance department, in coordination with other departments, develops estimates of the City resources available for spending on capital improvements and other projects.
3. Project & Funding Source Identification: Departments identify projects to be included in the CIP document. The goal is to include both current projects and any future projects, which should commence within the ten-year timeframe of the CIP plan. Departments also identify likely project-specific funding sources (primarily State and Federal grant funds). Other resources – such as City revenues or borrowing – are identified to cover the remaining costs of projects, as far as possible.
4. CIP Balancing: The Finance department compiles project-level information prepared by departments and determines whether any City funding sources are “over-committed” – i.e. whether the amount earmarked for projects total more than the available revenues. If so, departments are asked to select projects to defer until future years in which resources may become available.
5. CIP Task Force: In 2008, a CIP Task Force was created to look at the overall needs of the City and to prioritize projects (more information of the Task Force can be located in the tab “Task Force”). All scores determined by the task force have been added to the detail pages as well as the spreadsheet view of projects. Due to decreased activity and funding over the last year, the Task Force maintained the Ranked Project list from FY 13-14.
6. Planning Commission/Effective Government Committee Presentation: Once the CIP program is balanced and ranked by the Task Force, it is presented to the joint session of the Planning Commission and the Effective Government Committee, which determines whether the CIP is consistent with the City’s comprehensive land use plan and financial reasonableness. Once this finding has been made, the document is forwarded to the City

Capital Improvement Program Document Structure and Approval Process

Council for adoption.

7. City Council Action: Normally, City Council action on the CIP occurs at the same time as its action on the operating budget. The CIP is forwarded to the full Council for a public hearing and adoption.

UPP - Del Rio Water Tank (100471)

100473

Capital Un-sponsored

Description

Cost Center: 49999
 Hosting Fund: Water Fund - CIP Projects-4180
 Element Listing: Comm Svcs & Fac
 Classification: Improvements

Category: Water
 Type Class: Water
 Area: System Wide
 Manager: Davalos, Robert

Start Date: 2008
 End Date: 2020
 Status: Active
 Const. Code: Not Awarded

**Active, New
Or Future**

Proj Desc: This project will provide funding to build a 0.25 million gallon water storage tank in the Del Rio water service area. In addition to the tank, plans include a 2.45 million gallon per day booster pump station, 1,000 gpm well pump and emergency generator.

It is intended to complete this project as quickly as possible due to the terms of the City's settlement agreement with the Del Rio Community Association.

Status

Proj Stat: Property has been acquired & 35% Preliminary Design Report complete. Final design is 90% complete with construction anticipated to begin in FY 18-19

Expenditures	Budget	Actual+Commit	Available	Prop. Inc./Dec. for 18-19	Budget+Prop. Inc./Dec.	Avail.+Prop. Inc./Dec.	19-20	20-21	21-22	22-23	Total Budgeted up to 2023
CA Construction Admin	600,400	391	600,009	600,000	1,200,400	1,200,009	0	0	0	0	1,200,400
CON Construction	4,149,999	0	4,149,999	3,250,000	7,399,999	7,399,999	0	0	0	0	7,399,999
CTGY Contingency- CIP	350,000	0	350,000	240,000	600,000	600,000	0	0	0	0	600,000
EDA Eng/Design/Admin	1,188,211	1,085,881	100,350	300,000	1,488,211	400,350	0	0	0	0	1,488,211
ENV Environmental	332,238	306,577	25,661	0	332,238	25,661	0	0	0	0	332,238
LA Land Acquisition	311,116	311,115	1	0	311,116	1	0	0	0	0	311,116
Expenditure Totals:	6,939,954	1,703,945	5,236,019	4,390,000	11,329,954	9,626,019	0	0	0	0	11,329,954
Fund Balance Required					Budget+Prop. Inc./Dec.	Available+Prop. Inc./Dec.					
Water Fund - CIP Projects-4180					11,329,954	9,626,019					

**Current
Budget**

**Proposed
Additions
to Budget**

Project Detail Sample

CIP Glossary of Terms

Appropriation - An authorization granted by a legislative body to make expenditures and incur obligations for a specific purpose. An appropriation is usually limited in amount and as to time when it may be expended. Operational appropriations usually expire at fiscal year end, and Capital appropriations are multi-year.

Capital Facilities Fees – An impact fee charged on development projects to pay for the infrastructure needed to support growth. The fees are collected on new building permits to be used for, but are not limited to, police and fire facility expansion, streets, public transit and air quality improvements.

Capital Improvement - A permanent addition to the City’s assets, including the design, construction, or purchase of land, buildings, or facilities, or major renovations.

Capital Improvement Program Budget - A financial plan of proposed capital improvement projects with single and multiple-year capital expenditures. These include the construction of new streets, sewer lines, fire stations, development of a new park, or a significant study with long-term benefits to the Community. The Capital Program plan is a ten-year plan, which is updated annually. This program is often referred to as the “CIP”.

Capital Outlay - A budget category which includes all equipment having a unit cost of more than \$5,000 and an estimated useful life of over one year. Non-CIP capital outlay is budgeted in the City’s operating budget.

Capital Fund – A governmental accounting fund in which the services provided are financed and operated similarly to those of a private business. The rate schedules for these services are established to insure that revenues are adequate to meet all necessary expenditures. Enterprise funds are established for services such as water and sewer, parking facilities, transit systems, airport, and golf courses.

Community Facilities Districts – Special Taxes collected for the construction of public improvements.

Enterprise Fund - A governmental accounting fund in which the services provided are financed and operated similarly to those of a private business. The rate schedules for these services are established to insure that revenues are adequate to meet all necessary expenditures. Enterprise funds are established for services such as water and sewer, parking facilities, transit systems, airport, and golf courses.

CIP Glossary of Terms

Fixed Assets - Assets of a long-term character such as land, building, machinery, furniture, and other equipment with a value greater than \$5,000 and a useful life longer than one year.

Fund - An independent fiscal and accounting entity with a self-balancing set of accounts recording cash and/or other resources together with all related liabilities, obligations, reserves, and equities which are segregated for the purpose of carrying on specific activities or attaining certain objectives in accordance with special regulations, restrictions, or limitations

Grant - Contributions of cash or other assets from another governmental entity to be used or expended for a specific purpose, activity, or facility. An example is the Community Development Block Grant given by the Federal Government.

Hosted Project - A project whose direct expenditures are budgeted in a particular fund is said to be “hosted” by that fund. A project may “cause” expenditures in funds other than the host fund. For example, transfers from another fund into the hosting fund. For each fund, CIP-related expenditures may be categorized as either (a) costs of hosted projects or (b) transfers out to pay for projects in other funds.

Interfund Transfers - Amounts transferred from one fund to another.

Internal Service Fund - Funds used to account for the financing of goods or services provided by one department to another department on a cost reimbursement basis, for example; the Fleet Management Fund, which maintains the City’s equipment pool; or the Central Services Fund, which provides office supplies and various materials for maintenance and construction.

Operating Budget - The portion of the budget pertaining to the daily operations that provides basic governmental services. The operating budget contains appropriations for such expenditures as personnel, supplies, utilities, materials, travel and fuel.

Project-Specific Resources – Revenues such as grants, which are available exclusively for specific projects and whose receipt is contingent on the project going forward.

Revenue - Funds that the government receives as income. It includes such items as taxes, fees, permits, licenses, grants and interest.

Special Revenue Fund - A fund in which revenue is collected and is restricted by the City, State or Federal Government as to how the city might spend its resources.

CAPITAL IMPROVEMENT PROGRAM POLICY

Policies and Procedures Related to the City of Modesto's Capital Improvement Program (CIP)

Purpose

The 10-year Capital Improvement Program (CIP) strives to reflect the goals and policies established by the General Plan by systematically planning, scheduling, managing, monitoring and financing capital projects to ensure cost-effectiveness and conformity with established policies and adopted Specific Plans. The CIP guides the funding and construction of all public improvements constructed by the City, including roads, wastewater treatment facilities and lines, water lines, and parks. The CIP reflects a balance between capital replacement projects that repair, replace or enhance existing facilities, equipment or infrastructure and capital facility projects that significantly expand or add to the City's existing fixed assets. Attention should be given to utilize available resources and grants in a manner that legitimately maximizes the city's capacity to complete the capital improvements described above.

I. Budgeting Process

A. Budgeting Process – Generally

Section 65401 of the Government Code and Section 10-1.102 of the Modesto Municipal Code, requires the Planning Commission to review all new capital projects to determine if they conform with the City's adopted Modesto Urban Area General Plan. Existing CIP's will be reviewed quarterly by the CIP Task Force. This review will utilize not only financial information to identify project progress and completion timelines, but also project status updates from Project Managers. This will be integrated into the budget proforma review process. The CIP budget will be organized into the same functional groupings used for the operating programs.

Based on the recommendation from the CIP Task Force, the City of Modesto Planning Commission will review for General Plan conformity and will forward a final recommendation to the City Council. The City Council will then review the final CIP recommendation and approve the funding of new projects and the re-appropriation of funds for existing projects as part of the annual CIP budget cycle.

CAPITAL IMPROVEMENT PROGRAM POLICY

B. Budgeting Policies

1. Project costs are appropriated only when the required revenues are available.
2. For projects financed with grant monies, the grant award must be accepted by the City Council. (Note: a copy of the final grant award must be provided to the Finance Department.)
3. For projects financed with debt, it can be considered for inclusion in the CIP, but the appropriation will not be released until the financing has been completed.
4. Budget actions involving any Federal, State, or grant funded CIP's are restrained by the conditions of the funding award.
5. Project costs will be included in the CIP in phases, i.e. projects that are not bid-ready will reflect appropriations only through the design phase.
6. Appropriations needed for the construction phase are based on the bid awarded at the time the appropriation(s) for construction, contingency and construction management costs are requested.
7. Projects to be closed will be identified by the Project Managers and submitted by the appropriate Department Director through the Finance Director to the City Manager for closure. The City Manager has the final authority to close the projects using the CIP Closure Form. The reasons for closing a project may include Project Completion, delays due to unanticipated costs or events and change in City Council direction.
8. All new CIP's must be submitted to the CIP Task Force for consideration and reviewed before they are presented to the City Council for appropriation approval.

CAPITAL IMPROVEMENT PROGRAM POLICY

C. Requirements to Qualify as a CIP

1. A "Project" description and cost estimate should include all phases, from environmental assessment and right-of-way acquisition through construction, regardless of whether or not all funding will be available within the current fiscal year budgeting cycle.
2. Typically, the cost of a Project should be \$100,000 or greater over the life of the Project. Also, a CIP will have a useful life of five or more years. Exceptions to this threshold may be approved by the CIP Task Force.
3. Project revenues and expenditures must be clearly identified and balanced.
4. Projects must have identifiable timelines that include periodic milestones.
5. While (1) maintenance costs to increase the life of the City's infrastructure, (2) replacement costs for infrastructure and (3) set-aside reserve amounts to create future funding for a project are not considered a "Project"; they are included in the CIP budget. Examples include pavement maintenance, water system downstream improvements and accumulation of funds for the Pelandale-99 interchange.
6. Certain purchases and installation of fixed assets may also be included in the CIP budget plan.
7. Every capital project will have a Project Manager who will prepare the project proposal, ensure that required phases are completed on schedule, authorize all project expenditures, ensure that all regulations and laws are observed, and periodically report project status to the CIP Task Force. The Project Manager ensures that projects comply with the requirements imposed by the guidelines controlling the various revenue sources that are used to finance capital project costs. The Project Manager shall also coordinate project accounting with the Finance Department.

CAPITAL IMPROVEMENT PROGRAM POLICY

D. Primary-Secondary Project Relationships

The City Council previously approved grouping similar projects together in a “primary-secondary” relationship. An example would be replacement of upgrade of traffic signals at different intersection throughout the City. “Traffic Signals” would be the primary” project and individual “secondary” projects would then be identified when either construction or construction design on each specific intersection begins. The primary project description must include a description of each of the secondary projects related to it. The primary project was designed to serve as the budgetary control device for both the primary and secondary components. This approach was designed to allow for greater flexibility and efficiency when programming multiple projects of the same type.

With the creation and empowerment of the CIP Task Force, the primary-secondary project budgeting relationship creates difficulty for the CIP Task Force in reviewing and ranking projects. The stand-alone budgeting method has proven more effective and it allows the CIP Task Force to review and rank a specific “project” rather than being tasked to review and rank a primary account that may contain several secondary projects.

For all capital projects, existing primary-secondary budgeting relationships are being converted to stand-alone projects. All new CIP's should be budgeted using the stand-alone budgeting method.

E. Project Status Reports

Project milestones will be listed as objectives in the CIP program narratives to facilitate project tracking. Status reports for all CIP's should be provided to the CIP Task Force on a quarterly basis and then referred to the City Council for informational purposes. The format and content of the report will be coordinated between the CIP Task Force Administrator and the Finance Department.

Capital Improvement Program Task Force

The General Plan calls for the creation of an organization-wide method for identifying and ranking CIP's for proposed inclusion in the annual CIP and to guide the City's applications for regional, state, federal, or other funds. Initiated in fiscal year 2008-2009, the Capital Improvement Program Task Force (CIP Task Force) was fully implemented during the fiscal year 2009-2010 CIP process. This new approach incorporates a CIP Task Force that is broader in scope and purpose and includes interdepartmental representation. Additional opportunity for the City Council and the community to participate in the CIP process promotes its importance and relevance to daily life.

Each CIP Task Force member participates in the evaluation and prioritization of projects and each member has equal voting weight. The process is designed to promote open dialogue and consensus building. Preapproved evaluation criteria and protocol guide the CIP Task Force through the prioritization process.

The General Plan outlines the following criteria by which the organization-wide method for identifying and ranking capital improvement projects should be structured:

1. Establish an objective rating system that includes criteria that are appropriate for each facility type (bridges, roadways, traffic signals, pedestrian, drainage, water, sewer, parks, libraries, fire, police, etc.).
2. Ensure projects conform to community plans and Infrastructure Financing Plans (IFP) and incorporate community-level priorities identified in each of the plans in the ranking process.
3. Develop broad-based regional financing options for regional-serving capital projects.
4. Assign "high priority" preference to projects located within existing and potential Specific Plan Areas that are also located within communities not meeting General Plan-identified public facilities guidelines or acceptable levels of service for the type of facility or service being considered.

This is followed by preference to projects in areas generally located outside existing and potential Specific Plan Area locations, as previously described, in areas that are not meeting public facilities

guidelines or acceptable levels of service as identified in the General Plan for the type of facility or service being considered.

5. Include in the ranking process preference for funding of new or expanded public facilities and services which can address needs in multiple areas.
6. Coordinate with other public, private, and not-for-profit entities to include areas with existing needs as a major criterion for allocating resources for new or expanded infrastructure, facilities, or amenities.

A. Objectives:

1. Develop a credible process for identifying top priority projects.
2. Use a coordinated approach to linking CIP projects with other planning efforts and community goals.
3. Engage staff, elected officials and citizens in the process of developing and administering the CIP to garner greater community support and attention.

B. Membership:

The CIP Task Force Membership consists of one City Councilmember, one Planning Commission member, one member of the public at large, one StanCOG Citizen Advisory Member, one member from the Manufacturer's Council, the Chairperson of the Land Use & Transportation Committee of the Modesto Chamber of Commerce and key City personnel.

C. Evaluation Criteria

Seven evaluation criteria have been developed for project evaluation. Every project is evaluated against all seven criteria and assigned points on a scale of -5 to +5. This ensures the most objective process possible and leads to consistent decision making.

1. Public Health, Safety and Other Mandates

- Does the project improve or specifically address a health, safety or other regulatory mandate in the community?
- Does the project specifically address a legal requirement or abate a potential health or safety crisis?

2. Supports Stated Community Goals and Policies

- Does the project help implement policies in the General Plan, Strategic Plan, or other adopted plan?
- Is the project a part of or consistent with an articulated, acceptable mid, short or long-range program or departmental strategic plan?
- Does the request implement some or all of the recommendations of a previous study?
- Has the project been specifically identified by the public in previous community forums, surveys, etc.?
- Has the project consistently been included in previous capital improvement programs?

3. Capital Fiscal Impact

- Does the project have a positive impact on the General Fund budget?
- Does the project bring in additional outside funds or grants in some proportion?
- Is the project realistic from a financial standpoint? (Consider direct costs, as well as ongoing and additional costs such as those to provide temporary services during implementation of the project.)
- Are funds already dedicated or available for the project?
- Will funding the project now result in a significant savings or economies of scale?

4. Promotes Economic Development

- Does the project facilitate a job producing development?
- Does the project facilitate development that will provide positive revenue enhancement to the City?
- Does the project help prevent revenue leakage?

5. Operation and Maintenance Fiscal Impact

- Does the project have a positive impact on the City's Operating and Maintenance (O&M) budget?
- Is the project an efficiency improvement project?
- Is the project a low-maintenance project?
- Does the City have the ability (staff, funds, etc.) to support the project in O&M?

6. Impact on Service Levels

- Does the project bring the service up to a desired level?
- Does the project improve service levels?

7. Relationship to Other Projects/Coordination

- Does the project coordinate well with other projects underway?
- Can the project be effectively coordinated with other projects (for instance, water and/or sewer line repairs done in conjunction with road work?)
- Will all prerequisite projects be complete before this project is scheduled?
- Is the project timely or does it provide a critical window of opportunity?
- Is the project planned to create minimal disruption or inconvenience to the public?
- Is the project the best use of funding for the fund category (as ranked by sponsoring department)?

D. Criteria Weights

The CIP Task Force determined that certain criteria are worthy of greater emphasis. In the evaluation process, this is accomplished by creating "weighting points" that are assigned to each of the seven criteria. These weighting points are automatically calculated as the CIP Task Force scores each project.

Criteria	Weighting Points
Public Health and Safety Mandates	95
Community Goals	85
Promotes Economic Development	85
Capital Fiscal Impact	75
Operation and Maintenance Fiscal Impact	75
Impact on Service Levels	65
Relationship to Other Projects/Coordination	65

E. Final Project Scoring

Projects should first be grouped into categories based on their project location. Using the evaluation criteria and weights above, the CIP Task Force will score each project. Some of the projects may not be scored by the Task Force because they are under a legal or regulatory mandate to be completed. Because the City is already obligated to complete these projects expeditiously, scoring them would serve no purpose.

The CIP Task Force will review and prioritize all existing capital projects to assure consistency with the City's General Plan and the City's vision statement. A recommendation will then be made to the Planning Commission.

THIS PAGE LEFT BLANK
INTENTIONALLY

AIRPORT

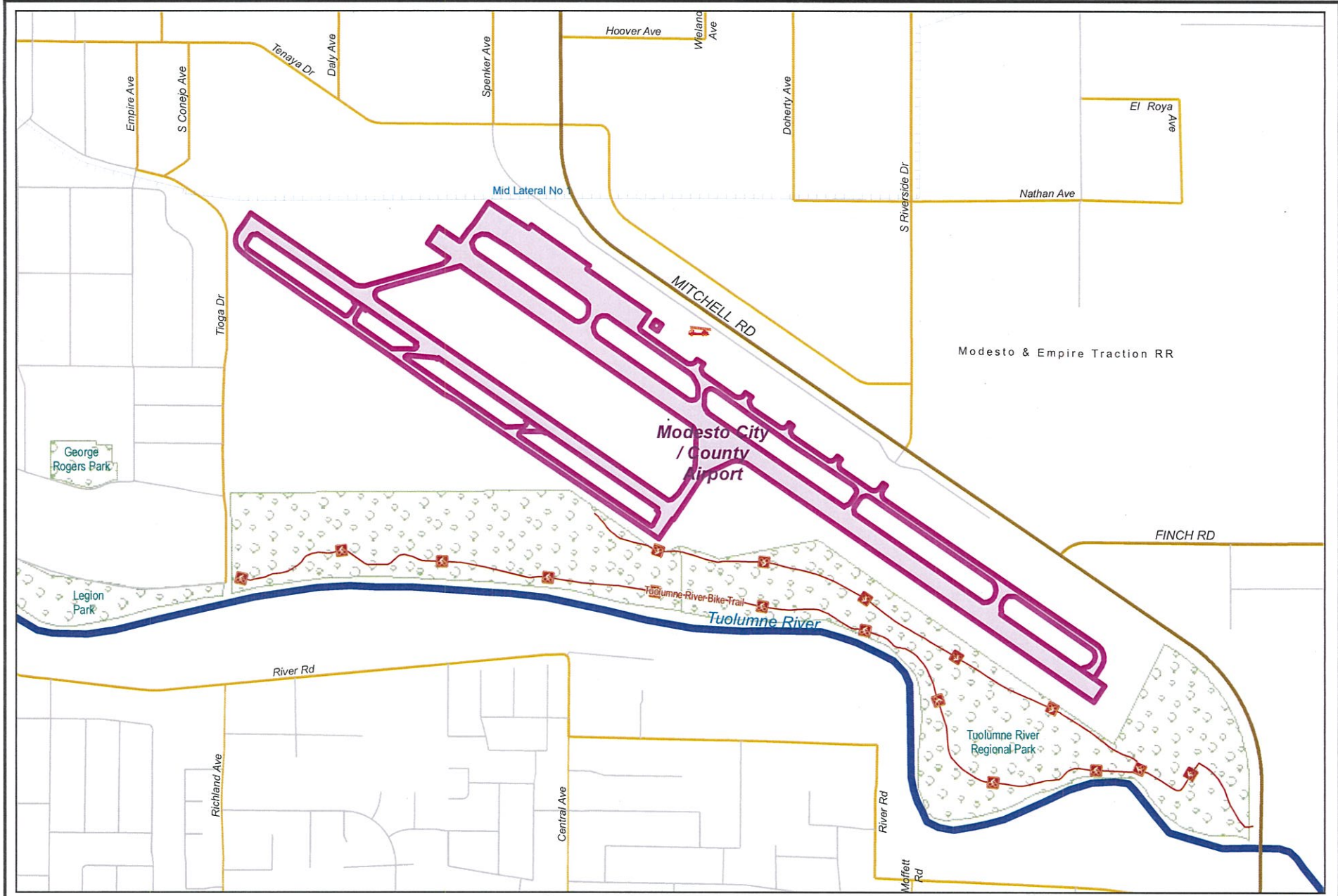
SYSTEM OVERVIEW

The Modesto City-County Airport facilities support general aviation services, including recreational flying, medical and law enforcement, a flight school, corporate and business aviation, cargo transport, military operations, and car rental agencies. The airport is also home to air museums displaying vintage aircraft. The Air Traffic Control Tower reported over 43,000 aircraft operations during 2017.



Modesto City-County Airport (MOD), located immediately north of the Tuolumne River and west of Mitchell Road, consists of 450 acres of government owned property. Measuring 5,911 feet in length, runway 10L/28R is the Airport's main runway and is able to accommodate 76 seat regional jets like the Bombardier CRJ-900, Embraer E175, and the Mitsubishi MRJ70 size of aircraft. An instrument landing system allows most aircraft to continue operations even during poor weather. Runway 10R/28L, parallel to the main runway, is a 3,451 foot long general aviation runway. More than 300 acres of Airport property are used in direct support of aircraft and passenger services. The remaining 150 acres include the Airport Operations Area and the Tuolumne River Regional Park on the South side of the airport.

The Airport currently has 17 businesses and organizations based on the airfield. On-airport companies provide approximately 65 jobs to local residents, with an annual payroll approaching \$3 million dollars.



City of Modesto

Project #: 100905

PW - Runway Rehab/West Apron CON (AIP 039)



City of Modesto: 2018-23 Capital Improvement Program

PW - Runway Rehab/West Apron CON (AIP 039)

100905

Capital Un-sponsored

Cost Center: 59999 *Category:* Airport *Start Date:* 2015
Hosting Fund: Special Aviation Fund-4320 *Type Class:* Airport Improvements *End Date:* 2018
Element Listing: Comm Svcs & Fac *Area:* Within City *Status:* Active
Classification: Improvements *Manager:* Germanowski, Mark A *Const. Code:* New or Future

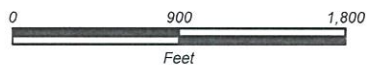
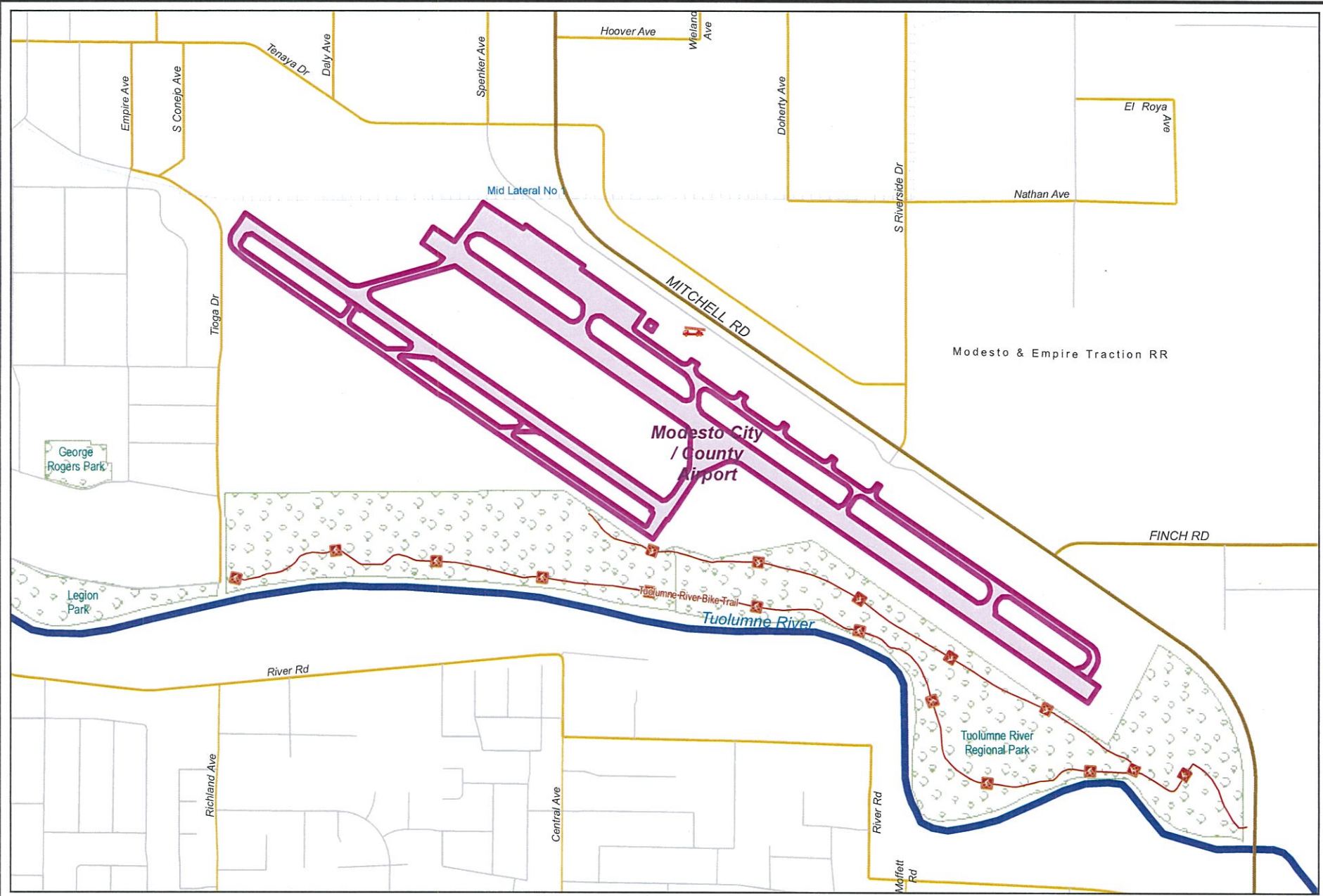
Proj Desc: The Runway Rehabilitation Project involves replacing existing aggregate base shoulder with asphalt pavement, and pavement repair to remediate failing surface pavement of the West Apron.

Proj Stat: Project is complete and project/FAA grant closeout is estimated to be complete by June 2018.

Revenues	Budget	Actuals+Commit	Available	Prop. Inc./Dec. for 18-19	Bud + Prop. Incr/Decr	Avail.+ Prop. Incr/Decr	19-20	20-21	21-22	22-23	Total Budgeted up to 2023
42010 Intergov - Federal - Federal Aviation Administration	2,834,601	2,667,276	167,325	0	2,834,601	167,325	0	0	0	0	2,834,601
43883 CS - PW - Passenger Facility Charge	78,551	78,551	0	0	78,551	0	0	0	0	0	78,551
64330 Transfer In from Fund 4330	213,477	196,238	17,239	0	213,477	17,239	0	0	0	0	213,477
Revenue Totals:	3,126,629	2,942,065	184,564	0	3,126,629	184,564	0	0	0	0	3,126,629

Expenditures	Budget	Actual+Commit	Available	Prop. Inc./Dec. for 18-19	Budget+Prop. Inc./Dec.	Avail.+Prop. Inc./Dec.	19-20	20-21	21-22	22-23	Total Budgeted up to 2023
CA Construction Admin	263,420	262,142	1,278	0	263,420	1,278	0	0	0	0	263,420
CON Construction	2,833,456	2,833,456	0	0	2,833,456	0	0	0	0	0	2,833,456
EDA Eng/Design/Admin	29,753	72	29,681	0	29,753	29,681	0	0	0	0	29,753
Expenditure Totals:	3,126,629	3,095,669	30,960	0	3,126,629	30,960	0	0	0	0	3,126,629

Fund Balance Required	Budget+Prop. Inc./Dec.	Available+Prop. Inc./Dec.
Special Aviation Fund-4320	0	-153,604



City of Modesto

Project #: 100985

PW - Hangar 1s Roof Replacement - Aircraft Tax Fund



City of Modesto: 2018-23 Capital Improvement Program

PW - Hangar 1s Roof Replacement - Aircraft Tax Fund

100985

Capital Un-sponsored

Cost Center: 59999 *Category:* Airport *Start Date:* 2016
Hosting Fund: Special Aviation Fund-4320 *Type Class:* Airport Improvements *End Date:* 2018
Element Listing: Comm Svcs & Fac *Area:* Within City *Status:* New
Classification: Replacement *Manager:* Germanowski, Mark A *Const. Code:* Not Awarded

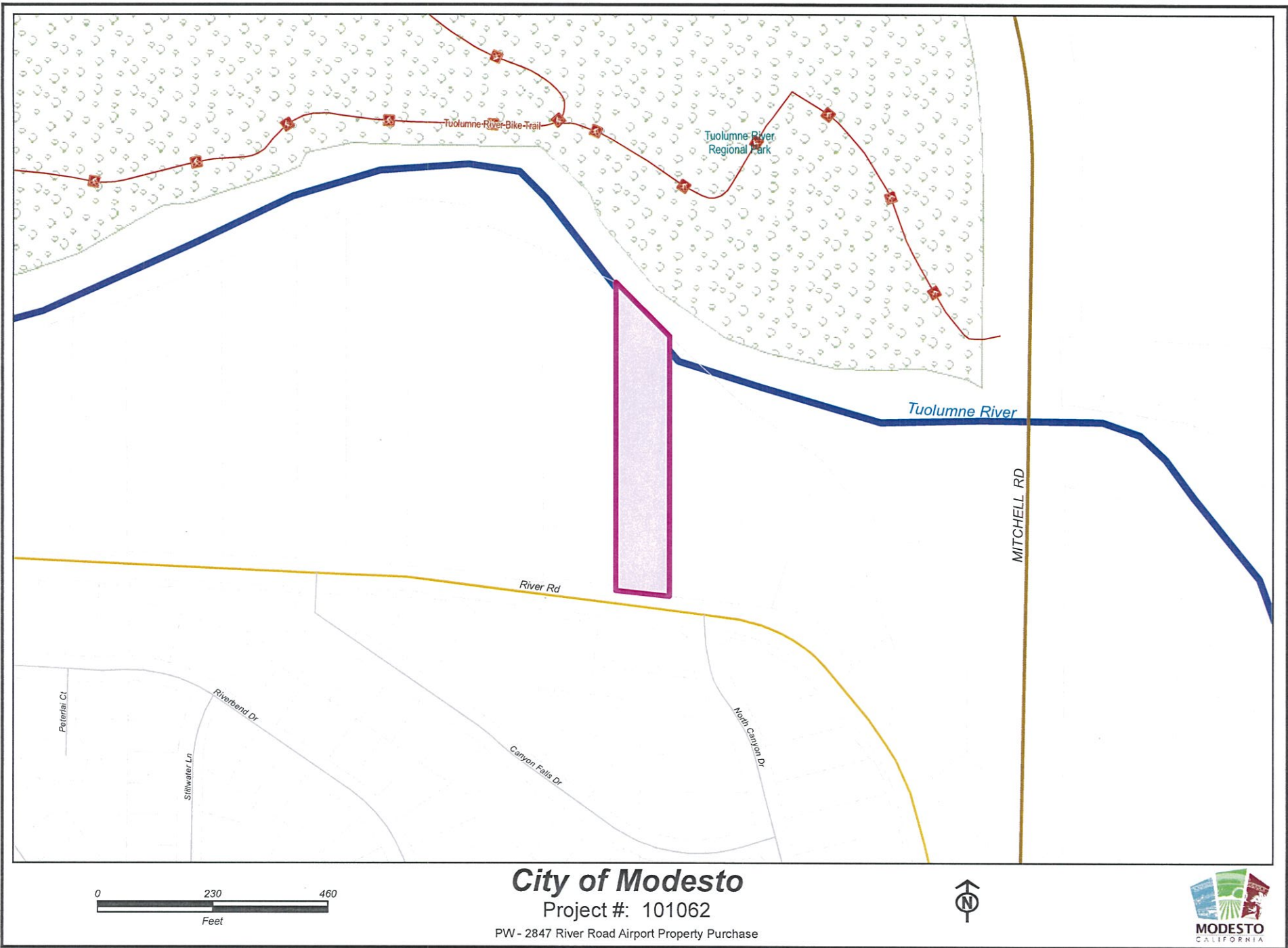
Proj Desc: This hangar roof was approximately 25 years old and failing. The roof was replaced and the clearstory was redesigned and rehabilitated.

Proj Stat: Substantial completion occurred in December 2017. Punchlist items remain with the project being overseen by City Engineering Dept. Estimated project closeout in March 2018.

Revenues	Budget	Actuals+Commit	Available	Prop. Inc./Dec. for 18-19	Bud + Prop. Incr/Decr	Avail.+ Prop. Incr/Decr	19-20	20-21	21-22	22-23	Total Budgeted up to 2023
64330 Transfer In from Fund 4330	454,955	0	454,955	0	454,955	454,955	0	0	0	0	454,955
Revenue Totals:	454,955	0	454,955	0	454,955	454,955	0	0	0	0	454,955

Expenditures	Budget	Actual+Commit	Available	Prop. Inc./Dec. for 18-19	Budget+Prop. Inc./Dec.	Avail.+Prop. Inc./Dec.	19-20	20-21	21-22	22-23	Total Budgeted up to 2023
CA Construction Admin	35,363	11,633	23,730	0	35,363	23,730	0	0	0	0	35,363
CON Construction	353,631	353,631	0	0	353,631	0	0	0	0	0	353,631
CTGY-CIP Contingency - CIP	35,363	0	35,363	0	35,363	35,363	0	0	0	0	35,363
EDA Eng/Design/Admin	30,598	15,141	15,457	0	30,598	15,457	0	0	0	0	30,598
Expenditure Totals:	454,955	380,405	74,550	0	454,955	74,550	0	0	0	0	454,955

Fund Balance Required	Budget+Prop. Inc./Dec.	Available+Prop. Inc./Dec.
Special Aviation Fund-4320	0	-380,405



City of Modesto

Project #: 101062

PW - 2847 River Road Airport Property Purchase



City of Modesto: 2018-23 Capital Improvement Program

PW - 2847 River Road Airport Property Purchase

101062

Capital Un-sponsored

<i>Cost Center:</i> 59999	<i>Category:</i> Airport	<i>Start Date:</i> 2017
<i>Hosting Fund:</i> Special Aviation Fund-4320	<i>Type Class:</i> Infrastructure Preservation	<i>End Date:</i>
<i>Element Listing:</i> Public Safety	<i>Area:</i> Within City	<i>Status:</i> Active
<i>Classification:</i> Improvements	<i>Manager:</i> Germanowski, Mark A	<i>Const. Code:</i> New or Future

Proj Desc: The location of the property in relation to runway 10L/28R falls within certain FAA regulated airspaces. This property has over 40 objects (mostly trees) that penetrate these airspaces and the property must comply with regulations to keep these airspaces free of obstructions. By purchasing the property, the City can ensure a clear zone and comply with FAA regulations relating to the transitional airspaces above this property at 2847 River Road.

Proj Stat:

23

Revenues	Budget	Actuals+Commit	Available	Prop. Inc./Dec. for 18-19	Bud + Prop. Incr/Decr	Avail.+ Prop. Incr/Decr	19-20	20-21	21-22	22-23	Total Budgeted up to 2023
64330 Transfer In from Fund 4330	414,000	0	414,000	0	414,000	414,000	0	0	0	0	414,000
Revenue Totals:	414,000	0	414,000	0	414,000	414,000	0	0	0	0	414,000

Expenditures	Budget	Actual+Commit	Available	Prop. Inc./Dec. for 18-19	Budget+Prop. Inc./Dec.	Avail.+Prop. Inc./Dec.	19-20	20-21	21-22	22-23	Total Budgeted up to 2023
LA Land Acquisition	414,000	0	414,000	0	414,000	414,000	0	0	0	0	414,000
Expenditure Totals:	414,000	0	414,000	0	414,000	414,000	0	0	0	0	414,000

Fund Balance Required	Budget+Prop. Inc./Dec.	Available+Prop. Inc./Dec.
Special Aviation Fund-4320	0	0

THIS PAGE LEFT BLANK
INTENTIONALLY

FLEET MANAGEMENT

SYSTEM OVERVIEW

The City's Fleet system consists of 57 buses, 651 vehicles, 30 fire apparatus and 337 other equipment assets. Replacement equipment and vehicles are purchased primarily from a replacement fund managed by the Fleet Division. Buses are purchased using federal funds with a local match.

HIGHLIGHTS

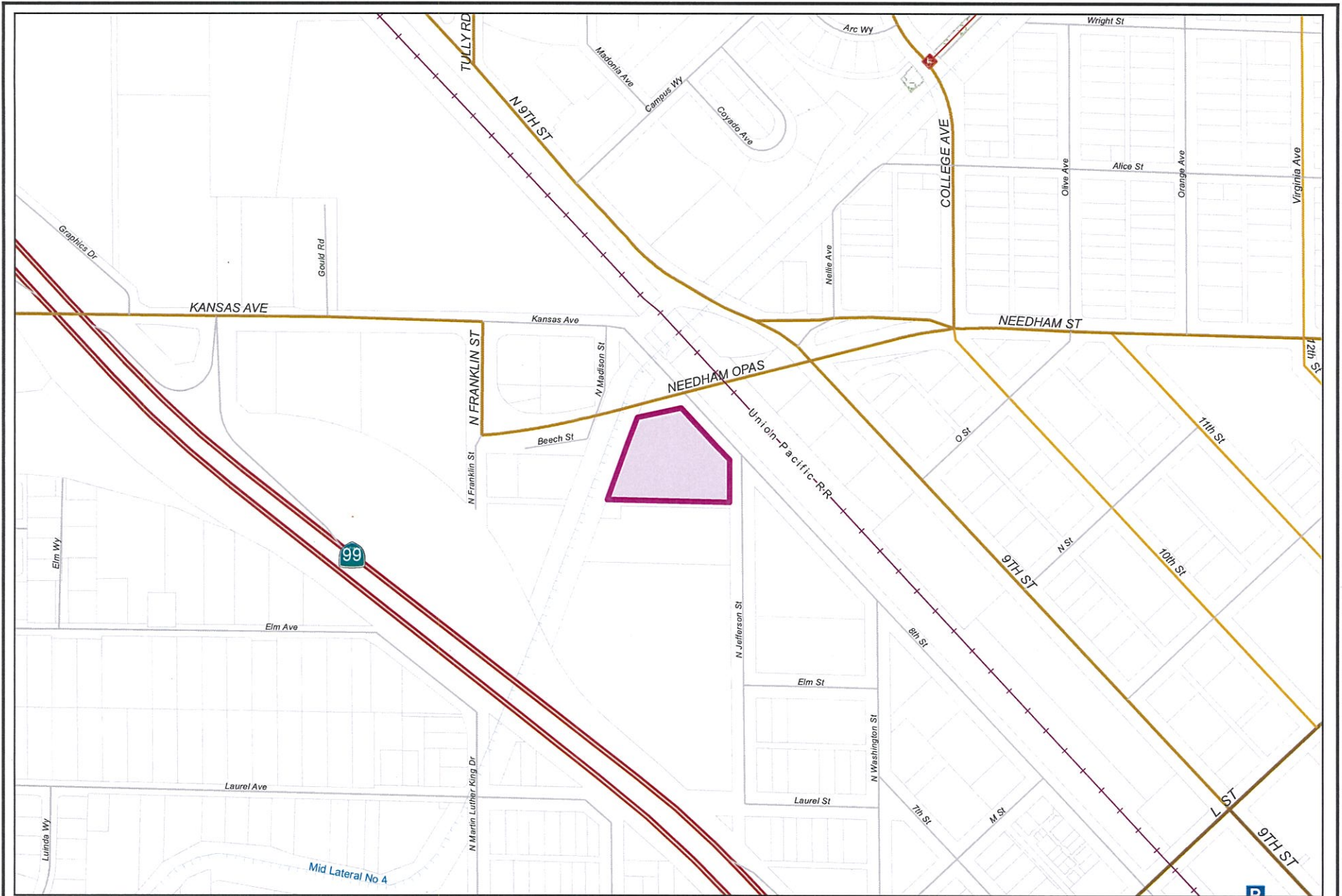
The Bus Maintenance Facility recently passed their annual CHP BIT inspection without any findings. This will be nearly 2 decades without a finding on a transit coach here in the City of Modesto. A new shade structure over the south facing bay doors, complete with solar panels to offset electrical use in the facility, is nearly finished. Plans are also in the works for expanding the parts storage room to double its current capacity. This project is also grant funded. Phase Two of the Corporation Yard Master Plan will increase fleet maintenance efficiency by consolidating all three fleet maintenance facilities. The Phase Two design development has been approved by council and is currently moving forward.

Fleet Services recently completed a fleet efficiency study. Fleet was commended for running a very efficient operation utilizing current facilities and for having some of the best data collection practices in the industry. Some items that were noted in the study were assuming the repair and maintenance of the Compost Facility equipment, constructing a new service facility and working to centralize the parts operations. A Fleet Utilization study is now in progress.

Fleet Services took over the repair and maintenance of the Compost Facility equipment nearly a year ago. This considerable task was a challenge for Fleet as the equipment operates in an extremely abrasive environment and is aging. The equipment now is in better shape and more reliable than it was just 1 year ago. Fleet Services is also in the third year of maintaining all vehicles and apparatus for the Modesto Fire Department. Recently we put into service 5 new Fire Engines and 2 new tiller ladder trucks.

The City Transit Division is working on acquiring 5 new electric buses from ProTerra Electric Buses and updating the Bus Maintenance Facility infrastructure to accommodate charging these buses daily.





City of Modesto
 Project #: 100451
 PW - Fleet Maintenance Facility



City of Modesto: 2018-23 Capital Improvement Program

PW - Fleet Maintenance Facility

100451

Capital Un-sponsored

<i>Cost Center:</i> 59999	<i>Category:</i> Fleet	<i>Start Date:</i>
<i>Hosting Fund:</i> Fleet Management Fund-5400	<i>Type Class:</i> General Improvements	<i>End Date:</i>
<i>Element Listing:</i> Comm Svcs & Fac	<i>Area:</i> Within City	<i>Status:</i> Active
<i>Classification:</i> Replacement	<i>Manager:</i> Fischio, Steven J.	<i>Const. Code:</i> Not Awarded

Proj Desc: This project provides funding for the Fleet Maintenance Facility Phase II project, including the Fleet Fund's contribution for Phase I - Bus Maintenance Facility.

Proj Stat: Staff is evaluating revised 30% design

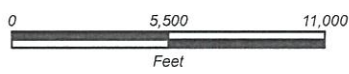
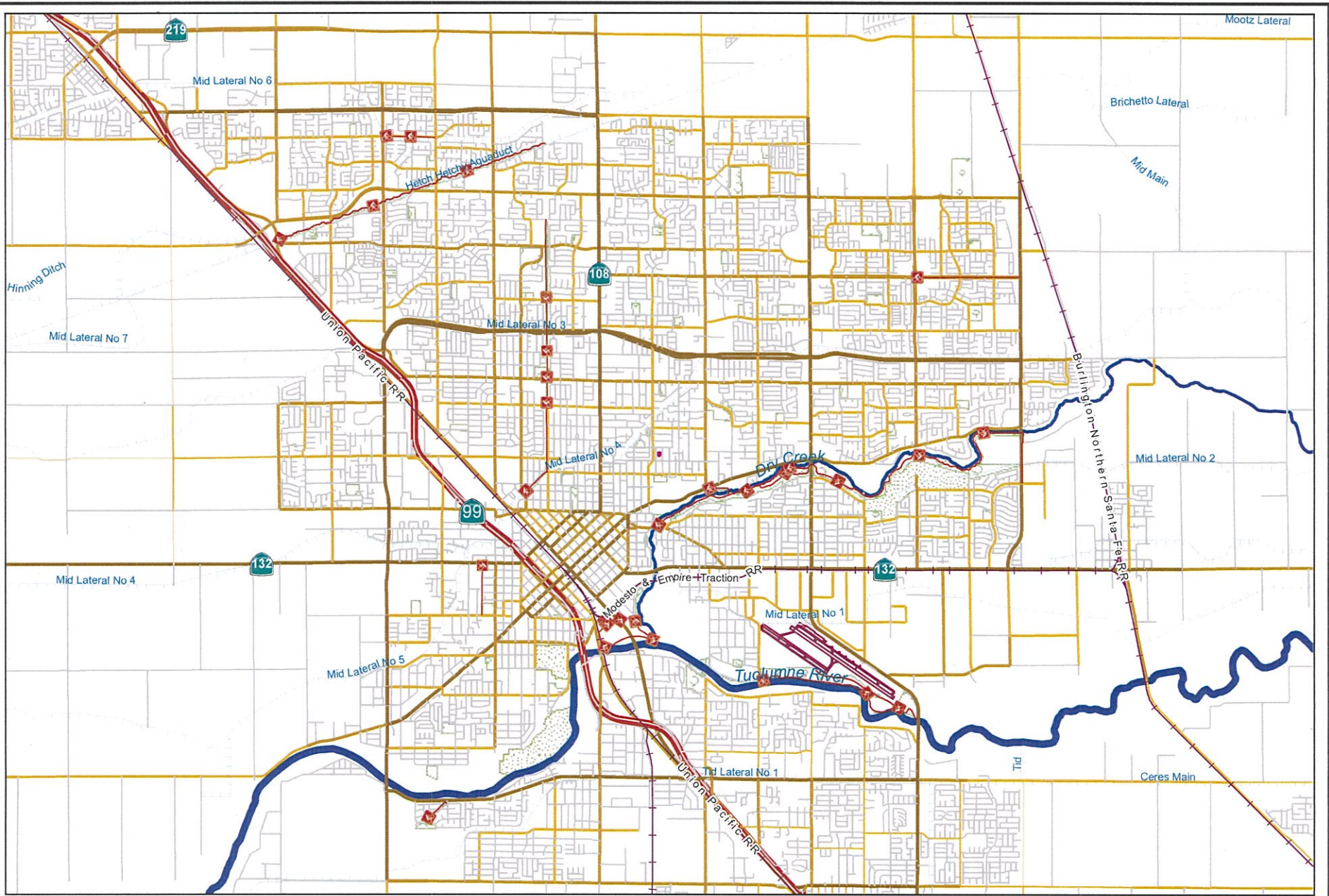
Revenues	Budget	Actuals+Commit	Available	Prop. Inc./Dec. for 18-19	Bud + Prop. Inc./Decr	Avail.+ Prop. Incr/Decr	19-20	20-21	21-22	22-23	Total Budgeted up to 2023
47005 Miscellaneous Revenue	17,017	120,176	-103,159	0	17,017	-103,159	0	0	0	0	17,017
63470 Transfer In from Fund 3470	422,500	422,500	0	0	422,500	0	0	0	0	0	422,500
64530 Transfer In from Fund 4530	881,406	881,406	0	0	881,406	0	0	0	0	0	881,406
Revenue Totals:	1,320,923	1,424,082	-103,159	0	1,320,923	-103,159	0	0	0	0	1,320,923

Expenditures	Budget	Actual+Commit	Available	Prop. Inc./Dec. for 18-19	Budget+Prop. Inc./Dec.	Avail.+Prop. Inc./Dec.	19-20	20-21	21-22	22-23	Total Budgeted up to 2023
CA Construction Admin	350,681	875	349,806	-8,430	342,251	341,376	0	0	0	0	342,251
CCF City Const Forces	50,000	1,103	48,897	-48,897	1,103	0	0	0	0	0	1,103
CON Construction	4,050,975	168,147	3,882,828	-469,078	3,581,897	3,413,750	0	0	0	0	3,581,897
CTGY Contingency	280,000	0	280,000	402,750	682,750	682,750	0	0	0	0	682,750
EDA Eng/Design/Admin	700,935	674,673	26,262	384,564	1,085,499	410,826	0	0	0	0	1,085,499
LA Land Acquisition	0	0	0	0	0	0	0	0	0	0	0
UR Utility Relocation	100,550	100,435	115	-115	100,435	0	0	0	0	0	100,435
Expenditure Totals:	5,533,141	945,234	4,587,907	260,794	5,793,935	4,848,701	0	0	0	0	5,793,935

Fund Balance Required	Budget+Prop. Inc./Dec.	Available+Prop. Inc./Dec.
Fleet Management Fund-5400	4,473,012	4,951,861

THIS PAGE LEFT BLANK
INTENTIONALLY

THIS PAGE LEFT BLANK
INTENTIONALLY



City of Modesto
 Project #: 100885
 IT - ERP Implementation Extension



City of Modesto: 2018-23 Capital Improvement Program

IT - ERP Implementation Extension

100885

Capital Un-sponsored

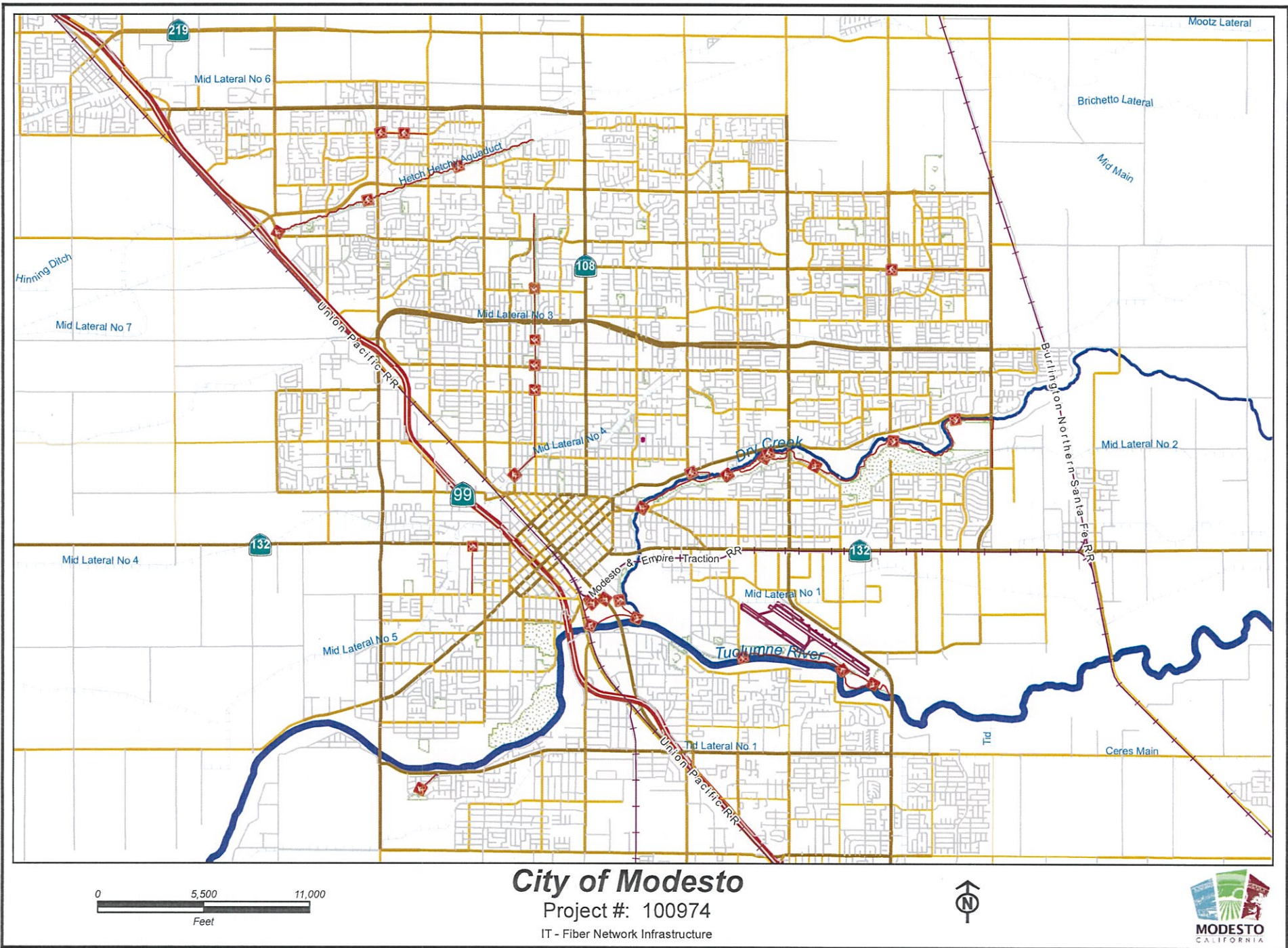
Cost Center: 17999 Category: Information Technology Start Date: 2015
 Hosting Fund: Information Technology Fund-5230 Type Class: Information Technology End Date:
 Element Listing: Comm Svcs & Fac Area: System Wide Status: Active
 Classification: Improvements Manager: Bekedam, Beverley Ann Const. Code: New or Future

Proj Desc: Completing projects related to the ERP Implementation such as Attachment Storage, Servers upgrade and Java Upgrade

Proj Stat: The attachment storage is being address currently and should be done soon then will be followed by the server upgrade in conjunction with the Java upgrade

Expenditures	Budget	Actual+Commit	Available	Prop. Inc./Dec. for 18-19	Budget+Prop. Inc./Dec.	Avail. +Prop. Inc./Dec.	19-20	20-21	21-22	22-23	Total Budgeted up to 2023
CC Consultant Charges	166,400	166,400	0	0	166,400	0	0	0	0	0	166,400
EA Equip Acquisition	2,500	1,983	517	0	2,500	517	0	0	0	0	2,500
OC Other Cost - CIP	7,565	0	7,565	0	7,565	7,565	0	0	0	0	7,565
Expenditure Totals:	176,465	168,383	8,082	0	176,465	8,082	0	0	0	0	176,465

Fund Balance Required	Budget+Prop. Inc./Dec.	Available+Prop. Inc./Dec.
Information Technology Fund-5230	176,465	8,082



City of Modesto: 2018-23 Capital Improvement Program

IT - Fiber Network Infrastructure

100974

Capital Un-sponsored

<i>Cost Center:</i> 17999	<i>Category:</i> Information Technology	<i>Start Date:</i> 2016
<i>Hosting Fund:</i> Information Technology Fund-5230	<i>Type Class:</i> Information Technology	<i>End Date:</i>
<i>Element Listing:</i> Comm Svcs & Fac	<i>Area:</i> System Wide	<i>Status:</i> New
<i>Classification:</i> Replacement	<i>Manager:</i> Dickey, John	<i>Const. Code:</i> New or Future

Proj Desc: The project outcome is to deploy a high speed municipal fiber infrastructure for City government and community use.

Proj Stat:

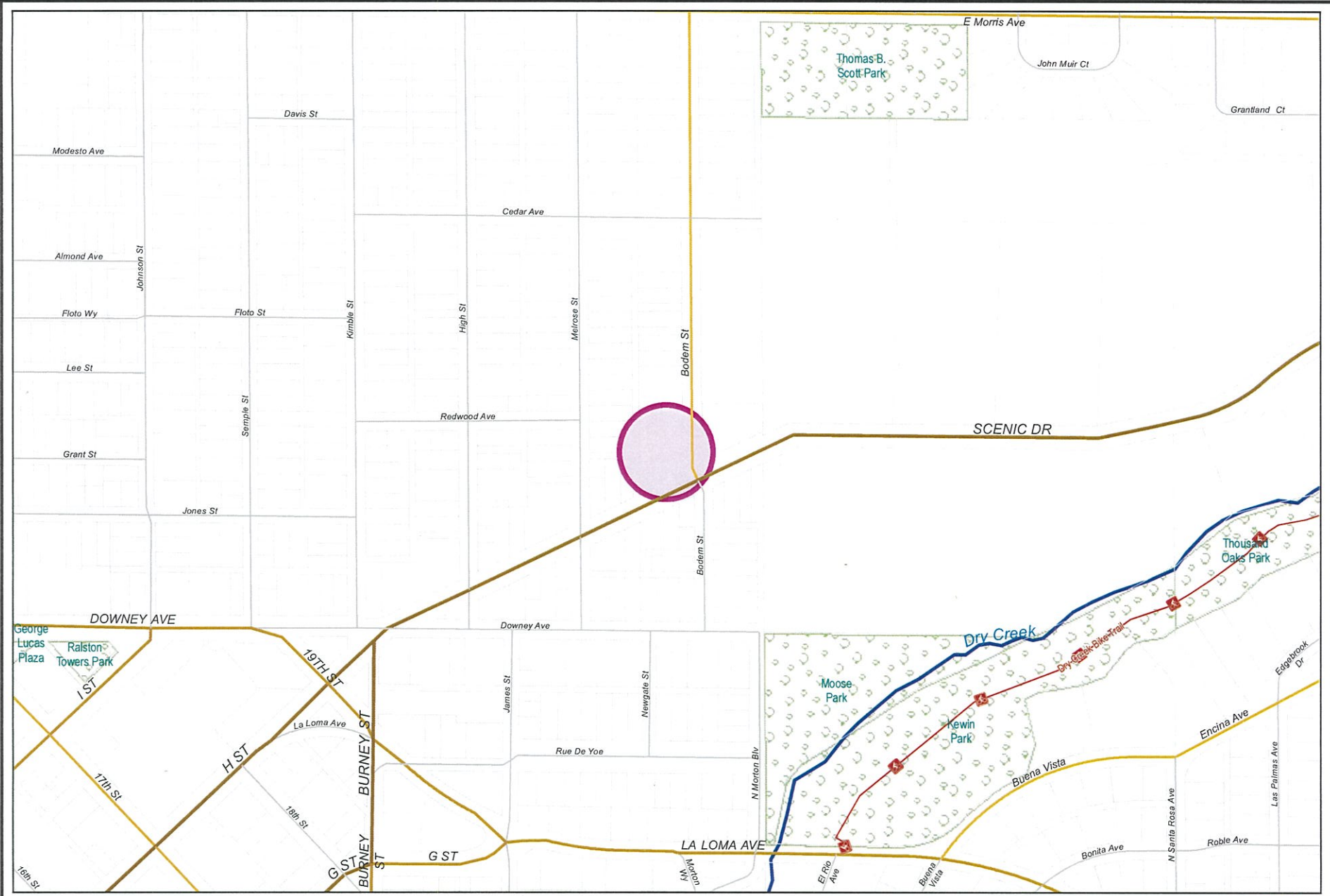
Revenues	Budget	Actuals+Commit	Available	Prop. Inc./Dec. for 18-19	Bud + Prop. Incr/Decr	Avail.+ Prop. Incr/Decr	19-20	20-21	21-22	22-23	Total Budgeted up to 2023
61321 Transfer In from Fund 1321	167,365	167,365	0	0	167,365	0	0	0	0	0	167,365
Revenue Totals:	167,365	167,365	0	0	167,365	0	0	0	0	0	167,365

Expenditures	Budget	Actual+Commit	Available	Prop. Inc./Dec. for 18-19	Budget+Prop. Inc./Dec.	Avail.+Prop. Inc./Dec.	19-20	20-21	21-22	22-23	Total Budgeted up to 2023
CC Consultant Charges	167,365	167,365	0	0	167,365	0	0	0	0	0	167,365
Expenditure Totals:	167,365	167,365	0	0	167,365	0	0	0	0	0	167,365

Fund Balance Required	Budget+Prop. Inc./Dec.	Available+Prop. Inc./Dec.
Information Technology Fund-5230	0	0

THIS PAGE LEFT BLANK
INTENTIONALLY

THIS PAGE LEFT BLANK
INTENTIONALLY



City of Modesto

Project #: 100865

PRN - Senior Center Kitchen Upgrade



City of Modesto: 2018-23 Capital Improvement Program

PRN - Senior Center Kitchen Upgrade

100865

Capital Un-sponsored

<i>Cost Center:</i> 39999	<i>Category:</i> Miscellaneous	<i>Start Date:</i> 2014
<i>Hosting Fund:</i> Capital Grants - HUD CIP Projects-3170	<i>Type Class:</i> Miscellaneous	<i>End Date:</i>
<i>Element Listing:</i> Comm Dev	<i>Area:</i> Within City	<i>Status:</i> New
<i>Classification:</i> Improvements	<i>Manager:</i> Houx, Nathan G	<i>Const. Code:</i> To be Closed

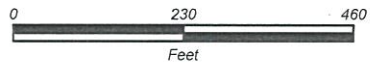
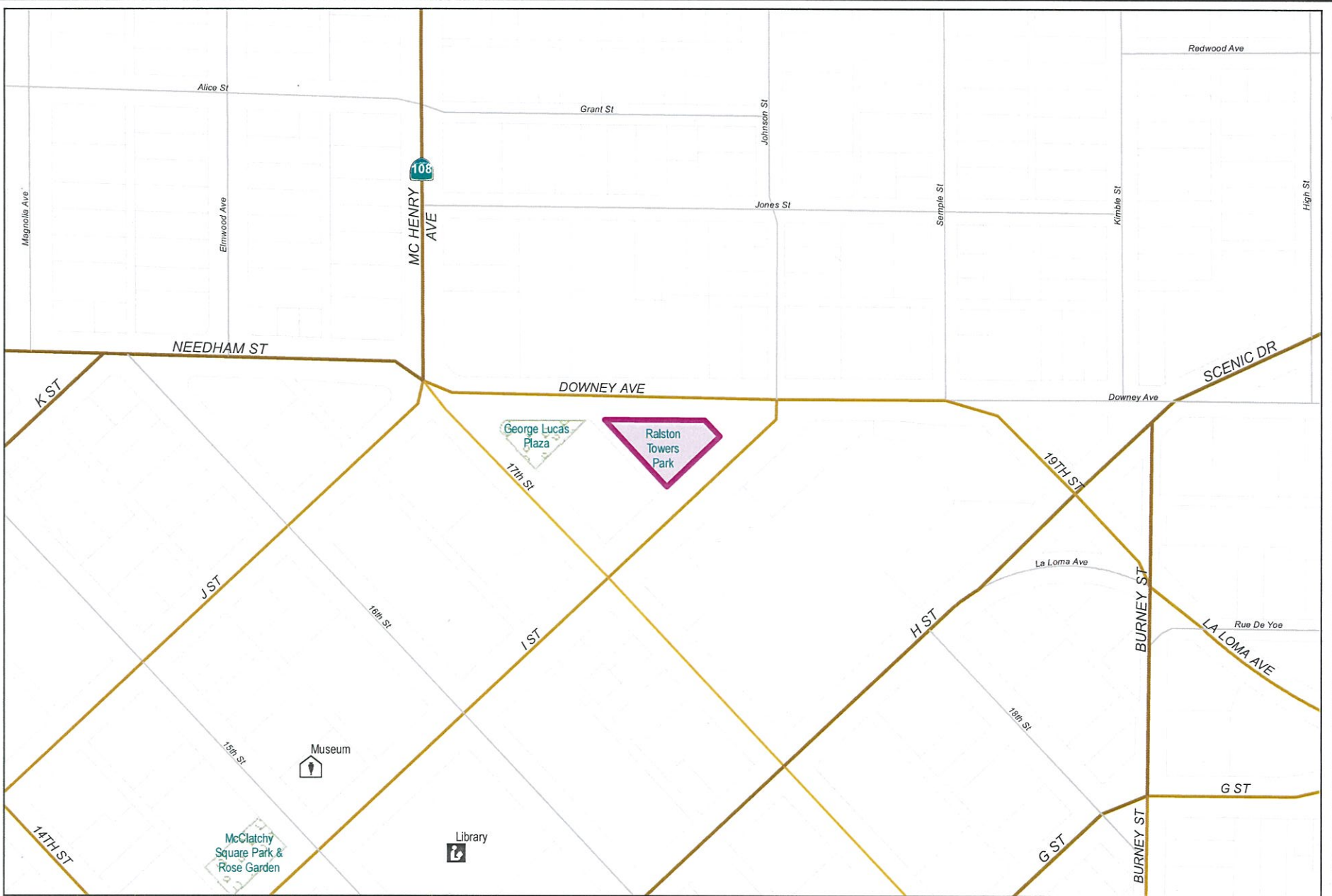
Proj Desc: Project will renovate the existing kitchen at the Senior Center in order to make it more efficient and meet current safety standards.

Proj Stat: Project design is completed, project was bid in early 2017 and construction is expected to be completed in Summer 2017.

Revenues	Budget	Actuals+Commit	Available	Prop. Inc./Dec. for 18-19	Bud + Prop. Incr/Decr	Avail.+ Prop. Incr/Decr	19-20	20-21	21-22	22-23	Total Budgeted up to 2023
61130 Transfer In from Fund 1130	372,027	65,904	306,123	0	372,027	306,123	0	0	0	0	372,027
Revenue Totals:	372,027	65,904	306,123	0	372,027	306,123	0	0	0	0	372,027

Expenditures	Budget	Actual+Commit	Available	Prop. Inc./Dec. for 18-19	Budget+Prop. Inc./Dec.	Avail.+Prop. Inc./Dec.	19-20	20-21	21-22	22-23	Total Budgeted up to 2023
CA Construction Admin	26,384	13,687	12,697	0	26,384	12,697	0	0	0	0	26,384
CON Construction	275,221	254,377	20,844	0	275,221	20,844	0	0	0	0	275,221
CTGY-CIP Contingency - CIP	39,868	10,567	29,301	0	39,868	29,301	0	0	0	0	39,868
EDA Eng/Design/Admin	30,554	72,653	-42,099	0	30,554	-42,099	0	0	0	0	30,554
Expenditure Totals:	372,027	351,284	20,743	0	372,027	20,743	0	0	0	0	372,027

Fund Balance Required	Budget+Prop. Inc./Dec.	Available+Prop. Inc./Dec.
Capital Grants - HUD CIP Projects-3170	0	-285,379



City of Modesto
 Project #: 100866
 PRN - Senior Playground 2014



City of Modesto: 2018-23 Capital Improvement Program

PRN - Senior Playground 2014

100866

Capital Un-sponsored

<i>Cost Center:</i> 39999	<i>Category:</i> Miscellaneous	<i>Start Date:</i> 2014
<i>Hosting Fund:</i> Capital Grants - HUD CIP Projects-3170	<i>Type Class:</i> Miscellaneous	<i>End Date:</i>
<i>Element Listing:</i> Comm Dev	<i>Area:</i> Within City	<i>Status:</i> New
<i>Classification:</i> Improvements	<i>Manager:</i> Houx, Nathan G	<i>Const. Code:</i> New or Future

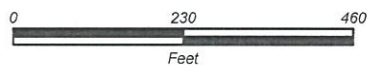
Proj Desc: Project will renovated Ralston Tower Park into a senior oriented park with senior playground/fitness equipment, outdoor plaza, sport courts, covered assembly area, landscaping, irrigation, sidewalks, lighting, fencing and security cameras. Grant applications are being submitted to fund a portion of the project and Community Development Block Grant Funds will be added to complete the project.

Proj Stat: Project design began in early 2017 and will be completed in Fall 2017. Construction could start as early as Winter 2017.

Revenues	Budget	Actuals+Commit	Available	Prop. Inc./Dec. for 18-19	Bud + Prop. Incr/Decr	Avail.+ Prop. Incr/Decr	19-20	20-21	21-22	22-23	Total Budgeted up to 2023
61130 Transfer In from Fund 1130	150,000	15,209	134,791	0	150,000	134,791	0	0	0	0	150,000
Revenue Totals:	150,000	15,209	134,791	0	150,000	134,791	0	0	0	0	150,000

Expenditures	Budget	Actual+Commit	Available	Prop. Inc./Dec. for 18-19	Budget+Prop. Inc./Dec.	Avail.+Prop. Inc./Dec.	19-20	20-21	21-22	22-23	Total Budgeted up to 2023
CON Construction	125,000	60,005	64,995	0	125,000	64,995	0	0	0	0	125,000
CTGY-CIP Contingency - CIP	10,000	0	10,000	0	10,000	10,000	0	0	0	0	10,000
EDA Eng/Design/Admin	15,000	20,092	-5,092	0	15,000	-5,092	0	0	0	0	15,000
Expenditure Totals:	150,000	80,097	69,903	0	150,000	69,903	0	0	0	0	150,000

Fund Balance Required	Budget+Prop. Inc./Dec.	Available+Prop. Inc./Dec.
Capital Grants - HUD CIP Projects-3170	0	-64,888



City of Modesto

Project #: 100867

PRN - Public Facility Improvement - Locust



City of Modesto: 2018-23 Capital Improvement Program

PRN - Public Facility Improvement - Locust

100867

Capital Un-sponsored

Cost Center: 39999 Category: Miscellaneous Start Date: 2014
 Hosting Fund: Capital Grants - HUD CIP Projects-3170 Type Class: Miscellaneous End Date:
 Element Listing: Comm Dev Area: Within City Status: New
 Classification: Improvements Manager: Averell, Carol Amanda Const. Code: To be Closed

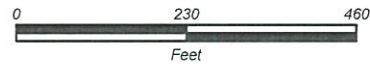
Proj Desc: Improvements on 308 Locust St. property.

Proj Stat: Construction should be completed by early July 2017.

Revenues	Budget	Actuals+Commit	Available	Prop. Inc./Dec. for 18-19	Bud + Prop. Incr/Decr	Avail.+ Prop. Incr/Decr	19-20	20-21	21-22	22-23	Total Budgeted up to 2023
61130 Transfer In from Fund 1130	115,000	67,812	47,188	0	115,000	47,188	0	0	0	0	115,000
Revenue Totals:	115,000	67,812	47,188	0	115,000	47,188	0	0	0	0	115,000

Expenditures	Budget	Actual+Commit	Available	Prop. Inc./Dec. for 18-19	Budget+Prop. Inc./Dec.	Avail.+Prop. Inc./Dec.	19-20	20-21	21-22	22-23	Total Budgeted up to 2023
CON Construction	92,000	67,205	24,795	0	92,000	24,795	0	0	0	0	92,000
CTGY-CIP Contingency - CIP	8,000	0	8,000	0	8,000	8,000	0	0	0	0	8,000
EDA Eng/Design/Admin	15,000	607	14,393	0	15,000	14,393	0	0	0	0	15,000
Expenditure Totals:	115,000	67,812	47,188	0	115,000	47,188	0	0	0	0	115,000

Fund Balance Required	Budget+Prop. Inc./Dec.	Available+Prop. Inc./Dec.
Capital Grants - HUD CIP Projects-3170	0	0



City of Modesto

Project #: 100868

PRN - Airport Neighborhood Community Center Kitchen Installation



City of Modesto: 2018-23 Capital Improvement Program

PRN - Airport Neighborhood Community Center Kitchen Installation

100868

Capital Un-sponsored

<i>Cost Center:</i> 39999	<i>Category:</i> Miscellaneous	<i>Start Date:</i> 2014
<i>Hosting Fund:</i> Capital Grants - HUD CIP Projects-3170	<i>Type Class:</i> Miscellaneous	<i>End Date:</i>
<i>Element Listing:</i> Comm Dev	<i>Area:</i> Within City	<i>Status:</i> New
<i>Classification:</i> Improvements	<i>Manager:</i> Houx, Nathan G	<i>Const. Code:</i> To be Closed

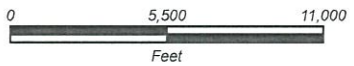
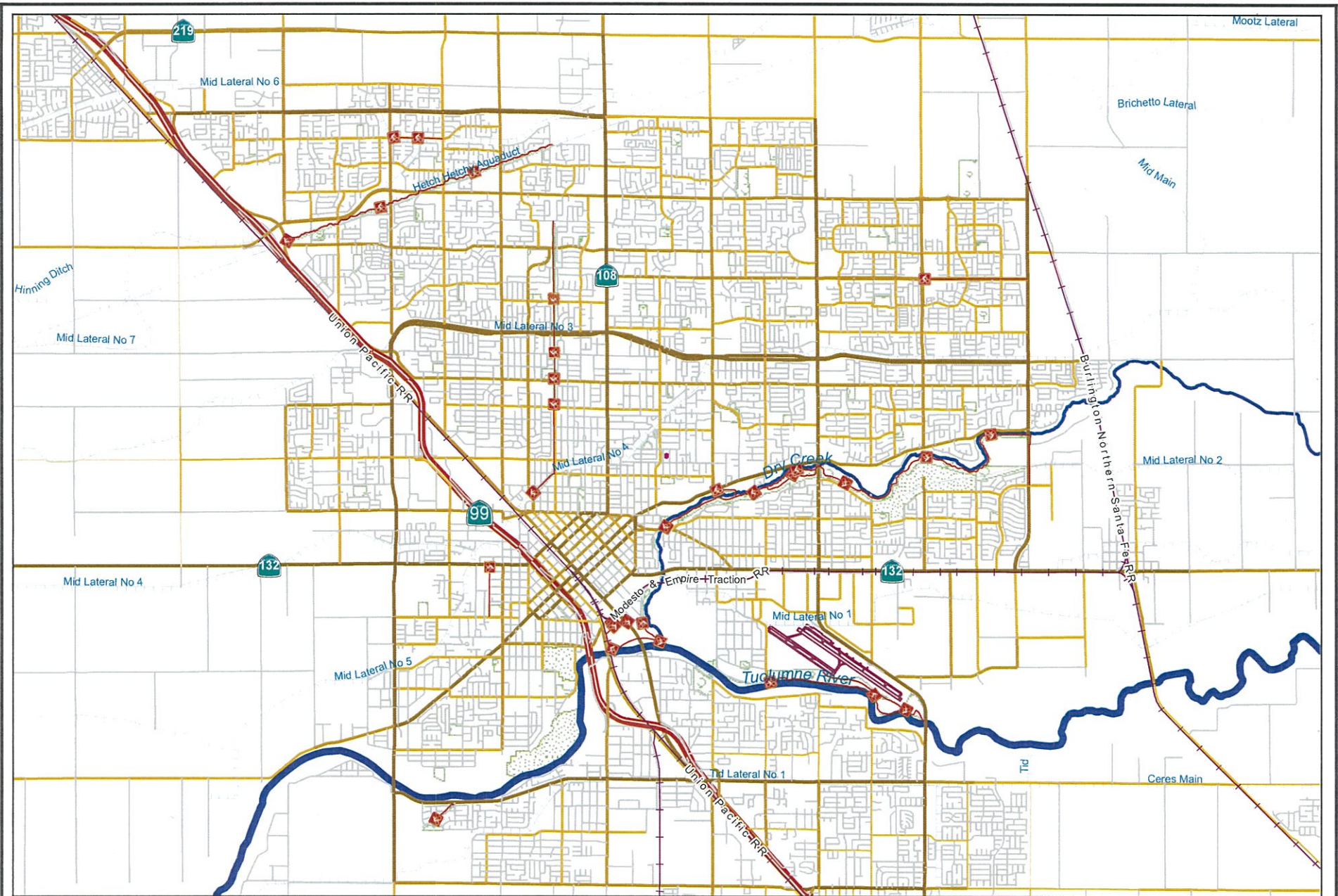
Proj Desc: Project will complete the kitchen installation at the Airport Neighborhood Community Center by installing commercial-grade appliances and safety fixtures.

Proj Stat: Project design is completed, project was bid in early 2017 and construction is expected to be completed in Summer 2017.

Revenues	Budget	Actuals+Commit	Available	Prop. Inc./Dec. for 18-19	Bud + Prop. Incr/Decr	Avail.+ Prop. Incr/Decr	19-20	20-21	21-22	22-23	Total Budgeted up to 2023
61130 Transfer In from Fund 1130	249,417	57,237	192,180	0	249,417	192,180	0	0	0	0	249,417
Revenue Totals:	249,417	57,237	192,180	0	249,417	192,180	0	0	0	0	249,417

Expenditures	Budget	Actual+Commit	Available	Prop. Inc./Dec. for 18-19	Budget+Prop. Inc./Dec.	Avail.+Prop. Inc./Dec.	19-20	20-21	21-22	22-23	Total Budgeted up to 2023
CA Construction Admin	15,648	9,719	5,929	0	15,648	5,929	0	0	0	0	15,648
CON Construction	176,870	162,798	14,072	0	176,870	14,072	0	0	0	0	176,870
CTGY-CIP Contingency - CIP	30,922	0	30,922	0	30,922	30,922	0	0	0	0	30,922
EDA Eng/Design/Admin	25,977	58,996	-33,019	0	25,977	-33,019	0	0	0	0	25,977
Expenditure Totals:	249,417	231,514	17,903	0	249,417	17,903	0	0	0	0	249,417

Fund Balance Required	Budget+Prop. Inc./Dec.	Available+Prop. Inc./Dec.
Capital Grants - HUD CIP Projects-3170	0	-174,277



City of Modesto

Project #: 100980

CED.HUD - Access Center



City of Modesto: 2018-23 Capital Improvement Program

CED.HUD - Access Center

100980

Capital Un-sponsored

<i>Cost Center:</i> 14999	<i>Category:</i> Miscellaneous	<i>Start Date:</i> 2016
<i>Hosting Fund:</i> Capital Grants - HUD CIP Projects-3170	<i>Type Class:</i> Miscellaneous	<i>End Date:</i>
<i>Element Listing:</i> Comm Svcs & Fac	<i>Area:</i> Within City	<i>Status:</i> New
<i>Classification:</i> Improvements	<i>Manager:</i> Rocha, Tina M	<i>Const. Code:</i> New or Future

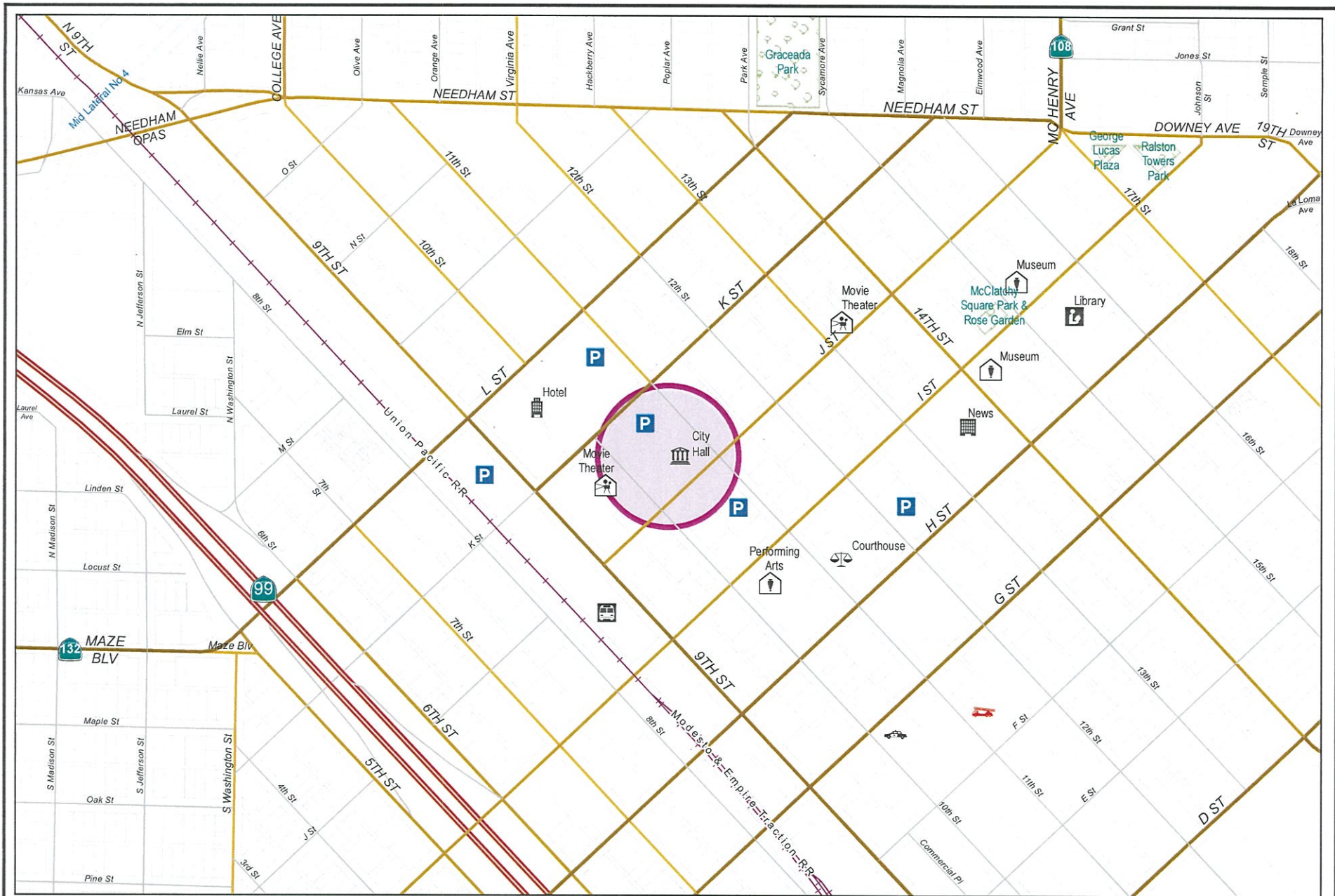
Proj Desc: Project includes, Acquisition, Public Facility Improvement, Clearance and Remediation activities related to the Homeless Access Center. Timeline of each activity in conjunction with Focus on Prevention deliverables.

Proj Stat: Construction to be completed in fiscal year 18-19.

Revenues	Budget	Actuals+Commit	Available	Prop. Inc./Dec. for 18-19	Bud + Prop. Incr/Decr	Avail.+ Prop. Incr/Decr	19-20	20-21	21-22	22-23	Total Budgeted up to 2023
61130 Transfer In from Fund 1130	350,000	11,920	338,080	0	350,000	338,080	0	0	0	0	350,000
Revenue Totals:	350,000	11,920	338,080	0	350,000	338,080	0	0	0	0	350,000

Expenditures	Budget	Actual+Commit	Available	Prop. Inc./Dec. for 18-19	Budget+Prop. Inc./Dec.	Avail.+Prop. Inc./Dec.	19-20	20-21	21-22	22-23	Total Budgeted up to 2023
EDA Eng/Design/Admin	350,000	5,960	344,040	0	350,000	344,040	0	0	0	0	350,000
Expenditure Totals:	350,000	5,960	344,040	0	350,000	344,040	0	0	0	0	350,000

Fund Balance Required	Budget+Prop. Inc./Dec.	Available+Prop. Inc./Dec.
Capital Grants - HUD CIP Projects-3170	0	5,960



City of Modesto

Project #: 101030

UTL - Customer Services Carpet



City of Modesto: 2018-23 Capital Improvement Program

UTL - Customer Services Carpet

101030

Capital Un-sponsored

Cost Center: 49999 Category: Miscellaneous Start Date: 2017
 Hosting Fund: Water Fund-4100 Type Class: Upgrade Replacement End Date: 2018
 Element Listing: Comm Svcs & Fac Area: Within City Status: New
 Classification: Replacement Manager: Franco, Jesse Const. Code: New or Future

Proj Desc: This project will replace the carpet for Customer Services. The existing carpet is lifting and tearing posing a tripping hazard to staff. The carpet will be removed and replaced with tile carpet. Additionally, the workstations will need to be moved to facilitate the carpet installation and reassembled and potentially reconfigured.

Proj Stat:

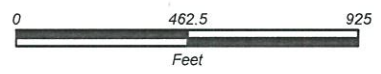
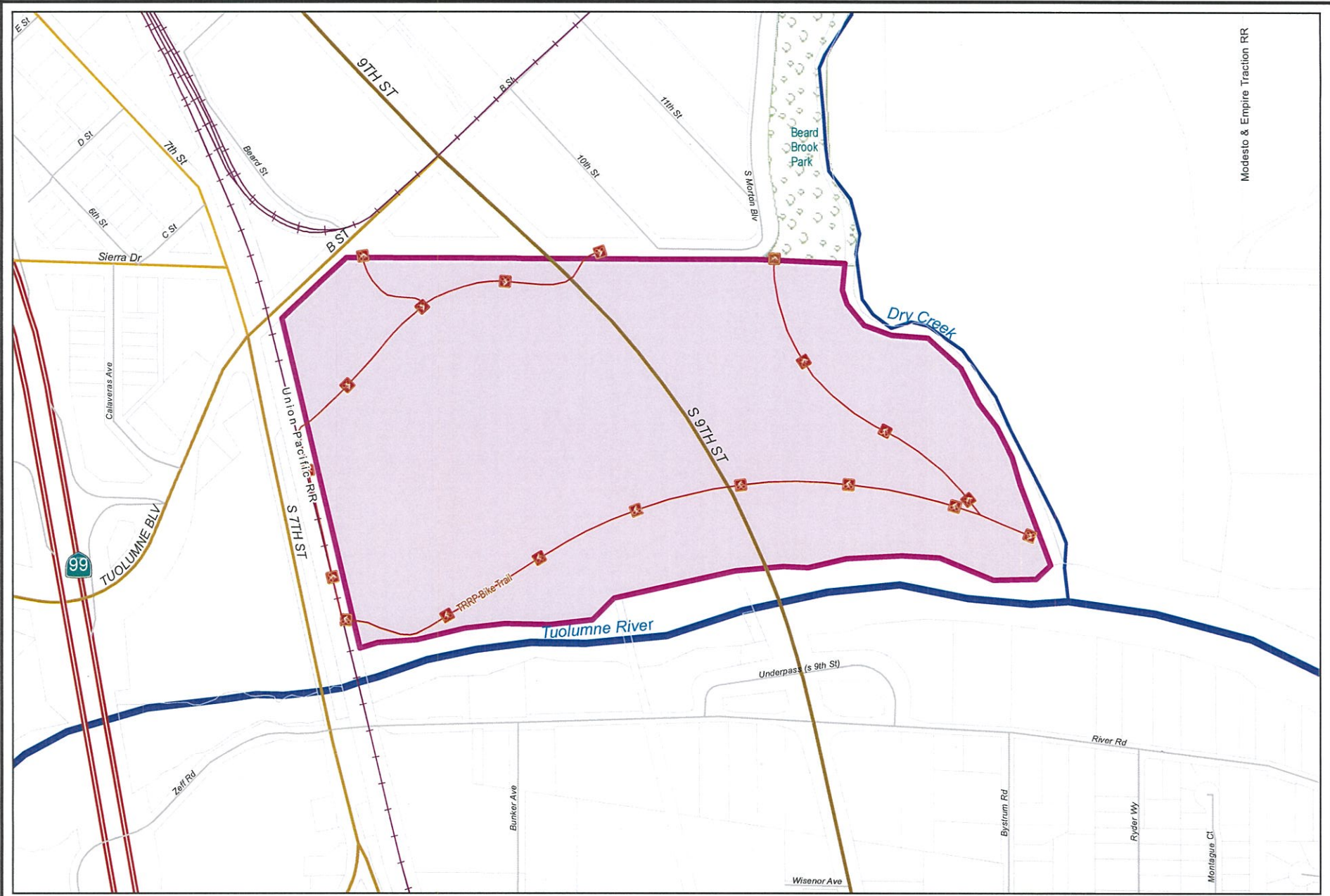
Revenues	Budget	Actuals+Commit	Available	Prop. Inc./Dec. for 18-19	Bud + Prop. Incr/Decr	Avail.+ Prop. Incr/Decr	19-20	20-21	21-22	22-23	Total Budgeted up to 2023
64210 Transfer In from Fund 4210	65,000	0	65,000	0	65,000	65,000	0	0	0	0	65,000
Revenue Totals:	65,000	0	65,000	0	65,000	65,000	0	0	0	0	65,000

Expenditures	Budget	Actual+Commit	Available	Prop. Inc./Dec. for 18-19	Budget+Prop. Inc./Dec.	Avail.+Prop. Inc./Dec.	19-20	20-21	21-22	22-23	Total Budgeted up to 2023
CA Construction Admin	10,000	0	10,000	0	10,000	10,000	0	0	0	0	10,000
CON Construction	100,000	0	100,000	0	100,000	100,000	0	0	0	0	100,000
CTGY-CIP Contingency - CIP	10,000	0	10,000	0	10,000	10,000	0	0	0	0	10,000
EDA Eng/Design/Admin	10,000	2,426	7,574	0	10,000	7,574	0	0	0	0	10,000
Expenditure Totals:	130,000	2,426	127,574	0	130,000	127,574	0	0	0	0	130,000

Fund Balance Required	Budget+Prop. Inc./Dec.	Available+Prop. Inc./Dec.
Water Fund-4100	65,000	62,574

THIS PAGE LEFT BLANK
INTENTIONALLY

THIS PAGE LEFT BLANK
INTENTIONALLY



City of Modesto
 Project #: 100599
 PRN - TRRP Gateway Phase 2



Modesto & Empire Traction RR

City of Modesto: 2018-23 Capital Improvement Program

PRN - TRRP Gateway Phase 2

100599

Capital Un-sponsored

Cost Center: 39999 Category: Parks System Start Date: 2011
 Hosting Fund: JPA - TRRP Special Revenue Fund - CIP-6710 Type Class: Expansion End Date:
 Element Listing: Env Rsrcs & Opn Spcs Area: Within City Status: New
 Classification: Improvements Manager: Houx, Nathan G Const. Code: New or Future

Proj Desc: Phase 2 construction in the TRRP Gateway will continue the restoration of the riparian habitat adjacent to the Tuolumne River between the 7th Street and State Route 99 bridges. In addition, this project will construct approximately 4,000LF of multi-use trails and will construct a pedestrian bridge and fishing deck. This phase will be the last phase to restore the riparian habitat areas of the TRRP Gateway Parcel.

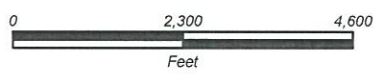
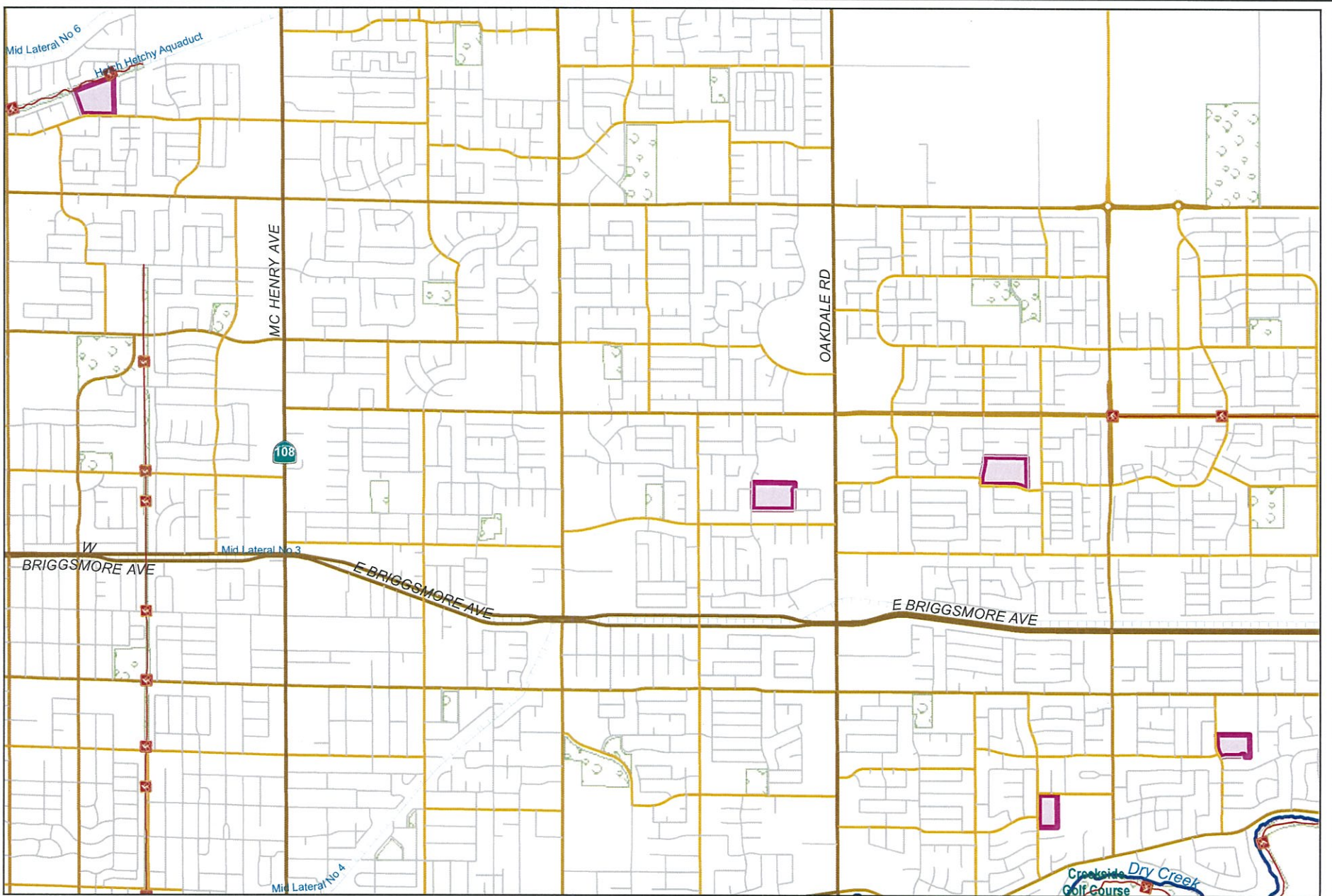
Proj Stat: Design is completed. Construction will occur from Summer 2016 through Summer 2018.

Revenues	Budget	Actuals+Commit	Available	Prop. Inc./Dec. for 18-19	Bud + Prop. Incr/Decr	Avail.+ Prop. Incr/Decr	19-20	20-21	21-22	22-23	Total Budgeted up to 2023
42015 Intergov - Federal - Federal Highway Administration (DOT)	0	179,148	-179,148	0	0	-179,148	0	0	0	0	0
42050 Intergov - Federal - Land and Water Conservation	451,060	30,574	420,486	0	451,060	420,486	0	0	0	0	451,060
42165 Intergov - State - Land and Water Conservation	0	0	0	0	0	0	0	0	0	0	0
42201 Intergov - State - Natural Resources Agency	2,200,000	425,201	1,774,799	0	2,200,000	1,774,799	0	0	0	0	2,200,000
61520 Transfer In from Fund 1520	168,095	24,293	143,802	0	168,095	143,802	0	0	0	0	168,095
Revenue Totals:	2,819,155	659,216	2,159,939	0	2,819,155	2,159,939	0	0	0	0	2,819,155

Expenditures	Budget	Actual+Commit	Available	Prop. Inc./Dec. for 18-19	Budget+Prop. Inc./Dec.	Avail.+Prop. Inc./Dec.	19-20	20-21	21-22	22-23	Total Budgeted up to 2023
CA Construction Admin	206,774	125,246	81,528	0	206,774	81,528	0	0	0	0	206,774
CON Construction	2,069,336	2,068,107	1,229	0	2,069,336	1,229	0	0	0	0	2,069,336
CTGY Contingency - CIP	205,176	91,589	113,587	0	205,176	113,587	0	0	0	0	205,176
EDA Eng/Design/Admin	566,869	561,884	4,985	0	566,869	4,985	0	0	0	0	566,869
Expenditure Totals:	3,048,155	2,846,825	201,330	0	3,048,155	201,330	0	0	0	0	3,048,155

Fund Balance Required	Budget+Prop. Inc./Dec.	Available+Prop. Inc./Dec.
JPA - TRRP Special Revenue Fund - CIP-6710	229,000	-1,958,609

51



City of Modesto
 Project #: 100677
 PRN - Lighting Playgrounds & Shade



City of Modesto: 2018-23 Capital Improvement Program

PRN - Lighting Playgrounds & Shade

100677

Capital Un-sponsored

<i>Cost Center:</i> 39999	<i>Category:</i> Parks System	<i>Start Date:</i> 2011
<i>Hosting Fund:</i> Parks Capital Facility Fee Fund-3460	<i>Type Class:</i> CFF Construction	<i>End Date:</i>
<i>Element Listing:</i> Comm Svcs & Fac	<i>Area:</i> Within City	<i>Status:</i> Active
<i>Classification:</i> Improvements	<i>Manager:</i> Houx, Nathan G	<i>Const. Code:</i> Under Construction

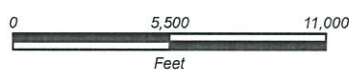
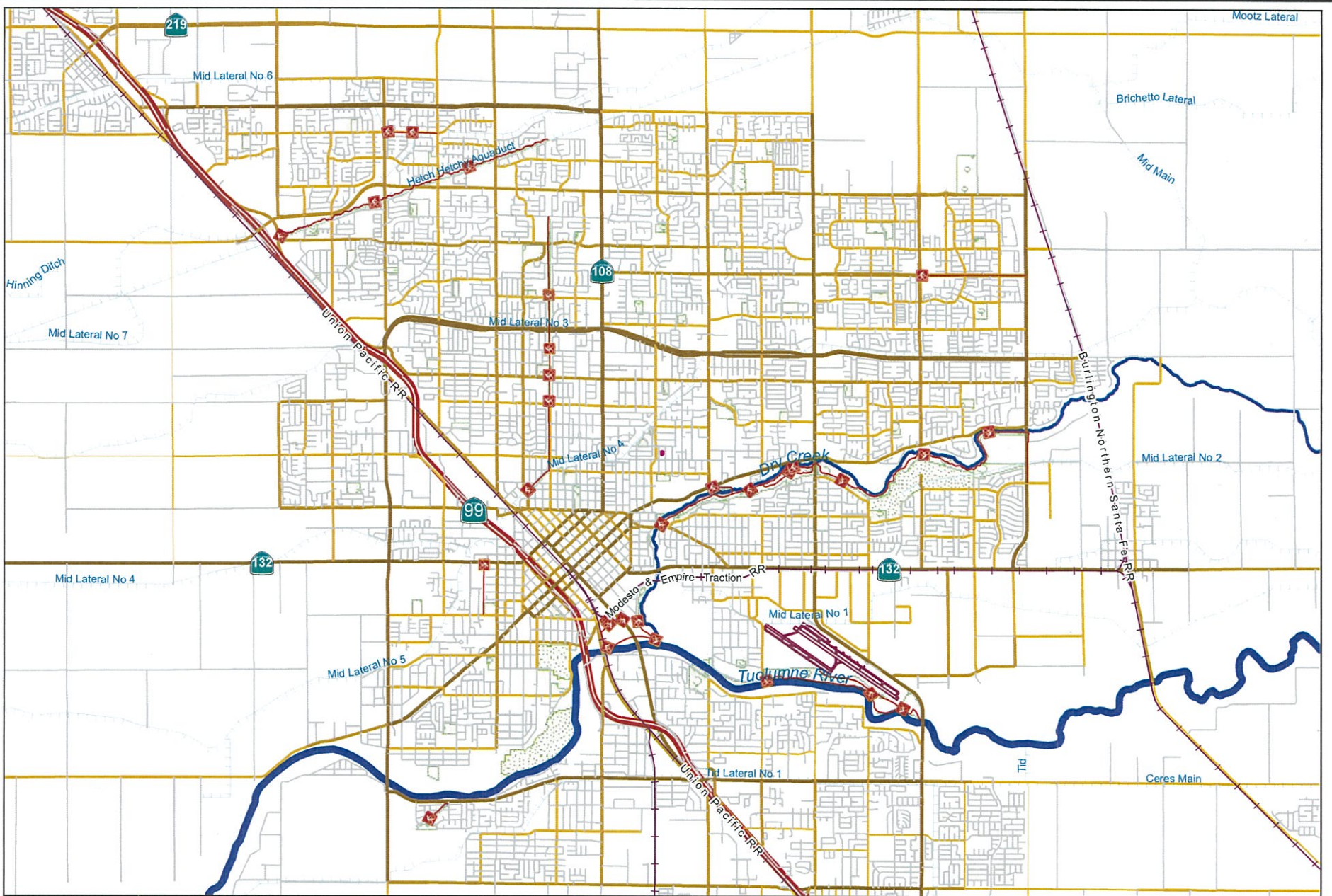
Proj Desc: Project will install improvements in existing parks listed in the CFF report and will work within the budget available.

Proj Stat: This project will install park lighting, shade structures, water play areas, and other amenities that were not completed in initial build of these parks.

53

Expenditures	Budget	Actual+Commit	Available	Prop. Inc./Dec. for 18-19	Budget+Prop. Inc./Dec.	Avail.+Prop. Inc./Dec.	19-20	20-21	21-22	22-23	Total Budgeted up to 2023
CA Construction Admin	34,379	0	34,379	0	34,379	34,379	0	0	0	0	34,379
CON Construction	695,036	0	695,036	0	695,036	695,036	0	0	0	0	695,036
CTGY Contingency - CIP	25,282	0	25,282	0	25,282	25,282	0	0	0	0	25,282
EDA Eng/Design/Admin	31,137	2,559	28,578	0	31,137	28,578	0	0	0	0	31,137
Expenditure Totals:	785,834	2,559	783,275	0	785,834	783,275	0	0	0	0	785,834

Fund Balance Required	Budget+Prop. Inc./Dec.	Available+Prop. Inc./Dec.
Parks Capital Facility Fee Fund-3460	785,834	783,275



City of Modesto

Project #: 100688

PRN - Enrgy Eff Imp Mod Facilities



City of Modesto: 2018-23 Capital Improvement Program

PRN - Enrgy Eff Imp Mod Facilities

100688

Capital Un-sponsored

Cost Center: 39999 Category: Parks System Start Date: 2012
 Hosting Fund: Capital Grants - PRN-3100 Type Class: Maintenance End Date: 2018
 Element Listing: Comm Svcs & Fac Area: System Wide Status: Active
 Classification: Improvements Manager: Houx, Nathan G Const. Code: New or Future

Proj Desc: Energy Efficiency Improvements to Modesto parks.


Proj Stat: Project will be completed in 2018.

Revenues	Budget	Actuals+Commit	Available	Prop. Inc./Dec. for 18-19	Bud + Prop. Incr/Decr	Avail.+ Prop. Incr/Decr	19-20	20-21	21-22	22-23	Total Budgeted up to 2023
42020 Intergov - Federal - American Rec Reimb Act	66,150	66,149	1	0	66,150	1	0	0	0	0	66,150
64890 Transfer In from Fund 4890	51,232	24,004	27,228	0	51,232	27,228	0	0	0	0	51,232
Revenue Totals:	117,382	90,153	27,229	0	117,382	27,229	0	0	0	0	117,382

Expenditures	Budget	Actual+Commit	Available	Prop. Inc./Dec. for 18-19	Budget+Prop. Inc./Dec.	Avail.+Prop. Inc./Dec.	19-20	20-21	21-22	22-23	Total Budgeted up to 2023
CON Construction	102,382	78,890	23,492	0	102,382	23,492	0	0	0	0	102,382
EDA Eng/Design/Admin	15,000	11,264	3,736	0	15,000	3,736	0	0	0	0	15,000
Expenditure Totals:	117,382	90,153	27,229	0	117,382	27,229	0	0	0	0	117,382

Fund Balance Required	Budget+Prop. Inc./Dec.	Available+Prop. Inc./Dec.
Capital Grants - PRN-3100	0	0

55



City of Modesto
 Project #: 100779



PRN - Mary E. Grogan Community Park Maintenance Facility Building



City of Modesto: 2018-23 Capital Improvement Program

PRN - Mary E. Grogan Community Park Maintenance Facility Building

100779

Capital Un-sponsored

Cost Center: 39999 *Category:* Parks System *Start Date:* 2014
Hosting Fund: Parks Capital Facility Fee Fund-3460 *Type Class:* CFF Construction *End Date:* 2019
Element Listing: Env Rsrcs & Opn Spcs *Area:* Village One *Status:* Active
Classification: Improvements *Manager:* Houx, Nathan G *Const. Code:* New or Future

Proj Desc: This project will construct a parks maintenance facility at the Mary E. Grogan Community Park which will allow Parks Maintenance staff to service the city parks in the NE area of the City of Modesto from this location.

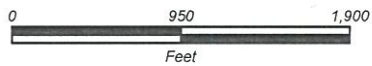
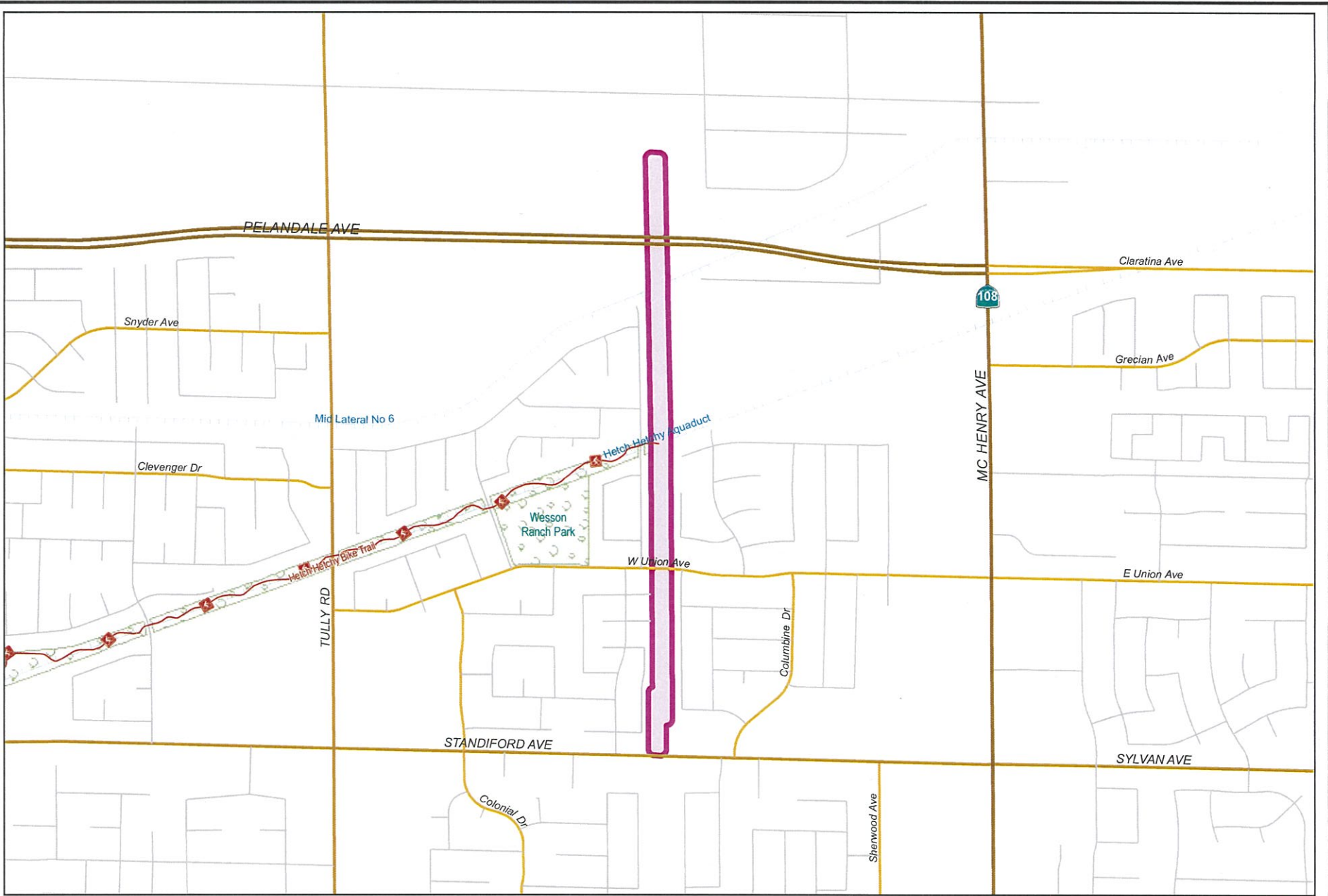
Proj Stat: Project is in design phase with construction scheduled for 2019.

Revenues	Budget	Actuals+Commit	Available	Prop. Inc./Dec. for 18-19	Bud + Prop. Incr/Decr	Avail.+ Prop. Incr/Decr	19-20	20-21	21-22	22-23	Total Budgeted up to 2023
63130 Transfer In from Fund 3130	150,000	5,024	144,976	0	150,000	144,976	0	0	0	0	150,000
Revenue Totals:	150,000	5,024	144,976	0	150,000	144,976	0	0	0	0	150,000

Expenditures	Budget	Actual+Commit	Available	Prop. Inc./Dec. for 18-19	Budget+Prop. Inc./Dec.	Avail.+Prop. Inc./Dec.	19-20	20-21	21-22	22-23	Total Budgeted up to 2023
CA Construction Admin	20,000	0	20,000	0	20,000	20,000	0	0	0	0	20,000
CON Construction	400,000	0	400,000	0	400,000	400,000	0	0	0	0	400,000
CTGY-CIP Contingency - CIP	40,000	0	40,000	0	40,000	40,000	0	0	0	0	40,000
EDA Eng/Design/Admin	40,000	5,047	34,953	0	40,000	34,953	0	0	0	0	40,000
Expenditure Totals:	500,000	5,047	494,953	0	500,000	494,953	0	0	0	0	500,000

Fund Balance Required	Budget+Prop. Inc./Dec.	Available+Prop. Inc./Dec.
Parks Capital Facility Fee Fund-3460	350,000	349,977

57



City of Modesto

Project #: 100813

PRN - Virginia Corridor Phase 7 - Design



City of Modesto: 2018-23 Capital Improvement Program

PRN - Virginia Corridor Phase 7 - Design

100813

Capital Un-sponsored

<i>Cost Center:</i> 39999	<i>Category:</i> Parks System	<i>Start Date:</i> 2014
<i>Hosting Fund:</i> Capital Grants - CIP Projects-3140	<i>Type Class:</i> Infrastructure Preservation	<i>End Date:</i> 2019
<i>Element Listing:</i> Env RsrCs & Opn Spcs	<i>Area:</i> Within City	<i>Status:</i> Active
<i>Classification:</i> Improvements	<i>Manager:</i> Houx, Nathan G	<i>Const. Code:</i> New or Future

Proj Desc: This project is for the design and construction of the Virginia Corridor Phase 7 project which extends the Virginia Corridor from Woodrow Avenue, across Stanidford Avenue and ultimately ends at the Hetch-Hetchy Right of Way just south of Pelandale Avenue.

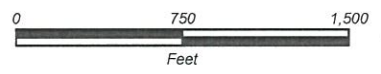
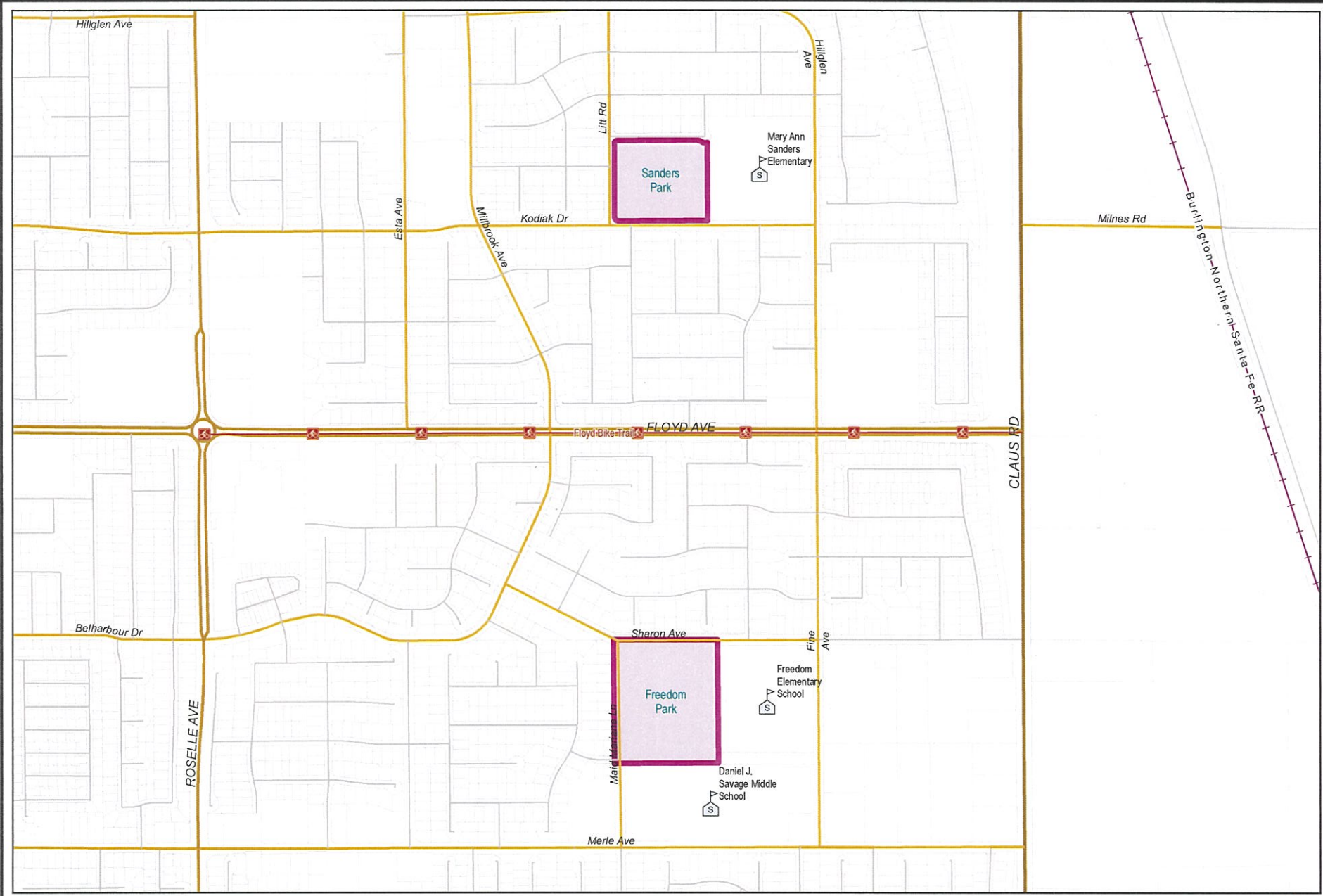
Proj Stat: Project is is design stage.

Revenues	Budget	Actuals+Commit	Available	Prop. Inc./Dec. for 18-19	Bud + Prop. Incr/Decr	Avail.+ Prop. Incr/Decr	19-20	20-21	21-22	22-23	Total Budgeted up to 2023
42110 Intergov - State - CA Department of Transportation	442,650	8,988	433,662	0	442,650	433,662	0	0	0	0	442,650
61520 Transfer In from Fund 1520	878,391	6,166	872,225	0	878,391	872,225	0	0	0	0	878,391
63460 Transfer In from Fund 3460	0	0	0	0	0	0	0	0	0	0	0
Revenue Totals:	1,321,041	15,154	1,305,887	0	1,321,041	1,305,887	0	0	0	0	1,321,041

Expenditures	Budget	Actual+Commit	Available	Prop. Inc./Dec. for 18-19	Budget+Prop. Inc./Dec.	Avail.+Prop. Inc./Dec.	19-20	20-21	21-22	22-23	Total Budgeted up to 2023
CON Construction	682,793	0	682,793	0	682,793	682,793	0	0	0	0	682,793
EDA Eng/Design/Admin	500,000	19,318	480,682	0	500,000	480,682	0	0	0	0	500,000
Expenditure Totals:	1,182,793	19,318	1,163,475	0	1,182,793	1,163,475	0	0	0	0	1,182,793

Fund Balance Required	Budget+Prop. Inc./Dec.	Available+Prop. Inc./Dec.
Capital Grants - CIP Projects-3140	-138,248	-142,412

59



City of Modesto

Project #: 100892

CED - Sanders and Freedom Neighborhood Parks Renovation Project



City of Modesto: 2018-23 Capital Improvement Program

CED - Sanders and Freedom Neighborhood Parks Renovation Project

100892

Capital Un-sponsored

Cost Center: 14999 *Category:* Parks System *Start Date:* 2015
Hosting Fund: Village One #2 CFD Fund-3290 *Type Class:* CFD Parks *End Date:* 2018
Element Listing: Env Rsrchs & Opn Spcs *Area:* Village One *Status:* Active
Classification: Replacement *Manager:* Houx, Nathan G *Const. Code:* New or Future

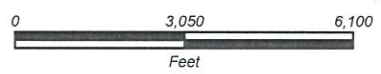
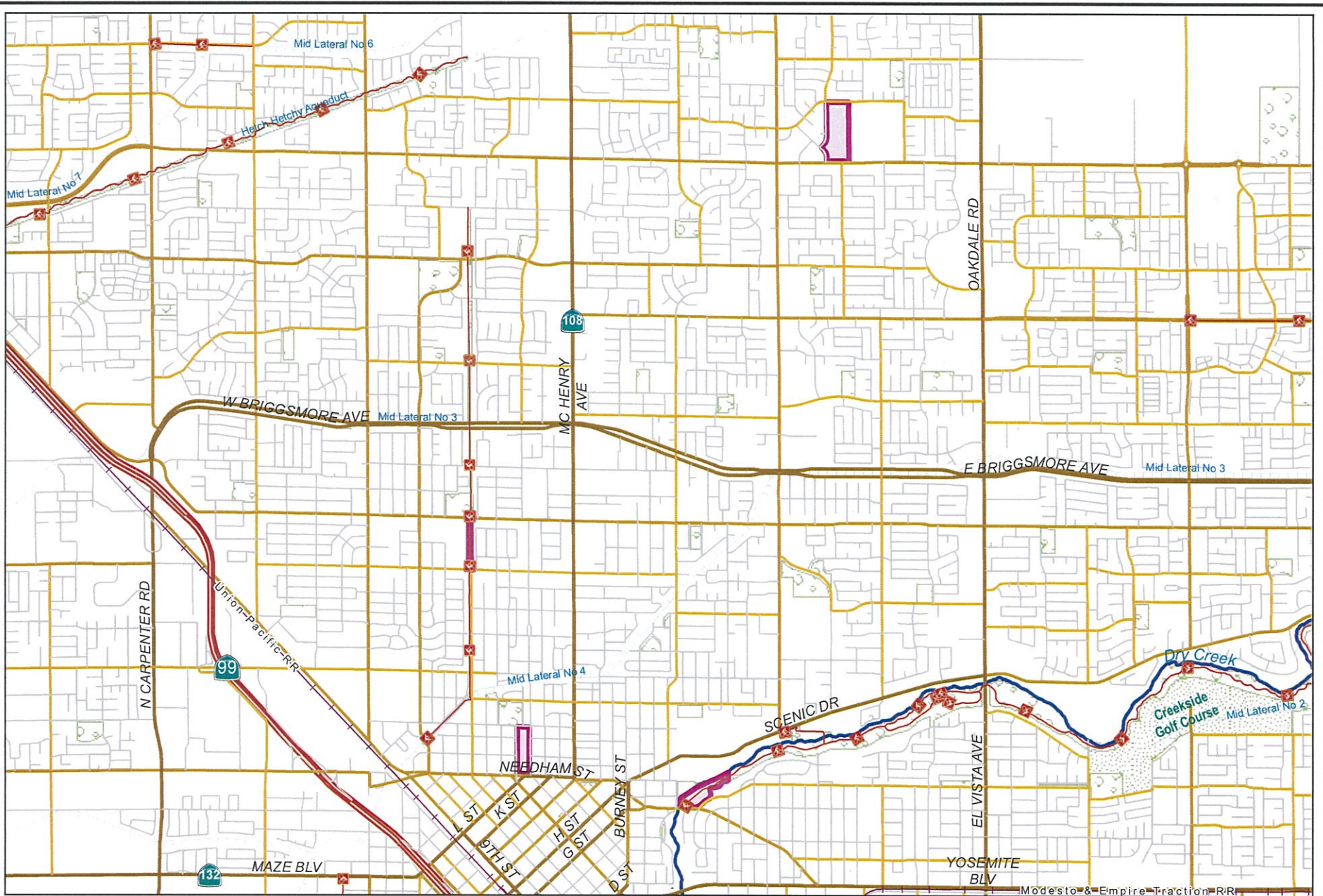
Proj Desc: Playground improvements at Freedom and Sanders Park will replace current play equipment and site furnishings that are outdated or worn out. In addition, the existing rubber surfacing will be upgraded to a newer, longer-lasting play surfacing.

Proj Stat: Project is Active and close to completion. Project will be closed in 2018.

Revenues	Budget	Actuals+Commit	Available	Prop. Inc./Dec. for 18-19	Bud + Prop. Incr/Decr	Avail.+ Prop. Incr/Decr	19-20	20-21	21-22	22-23	Total Budgeted up to 2023
63200 Transfer In from Fund 3200	153,550	153,550	0	0	153,550	0	0	0	0	0	153,550
Revenue Totals:	153,550	153,550	0	0	153,550	0	0	0	0	0	153,550

Expenditures	Budget	Actual+Commit	Available	Prop. Inc./Dec. for 18-19	Budget+Prop. Inc./Dec.	Avail.+Prop. Inc./Dec.	19-20	20-21	21-22	22-23	Total Budgeted up to 2023
CA Construction Admin	23,826	4,863	18,963	0	23,826	18,963	0	0	0	0	23,826
CON Construction	397,101	397,101	0	0	397,101	0	0	0	0	0	397,101
CTGY-CIP Contingency - CIP	29,783	0	29,783	0	29,783	29,783	0	0	0	0	29,783
EDA Eng/Design/Admin	39,013	35,425	3,588	0	39,013	3,588	0	0	0	0	39,013
Expenditure Totals:	489,723	437,389	52,335	0	489,723	52,335	0	0	0	0	489,723

Fund Balance Required	Budget+Prop. Inc./Dec.	Available+Prop. Inc./Dec.
Village One #2 CFD Fund-3290	336,173	52,335



City of Modesto

Project #: 100911

CED - Various Parks Partners Projects 2016



City of Modesto: 2018-23 Capital Improvement Program

CED - Various Parks Partners Projects 2016

100911

Capital Un-sponsored

Cost Center: 14999 *Category:* Parks System *Start Date:* 2015
Hosting Fund: Parks Fund-3130 *Type Class:* General Improvements *End Date:* 2019
Element Listing: Comm Dev *Area:* Within City *Status:* Active
Classification: Improvements *Manager:* Houx, Nathan G *Const. Code:* New or Future

Proj Desc: This project will house all Park Partner's projects. Tasks are being utilized to track each projects revenue and expenses. The potential projects are tentative and are listed in the expense budget.

Proj Stat: Ongoing - Projects are identified and reviewed as volunteer organizations come forward.


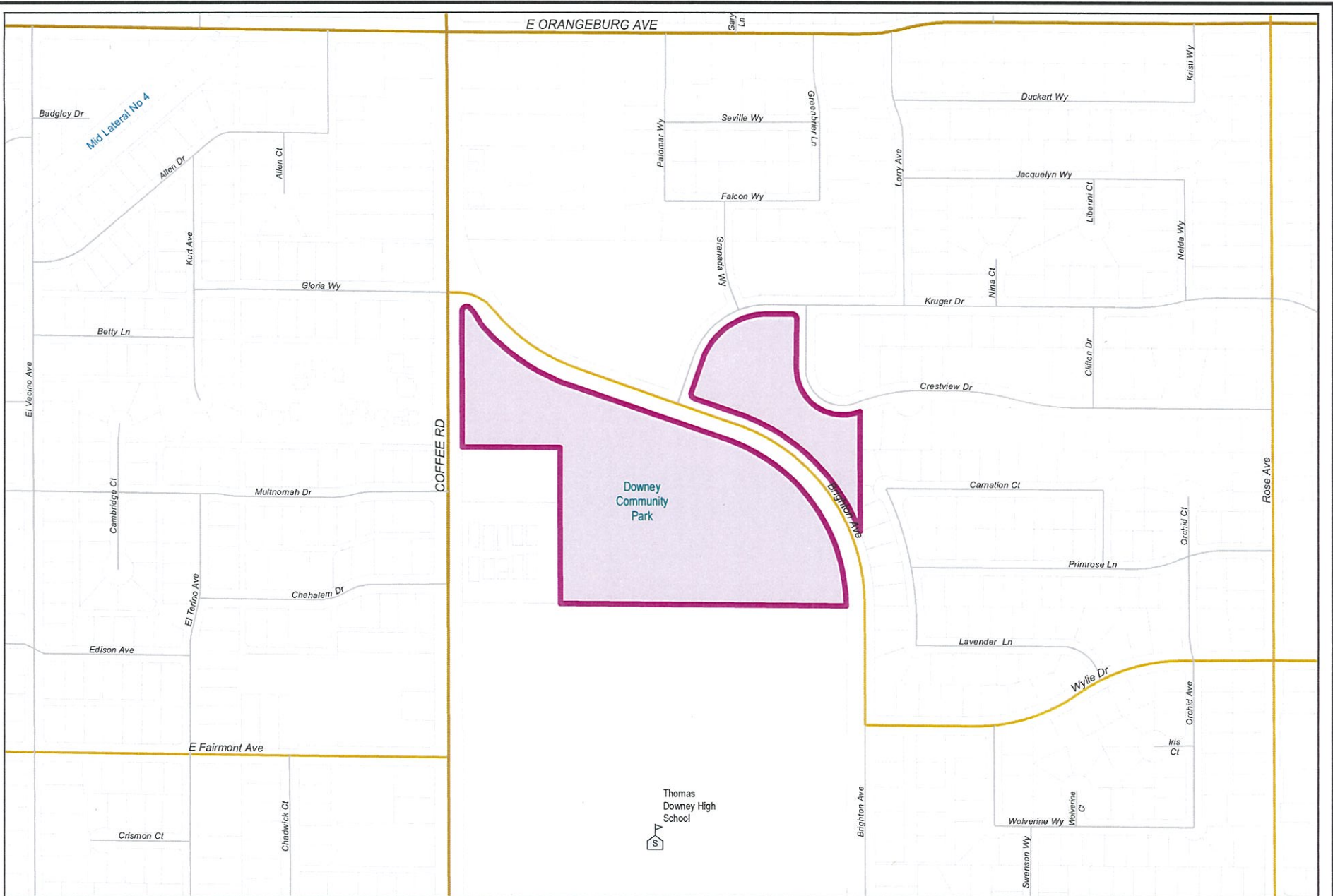
Revenues	Budget	Actuals+Commit	Available	Prop. Inc./Dec. for 18-19	Bud + Prop. Incr/Decr	Avail.+ Prop. Incr/Decr	19-20	20-21	21-22	22-23	Total Budgeted up to 2023
47005 Miscellaneous Revenue	49,290	60,646	-11,356	0	49,290	-11,356	0	0	0	0	49,290
Revenue Totals:	49,290	60,646	-11,356	0	49,290	-11,356	0	0	0	0	49,290

Expenditures	Budget	Actual+Commit	Available	Prop. Inc./Dec. for 18-19	Budget+Prop. Inc./Dec.	Avail.+Prop. Inc./Dec.	19-20	20-21	21-22	22-23	Total Budgeted up to 2023
Beardbrook Park Train CA BB Train-CA	5,000	83	4,917	0	5,000	4,917	0	0	0	0	5,000
Beardbrook Park Train CCF BB Train-CCF	5,000	0	5,000	0	5,000	5,000	0	0	0	0	5,000
Beardbrook Park Train EDA BB Train-EDA	5,000	5,250	-250	0	5,000	-250	0	0	0	0	5,000
Bellenita Soccer-EDA Bellenita Soccer-EDA	0	6,398	-6,398	0	0	-6,398	0	0	0	0	0
Bellenita Soccer-ENV Bellenita Soccer ENV	0	8,555	-8,555	0	0	-8,555	0	0	0	0	0
BP Playground-EDA BP Play-EDA	0	0	0	0	0	0	0	0	0	0	0
Cath Everet Court-CCF CEveret Court-CCF	2,000	0	2,000	0	2,000	2,000	0	0	0	0	2,000
Cath Everet Court-EDA CEveret Court-EDA	2,000	60	1,940	0	2,000	1,940	0	0	0	0	2,000
East La Loma Play-CCF East La Loma-CCF	5,000	0	5,000	0	5,000	5,000	0	0	0	0	5,000
East La Loma Play-CON East La Loma-CON	10,000	0	10,000	0	10,000	10,000	0	0	0	0	10,000
East La Loma Play-EDA East La Loma-EDA	5,000	1,057	3,943	0	5,000	3,943	0	0	0	0	5,000
Garrison Park Improve-CON GP Improve-CON	6,000	4,588	1,412	0	6,000	1,412	0	0	0	0	6,000
Garrison Park Improve-EDA GP Improve-EDA	2,000	2,396	-396	0	2,000	-396	0	0	0	0	2,000
Gen. Parks Partners-CTGY General PP-CTGY	271,662	0	271,662	0	271,662	271,662	0	0	0	0	271,662
Graceda Park Pool-CON Graceda Pool-CON	2,000	0	2,000	0	2,000	2,000	0	0	0	0	2,000
Graceda Park Pool-EDA Graceda Pool-EDA	5,000	2,913	2,087	0	5,000	2,087	0	0	0	0	5,000
John Thurman Improve-CON John Thurman-CON	2,784	2,784	0	0	2,784	0	0	0	0	0	2,784
Mancini Bowl-CON Mancini-CON	0	0	0	0	0	0	0	0	0	0	0

Mancini Bowl-EDA Mancini-EDA	15,000	10,295	4,705	0	15,000	4,705	0	0	0	0	15,000
McHenry Mansion-CON McHenry Mansion-CON	18,000	18,000	0	0	18,000	0	0	0	0	0	18,000
Orchard Park Improve-CON OP Improve-CON	5,000	1,543	3,457	0	5,000	3,457	0	0	0	0	5,000
Orchard Park Improve-EDA OP Improve-EDA	2,000	1,738	262	0	2,000	262	0	0	0	0	2,000
Pavilion VC-CON Pavilion VC-CON	0	0	0	0	0	0	0	0	0	0	0
Sand Volley BP-CCF Sand Volley BP-CCF	0	0	0	0	0	0	0	0	0	0	0
Sand Volley BP-CON Sand Volley BP-CON	0	0	0	0	0	0	0	0	0	0	0
Sand Volley BP-EDA Sand Volley BP-EDA	0	0	0	0	0	0	0	0	0	0	0
VC Fitness Equip-CCF VC Fitness Equip-CCF	2,000	0	2,000	0	2,000	2,000	0	0	0	0	2,000
VC Fitness Equip-EDA VC Fit Equip-EDA	2,000	1,323	677	0	2,000	677	0	0	0	0	2,000
<hr/>											
Expenditure Totals:	372,446	66,982	305,464	0	372,446	305,464	0	0	0	0	372,446

Fund Balance Required	Budget+Prop. Inc./Dec.	Available+Prop. Inc./Dec.
Parks Fund-3130	323,156	316,821

THIS PAGE LEFT BLANK
INTENTIONALLY



City of Modesto

Project #: 100922

CED - Downey Shade Structure Replacement



City of Modesto: 2018-23 Capital Improvement Program

CED - Downey Shade Structure Replacement

100922

Capital Un-sponsored

<i>Cost Center:</i> 14999	<i>Category:</i> Parks System	<i>Start Date:</i> 2016
<i>Hosting Fund:</i> Parks Fund-3130	<i>Type Class:</i> General Improvements	<i>End Date:</i> 2019
<i>Element Listing:</i> Comm Dev	<i>Area:</i> Within City	<i>Status:</i> Active
<i>Classification:</i> Replacement	<i>Manager:</i> Houx, Nathan G	<i>Const. Code:</i> New or Future

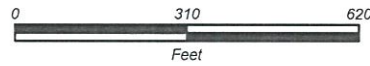
Proj Desc: This project will demolish the existing shade structure at Downey Park and construct a replacement shade structure in its place. The project will include the following tasks; demolition of concrete pad & wood shade structure; construction of new concrete surface area as well as a new, metal shade structure. Site amenities may include the installation of additional picnic tables as well as safety lighting.

Proj Stat: Project was approved by Council on March 8, 2016. Construction expected to begin Fall 2018.

Revenues	Budget	Actuals+Commit	Available	Prop. Inc./Dec. for 18-19	Bud + Prop. Incr/Decr	Avail.+ Prop. Incr/Decr	19-20	20-21	21-22	22-23	Total Budgeted up to 2023
65800 Transfer In from Fund 5800	200,000	200,000	0	0	200,000	0	0	0	0	0	200,000
Revenue Totals:	200,000	200,000	0	0	200,000	0	0	0	0	0	200,000

Expenditures	Budget	Actual+Commit	Available	Prop. Inc./Dec. for 18-19	Budget+Prop. Inc./Dec.	Avail.+Prop. Inc./Dec.	19-20	20-21	21-22	22-23	Total Budgeted up to 2023
CON Construction	210,000	0	210,000	0	210,000	210,000	0	0	0	0	210,000
CTGY-CIP Contingency - CIP	20,000	0	20,000	0	20,000	20,000	0	0	0	0	20,000
EDA Eng/Design/Admin	20,000	18,623	1,377	0	20,000	1,377	0	0	0	0	20,000
Expenditure Totals:	250,000	18,623	231,377	0	250,000	231,377	0	0	0	0	250,000

Fund Balance Required	Budget+Prop. Inc./Dec.	Available+Prop. Inc./Dec.
Parks Fund-3130	50,000	231,377



City of Modesto

Project #: 100984

PRN - Awesome Spot Playground at Beyer Park



City of Modesto: 2018-23 Capital Improvement Program

PRN - Awesome Spot Playground at Beyer Park

100984

Capital Un-sponsored

Cost Center: 39999 *Category:* Parks System *Start Date:* 2016
Hosting Fund: Parks Fund-3130 *Type Class:* Miscellaneous *End Date:* 2019
Element Listing: Comm Svcs & Fac *Area:* Within City *Status:* Active
Classification: Replacement *Manager:* Houx, Nathan G *Const. Code:* New or Future

Proj Desc: The project will design and construct an inclusive playground at Beyer Community Park. The project will likely have grant funds and donated revenue.

Proj Stat: Planning and Fundraising stage

Revenues	Budget	Actuals+Commit	Available	Prop. Inc./Dec. for 18-19	Bud + Prop. Incr/Decr	Avail.+ Prop. Incr/Decr	19-20	20-21	21-22	22-23	Total Budgeted up to 2023
47031 Miscellaneous Donations/Contribution - Non- Intergov	500	7,748	-7,248	0	500	-7,248	0	0	0	0	500
Revenue Totals:	500	7,748	-7,248	0	500	-7,248	0	0	0	0	500

Expenditures	Budget	Actual+Commit	Available	Prop. Inc./Dec. for 18-19	Budget+Prop. Inc./Dec.	Avail.+Prop. Inc./Dec.	19-20	20-21	21-22	22-23	Total Budgeted up to 2023
CON Construction	500	0	500	0	500	500	0	0	0	0	500
EDA Eng/Design/Admin	14,000	11,297	2,703	0	14,000	2,703	0	0	0	0	14,000
ENV CIP - Environmental	1,000	0	1,000	0	1,000	1,000	0	0	0	0	1,000
Expenditure Totals:	15,500	11,297	4,203	0	15,500	4,203	0	0	0	0	15,500

Fund Balance Required	Budget+Prop. Inc./Dec.	Available+Prop. Inc./Dec.
Parks Fund-3130	15,000	11,451



City of Modesto

Project #: 100989

PRN - Garrison Neighborhood Park Renovation



City of Modesto: 2018-23 Capital Improvement Program

PRN - Garrison Neighborhood Park Renovation

100989

Capital Un-sponsored

Cost Center: 39999 *Category:* Parks System *Start Date:* 2017
Hosting Fund: Capital Grants - Parks CIP Projects-3150 *Type Class:* General Improvements *End Date:* 2019
Element Listing: Comm Svcs & Fac *Area:* Within City *Status:* Active
Classification: Improvements *Manager:* Houx, Nathan G *Const. Code:* New or Future

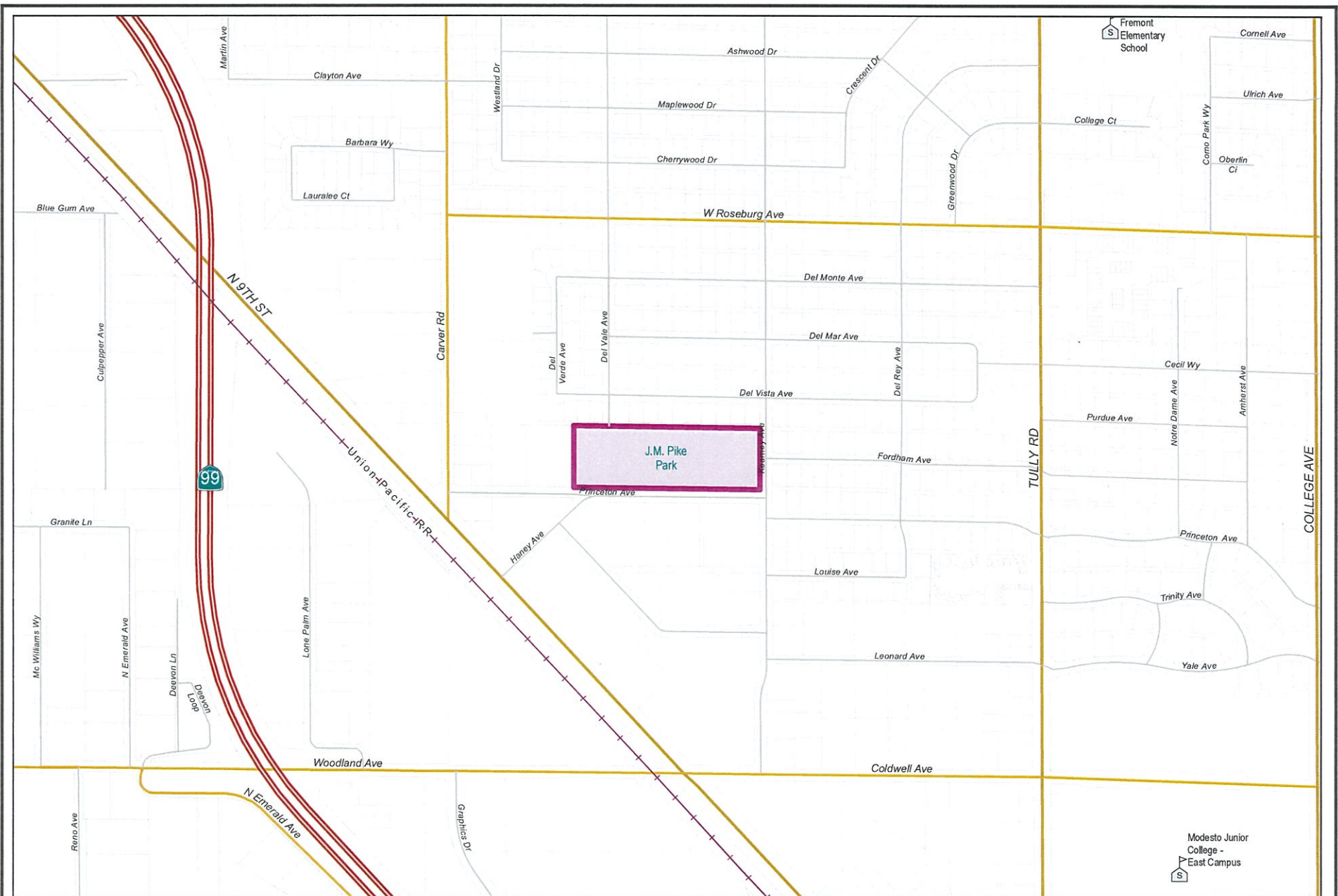
Proj Desc: The project will comprise of the design, bidding and construction for the renovation of a portion of Garrison Neighborhood Park. The project may include irrigation, site furnishings, restrooms, turf removal and installation, park lighting and concrete work.

Proj Stat: Project is active with construction anticipated to be completed June 2018.

Revenues	Budget	Actuals+Commit	Available	Prop. Inc./Dec. for 18-19	Bud + Prop. Incr/Decr	Avail.+ Prop. Incr/Decr	19-20	20-21	21-22	22-23	Total Budgeted up to 2023
42145 Intergov - State - Housing and Community Development - Housing Policy Development	43,470	0	43,470	0	43,470	43,470	0	0	0	0	43,470
63130 Transfer In from Fund 3130	4,000	0	4,000	0	4,000	4,000	0	0	0	0	4,000
Revenue Totals:	47,470	0	47,470	0	47,470	47,470	0	0	0	0	47,470

Expenditures	Budget	Actual+Commit	Available	Prop. Inc./Dec. for 18-19	Budget+Prop. Inc./Dec.	Avail.+Prop. Inc./Dec.	19-20	20-21	21-22	22-23	Total Budgeted up to 2023
CA Construction Admin	2,521	0	2,521	0	2,521	2,521	0	0	0	0	2,521
CON Construction	21,012	0	21,012	0	21,012	21,012	0	0	0	0	21,012
CTGY-CIP Contingency - CIP	5,937	0	5,937	0	5,937	5,937	0	0	0	0	5,937
EDA Eng/Design/Admin	18,000	10,436	7,564	0	18,000	7,564	0	0	0	0	18,000
Expenditure Totals:	47,470	10,436	37,034	0	47,470	37,034	0	0	0	0	47,470

Fund Balance Required	Budget+Prop. Inc./Dec.	Available+Prop. Inc./Dec.
Capital Grants - Parks CIP Projects-3150	0	-10,436



City of Modesto
 Project #: 100995
 PRN - Pike Neighborhood Park Renovation



City of Modesto: 2018-23 Capital Improvement Program

PRN - Pike Neighborhood Park Renovation

100995

Capital Un-sponsored

<i>Cost Center:</i> 39999	<i>Category:</i> Parks System	<i>Start Date:</i> 2017
<i>Hosting Fund:</i> Capital Grants - Parks CIP Projects-3150	<i>Type Class:</i> General Improvements	<i>End Date:</i> 2019
<i>Element Listing:</i> Comm Svcs & Fac	<i>Area:</i> Within City	<i>Status:</i> Active
<i>Classification:</i> Improvements	<i>Manager:</i> Houx, Nathan G	<i>Const. Code:</i> New or Future


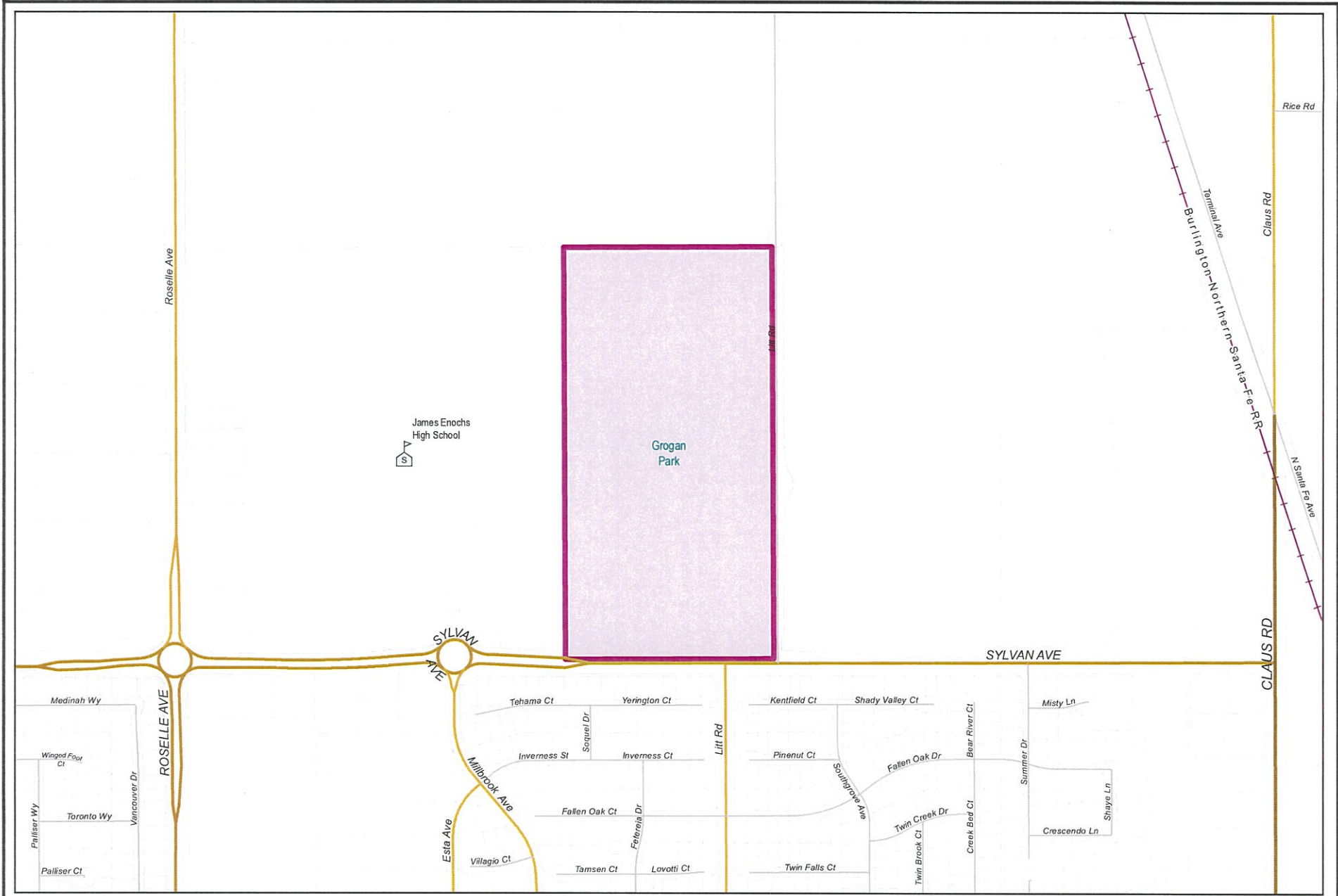
Proj Desc: The project will comprise of the design, bidding and construction for the renovation of a portion of Pike Neighborhood Park. The project may include irrigation, site furnishings, restrooms, turf removal and installation, park lighting, basketball court and concrete work.

Proj Stat: Project is active with construction anticipated to be completed June 2018.

Revenues	Budget	Actuals+Commit	Available	Prop. Inc./Dec. for 18-19	Bud + Prop. Incr/Decr	Avail.+ Prop. Incr/Decr	19-20	20-21	21-22	22-23	Total Budgeted up to 2023
42145 Intergov - State - Housing and Community Development - Housing Policy Development	738,680	0	738,680	0	738,680	738,680	0	0	0	0	738,680
63130 Transfer In from Fund 3130	36,000	0	36,000	0	36,000	36,000	0	0	0	0	36,000
Revenue Totals:	774,680	0	774,680	0	774,680	774,680	0	0	0	0	774,680

Expenditures	Budget	Actual+Commit	Available	Prop. Inc./Dec. for 18-19	Budget+Prop. Inc./Dec.	Avail.+Prop. Inc./Dec.	19-20	20-21	21-22	22-23	Total Budgeted up to 2023
CA Construction Admin	56,619	0	56,619	0	56,619	56,619	0	0	0	0	56,619
CON Construction	629,104	0	629,104	0	629,104	629,104	0	0	0	0	629,104
CTGY-CIP Contingency - CIP	50,957	0	50,957	0	50,957	50,957	0	0	0	0	50,957
EDA Eng/Design/Admin	38,000	15,939	22,061	0	38,000	22,061	0	0	0	0	38,000
Expenditure Totals:	774,680	15,939	758,741	0	774,680	758,741	0	0	0	0	774,680

Fund Balance Required	Budget+Prop. Inc./Dec.	Available+Prop. Inc./Dec.
Capital Grants - Parks CIP Projects-3150	0	-15,939



City of Modesto

Project #: 101017

PRN - Mary E. Grogan Community Park - Phase 2



City of Modesto: 2018-23 Capital Improvement Program

PRN - Mary E. Grogan Community Park - Phase 2

101017

Capital Un-sponsored

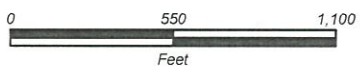
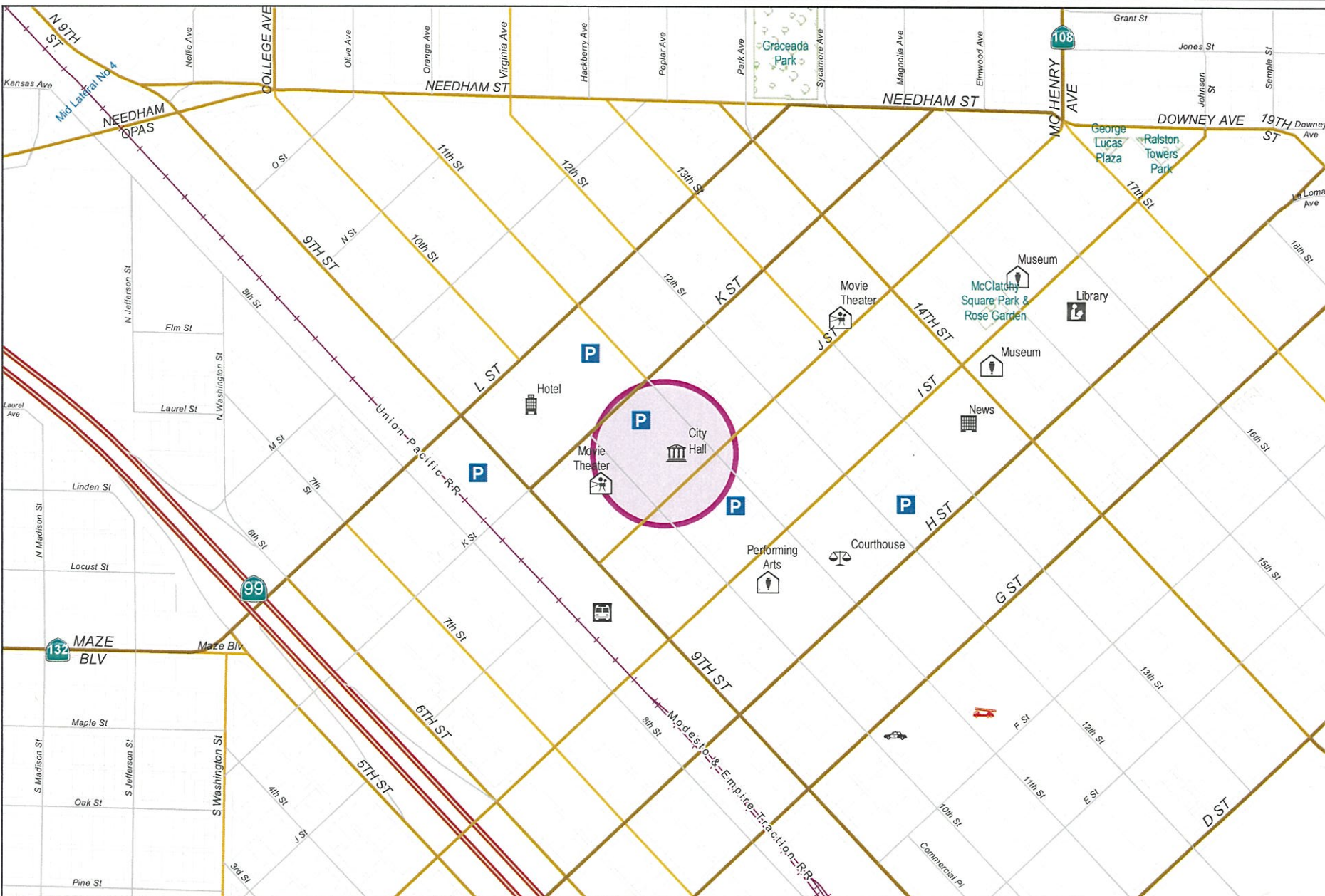
<i>Cost Center:</i> 39999	<i>Category:</i> Parks System	<i>Start Date:</i> 2017
<i>Hosting Fund:</i> Parks Capital Facility Fee Fund-3460	<i>Type Class:</i> CFF Construction	<i>End Date:</i> 2020
<i>Element Listing:</i> Comm Svcs & Fac	<i>Area:</i> Village One	<i>Status:</i> New
<i>Classification:</i> Improvements	<i>Manager:</i> Houx, Nathan G	<i>Const. Code:</i> New or Future

Proj Desc: The project will comprise of the design, bidding and construction of Phase 2 of Mary E. Grogan Community Park. The project will include completion of the rest of the community park portion of the project which will include grading, drainage, irrigation, landscaping, sidewalks, play area, shade structure, drinking fountains, picnic tables, benches, security lighting and other park amenities.

Proj Stat: Work on project to begin in 2018.

Expenditures	Budget	Actual+Commit	Available	Prop. Inc./Dec. for 18-19	Budget+Prop. Inc./Dec.	Avail.+Prop. Inc./Dec.	19-20	20-21	21-22	22-23	Total Budgeted up to 2023
CA Construction Admin	150,000	0	150,000	0	150,000	150,000	0	0	0	0	150,000
CON Construction	1,500,000	0	1,500,000	0	1,500,000	1,500,000	0	0	0	0	1,500,000
CTGY-CIP Contingency - CIP	150,000	0	150,000	0	150,000	150,000	0	0	0	0	150,000
EDA Eng/Design/Admin	150,000	0	150,000	0	150,000	150,000	0	0	0	0	150,000
Expenditure Totals:	1,950,000	0	1,950,000	0	1,950,000	1,950,000	0	0	0	0	1,950,000

Fund Balance Required	Budget+Prop. Inc./Dec.	Available+Prop. Inc./Dec.
Parks Capital Facility Fee Fund-3460	1,950,000	1,950,000



City of Modesto

Project #: 101051

PRN - PerfectMind Rec Software



City of Modesto: 2018-23 Capital Improvement Program

PRN - PerfectMind Rec Software

101051

Capital Un-sponsored

Cost Center: 39999 Category: Parks System Start Date: 2017
 Hosting Fund: Parks Fund-3130 Type Class: Information Technology End Date: 2018
 Element Listing: Comm Dev Area: Within City Status: Active
 Classification: Replacement Manager: Paladini, David J Const. Code: New or Future

Proj Desc: Acquisition, implementation, installation training PRND hardware upgrades and finance software integration of a new recreation software PerfectMind. This project will hold the FY 16-17 funding dedicated to the project.

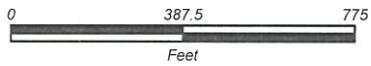
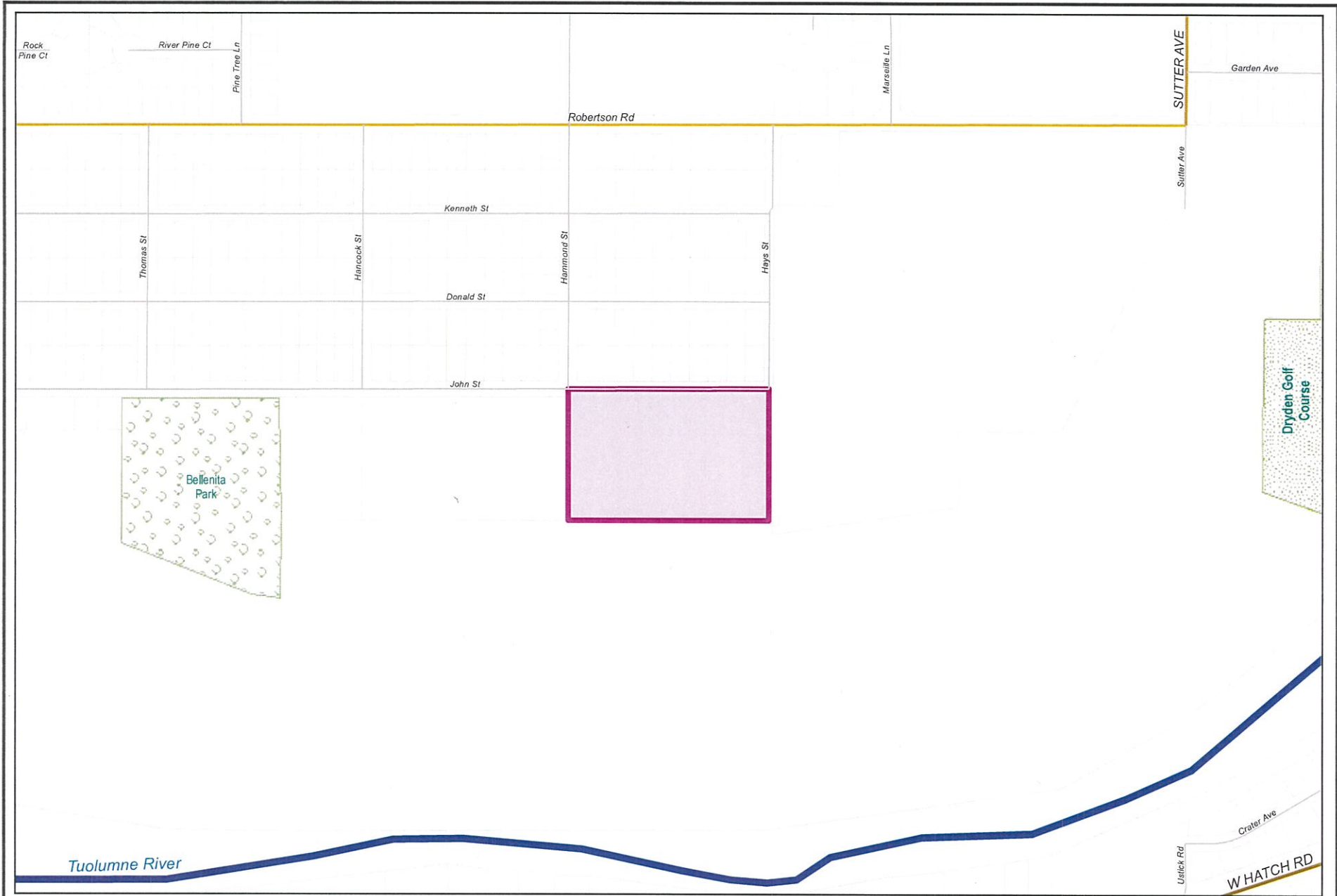
Proj Stat: Project is active and software is being implemented.

77

Revenues	Budget	Actuals+Commit	Available	Prop. Inc./Dec. for 18-19	Bud + Prop. Incr/Decr	Avail. + Prop. Incr/Decr	19-20	20-21	21-22	22-23	Total Budgeted up to 2023
60100 Transfer In from Fund 0100	70,000	70,000	0	0	70,000	0	0	0	0	0	70,000
Revenue Totals:	70,000	70,000	0	0	70,000	0	0	0	0	0	70,000

Expenditures	Budget	Actual+Commit	Available	Prop. Inc./Dec. for 18-19	Budget+Prop. Inc./Dec.	Avail.+Prop. Inc./Dec.	19-20	20-21	21-22	22-23	Total Budgeted up to 2023
CC Consultant Charges	53,000	47,242	5,758	0	53,000	5,758	0	0	0	0	53,000
OC Other Cost - CIP	17,000	0	17,000	0	17,000	17,000	0	0	0	0	17,000
Expenditure Totals:	70,000	47,242	22,758	0	70,000	22,758	0	0	0	0	70,000

Fund Balance Required	Budget+Prop. Inc./Dec.	Available+Prop. Inc./Dec.
Parks Fund-3130	0	22,758



City of Modesto

Project #: 101061

PRN - TRRP Carpenter Road Area Soccer Complex



City of Modesto: 2018-23 Capital Improvement Program

PRN - TRRP Carpenter Road Area Soccer Complex

101061

Capital Un-sponsored

Cost Center: 89999 *Category:* Parks System *Start Date:* 2017
Hosting Fund: JPA - TRRP Special Revenue Fund - CIP-6710 *Type Class:* General Improvements *End Date:* 2019
Element Listing: Env RsrCs & Opn Spcs *Area:* Within City *Status:* New
Classification: Improvements *Manager:* Houx, Nathan G *Const. Code:* New or Future

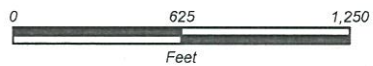
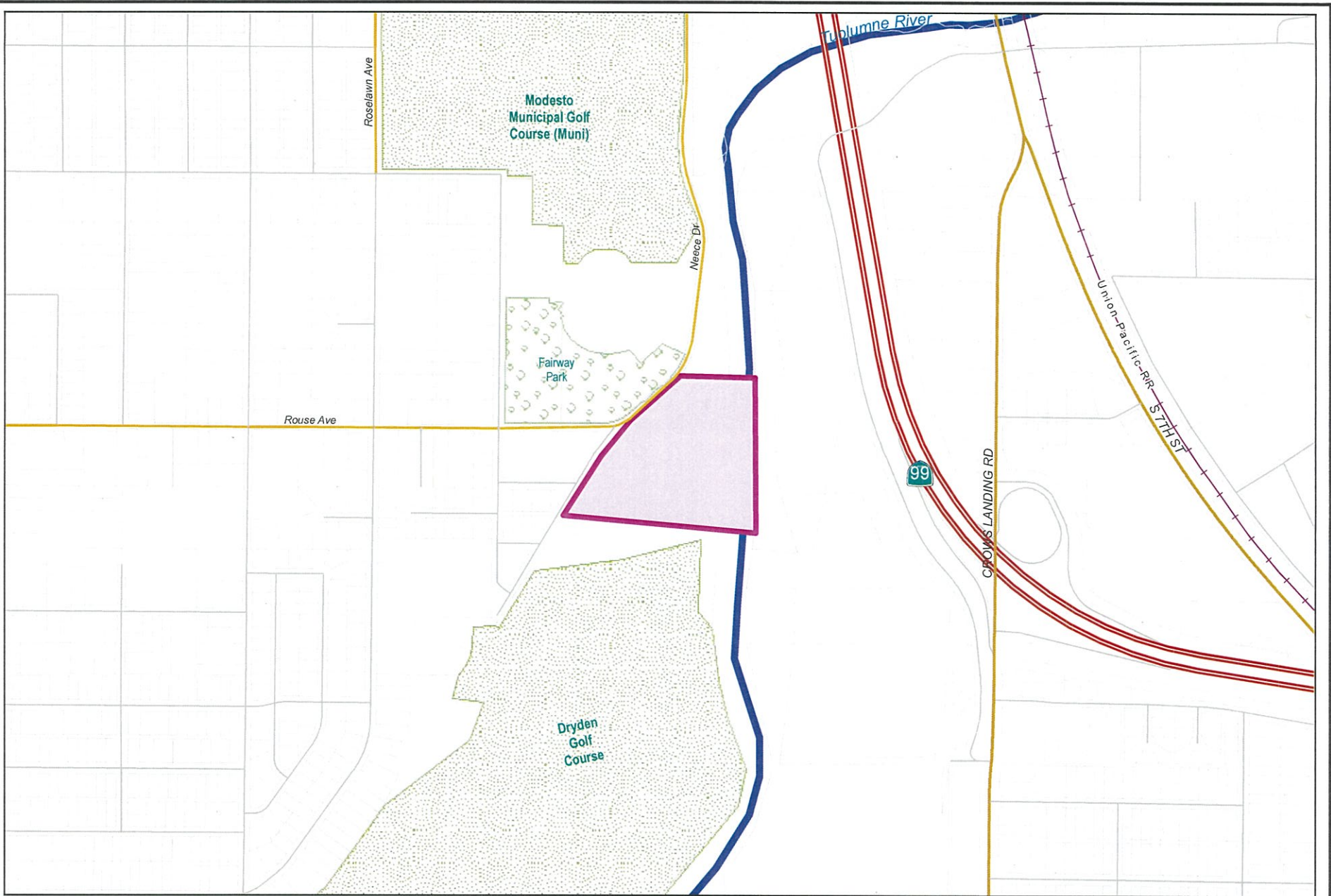
Proj Desc: This project will fund the design, bidding and development of three soccer fields, parking lot, security lighting, fencing, landscape and irrigation at the Carpenter Road Area Soccer Complex to the east of Bellenita park and Northwest of the Sutter Primary Treatment Plant.

Proj Stat:

Revenues	Budget	Actuals+Commit	Available	Prop. Inc./Dec. for 18-19	Bud + Prop. Incr/Decr	Avail.+ Prop. Incr/Decr	19-20	20-21	21-22	22-23	Total Budgeted up to 2023
42201 Intergov - State - Natural Resources Agency	1,000,000	0	1,000,000	0	1,000,000	1,000,000	0	0	0	0	1,000,000
63130 Transfer In from Fund 3130	35,000	0	35,000	0	35,000	35,000	0	0	0	0	35,000
Revenue Totals:	1,035,000	0	1,035,000	0	1,035,000	1,035,000	0	0	0	0	1,035,000

Expenditures	Budget	Actual+Commit	Available	Prop. Inc./Dec. for 18-19	Budget+Prop. Inc./Dec.	Avail.+Prop. Inc./Dec.	19-20	20-21	21-22	22-23	Total Budgeted up to 2023
CA Construction Admin	45,500	0	45,500	0	45,500	45,500	0	0	0	0	45,500
CON Construction	909,000	0	909,000	0	909,000	909,000	0	0	0	0	909,000
CTGY-CIP Contingency - CIP	45,500	0	45,500	0	45,500	45,500	0	0	0	0	45,500
EDA Eng/Design/Admin	25,000	0	25,000	0	25,000	25,000	0	0	0	0	25,000
ENV CIP - Environmental	10,000	0	10,000	0	10,000	10,000	0	0	0	0	10,000
Expenditure Totals:	1,035,000	0	1,035,000	0	1,035,000	1,035,000	0	0	0	0	1,035,000

Fund Balance Required	Budget+Prop. Inc./Dec.	Available+Prop. Inc./Dec.
JPA - TRRP Special Revenue Fund - CIP-6710	0	0



City of Modesto

Project #: 101071

PRN - TRRP Neece Drive Boat Launch



City of Modesto: 2018-23 Capital Improvement Program

PRN - TRRP Neece Drive Boat Launch

101071

Capital Un-sponsored

<i>Cost Center:</i> 89999	<i>Category:</i> Parks System	<i>Start Date:</i> 2018
<i>Hosting Fund:</i> JPA - TRRP Special Revenue Fund - CIP-6710	<i>Type Class:</i> General Improvements	<i>End Date:</i> 2020
<i>Element Listing:</i> Env Rsracs & Opn Spcs	<i>Area:</i> Within City	<i>Status:</i> New
<i>Classification:</i> Improv	<i>Manager:</i> Houx, Nathan G	<i>Const. Code:</i> New or Future

Proj Desc: This project will fund the design, permitting, bidding and development of a non-motorized boat launch, concrete pathways, parking area, security lighting post and cable fencing and landscaping at the TRRP Neece Drive Boat Launch locate along Neece Drive north of Dryden Golf Course.

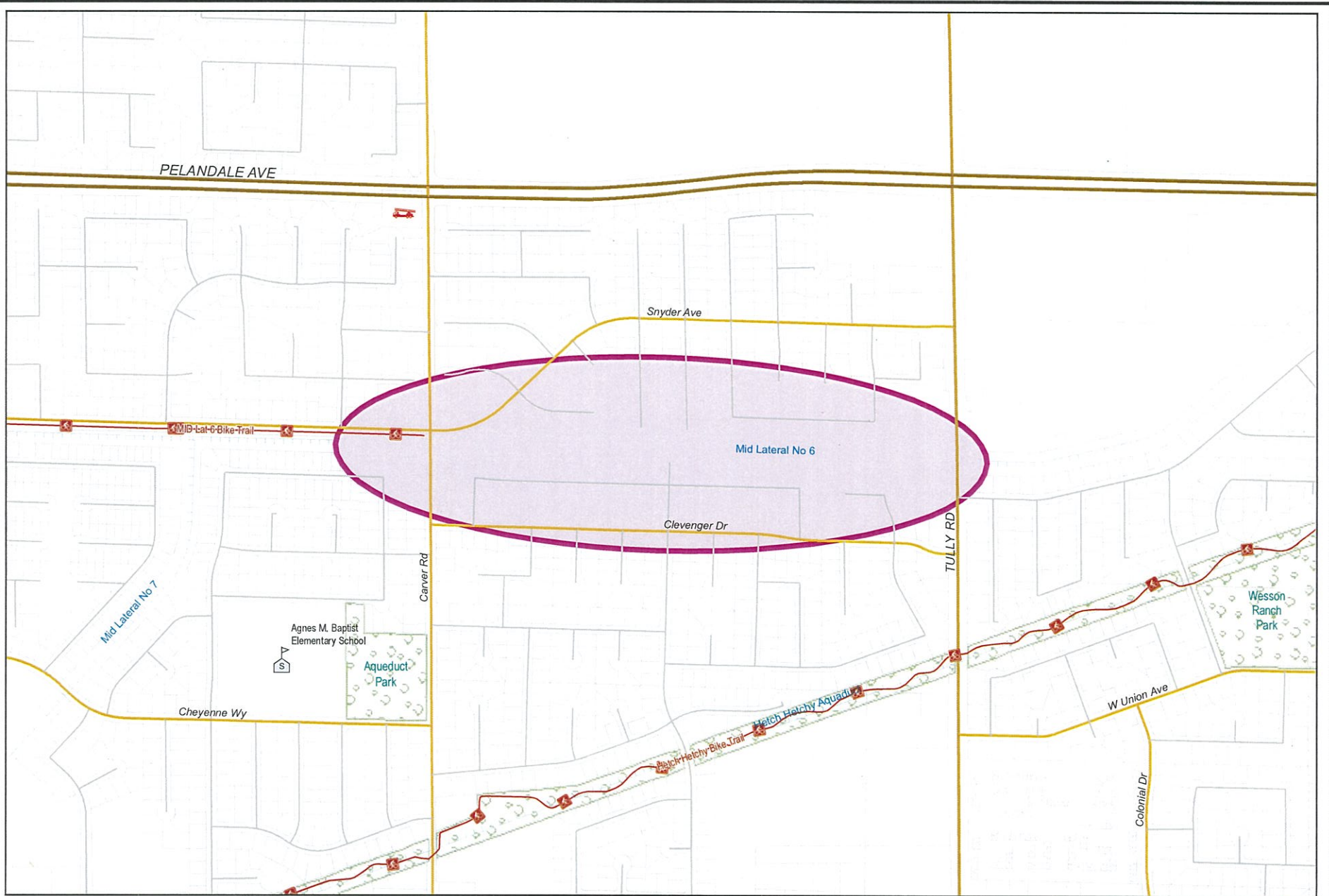
Proj Stat:

Revenues	Budget	Actuals+Commit	Available	Prop. Inc./Dec. for 18-19	Bud + Prop. Incr/Decr	Avail.+ Prop. Incr/Decr	19-20	20-21	21-22	22-23	Total Budgeted up to 2023
42201 Intergov - State - Natural Resources Agency	780,000	0	780,000	0	780,000	780,000	0	0	0	0	780,000
Revenue Totals:	780,000	0	780,000	0	780,000	780,000	0	0	0	0	780,000

Expenditures	Budget	Actual+Commit	Available	Prop. Inc./Dec. for 18-19	Budget+Prop. Inc./Dec.	Avail.+Prop. Inc./Dec.	19-20	20-21	21-22	22-23	Total Budgeted up to 2023
CA Construction Admin	50,750	0	50,750	0	50,750	50,750	0	0	0	0	50,750
CON Construction	563,750	0	563,750	0	563,750	563,750	0	0	0	0	563,750
Contingency - CIP	51,500	0	51,500	0	51,500	51,500	0	0	0	0	51,500
EDA ENG/Design/Admin	139,000	0	139,000	0	139,000	139,000	0	0	0	0	139,000
Expenditure Totals:	805,000	0	805,000	0	805,000	805,000	0	0	0	0	805,000

Fund Balance Required	Budget+Prop. Inc./Dec.	Available+Prop. Inc./Dec.
JPA - TRRP Special Revenue Fund - CIP-6710	25,000	25,000

81



City of Modesto

Project #: 101073

CED - Carver/Bangs Pelandale/Snyder Bike Trail System - CAP



City of Modesto: 2018-23 Capital Improvement Program

CED - Carver/Bangs Pelandale/Snyder Bike Trail System - CAP

101073

Capital Un-sponsored

Cost Center: 14999 **Category:** Parks System **Start Date:** 2011
Hosting Fund: Pelandale/Snyder CFD Fund - Capital Fund **Type Class:** CFF Construction **End Date:**
Element Listing: Comm Svcs & Fac **Area:** Pelandale-Snyder **Status:** Active
Classification: Improv **Manager:** Soares, Phillip **Const. Code:** Not Awarded

Proj Desc: This project will provide funding to construct a Class I bike trail between Carver Rd. and the Union Pacific Railroad along the MID canal. Improvements include fencing, landscaping and 10' wide bike path. A portion of the project was constructed by a developer. The developer was reimbursed per the terms of the CFD Acquisition and Shortfall Agreement. This project was previously project 100092 held in fund 3280.

Proj Stat: Design is 95% complete. Anticipate \$150K - \$200K Measure L funds.

Revenues	Budget	Actuals+Commit	Available	Prop. Inc./Dec. for 18-19	Bud + Prop. Incr/Decr	Avail.+ Prop. Incr/Decr	19-20	20-21	21-22	22-23	Total Budgeted up to 2023
61410 Transfer In from Fund 1410	205,591	0	205,591	0	205,591	205,591	0	0	0	0	205,591
63270 Transfer In from Fund 3270	60,000	60,000	0	0	60,000	0	0	0	0	0	60,000
Revenue Totals:	265,591	60,000	205,591	0	265,591	205,591	0	0	0	0	265,591

Expenditures	Budget	Actual+Commit	Available	Prop. Inc./Dec. for 18-19	Budget+Prop. Inc./Dec.	Avail.+Prop. Inc./Dec.	19-20	20-21	21-22	22-23	Total Budgeted up to 2023
CA Construction Admin	73,847	0	73,847	0	73,847	73,847	0	0	0	0	73,847
CON Construction	775,816	11,572	764,244	0	775,816	764,244	0	0	0	0	775,816
CTGY Constingency - CIP	59,000	0	59,000	0	59,000	59,000	0	0	0	0	59,000
EDA Eng/Design/Admin	117,222	59,274	57,948	0	117,222	57,948	0	0	0	0	117,222
LA Land Acquisition	66,169	66,169	0	0	66,169	0	0	0	0	0	66,169
Expenditure Totals:	1,092,054	137,014	955,040	0	1,092,054	955,040	0	0	0	0	1,092,054

Fund Balance Required	Budget+Prop. Inc./Dec.	Available+Prop. Inc./Dec.
Pelandale/Snyder CFD Fund - Capital Fund	826,463	749,449

83

THIS PAGE LEFT BLANK
INTENTIONALLY

POLICE

SYSTEM OVERVIEW

The Police Department is charged with the maintenance of law and order and the protection of life and property. The Department accomplishes this by 24-hour response through three divisions: Field Operations, Investigations and Support Services. The Chief of Police provides for the Department's management and with the assistance of the Assistant Police Chief and three Division Police Captains oversees daily operations.

HIGHLIGHTS

The Police Department has a critical parking shortage for both department vehicles and for on-street employee and customer parking. In addition, the Police Department would like to reestablish a capital project budget in order to complete the Burl G. Condit Modesto Police Department Training Center. This facility is used by law enforcement agencies, area colleges and others as a training facility not only for current officers but also for training the next generation of police officers.

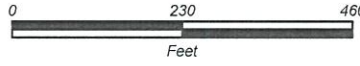
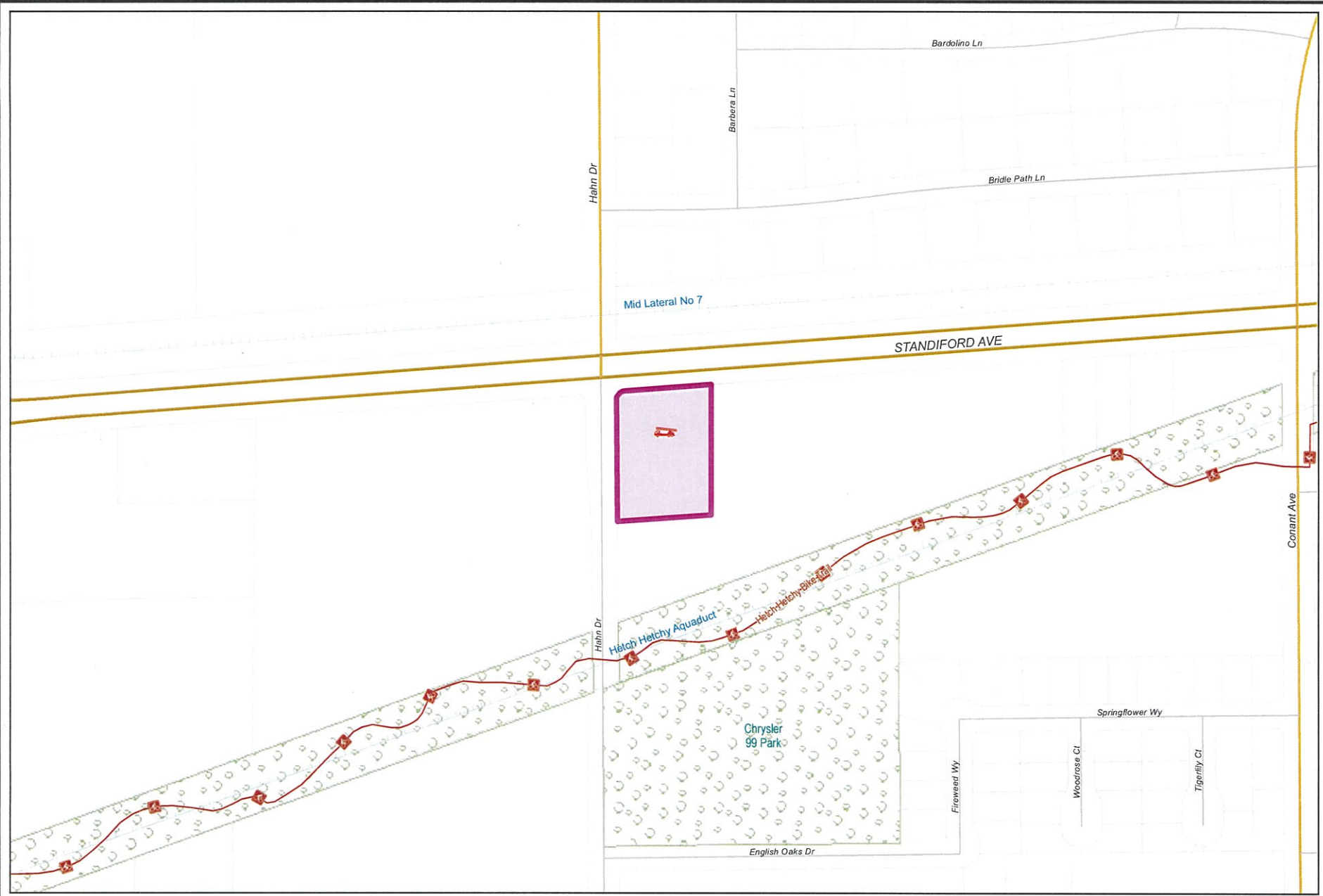
POLICY ISSUES/UNMET NEEDS

The Police Department has a critical parking shortage both for department vehicles and for on-street employee and customer parking. The impacts of several building projects in the downtown area are aggravating the parking problems surrounding the G.L. McKinsey Complex. Cost estimates – depending on the parking plan are very preliminary and no funding source has been identified. Federal funding sources continue to be explored to obtain nearby property and to deal with potential contamination problems that would need to be mitigated before any parking surfaces could be constructed. The cost of a multi-level parking structure, estimated at a minimum of \$15,000 per parking space, will be considerable and may be the only alternative if additional property near the G.L. McKinsey Complex is not available.

At the northeast corner of the G. L. McKinsey Police Complex, the former Police Vehicle Maintenance Shop was slated to be converted to a property and evidence facility. However, preliminary inspection of the building has found several structural and contamination problems that will have to be mitigated to make the move possible. Preliminary engineering surveys indicate that renovations costs may be more than expected and the rebuilding of the entire facility may be a better alternative than altering the building to suit the City's needs. Currently, no funding has been identified to either renovate the site or to construct a new facility.

The Police Department would like to reestablish a capital project budget in order to complete the Sgt. Burl G. Condit - Modesto Police Department - Training Center. This facility is used by law enforcement agencies, area colleges and others as a training facility not only for current officers but also for training the next generation of police officers. Project Scope includes paving of the facility roads; construction of a multipurpose building/gym for perishable skills training; construction of a non-live fire shoot house/dynamic training building; Emergency Vehicle Operations Course (EVOC) training site; Obstacle Course for SWAT Team.

THIS PAGE LEFT BLANK
INTENTIONALLY



City of Modesto

Project #: 100912

MPD - P25 Interoperability Radio Tower Construction at Fire Station 6



City of Modesto: 2018-23 Capital Improvement Program

MPD - P25 Interoperability Radio Tower Construction at Fire Station 6

100912

Capital Un-sponsored

<i>Cost Center:</i> 19999	<i>Category:</i> Police	<i>Start Date:</i> 2016
<i>Hosting Fund:</i> Special Fund for Capital Outlay-3120	<i>Type Class:</i> Police	<i>End Date:</i>
<i>Element Listing:</i> Public Safety	<i>Area:</i> System Wide	<i>Status:</i> New
<i>Classification:</i> Improvements	<i>Manager:</i> Carroll, Galen	<i>Const. Code:</i> New or Future

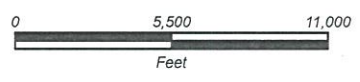
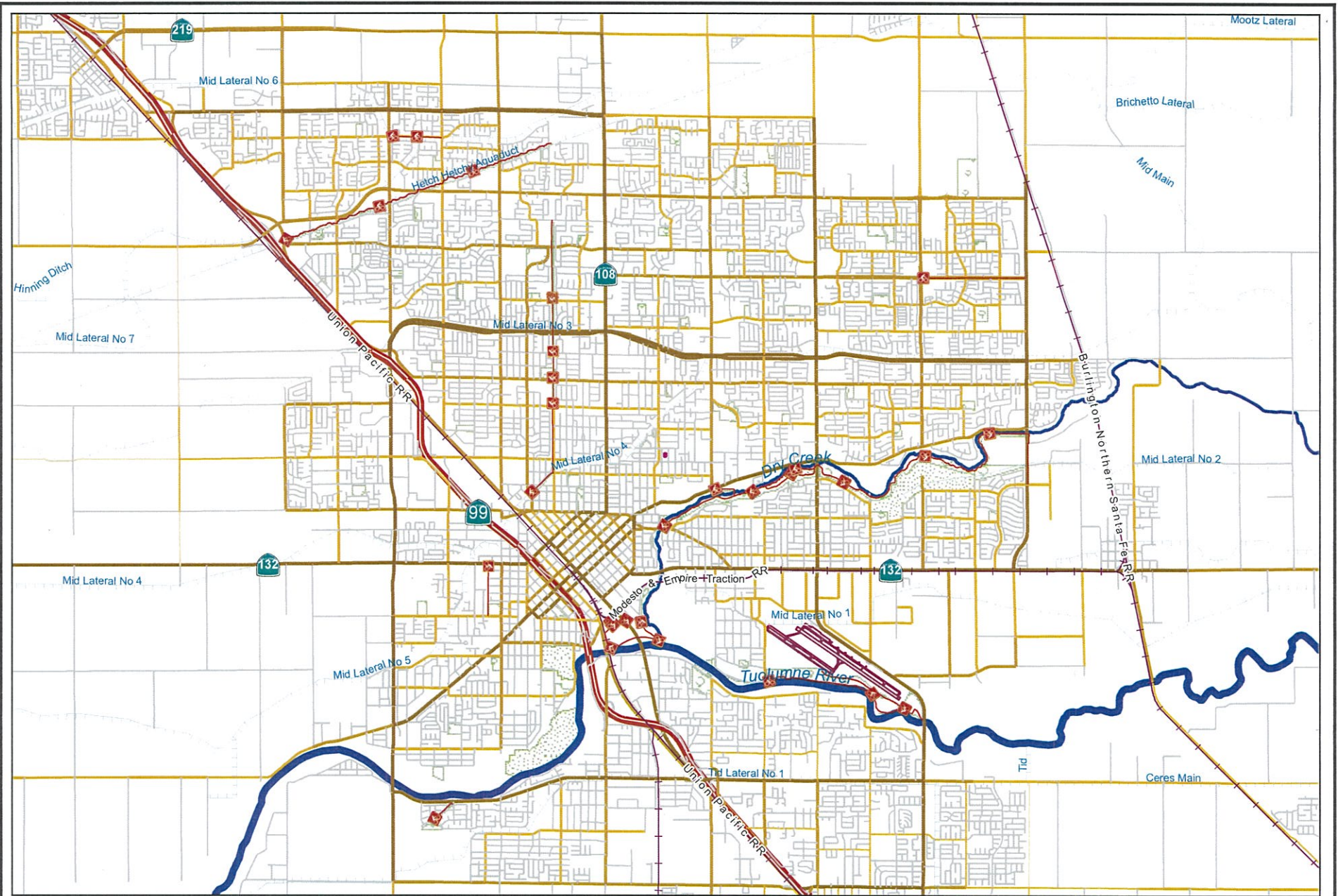
Proj Desc: This project is being created for the construction and installation of a 160 foot radio tower and components at Fire Station No. 6, as part of the P25 Linear Simulcast Communication system.

Proj Stat: Installation of a P25 Interoperability Radio Tower at Fire Station 6 has commenced. It is anticipated that installation will be completed in June 2016.

Revenues	Budget	Actuals+Commit	Available	Prop. Inc./Dec. for 18-19	Bud + Prop. Inc./Dec.	Avail.+ Prop. Inc./Dec.	19-20	20-21	21-22	22-23	Total Budgeted up to 2023
60100 Transfer In from Fund 0100	300,000	300,000	0	0	300,000	0	0	0	0	0	300,000
Revenue Totals:	300,000	300,000	0	0	300,000	0	0	0	0	0	300,000

Expenditures	Budget	Actual+Commit	Available	Prop. Inc./Dec. for 18-19	Budget+Prop. Inc./Dec.	Avail.+Prop. Inc./Dec.	19-20	20-21	21-22	22-23	Total Budgeted up to 2023
CON Construction	275,528	275,527	1	0	275,528	1	0	0	0	0	275,528
EA EA	24,472	21,780	2,692	0	24,472	2,692	0	0	0	0	24,472
Expenditure Totals:	300,000	297,307	2,693	0	300,000	2,693	0	0	0	0	300,000

Fund Balance Required	Budget+Prop. Inc./Dec.	Available+Prop. Inc./Dec.
Special Fund for Capital Outlay-3120	0	2,693



City of Modesto

Project #: 100919

MPD - Radios Purchase for MPD



City of Modesto: 2018-23 Capital Improvement Program

MPD - Radios Purchase for MPD

100919

Capital Un-sponsored

<i>Cost Center:</i> 19999	<i>Category:</i> Police	<i>Start Date:</i> 2016
<i>Hosting Fund:</i> Special Fund for Capital Outlay-3120	<i>Type Class:</i> Police	<i>End Date:</i>
<i>Element Listing:</i> Public Safety	<i>Area:</i> System Wide	<i>Status:</i> Active
<i>Classification:</i> Improvements	<i>Manager:</i> Carroll, Galen	<i>Const. Code:</i> New or Future

Proj Desc: This project is being established for the purchase of 800 MHz radios and associated equipment for the Modesto Police Department as part of the P25 Interoperability project.


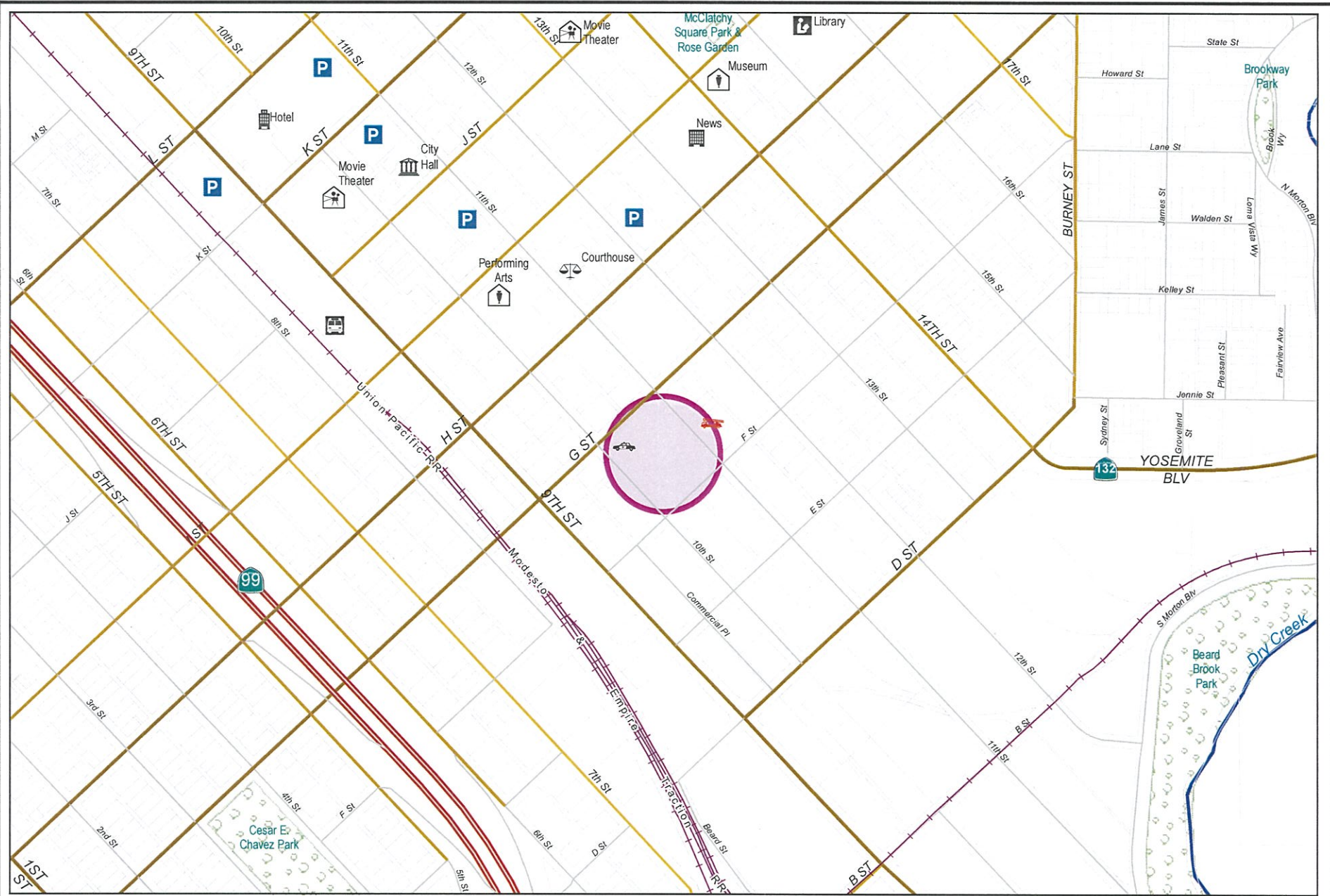
Proj Stat: Radios have been procured and received. Radios are in the process of being programmed and labeled for implementation and deployment. Following the completion of the Interoperability Radio Tower at Fire Station 6 radio testing will begin.

16

Revenues	Budget	Actuals+Commit	Available	Prop. Inc./Dec. for 18-19	Bud + Prop. Incr/Decr	Avail.+ Prop. Incr/Decr	19-20	20-21	21-22	22-23	Total Budgeted up to 2023
60100 Transfer In from Fund 0100	1,455,316	858,096	597,220	0	1,455,316	597,220	0	0	0	0	1,455,316
61341 Transfer In from Fund 1341	458,548	456,064	2,484	0	458,548	2,484	0	0	0	0	458,548
Revenue Totals:	1,913,864	1,314,160	599,704	0	1,913,864	599,704	0	0	0	0	1,913,864

Expenditures	Budget	Actual+Commit	Available	Prop. Inc./Dec. for 18-19	Budget+Prop. Inc./Dec.	Avail.+Prop. Inc./Dec.	19-20	20-21	21-22	22-23	Total Budgeted up to 2023
EA Equip Acquisition	1,913,864	1,314,755	599,109	0	1,913,864	599,109	0	0	0	0	1,913,864
Expenditure Totals:	1,913,864	1,314,755	599,109	0	1,913,864	599,109	0	0	0	0	1,913,864

Fund Balance Required	Budget+Prop. Inc./Dec.	Available+Prop. Inc./Dec.
Special Fund for Capital Outlay-3120	0	-595



City of Modesto

Project #: 100994

MPD - Real Time Crime Center Dashboard Solution



City of Modesto: 2018-23 Capital Improvement Program

MPD - Real Time Crime Center Dashboard Solution

100994

Capital Un-sponsored

<i>Cost Center:</i> 19999	<i>Category:</i> Police	<i>Start Date:</i> 2017
<i>Hosting Fund:</i> Special Fund for Capital Outlay-3120	<i>Type Class:</i> Information Technology	<i>End Date:</i>
<i>Element Listing:</i> Public Safety	<i>Area:</i> Within City	<i>Status:</i> New
<i>Classification:</i> Improvements	<i>Manager:</i> Carroll, Galen	<i>Const. Code:</i> New or Future

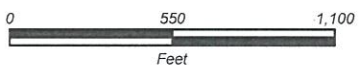
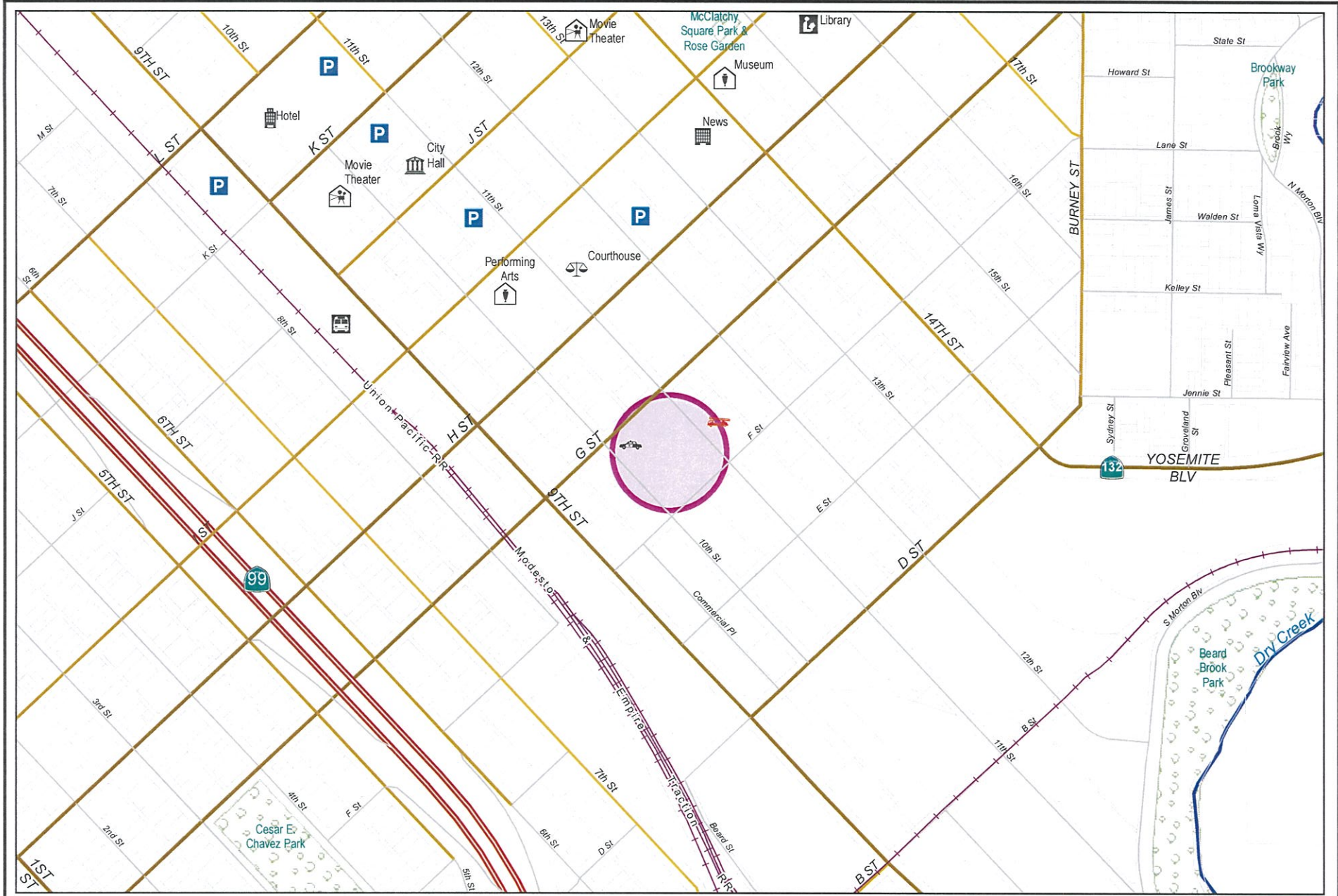
Proj Desc: This project is for the purchase of a Dashboard Solution that allows the Real Time Crime Center (RTCC) Operators to conduct intelligence-led policing by extracting value centralizing the geospatial data in a fast and easy-to-use RTCC dashboard (aka portal). This will further allow the police department to fulfill the City of Modesto's Strategic commitment of providing great safe neighborhoods to city residents.

Proj Stat:

Revenues	Budget	Actuals+Commit	Available	Prop. Inc./Dec. for 18-19	Bud + Prop. Incr/Decr	Avail.+ Prop. Incr/Decr	19-20	20-21	21-22	22-23	Total Budgeted up to 2023
60100 Transfer In from Fund 0100	167,217	167,217	0	0	167,217	0	0	0	0	0	167,217
Revenue Totals:	167,217	167,217	0	0	167,217	0	0	0	0	0	167,217

Expenditures	Budget	Actual+Commit	Available	Prop. Inc./Dec. for 18-19	Budget+Prop. Inc./Dec.	Avail.+Prop. Inc./Dec.	19-20	20-21	21-22	22-23	Total Budgeted up to 2023
CC Consultant Charges	135,004	125,500	9,504	0	135,004	9,504	0	0	0	0	135,004
EA Equip Acquisition	32,213	24,980	7,233	0	32,213	7,233	0	0	0	0	32,213
Expenditure Totals:	167,217	150,480	16,737	0	167,217	16,737	0	0	0	0	167,217

Fund Balance Required	Budget+Prop. Inc./Dec.	Available+Prop. Inc./Dec.
Special Fund for Capital Outlay-3120	0	16,737



City of Modesto

Project #: 101007

MPD - Scheduling and Timekeeping Management Software System



City of Modesto: 2018-23 Capital Improvement Program

MPD - Scheduling and Timekeeping Management Software System

101007

Capital Un-sponsored

<i>Cost Center:</i> 19999	<i>Category:</i> Police	<i>Start Date:</i> 2017
<i>Hosting Fund:</i> Special Fund for Capital Outlay-3120	<i>Type Class:</i> Information Technology	<i>End Date:</i> 2019
<i>Element Listing:</i> Public Safety	<i>Area:</i> Within City	<i>Status:</i> New
<i>Classification:</i> Replacement	<i>Manager:</i> Carroll, Galen	<i>Const. Code:</i> New or Future

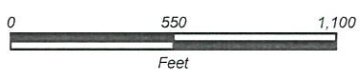
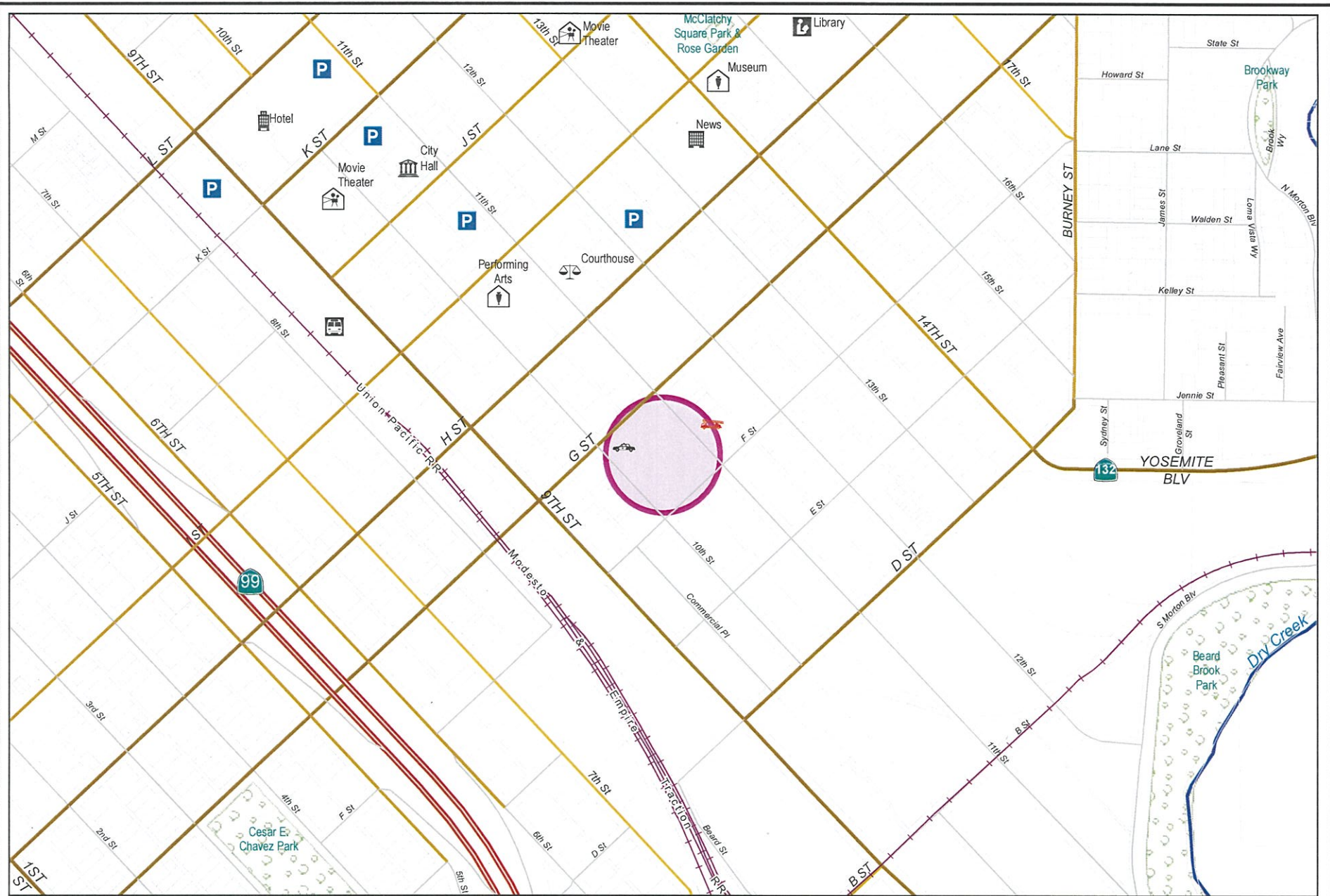
Proj Desc: This project provides funding for the purchase and implementation of a new scheduling and timekeeping management software system for the Police Department. Through a competitive bid process the Police Department awarded a contract to InTime Solutions for the purchase and implementation of its InTime Scheduling and Timekeeping software program. This purchase was made to address the Police Department's need for a scheduling and timekeeping management system that could handle the complexities of scheduling and payroll functions for the department and fully automate these functions.

Proj Stat: InTime Solutions is up and running but the staff is still working on configuration and coding of payroll data to allow for a paperless system. It is anticipated that this project will be completed in late summer of 2018.

Revenues	Budget	Actuals+Commit	Available	Prop. Inc./Dec. for 18-19	Bud + Prop. Incr/Decr	Avail.+ Prop. Incr/Decr	19-20	20-21	21-22	22-23	Total Budgeted up to 2023
61340 Transfer In from Fund 1340	137,363	0	137,363	0	137,363	137,363	0	0	0	0	137,363
Revenue Totals:	137,363	0	137,363	0	137,363	137,363	0	0	0	0	137,363

Expenditures	Budget	Actual+Commit	Available	Prop. Inc./Dec. for 18-19	Budget+Prop. Inc./Dec.	Avail.+Prop. Inc./Dec.	19-20	20-21	21-22	22-23	Total Budgeted up to 2023
CC Consultant Charges	82,960	0	82,960	0	82,960	82,960	0	0	0	0	82,960
EA Equip Acquisition	23,400	0	23,400	0	23,400	23,400	0	0	0	0	23,400
OC Other Cost - CIP	31,003	0	31,003	0	31,003	31,003	0	0	0	0	31,003
Expenditure Totals:	137,363	0	137,363	0	137,363	137,363	0	0	0	0	137,363

Fund Balance Required	Budget+Prop. Inc./Dec.	Available+Prop. Inc./Dec.
Special Fund for Capital Outlay-3120	0	0



City of Modesto

Project #: 101028

MPD - Records Management System Upgrade



City of Modesto: 2018-23 Capital Improvement Program

MPD - Records Management System Upgrade

101028

Capital Un-sponsored

<i>Cost Center:</i> 19999	<i>Category:</i> Police	<i>Start Date:</i> 2017
<i>Hosting Fund:</i> Special Fund for Capital Outlay-3120	<i>Type Class:</i> Information Technology	<i>End Date:</i> 2019
<i>Element Listing:</i> Public Safety	<i>Area:</i> System Wide	<i>Status:</i> New
<i>Classification:</i> Replacement	<i>Manager:</i> Carroll, Galen	<i>Const. Code:</i> New or Future

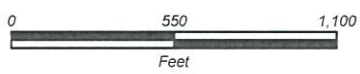
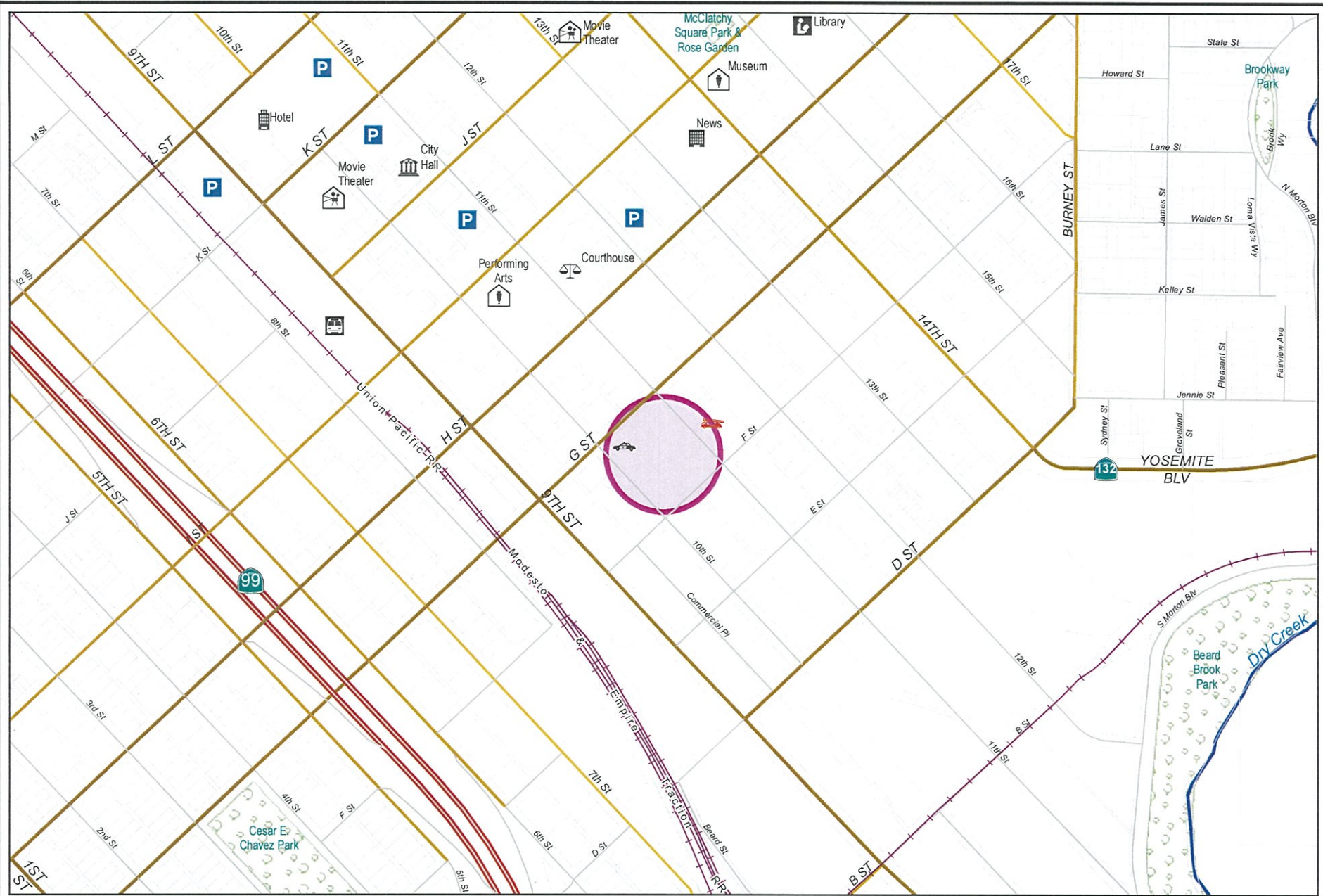
Proj Desc: This project provides funding for the upgrade of the Police Department's Records Management System. The current system has limited in-house functionality and no viable in-field functionality for patrol personnel (a.k.a. field-based reporting). Furthermore, the current RMS is not Windows 10 compatible and, if no action is taken, MPD may not have a supported RMS when migration to Windows 10 is required later this year. Upgrade of the system will resolve these issues, as well as provide for the elimination of redundant steps currently required for creating and processing police reports, providing a great opportunity to enhance business process and gain operational efficiency.

Proj Stat: The Police Department is working with the vendor to bring the new system online.

Revenues	Budget	Actuals+Commit	Available	Prop. Inc./Dec. for 18-19	Bud + Prop. Incr/Decr	Avail.+ Prop. Incr/Decr	19-20	20-21	21-22	22-23	Total Budgeted up to 2023
60100 Transfer In from Fund 0100	372,164	0	372,164	0	372,164	372,164	0	0	0	0	372,164
61340 Transfer In from Fund 1340	210,038	0	210,038	0	210,038	210,038	0	0	0	0	210,038
Revenue Totals:	582,202	0	582,202	0	582,202	582,202	0	0	0	0	582,202

Expenditures	Budget	Actual+Commit	Available	Prop. Inc./Dec. for 18-19	Budget+Prop. Inc./Dec.	Avail.+Prop. Inc./Dec.	19-20	20-21	21-22	22-23	Total Budgeted up to 2023
CC Consultant Charges	582,202	0	582,202	0	582,202	582,202	0	0	0	0	582,202
Expenditure Totals:	582,202	0	582,202	0	582,202	582,202	0	0	0	0	582,202

Fund Balance Required	Budget+Prop. Inc./Dec.	Available+Prop. Inc./Dec.
Special Fund for Capital Outlay-3120	0	0



City of Modesto

Project #: 101034

MPD - HVAC Systems Replacement



City of Modesto: 2018-23 Capital Improvement Program

MPD - HVAC Systems Replacement

101034

Capital Un-sponsored

<i>Cost Center:</i> 19999	<i>Category:</i> Police	<i>Start Date:</i> 2018
<i>Hosting Fund:</i> Special Fund for Capital Outlay-3120	<i>Type Class:</i> Police	<i>End Date:</i> 2019
<i>Element Listing:</i> Public Safety	<i>Area:</i> Within City	<i>Status:</i> New
<i>Classification:</i> Replacement	<i>Manager:</i> Carroll, Galen	<i>Const. Code:</i> New or Future

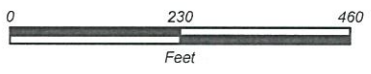
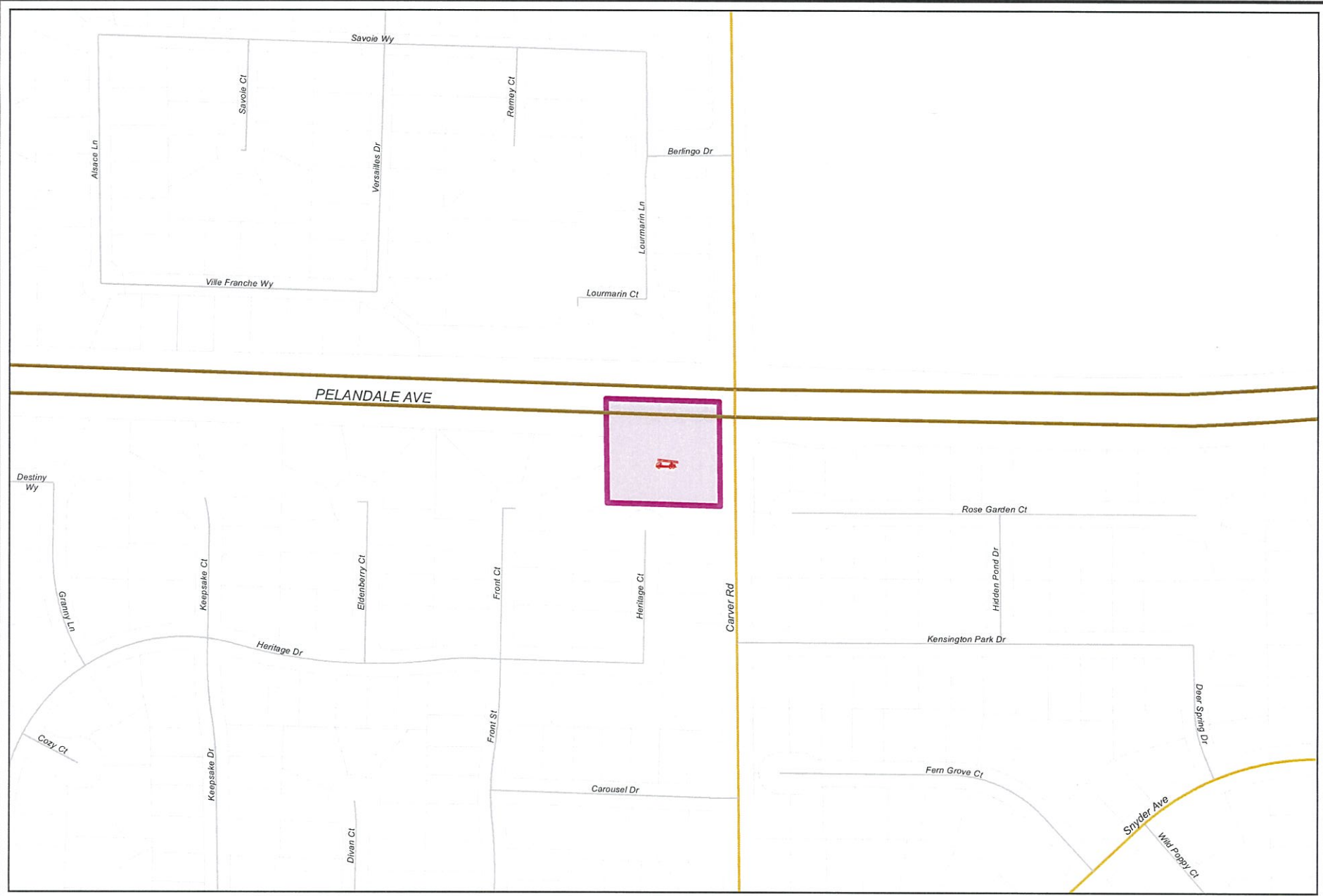
Proj Desc: This project will provide the necessary funding for cost associated with the Engineering Design and Administration, as well as the purchase, installation and configuration of a new HVAC system for the Police Department Administration building, as well as other related work.

Proj Stat: Through a competitive bid process the project was recently awarded and work is set to commence beginning in April 2018.

Revenues	Budget	Actuals+Commit	Available	Prop. Inc./Dec. for 18-19	Bud + Prop. Incr/Decr	Avail.+ Prop. Incr/Decr	19-20	20-21	21-22	22-23	Total Budgeted up to 2023
60100 Transfer In from Fund 0100	924,736	28,000	896,736	0	924,736	896,736	0	0	0	0	924,736
Revenue Totals:	924,736	28,000	896,736	0	924,736	896,736	0	0	0	0	924,736

Expenditures	Budget	Actual+Commit	Available	Prop. Inc./Dec. for 18-19	Budget+Prop. Inc./Dec.	Avail.+Prop. Inc./Dec.	19-20	20-21	21-22	22-23	Total Budgeted up to 2023
CA Construction Admin	31,191	0	31,191	0	31,191	31,191	0	0	0	0	31,191
CON Construction	779,770	0	779,770	0	779,770	779,770	0	0	0	0	779,770
CTGY Contingency - CIP	77,997	0	77,997	0	77,997	77,997	0	0	0	0	77,997
EDA Eng/Design/Admin	35,798	19,678	16,120	0	35,798	16,120	0	0	0	0	35,798
Expenditure Totals:	924,756	19,678	905,078	0	924,756	905,078	0	0	0	0	924,756

Fund Balance Required	Budget+Prop. Inc./Dec.	Available+Prop. Inc./Dec.
Special Fund for Capital Outlay-3120	20	8,342



City of Modesto

Project #: 101060

MFD - Roll-Up Door Project at Station 11



City of Modesto: 2018-23 Capital Improvement Program

MFD - Roll-Up Door Project at Station 11

101060

Capital Un-sponsored

<i>Cost Center:</i> 18999	<i>Category:</i> Fire	<i>Start Date:</i> 2017
<i>Hosting Fund:</i> Special Fund for Capital Outlay-3120	<i>Type Class:</i> Fire Department	<i>End Date:</i>
<i>Element Listing:</i> Public Safety	<i>Area:</i> Carver Bangs	<i>Status:</i> New
<i>Classification:</i> Replacement	<i>Manager:</i> Tietjen, Timothy J	<i>Const. Code:</i> New or Future

Proj Desc: Replacement of large apparatus roll-up door at the rear of Station 11 on the corner of Pelandale and Carver. Replace with two doors and a center column to avoid the mechanical failure that the single large door experienced requiring this emergency repair.

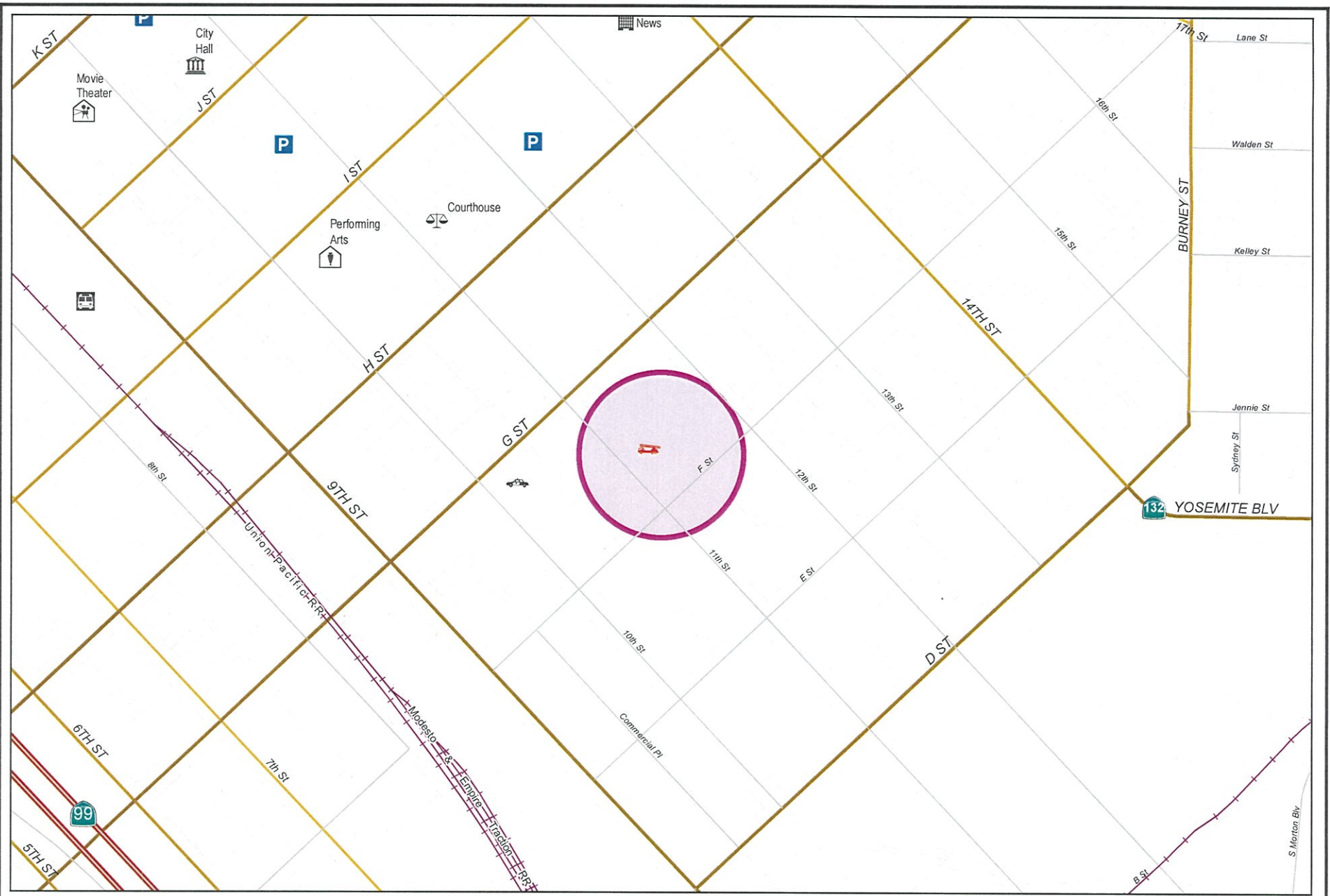
Proj Stat: Project is active. Bid was recently awarded for construction to Scott Redenbaugh Construction on February 6, 2018.

Revenues	Budget	Actuals+Commit	Available	Prop. Inc./Dec. for 18-19	Bud + Prop. Incr/Decr	Avail.+ Prop. Incr/Decr	19-20	20-21	21-22	22-23	Total Budgeted up to 2023
60100 Transfer In from Fund 0100	75,000	0	75,000	0	75,000	75,000	0	0	0	0	75,000
Revenue Totals:	75,000	0	75,000	0	75,000	75,000	0	0	0	0	75,000

Expenditures	Budget	Actual+Commit	Available	Prop. Inc./Dec. for 18-19	Budget+Prop. Inc./Dec.	Avail.+Prop. Inc./Dec.	19-20	20-21	21-22	22-23	Total Budgeted up to 2023
CA Construction Admin	4,700	0	4,700	0	4,700	4,700	0	0	0	0	4,700
CON Construction	49,256	0	49,256	0	49,256	49,256	0	0	0	0	49,256
CTGY-CIP Contingency-CIP	12,500	0	12,500	0	12,500	12,500	0	0	0	0	12,500
EDA Eng/Design/Admin	8,544	0	8,544	0	8,544	8,544	0	0	0	0	8,544
Expenditure Totals:	75,000	0	75,000	0	75,000	75,000	0	0	0	0	75,000

Fund Balance Required	Budget+Prop. Inc./Dec.	Available+Prop. Inc./Dec.
Special Fund for Capital Outlay-3120	0	0

101



City of Modesto

Project #: 101065

MFD - Station 1 Roof Replacement and Exterior Painting



City of Modesto: 2018-23 Capital Improvement Program

MFD - Station 1 Roof Replacement and Exterior Painting

101065

Capital Un-sponsored

<i>Cost Center:</i> 18999	<i>Category:</i> Fire	<i>Start Date:</i> 2018
<i>Hosting Fund:</i> Special Fund for Capital Outlay-3120	<i>Type Class:</i> Fire Department	<i>End Date:</i> Conflict Error! Ongoing box is checked
<i>Element Listing:</i> Public Safety	<i>Area:</i> Within City	<i>Status:</i> Active
<i>Classification:</i> Replace	<i>Manager:</i> Ernst, Alan E	<i>Const. Code:</i> New or Future

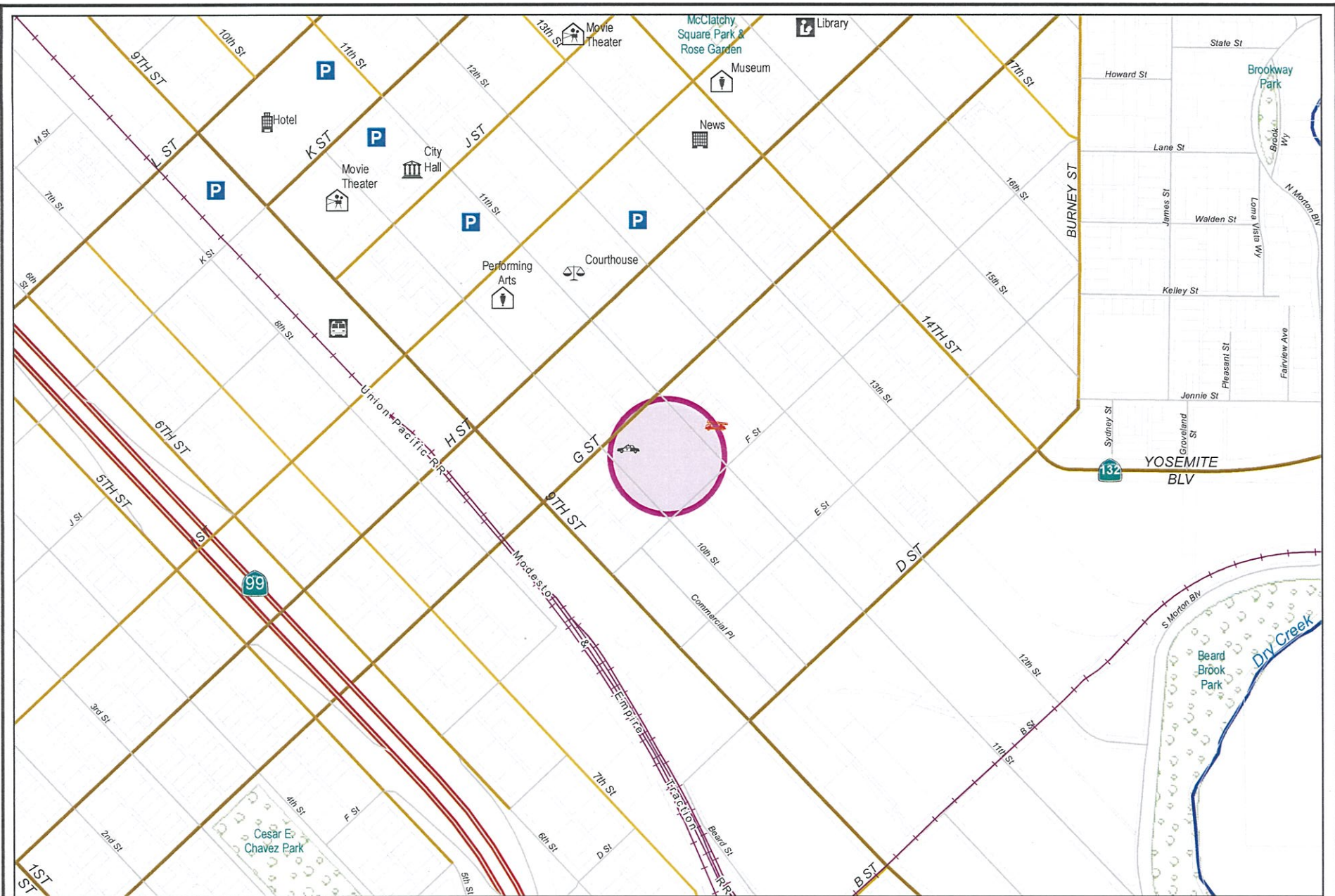
Proj Desc: Station 1, located at 610 11th Street, has a roof that is in need of immediate replacement. Several layers of roofing material have deteriorated over the years due to water damage causing leaks in multiple locations which has in-turn caused damage to the ceiling and flooring in areas. The exterior of the building is in need of new paint, with the old paint needing to be removed/abated.

Proj Stat: This project is in the design phase.

Revenues	Budget	Actuals+Commit	Available	Prop. Inc./Dec. for 18-19	Bud + Prop. Incr/Decr	Avail.+ Prop. Incr/Decr	19-20	20-21	21-22	22-23	Total Budgeted up to 2023
60100 Transfer In from Fund 0100	337,850	0	337,850	0	337,850	337,850	0	0	0	0	337,850
Revenue Totals:	337,850	0	337,850	0	337,850	337,850	0	0	0	0	337,850

Expenditures	Budget	Actual+Commit	Available	Prop. Inc./Dec. for 18-19	Budget+Prop. Inc./Dec.	Avail.+Prop. Inc./Dec.	19-20	20-21	21-22	22-23	Total Budgeted up to 2023
CA Construction Admin	25,000	0	25,000	0	25,000	25,000	0	0	0	0	25,000
CON Construction	250,000	0	250,000	0	250,000	250,000	0	0	0	0	250,000
CTGY Constingency - CIP	25,000	0	25,000	0	25,000	25,000	0	0	0	0	25,000
EDA Eng/Design/Admin	37,850	203	37,647	0	37,850	37,647	0	0	0	0	37,850
Expenditure Totals:	337,850	203	337,647	0	337,850	337,647	0	0	0	0	337,850


Fund Balance Required	Budget+Prop. Inc./Dec.	Available+Prop. Inc./Dec.
Special Fund for Capital Outlay-3120	0	-203



City of Modesto

Project #: 101087

MPD - OPS HVAC Replacement



City of Modesto: 2018-23 Capital Improvement Program

MPD - OPS HVAC Replacement

101087

Capital Un-sponsored

<i>Cost Center:</i> 19999	<i>Category:</i> Police	<i>Start Date:</i> 2018
<i>Hosting Fund:</i> Special Fund for Capital Outlay-3120	<i>Type Class:</i> Police	<i>End Date:</i> 2019
<i>Element Listing:</i> Public Safety	<i>Area:</i> System Wide	<i>Status:</i> New
<i>Classification:</i> Replace	<i>Manager:</i> Carroll, Galen	<i>Const. Code:</i> New or Future

Proj Desc: This project will provide the necessary funding for cost associated with the Engineering Design and Administration, as well as the purchase, installation and configuration of a new HVAC system for the Police Department Field Operation (Patrol) building, as well as other related work.

Proj Stat: A competitive bid process is currently underway. It is anticipated that the project will go to City Council for award in April 2018 and the work will be completed prior to the onset of summer 2018.

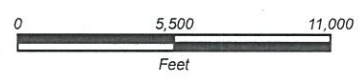
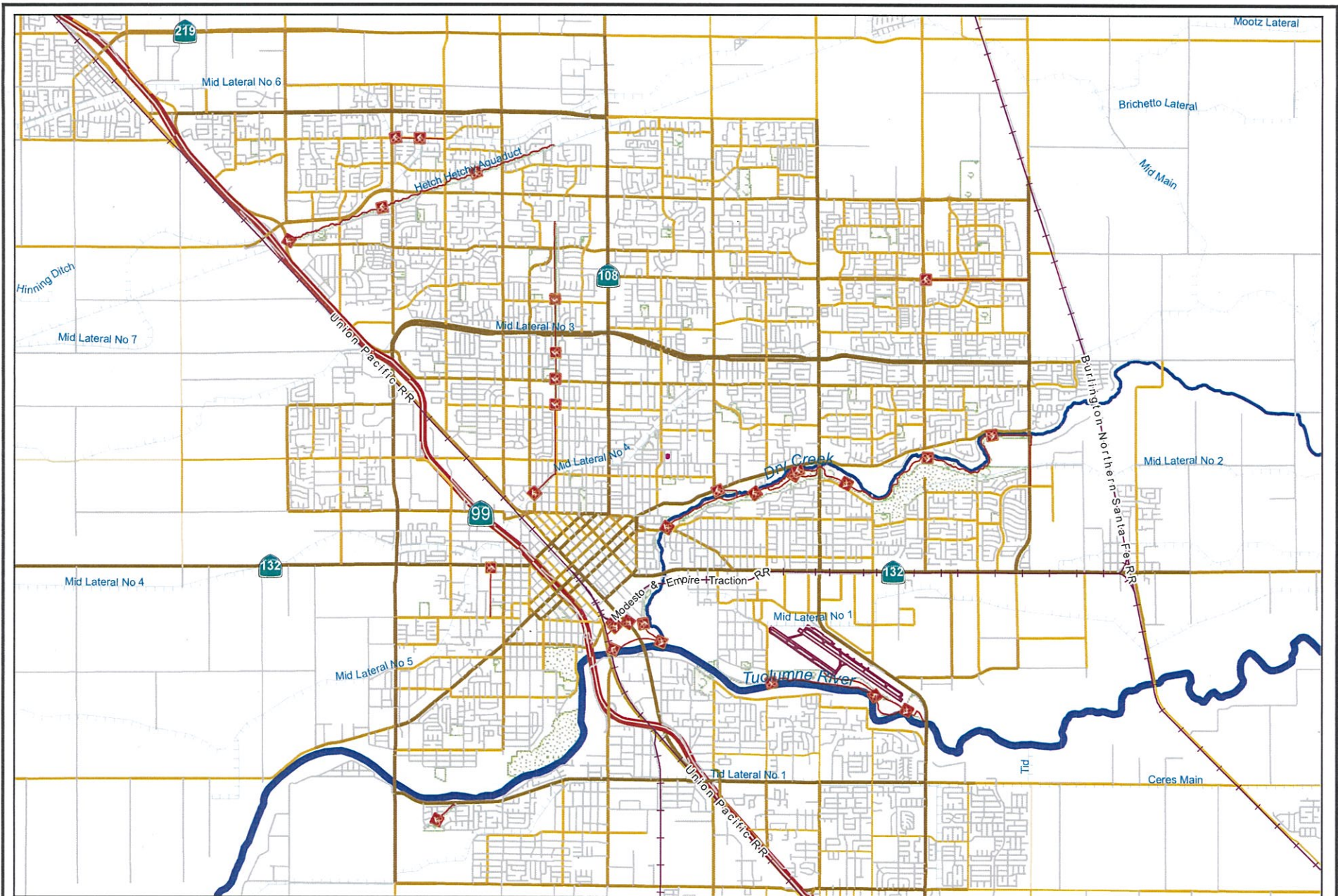
Revenues	Budget	Actuals+Commit	Available	Prop. Inc./Dec. for 18-19	Bud + Prop. Incr/Decr	Avail.+ Prop. Incr/Decr	19-20	20-21	21-22	22-23	Total Budgeted up to 2023
60100 Transfer In From Fund 0100	5,000	0	5,000	0	5,000	5,000	0	0	0	0	5,000
Revenue Totals:	5,000	0	5,000	0	5,000	5,000	0	0	0	0	5,000

Expenditures	Budget	Actual+Commit	Available	Prop. Inc./Dec. for 18-19	Budget+Prop. Inc./Dec.	Avail.+Prop. Inc./Dec.	19-20	20-21	21-22	22-23	Total Budgeted up to 2023
EDA	5,000	0	5,000	0	5,000	5,000	0	0	0	0	5,000
Expenditure Totals:	5,000	0	5,000	0	5,000	5,000	0	0	0	0	5,000

Fund Balance Required	Budget+Prop. Inc./Dec.	Available+Prop. Inc./Dec.
Special Fund for Capital Outlay-3120	0	0

THIS PAGE LEFT BLANK
INTENTIONALLY

THIS PAGE LEFT BLANK
INTENTIONALLY



City of Modesto

Project #: 100696

UPP - Master Plan Storm Drain



City of Modesto: 2018-23 Capital Improvement Program

UPP - Master Plan Storm Drain

100696

Capital Un-sponsored

<i>Cost Center:</i> 49999	<i>Category:</i> Storm Drainage	<i>Start Date:</i> 2003
<i>Hosting Fund:</i> Storm Drainage Fund-4480	<i>Type Class:</i> Storm Drainage	<i>End Date:</i> 2020
<i>Element Listing:</i> Comm Svcs & Fac	<i>Area:</i> System Wide	<i>Status:</i> Active
<i>Classification:</i> Improvements	<i>Manager:</i> Bryant, Tamorah	<i>Const. Code:</i> Not Awarded

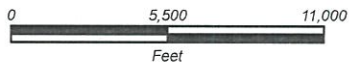
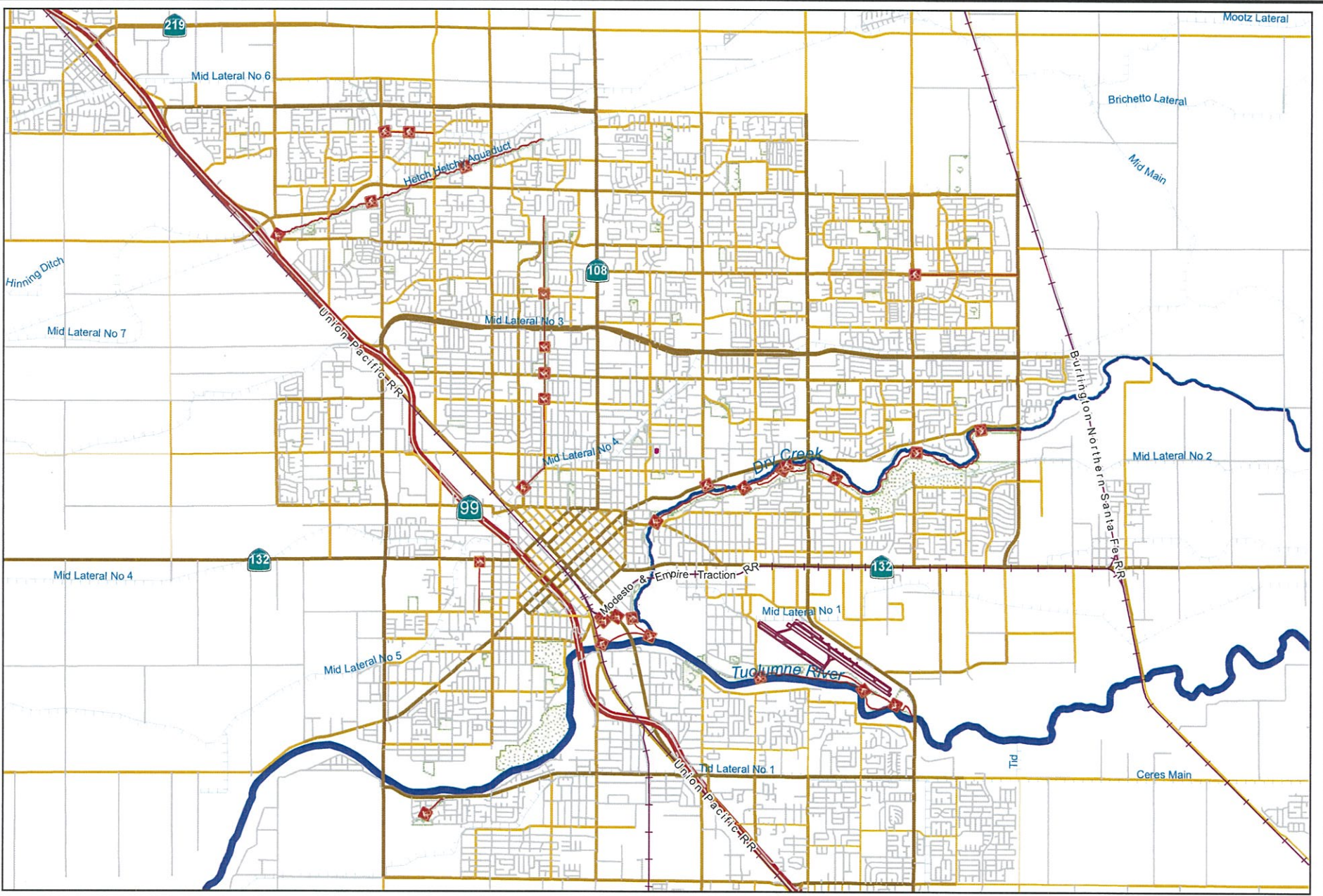
Proj Desc: This project will develop the system wide Storm Drain Master Plan (SDMP), develop a storm water resource plan, and complete their associated environmental review (CEQA). This plan will be used for future planning and system analysis in conjunction with the review of ongoing capital improvements and private development.

Proj Stat: This project is expected to begin Spring 2018 and be completed in FY 19/20.

Expenditures	Budget	Actual+Commit	Available	Prop. Inc./Dec. for 18-19	Budget+Prop. Inc./Dec.	Avail.+Prop. Inc./Dec.	19-20	20-21	21-22	22-23	Total Budgeted up to 2023
EDA Eng/Design/Admin	741,384	44,662	696,722	0	741,384	696,722	0	0	0	0	741,384
Expenditure Totals:	741,384	44,662	696,722	0	741,384	696,722	0	0	0	0	741,384

Fund Balance Required	Budget+Prop. Inc./Dec.	Available+Prop. Inc./Dec.
Storm Drainage Fund-4480	741,384	696,722

109



City of Modesto

Project #: 100789

UPP - 2014-2015 Storm Drain Improvements



City of Modesto: 2018-23 Capital Improvement Program

UPP - 2014-2015 Storm Drain Improvements

100789

Capital Un-sponsored

Cost Center: 49999 Category: Storm Drainage Start Date: 2015
 Hosting Fund: Storm Drainage Fund-4480 Type Class: Storm Drainage End Date: 2018
 Element Listing: Comm Svcs & Fac Area: Within City Status: Active
 Classification: Improvements Manager: Franco, Jesse Const. Code: To be Closed

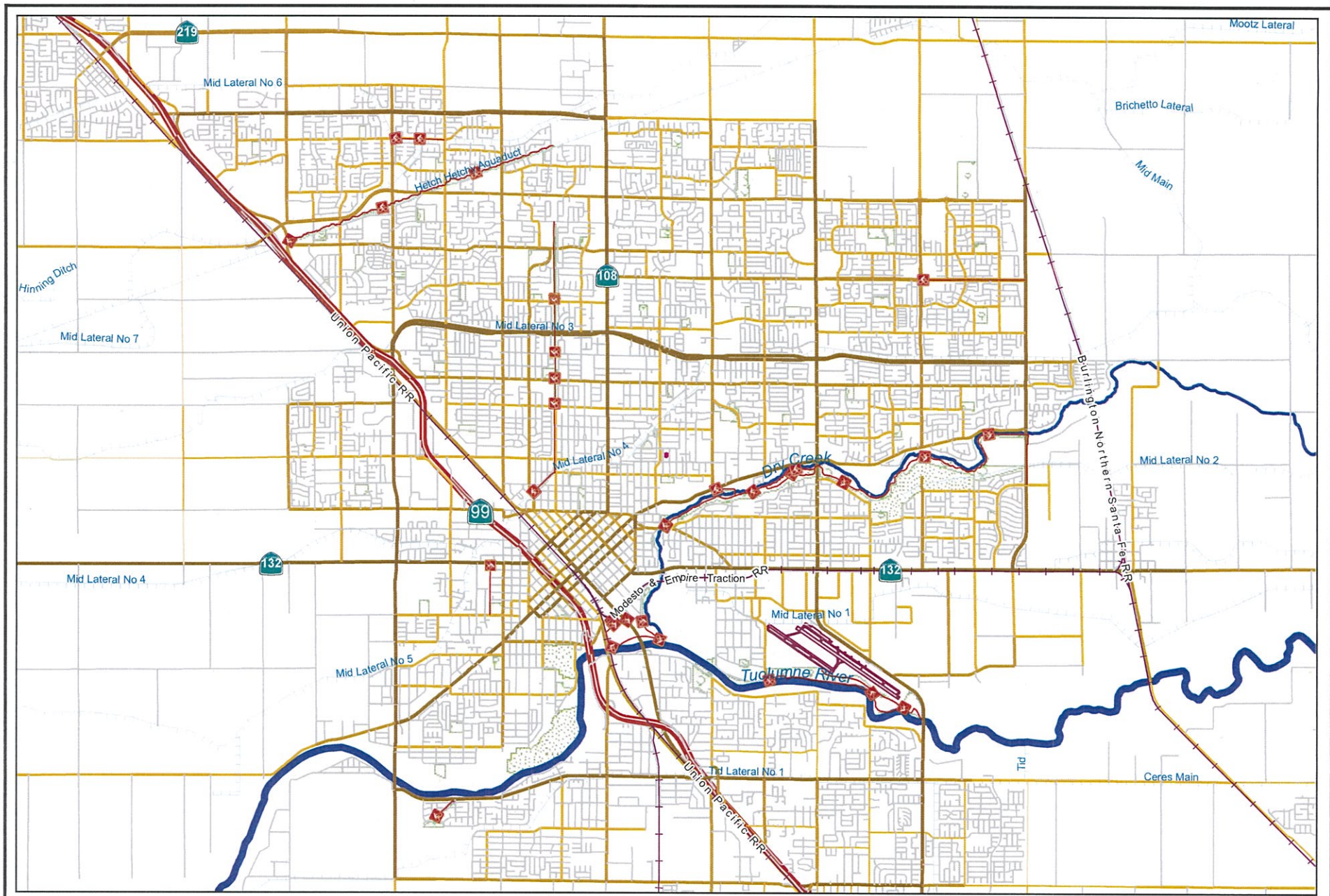
Proj Desc: This project will provide funding to address various storm drain issues improvements including flooding at Orangeburg and Martin and will install storm drain improvements that will connect to the new storm drainage system at Garrison Park.

Proj Stat: To be closed by end of FY17-18.

Revenues	Budget	Actuals+Commit	Available	Prop. Inc./Dec. for 18-19	Bud + Prop. Incr/Decr	Avail.+ Prop. Incr/Decr	19-20	20-21	21-22	22-23	Total Budgeted up to 2023
47020 Refunds, Damages, and Cost Recovery	44,000	0	44,000	0	44,000	44,000	0	0	0	0	44,000
Revenue Totals:	44,000	0	44,000	0	44,000	44,000	0	0	0	0	44,000

Expenditures	Budget	Actual+Commit	Available	Prop. Inc./Dec. for 18-19	Budget+Prop. Inc./Dec.	Avail.+Prop. Inc./Dec.	19-20	20-21	21-22	22-23	Total Budgeted up to 2023
CA Construction Admin	78,000	79,236	-1,236	0	78,000	-1,236	0	0	0	0	78,000
CCF City Construct Force	30,000	10,570	19,430	0	30,000	19,430	0	0	0	0	30,000
CON Construction	709,210	581,845	127,365	0	709,210	127,365	0	0	0	0	709,210
CTGY-CIP Contingency - CIP	153,536	132,661	20,875	0	153,536	20,875	0	0	0	0	153,536
EDA Eng/Design/Admin	126,790	123,708	3,082	0	126,790	3,082	0	0	0	0	126,790
Expenditure Totals:	1,097,536	928,021	169,515	0	1,097,536	169,515	0	0	0	0	1,097,536

Fund Balance Required	Budget+Prop. Inc./Dec.	Available+Prop. Inc./Dec.
Storm Drainage Fund-4480	1,053,536	125,515



City of Modesto

Project #: 100845



UTL - Bowen, Johansen, Naraghi and Orchard Storm Lift Station Improvements



City of Modesto: 2018-23 Capital Improvement Program

UTL - Bowen, Johansen, Naraghi and Orchard Storm Lift Station Improvements

100845

Capital Un-sponsored


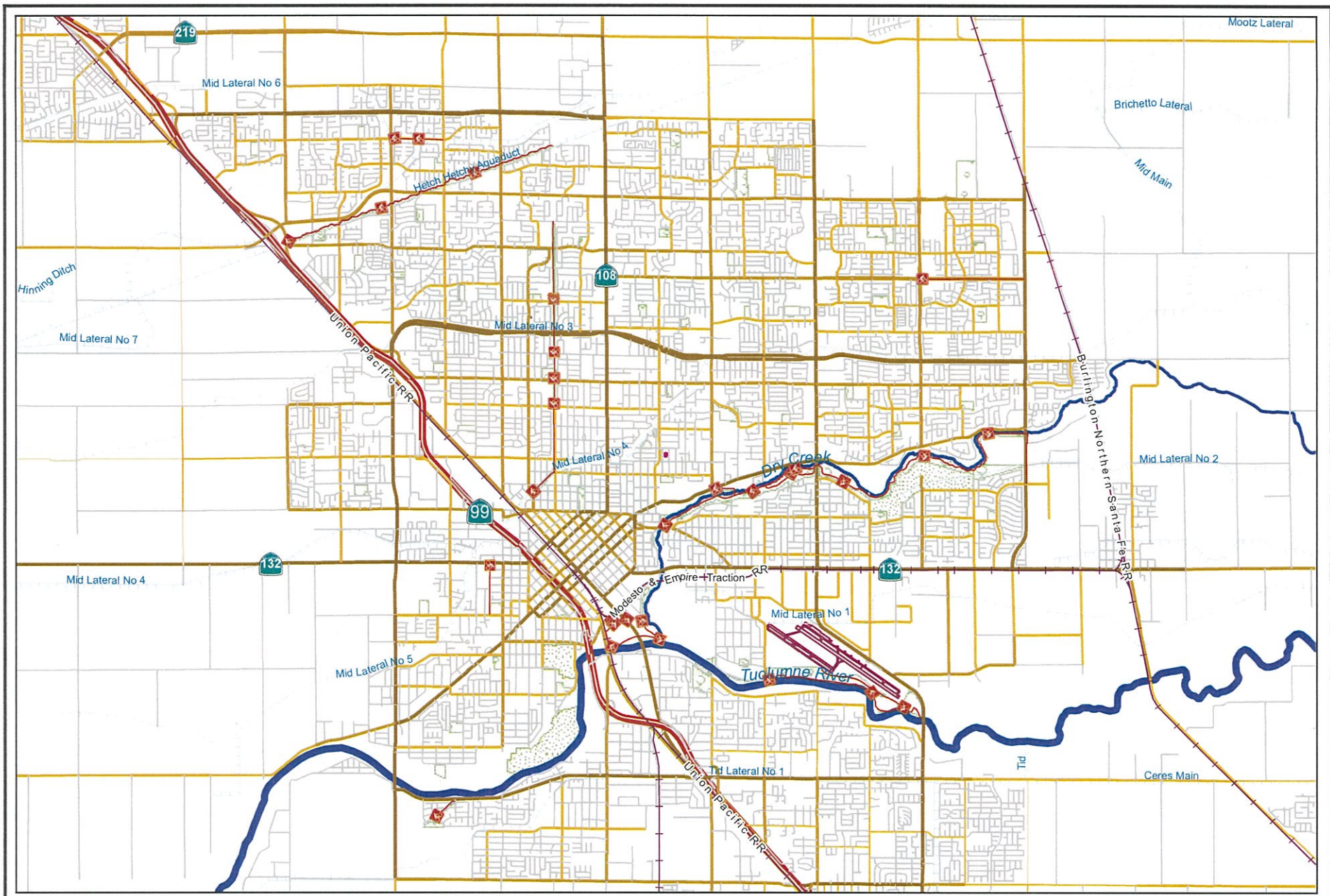
Cost Center: 49999 *Category:* Storm Drainage *Start Date:* 2015
Hosting Fund: Storm Drainage Fund-4480 *Type Class:* Storm Drainage *End Date:* 2018
Element Listing: Comm Svcs & Fac *Area:* Within City *Status:* Active
Classification: Improvements *Manager:* Franco, Jesse *Const. Code:* Under Construction

Proj Desc: This project will provide electrical and control upgrades to several storm drain pump stations within the City. The storm drain pump stations have outdated controls and electrical panels resulting in inefficient power usage. Additionally the age of the equipment makes it difficult for the City's electrical technicians to replace components.

Proj Stat: Construction to be completed by end of 2018.

Expenditures	Budget	Actual+Commit	Available	Prop. Inc./Dec. for 18-19	Budget+Prop. Inc./Dec.	Avail.+Prop. Inc./Dec.	19-20	20-21	21-22	22-23	Total Budgeted up to 2023
CA Construction Admin	136,416	9,544	126,872	0	136,416	126,872	0	0	0	0	136,416
CON Construction	1,126,510	1,126,510	0	0	1,126,510	0	0	0	0	0	1,126,510
CTGY-CIP Contingency - CIP	90,121	0	90,121	0	90,121	90,121	0	0	0	0	90,121
EDA Eng/Design/Admin	104,843	63,682	41,161	0	104,843	41,161	0	0	0	0	104,843
Expenditure Totals:	1,457,890	1,199,735	258,155	0	1,457,890	258,155	0	0	0	0	1,457,890

Fund Balance Required	Budget+Prop. Inc./Dec.	Available+Prop. Inc./Dec.
Storm Drainage Fund-4480	1,457,890	258,155



City of Modesto

Project #: 100926

UTL - 2016-2017 Storm Drain Improvements



City of Modesto: 2018-23 Capital Improvement Program

UTL - 2016-2017 Storm Drain Improvements

100926

Capital Un-sponsored

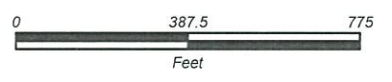
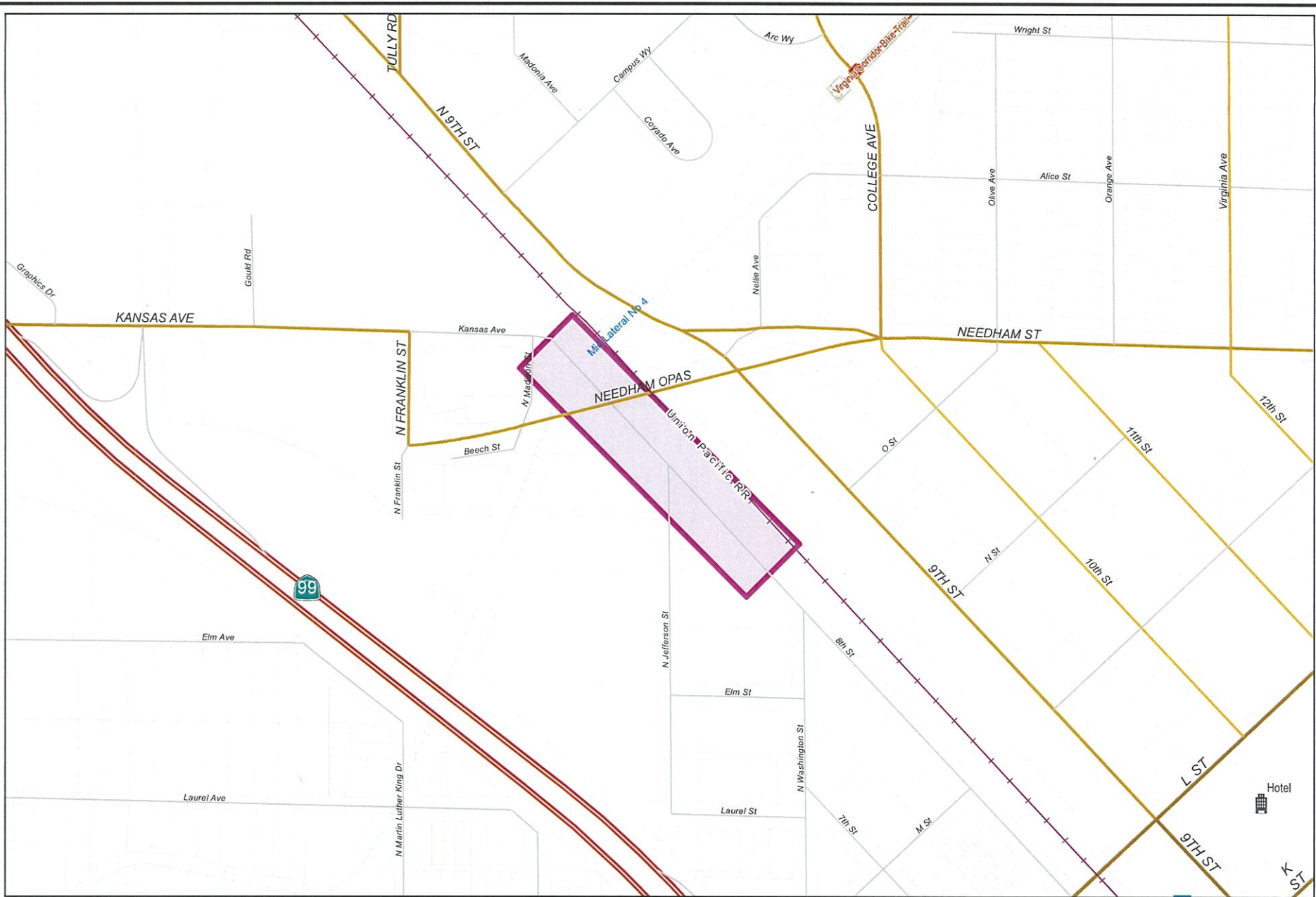
<i>Cost Center:</i> 49999	<i>Category:</i> Storm Drainage	<i>Start Date:</i> 2017
<i>Hosting Fund:</i> Storm Drainage Fund-4480	<i>Type Class:</i> Storm Drainage	<i>End Date:</i> 2019
<i>Element Listing:</i> Comm Svcs & Fac	<i>Area:</i> Within City	<i>Status:</i> Active
<i>Classification:</i> Improvements	<i>Manager:</i> Franco, Jesse	<i>Const. Code:</i> Not Awarded

Proj Desc: This project will provide storm drain improvements within various locations throughout the City, based on priority and continued maintenance issues. Locations to be provided by Wastewater Collections staff.

Proj Stat: Construction anticipated to be complete by Fall 2018.

Expenditures	Budget	Actual+Commit	Available	Prop. Inc./Dec. for 18-19	Budget+Prop. Inc./Dec.	Avail.+Prop. Inc./Dec.	19-20	20-21	21-22	22-23	Total Budgeted up to 2023
CA Construction Admin	37,000	423	36,577	50,000	87,000	86,577	0	0	0	0	87,000
CON Construction	323,349	76,759	246,590	600,000	923,349	846,590	0	0	0	0	923,349
CTGY-CIP Contingency - CIP	37,000	0	37,000	47,000	84,000	84,000	0	0	0	0	84,000
EDA Eng/Design/Admin	87,651	87,817	-166	20,000	107,651	19,834	0	0	0	0	107,651
Expenditure Totals:	485,000	164,999	320,001	717,000	1,202,000	1,037,001	0	0	0	0	1,202,000

Fund Balance Required	Budget+Prop. Inc./Dec.	Available+Prop. Inc./Dec.
Storm Drainage Fund-4480	1,202,000	1,037,001



City of Modesto
 Project #: 100928
 UTL - Ninth Street Storm Drain Basin



City of Modesto: 2018-23 Capital Improvement Program

UTL - Ninth Street Storm Drain Basin

100928

Capital Unsponsored

<i>Cost Center:</i> 49999	<i>Category:</i> Storm Drainage	<i>Start Date:</i> 2016
<i>Hosting Fund:</i> Storm Drainage Fund-4480	<i>Type Class:</i> Storm Drainage	<i>End Date:</i> 2019
<i>Element Listing:</i> Comm Svcs & Fac	<i>Area:</i> Within City	<i>Status:</i> Active
<i>Classification:</i> Improvements	<i>Manager:</i> Franco, Jesse	<i>Const. Code:</i> Not Awarded

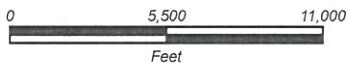
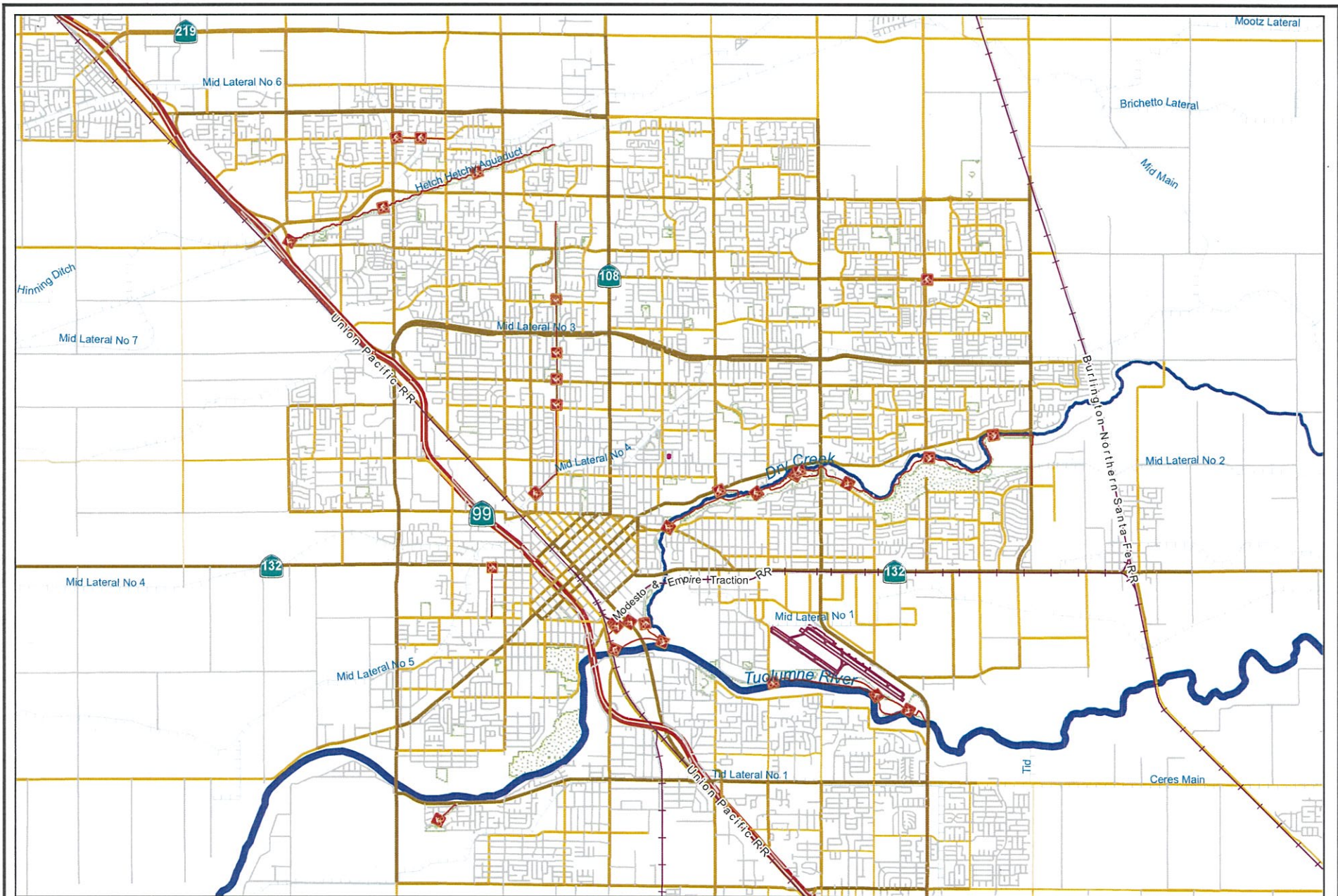
Proj Desc: This project will construct a storm drain basin and pump station on Ninth Street, under the Kansas-Needham overpass.

Proj Stat: Construction anticipated to be completed by end of FY 18-19. Project to be bid in Spring of 2018.

117

Expenditures	Budget	Actual+Commit	Available	Prop. Inc./Dec. for 18-19	Budget+Prop. Inc./Dec.	Avail.+Prop. Inc./Dec.	19-20	20-21	21-22	22-23	Total Budgeted up to 2023
CA Construction Admin	100,000	0	100,000	0	100,000	100,000	0	0	0	0	100,000
CON Construction	960,000	0	960,000	0	960,000	960,000	0	0	0	0	960,000
CTGY-CIP Contingency - CIP	100,000	0	100,000	0	100,000	100,000	0	0	0	0	100,000
EDA Eng/Design/Admin	140,000	133,571	6,429	0	140,000	6,429	0	0	0	0	140,000
Expenditure Totals:	1,300,000	133,571	1,166,429	0	1,300,000	1,166,429	0	0	0	0	1,300,000

Fund Balance Required	Budget+Prop. Inc./Dec.	Available+Prop. Inc./Dec.
Storm Drainage Fund-4480	1,300,000	1,166,429



City of Modesto

Project #: 100997

UPP - 2017-2018 Storm Drain Improvements



City of Modesto: 2018-23 Capital Improvement Program

UPP - 2017-2018 Storm Drain Improvements

100997
Capital Un-sponsored

<i>Cost Center:</i> 49999	<i>Category:</i> Storm Drainage	<i>Start Date:</i> 2018
<i>Hosting Fund:</i> Storm Drainage Fund-4480	<i>Type Class:</i> Storm Drainage	<i>End Date:</i> 2019
<i>Element Listing:</i> Comm Svcs & Fac	<i>Area:</i> Within City	<i>Status:</i> Active
<i>Classification:</i> Improvements	<i>Manager:</i> Franco, Jesse	<i>Const. Code:</i> Not Awarded

Proj Desc: This project will provide storm drain improvements within various locations throughout the City, based on priority and continued maintenance issues. Locations to be provided by Wastewater Collections staff.

Proj Stat: Design to begin Spring 2017. Construction anticipated Fall 2018.

Expenditures	Budget	Actual+Commit	Available	Prop. Inc./Dec. for 18-19	Budget+Prop. Inc./Dec.	Avail.+Prop. Inc./Dec.	19-20	20-21	21-22	22-23	Total Budgeted up to 2023
CA Construction Admin	42,000	0	42,000	0	42,000	42,000	0	0	0	0	42,000
CON Construction	350,000	0	350,000	0	350,000	350,000	0	0	0	0	350,000
CTGY-CIP Contingency - CIP	35,000	0	35,000	0	35,000	35,000	0	0	0	0	35,000
EDA Eng/Design/Admin	42,000	0	42,000	0	42,000	42,000	0	0	0	0	42,000
Expenditure Totals:	469,000	0	469,000	0	469,000	469,000	0	0	0	0	469,000

Fund Balance Required	Budget+Prop. Inc./Dec.	Available+Prop. Inc./Dec.
Storm Drainage Fund-4480	469,000	469,000

THIS PAGE LEFT BLANK
INTENTIONALLY

TRANSPORTATION FACILITIES

SYSTEM OVERVIEW

The Transportation Facilities portion of the CIP provides projects that maintain, upgrade and expand the City's system of streets, bridges, traffic control devices, street lighting and sidewalks.

The City currently maintains 634 center lane miles of streets consisting of 121 million square feet of pavement surface area. The replacement cost for the City's streets is estimated at \$979 million in today's dollars. The City is also responsible for 22 bridge structures (14 of which are canal crossings), three pedestrian crossings of waterways, and three pedestrian crossings over streets. In addition, the City also maintains the bridge decks and pavement markings on another 13 structures that cross State Route 99 in the City's jurisdiction.

Design, construction, maintenance, and rehabilitation of traffic signals, roundabouts, sign and pavement markings are also City responsibilities. The City maintains 242 traffic signals, 11,575 streetlights, 19 flashing beacons, 24 lighted crosswalks, 33 school flashing beacons, seven warning beacons, six crosswalk beacons, six communication hubs, 17 roundabouts and 29,173 traffic signs. The signals Modesto maintains include 160 in Modesto, 43 for Stanislaus County, , and six for Riverbank.



Floyd Avenue

Developers typically construct new residential and collector streets. The right-of-way is dedicated to the City once construction is complete. Major streets with right-of-way requirements greater than 80' total width are the shared responsibility of the fronting landowner and the City, with the property owner responsible for the first 40' of right-of-way improvements and the City responsible for the remainder. The City share is normally funded through Capital Facilities Fees (CFF). Expressway improvements are funded by CFF funds and the property owner is reimbursed for any right-of-way needed for an expressway.

Funding for Transportation Facilities CIP projects comes primarily from gas tax revenues, Capital Facilities Fees (CFF), Local Transportation Funds (LTF), assessment districts, and State and Federal Highway Administration grants, which are usually administered by State agencies.

HIGHLIGHTS

The construction of the Phase I SR 99/Pelandale Avenue Interchange Reconstruction Project is now complete. Project construction began on May 19, 2014 and on April 25, 2017 Modesto City Council accepted project improvements. The City reconstructed the



interchange to alleviate congestion and improve operations of SR 99 and Pelandale Avenue. Being the lead agency, the City of Modesto has worked tirelessly to keep the project on schedule and within budget of the \$41.6 million allocated construction funds from Highway 99 State Bond Savings.



The project includes a new overcrossing bridge with new on and off ramps to relieve excess traffic, improve traffic operations, and enhance safety in the area. Also, the project provides a new gateway into the City with a “Welcome to Modesto” sign to greet visitors at the City’s northern entrance. The most notable component of the project – the new Pelandale Avenue overcrossing bridge – includes notable improvements such as decorative features, lighting, and a pedestrian walkway.

On October 19, 2017 the California Transportation Commission approved \$4,336,000 for right-of-way acquisition for Phase 2 of the SR 99/Pelandale Avenue Interchange Reconstruction Project. Design is underway with anticipated construction in 2020/2021.

The Traffic Engineering division is involved in several areas of improvement such as construction of new traffic signals and roundabouts, modifications of existing signals, expansion of the ATMS/CCTV system, traffic signal coordination, improvement of existing street lighting, restriping various corridors, traffic improvements and intersection upgrades.

Construction of a new traffic signal is planned. The new traffic signal will be on Claratina Avenue at Oakdale Road. Staff has ordered and will install 200 2070 LX traffic signal controllers and upgrade the ATMS software.

Staff will continue to apply for Federal Congestion Mitigation and Air Quality (CMAQ) grants for various transportation facilities improvement and safety projects.

Some of the Federal CMAQ projects include right turn lanes. The right turn lanes help relieve congestion by accommodating vehicles turning right by providing a direct right turn lane rather than the typical shared right turn and through lanes. Right turn lanes are planned at WB D Street to NB 9th Street, SB Prescott Road to WB Plaza Parkway and SB McHenry Avenue to WB Briggsmore Avenue.

A pavement rehabilitation project is under construction on Oakdale Road between Briggsmore Avenue and Floyd Avenue. Bike lanes will also be added.

City Streets Maintenance projects are as follows:

Slurry Seal

- Fairmont Avenue Area - Fairmont, Morris, Sunrise, Coffee
- Merle Avenue Area – Merle, Roselle, Claus ,Briggsmore
- Orangeburg Area- Fairmont ,Sunrise, Orangeburg, Coffee
- Dry Creek Area-Yosemite, Lincoln, Dry Creek, McClure
- Lakewood Area- Lakewood, Briggsmore, Claus, Orangeburg
- Claremont Area-Rumble, Claremont, Sylvan, Coffee
- Hammond Area- Robertson, Hammond, Rouse, Sutter
- Rumble Area- MT. Vernon, Carver, Rumble, Tully
- Carpenter Road Area – Elm, Maze, Emerald, Carpenter

ACCOMPLISHMENTS

Accomplishments of the Transportation Facilities CIP included completion of construction on the following projects:

- Crosswalk beacons were installed on: Virginia Trail at Bowen Avenue, Woodrow Avenue, Rumble Road, and Carpenter Road at Maze Blvd.

- Three new traffic signals were installed at Floyd Avenue at Millbrook Avenue, Roselle Avenue at Belharbor Drive and at Prescott Road at Mount Vernon drive.
- Staff has converted 146 High Pressure Sodium high voltage street lights to low voltage LED street lights.
- Streets Division applied an asphalt surface treatment to 120 lane mile of city residential streets.

POLICY ISSUES

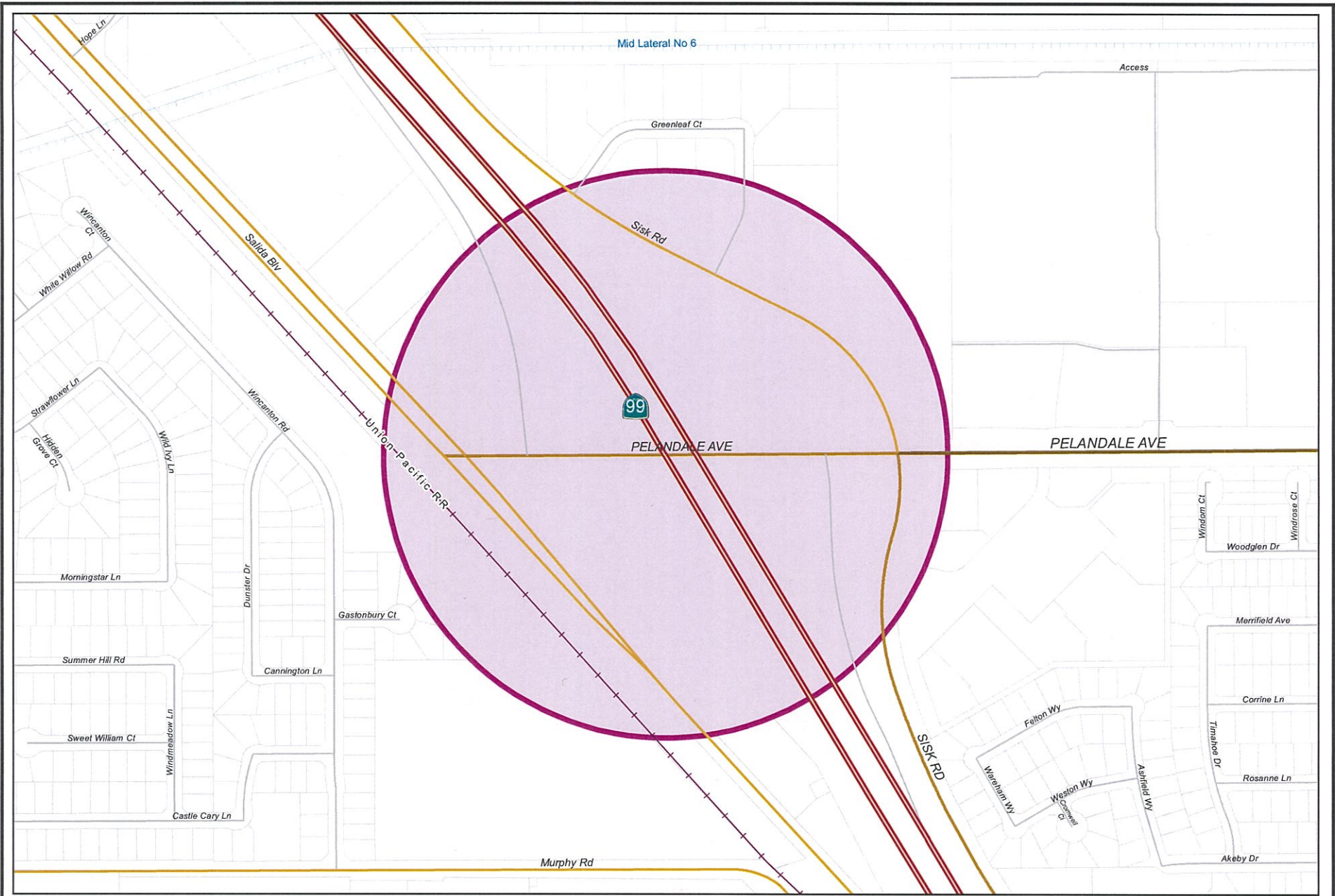
A major policy issue continues to be how to reverse the trend towards more deferred maintenance of streets. Staff is looking for ways to make street maintenance dollars go as far as possible.

The pavement condition survey completed in 2012 estimates that the City needs \$250 million dollars to bring the condition of the City streets into good condition. The available funding for the street maintenance program is only a small fraction of what is needed to prevent our valuable street infrastructure from further deterioration.

Another policy issue is ensuring that street infrastructure is in place when needed. Roadway infrastructure improvements are costly. Currently, the city collects fees incrementally, just before occupancy. This places the City in a “catch-up” mode. Without some means of financing these improvements earlier in the process, the City is destined to stay behind in this area and roadway improvements will not be funded until after they are needed.

Right-of-way preservation and vehicular access management are two major policy issues facing transportation infrastructure and traffic operations in the City. The capacity of our current transportation infrastructure and General Plan depends upon right-of-way and vehicular access management control policies that are consistently applied to all new development proposals.

THIS PAGE LEFT BLANK
INTENTIONALLY



City of Modesto

Project #: 100046

CED - Pelandale Interchange at State Route 99



City of Modesto: 2018-23 Capital Improvement Program

CED - Pelandale Interchange at State Route 99

100046

Capital Un-sponsored

Cost Center: 14999 **Category:** Traffic Circulation **Start Date:** 2012
Hosting Fund: Streets Capital Facility Fee Fund-3410 **Type Class:** Major Street Improvements **End Date:** 2018
Element Listing: Comm Svcs & Fac **Area:** Within City **Status:** Active
Classification: Replacement **Manager:** Sandhu, Balhar **Const. Code:** Not Awarded

Proj Desc: Reconstruction of the Pelandale Interchange at SR 99.

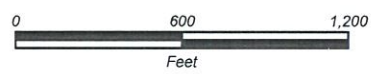
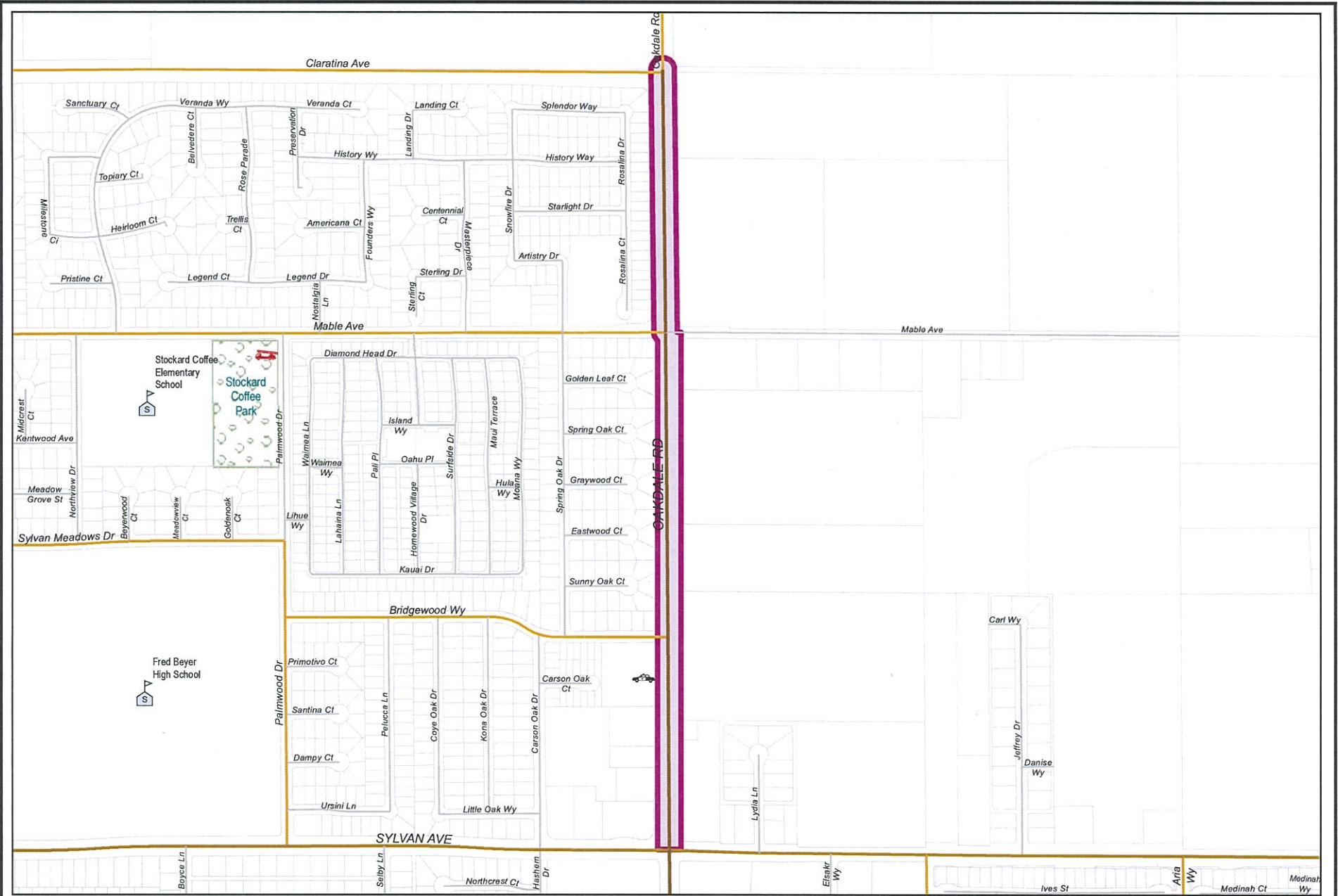
Background: This project was established to allow the City of Modesto to assume the lead role in the Pelandale Interchange project. Project Approval and Environmental Document (PA&ED) phase was completed on December 21, 2009. On February 3, 2009, the City Council approved a Cooperative Agreement with Caltrans approving the City as the lead agency to develop Project Plans, Specifications & Estimates (PS&E) PS&E is 100% completed. Funds for PS&E included \$2,646,509 federal RSTP and \$1,300,000 Local CFF. City received \$41,630,000 State Proposition 1B savings for construction.

Proj Stat: Phase I of the Right of Way (ROW) is completed.

Revenues	Budget	Actuals+Commit	Available	Prop. Inc./Dec. for 18-19	Bud + Prop. Incr/Decr	Avail.+ Prop. Incr/Decr	19-20	20-21	21-22	22-23	Total Budgeted up to 2023
42110 Intergov - State - CA Department of Transportation	2,646,401	2,570,321	76,080	0	2,646,401	76,080	0	0	0	0	2,646,401
42301 Intergov - County Contribution/Reimbursement	156,048	156,048	0	0	156,048	0	0	0	0	0	156,048
43240 CS - CD - Capital Facility Fees	3,451,401	0	3,451,401	0	3,451,401	3,451,401	0	0	0	0	3,451,401
Revenue Totals:	6,253,850	2,726,369	3,527,481	0	6,253,850	3,527,481	0	0	0	0	6,253,850

Expenditures	Budget	Actual+Commit	Available	Prop. Inc./Dec. for 18-19	Budget+Prop. Inc./Dec.	Avail.+Prop. Inc./Dec.	19-20	20-21	21-22	22-23	Total Budgeted up to 2023
CC Consultant Charges	3,072,430	3,072,430	0	0	3,072,430	0	0	0	0	0	3,072,430
EDA Eng/Design/Admin	594,627	583,775	10,852	0	594,627	10,852	0	0	0	0	594,627
ENV CIP - Environmental	650,000	650,000	0	0	650,000	0	0	0	0	0	650,000
LA Land Acquisition	4,304,479	4,270,353	34,126	0	4,304,479	34,126	0	0	0	0	4,304,479
UE Utility and EIR	888,451	486,603	401,848	0	888,451	401,848	0	0	0	0	888,451
Expenditure Totals:	9,509,987	9,063,161	446,826	0	9,509,987	446,826	0	0	0	0	9,509,987

Fund Balance Required	Budget+Prop. Inc./Dec.	Available+Prop. Inc./Dec.
Streets Capital Facility Fee Fund-3410	3,256,137	-3,080,654



City of Modesto

Project #: 100049

CED - Oakdale Road Widening



City of Modesto: 2018-23 Capital Improvement Program

CED - Oakdale Road Widening

100049

Capital Un-sponsored

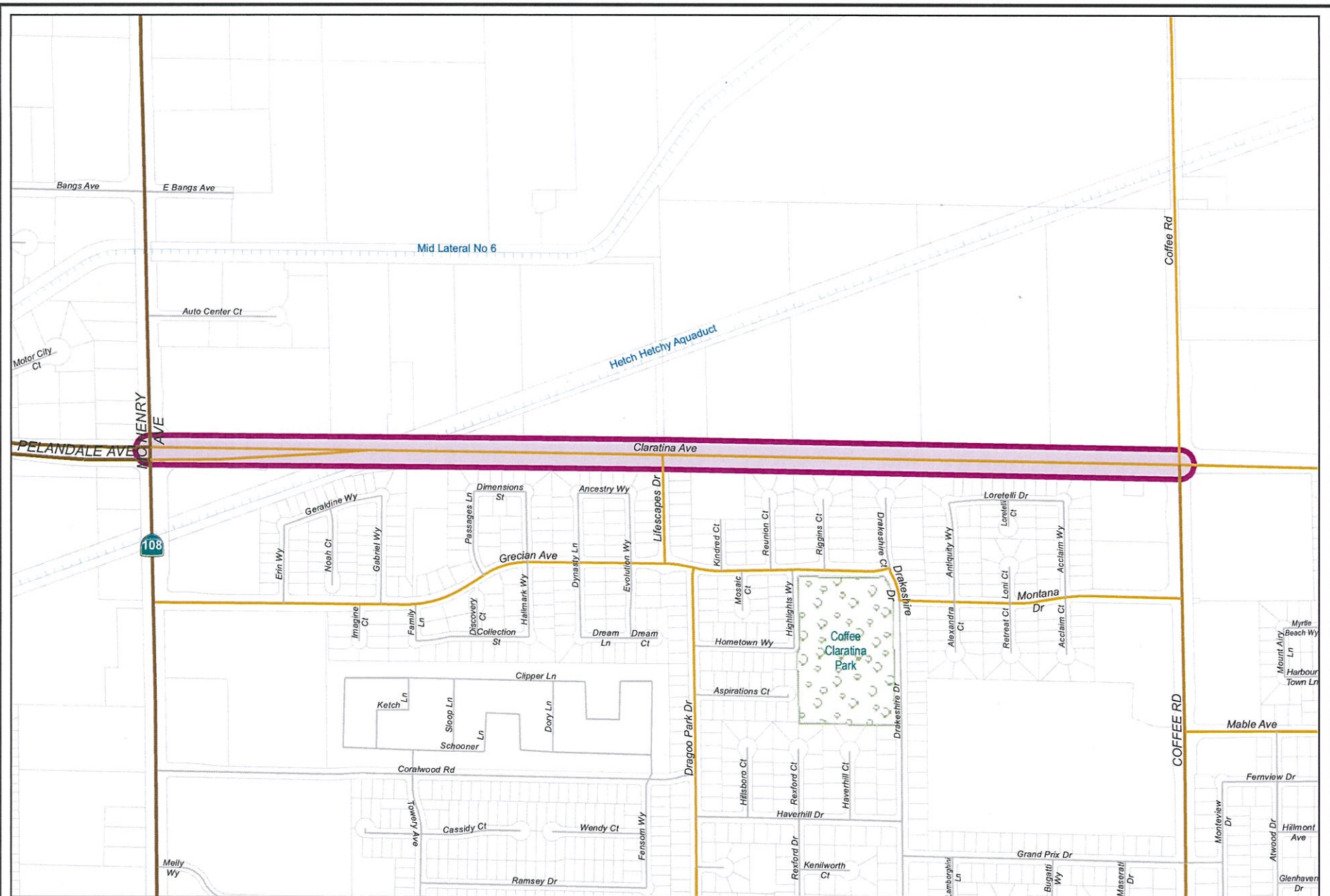
<i>Cost Center:</i> 14999	<i>Category:</i> Traffic Circulation	<i>Start Date:</i>
<i>Hosting Fund:</i> Streets Capital Facility Fee Fund-3410	<i>Type Class:</i> Low Cost Traffic Improvements	<i>End Date:</i>
<i>Element Listing:</i> Comm Svcs & Fac	<i>Area:</i> Within City	<i>Status:</i> Active
<i>Classification:</i> Improvements	<i>Manager:</i> Dion, Victoria Michelle	<i>Const. Code:</i> Not Awarded

Proj Desc: This project will provide funding for design to widen Oakdale Road between Sylvan and Claratina Avenues in anticipation of the Tivoli Development. Improvements will include roadway widening to an interim 4-lane facility. Construction will be budgeted consistent with future Facility Master Plan (FMP) and Infrastructure Finance Plan (IFP). It is anticipated that \$120,000 will be funded through developer contribution.

Proj Stat: Preliminary design is on hold. Timing is dependent on Tivoli Development.

Expenditures	Budget	Actual+Commit	Available	Prop. Inc./Dec. for 18-19	Budget+Prop. Inc./Dec.	Avail.+Prop. Inc./Dec.	19-20	20-21	21-22	22-23	Total Budgeted up to 2023
EDA Eng/Design/Admin	1,400,000	12,412	1,387,588	-1,100,000	300,000	287,588	0	0	0	0	300,000
ENV CIP - Environmental	0	0	0	50,000	50,000	50,000	0	0	0	0	50,000
LA Land Acquisition	0	0	0	1,037,588	1,037,588	1,037,588	0	0	0	0	1,037,588
Expenditure Totals:	1,400,000	12,412	1,387,588	-12,412	1,387,588	1,375,176	0	0	0	0	1,387,588

Fund Balance Required	Budget+Prop. Inc./Dec.	Available+Prop. Inc./Dec.
Streets Capital Facility Fee Fund-3410	1,387,588	1,375,176



City of Modesto

Project #: 100051

CED - Claratina: McHenry to Coffee (4 Lanes & Intersection Improvements)



City of Modesto: 2018-23 Capital Improvement Program

CED - Claratina: McHenry to Coffee (4 Lanes & Intersection Improvements)

100051

Capital Un-sponsored

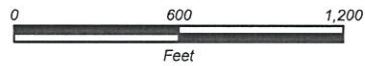
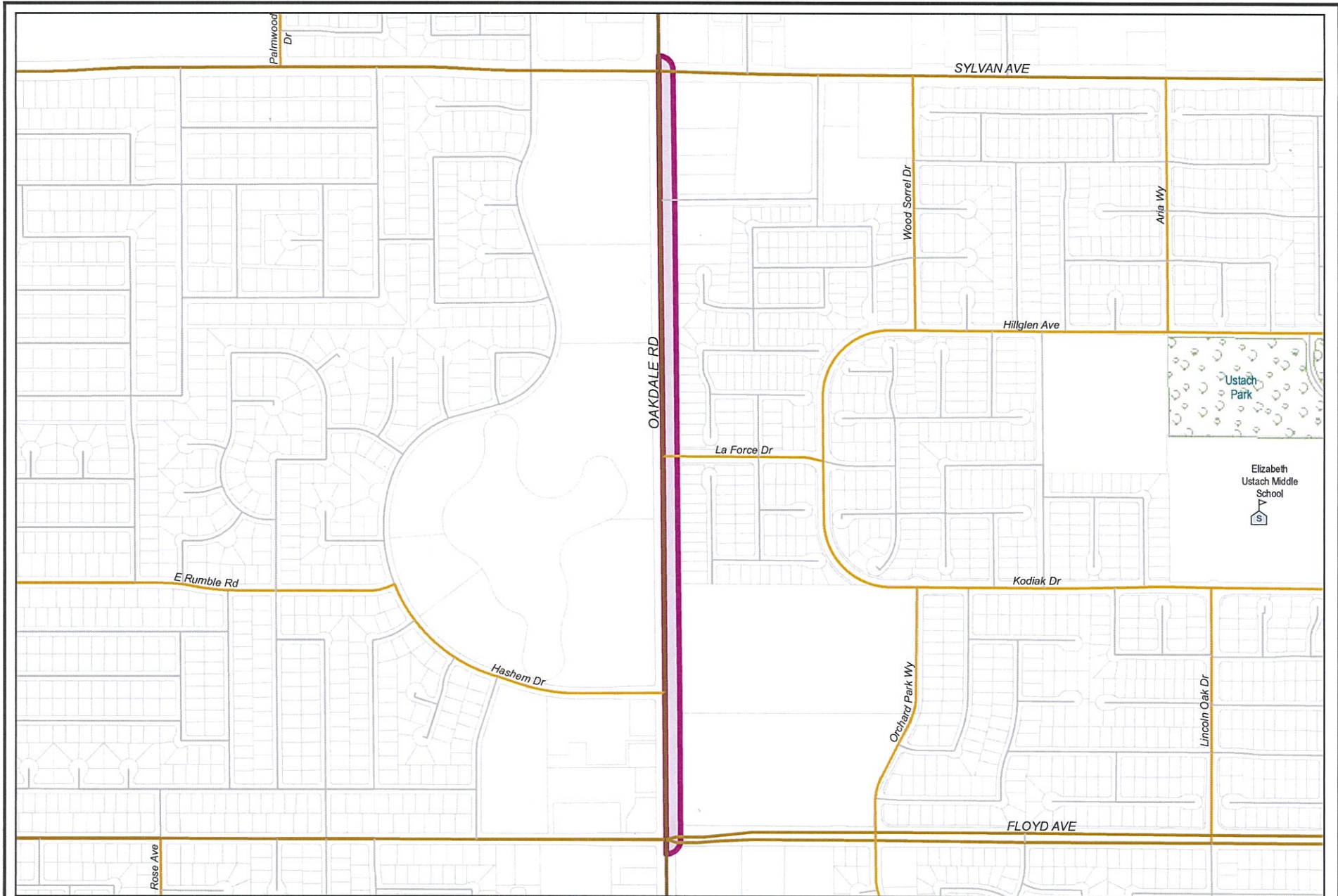
<i>Cost Center:</i> 14999	<i>Category:</i> Traffic Circulation	<i>Start Date:</i> 2011
<i>Hosting Fund:</i> Streets Capital Facility Fee Fund-3410	<i>Type Class:</i> Expressway Improvements	<i>End Date:</i>
<i>Element Listing:</i> Comm Svcs & Fac	<i>Area:</i> Coffee-Claratina	<i>Status:</i> Active
<i>Classification:</i> Improvements	<i>Manager:</i> Covolo, Charles	<i>Const. Code:</i> Not Awarded

Proj Desc: This project will reconstruct and widen Claratina Ave. from 2 lanes to 4 lanes of vehicular traffic between McHenry Ave. and Coffee Road including the roundabout at the Coffee/Claratina intersection. Anticipated traffic volume from adjacent commercial and residential development will require the need for a 4-lane roadway. Right-of-way acquisition is required however the current design will not require the acquisition and relocation of the PG&E gas regulator station near Coffee Rd. We are required to get an easement from Hetch-Hetchy to cross their facility. The City will be required to encase their existing water transmission lines in concrete and possibly provide a vault for a future water line. Project to be phased.

Proj Stat: Several conceptual designs have been prepared. Construction cannot begin until the Hetch-Hetchy and Claratina Crossing project is completed.

Expenditures	Budget	Actual+Commit	Available	Prop. Inc./Dec. for 18-19	Budget+Prop. Inc./Dec.	Avail.+Prop. Inc./Dec.	19-20	20-21	21-22	22-23	Total Budgeted up to 2023
CA Construction Admin	0	0	0	0	0	0	0	0	0	0	0
CON Construction	599,260	599,260	0	0	599,260	0	0	0	0	0	599,260
CTGY Contingency - CIP	0	0	0	0	0	0	0	0	0	0	0
DR Develop Reimburse	2,959,761	2,001,786	957,975	0	2,959,761	957,975	0	0	0	0	2,959,761
EDA Eng/Design/Admin	1,402,167	1,107,296	294,871	0	1,402,167	294,871	0	0	0	0	1,402,167
ENV CIP - Environmental	50,000	5,467	44,533	0	50,000	44,533	0	0	0	0	50,000
LA Land Acquisition	51,723	51,723	0	800,000	851,723	800,000	0	0	0	0	851,723
UE Utility and EIR	0	0	0	200,000	200,000	200,000	0	0	0	0	200,000
Expenditure Totals:	5,062,911	3,765,532	1,297,379	1,000,000	6,062,911	2,297,379	0	0	0	0	6,062,911

Fund Balance Required	Budget+Prop. Inc./Dec.	Available+Prop. Inc./Dec.
Streets Capital Facility Fee Fund-3410	6,062,911	2,297,379



City of Modesto

Project #: 100098

CED - Oakdale Road from Floyd to Sylvan



City of Modesto: 2018-23 Capital Improvement Program

CED - Oakdale Road from Floyd to Sylvan

100098

Capital Un-sponsored

<i>Cost Center:</i> 14999	<i>Category:</i> CFD Road Improvements	<i>Start Date:</i>
<i>Hosting Fund:</i> Village One #2 CFD Fund-3290	<i>Type Class:</i> CFD Road Improvements	<i>End Date:</i>
<i>Element Listing:</i> Comm Svcs & Fac	<i>Area:</i> Village One	<i>Status:</i> Active
<i>Classification:</i> Improv	<i>Manager:</i> Dion, Victoria Michelle	<i>Const. Code:</i> Not Awarded

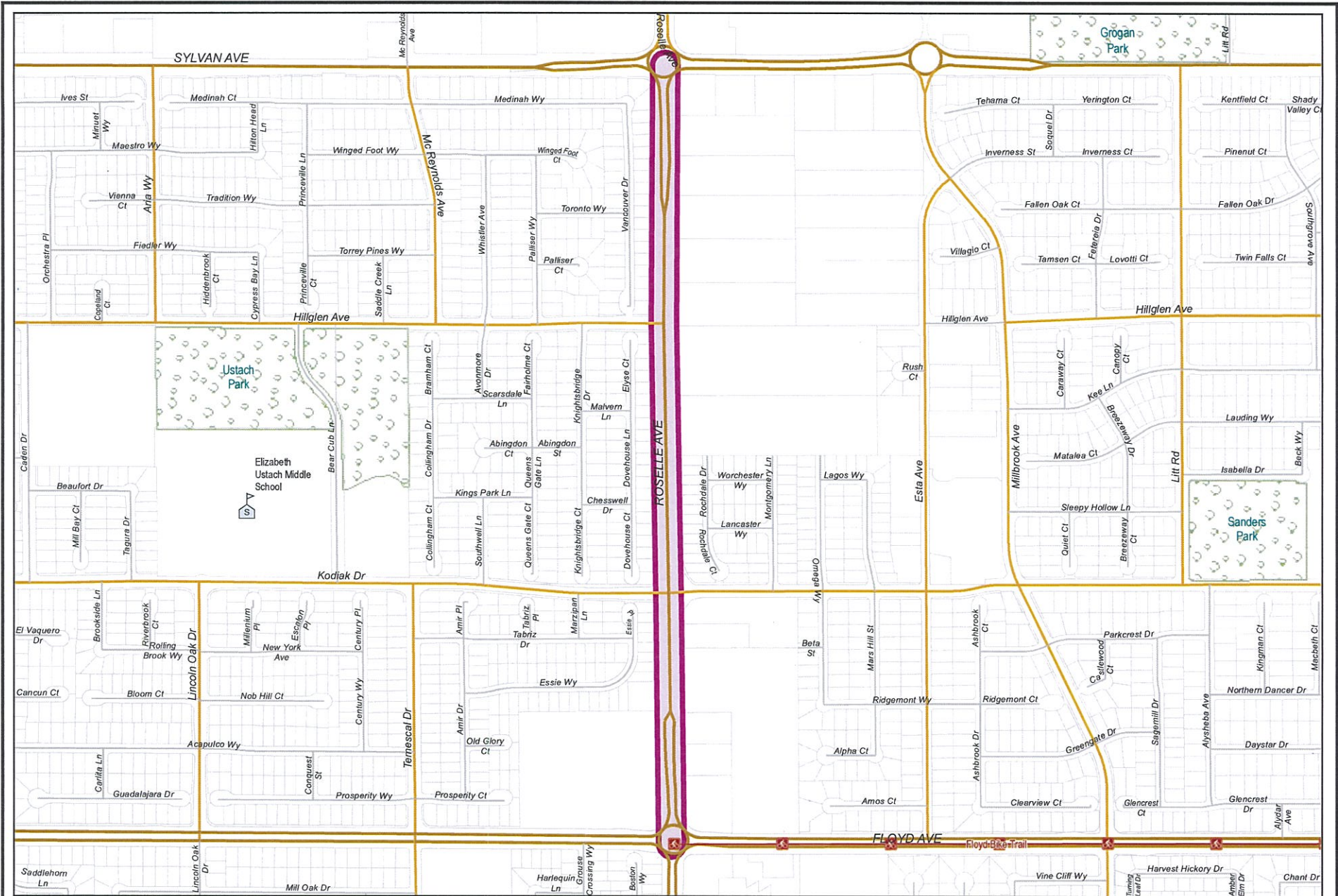
Proj Desc:

Proj Stat:

Revenues	Budget	Actuals+Commit	Available	Prop. Inc./Dec. for 18-19	Bud + Prop. Incr/Decr	Avail.+ Prop. Incr/Decr	19-20	20-21	21-22	22-23	Total Budgeted up to 2023
63295 Transfer In from Fund 3295	2,635,322	0	2,635,322	0	2,635,322	2,635,322	0	0	0	0	2,635,322
Revenue Totals:	2,635,322	0	2,635,322	0	2,635,322	2,635,322	0	0	0	0	2,635,322

Expenditures	Budget	Actual+Commit	Available	Prop. Inc./Dec. for 18-19	Budget+Prop. Inc./Dec.	Avail.+Prop. Inc./Dec.	19-20	20-21	21-22	22-23	Total Budgeted up to 2023
CA Construction Admin	91,110	25,218	65,892	313,608	404,718	379,500	0	0	0	0	404,718
CON Construction	879,000	337,819	541,181	1,758,819	2,637,819	2,300,000	0	0	0	0	2,637,819
CTGY Contingency - CIP	68,110	0	68,110	161,890	230,000	230,000	0	0	0	0	230,000
DR Develop Reimburse	2,635,322	0	2,635,322	0	2,635,322	2,635,322	0	0	0	0	2,635,322
EDA Eng/Design/Admin	182,000	138,276	43,724	256,381	438,381	300,105	0	0	0	0	438,381
ENV CIP - Environmental	0	0	0	50,000	50,000	50,000	0	0	0	0	50,000
LA Land Acquisition	509,780	76,131	433,649	971,350	1,481,130	1,404,999	0	0	0	0	1,481,130
UE Utility Relocation	0	0	0	20,000	20,000	20,000	0	0	0	0	20,000
Expenditure Totals:	4,365,322	577,445	3,787,877	3,532,048	7,897,370	7,319,925	0	0	0	0	7,897,370

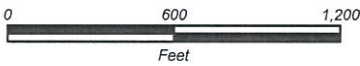
Fund Balance Required	Budget+Prop. Inc./Dec.	Available+Prop. Inc./Dec.
Village One #2 CFD Fund-3290	5,262,048	4,684,603



City of Modesto

Project #: 100106

CED - Roselle Avenue between Sylvan/Floyd



City of Modesto: 2018-23 Capital Improvement Program

CED - Roselle Avenue between Sylvan/Floyd

100106

Capital Un-sponsored

<i>Cost Center:</i> 14999	<i>Category:</i> Traffic Circulation	<i>Start Date:</i> 2011
<i>Hosting Fund:</i> Village One #2 CFD Fund - CIP Projects-3291	<i>Type Class:</i> Other Street Projects	<i>End Date:</i> 2018
<i>Element Listing:</i> Comm Svcs & Fac	<i>Area:</i> Village One	<i>Status:</i> Active
<i>Classification:</i> Improvements	<i>Manager:</i> Soares, Phillip	<i>Const. Code:</i> New or Future

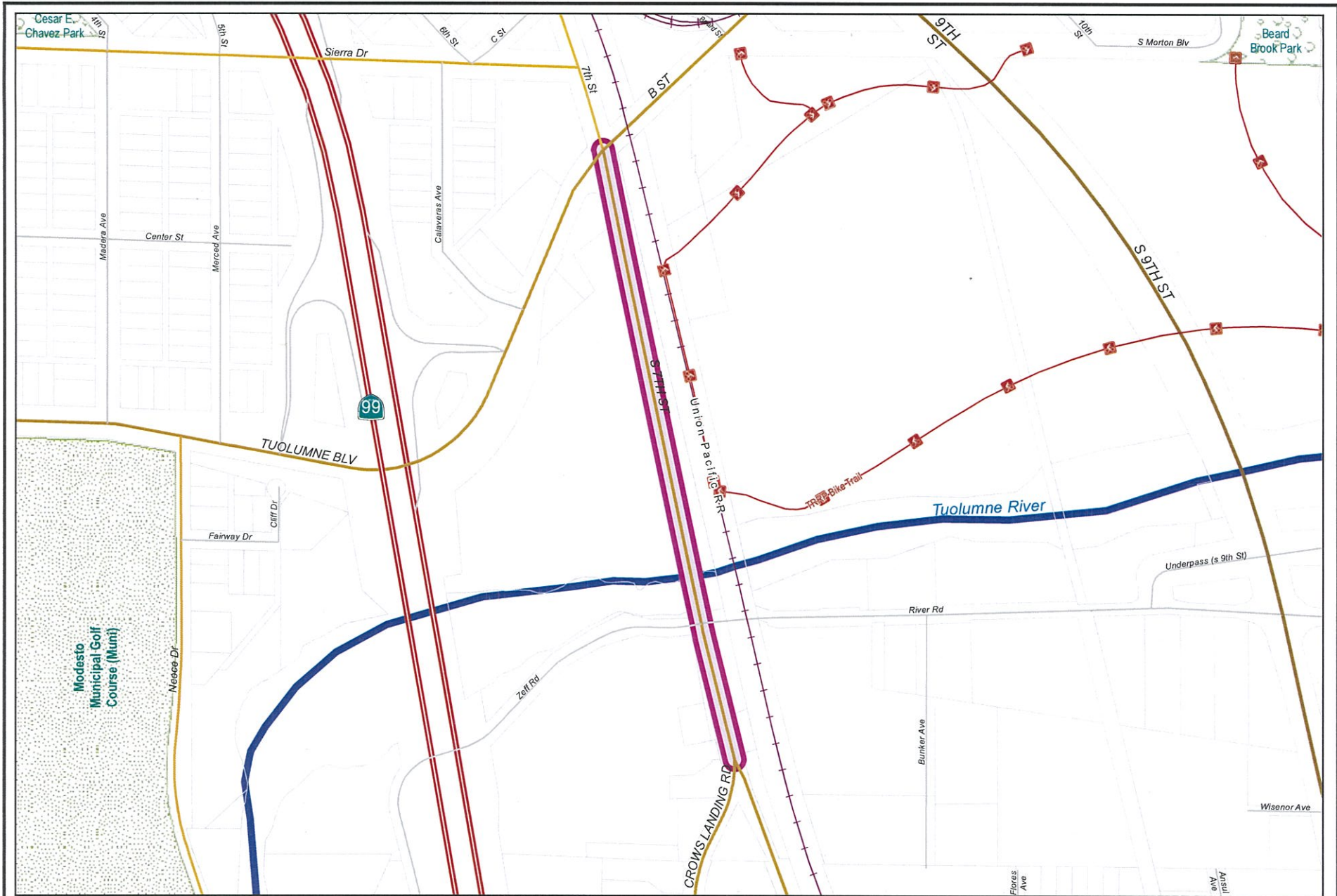
Proj Desc: This project will provide funding to acquire the necessary right of way and complete the construction of the remaining road improvements on Roselle Ave. between Floyd Ave. and Sylvan Ave. including curb, gutter, sidewalk, parkway landscaping and median landscaping. This project also includes the construction of a roundabout at the Roselle/Kodiak intersection. A portion of this project was constructed by a developer. The developer was reimbursed per the terms set forth in the Acquisition and Shortfall Agreement with Village One #2 bond proceeds.

Proj Stat: Design is complete. ROW acquisition is complete. Anticipate construction completed by Summer 2018. Project will be closed to move into appropriate fund and given a new project number.

Revenues	Budget	Actuals+Commit	Available	Prop. Inc./Dec. for 18-19	Bud + Prop. Incr/Decr	Avail.+ Prop. Incr/Decr	19-20	20-21	21-22	22-23	Total Budgeted up to 2023
42110 Intergov - State - CA Department of Transportation	0	0	0	0	0	0	0	0	0	0	0
47020 Refunds, Damages, and Cost Recovery	0	8,927	-8,927	0	0	-8,927	0	0	0	0	0
80501 Reserve - Bond Financing	4,401,400	0	4,401,400	0	4,401,400	4,401,400	0	0	0	0	4,401,400
Revenue Totals:	4,401,400	8,927	4,392,473	0	4,401,400	4,392,473	0	0	0	0	4,401,400

Expenditures	Budget	Actual+Commit	Available	Prop. Inc./Dec. for 18-19	Budget+Prop. Inc./Dec.	Avail.+Prop. Inc./Dec.	19-20	20-21	21-22	22-23	Total Budgeted up to 2023
CA Construction Admin	382,649	275,793	106,856	0	382,649	106,856	0	0	0	0	382,649
CCF City Construct Force	21,701	9,006	12,695	0	21,701	12,695	0	0	0	0	21,701
CON Construction	4,212,712	4,162,592	50,120	0	4,212,712	50,120	0	0	0	0	4,212,712
CTGY Contingency - CIP	389,974	43,440	346,534	0	389,974	346,534	0	0	0	0	389,974
EDA Eng/Design/Admin	663,310	671,570	-8,260	0	663,310	-8,260	0	0	0	0	663,310
LA Land Acquisition	726,567	726,567	0	0	726,567	0	0	0	0	0	726,567
Expenditure Totals:	6,396,913	5,888,968	507,945	0	6,396,913	507,945	0	0	0	0	6,396,913


Fund Balance Required	Budget+Prop. Inc./Dec.	Available+Prop. Inc./Dec.
Village One #2 CFD Fund - CIP Projects-3291	1,995,513	-3,884,528



City of Modesto

Project #: 100586

CED - 7th Street Bridge at Tuolumne River



City of Modesto: 2018-23 Capital Improvement Program

CED - 7th Street Bridge at Tuolumne River

100586

Capital Un-sponsored

<i>Cost Center:</i> 14999	<i>Category:</i> Traffic Circulation	<i>Start Date:</i> 2011
<i>Hosting Fund:</i> Streets Capital Facility Fee Fund-3410	<i>Type Class:</i> Major Street Improvements	<i>End Date:</i>
<i>Element Listing:</i> Comm Svcs & Fac	<i>Area:</i> Within City	<i>Status:</i> Active
<i>Classification:</i> Improvements	<i>Manager:</i> Covolo, Charles	<i>Const. Code:</i> New or Future

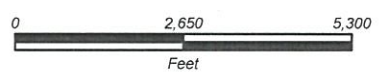
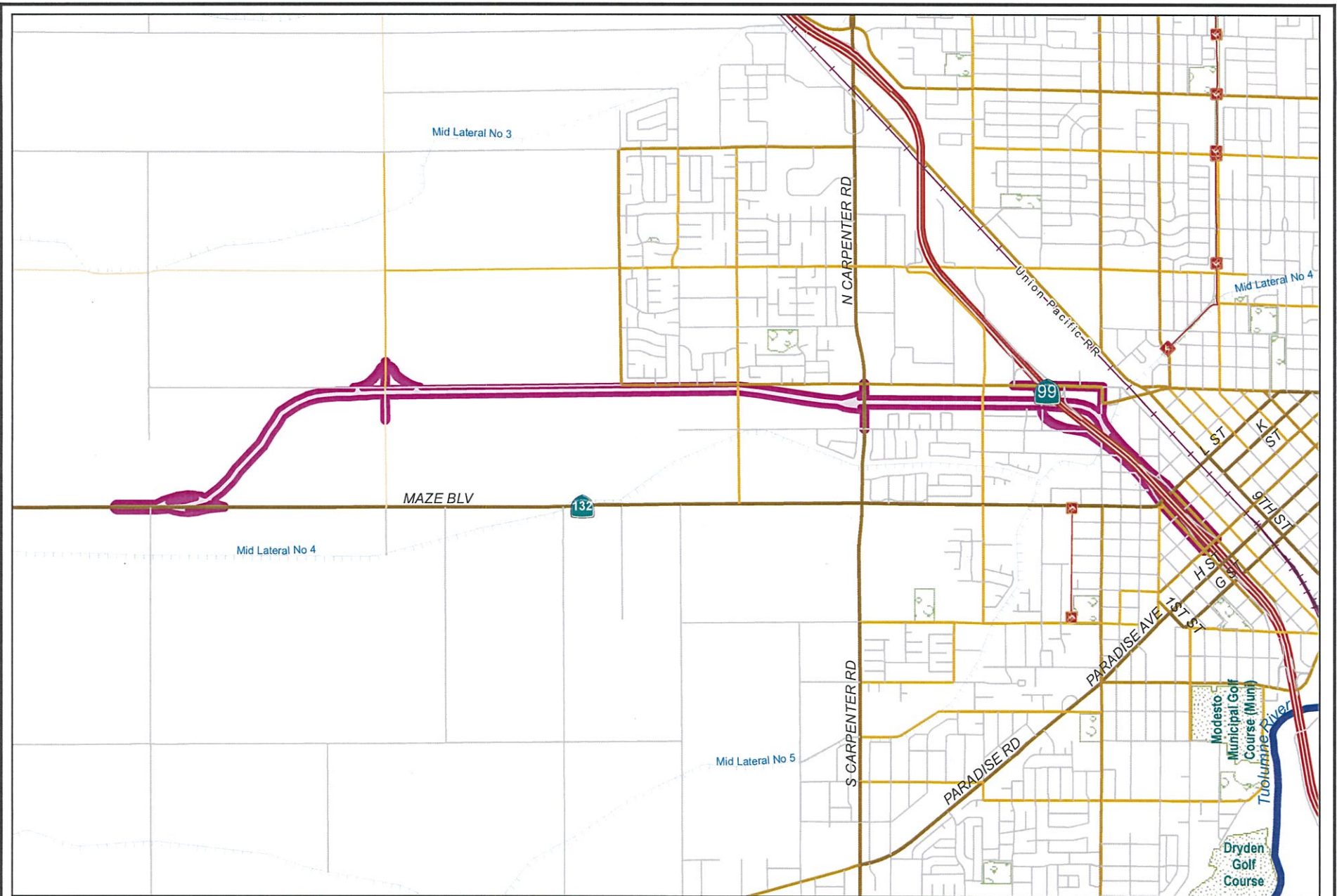
Proj Desc: Rehabilitate or replace the 7th Street Bridge over the Tuolumne River. Stanislaus County will be the lead agency for this project. It is expected that 88.53% of the project costs will be federally funded. The City and County will share in the cost of the local match requirement per the terms stated in the Memorandum of Understanding.

Proj Stat: Stanislaus County coordinating design with Jacobs Engineering.

Revenues	Budget	Actuals+Commit	Available	Prop. Inc./Dec. for 18-19	Bud + Prop. Incr/Decr	Avail.+ Prop. Incr/Decr	19-20	20-21	21-22	22-23	Total Budgeted up to 2023
42015 Intergov - Federal - Federal Highway Administration (DOT)	0	69,800	-69,800	0	0	-69,800	0	0	0	0	0
Revenue Totals:	0	69,800	-69,800	0	0	-69,800	0	0	0	0	0

Expenditures	Budget	Actual+Commit	Available	Prop. Inc./Dec. for 18-19	Budget+Prop. Inc./Dec.	Avail.+Prop. Inc./Dec.	19-20	20-21	21-22	22-23	Total Budgeted up to 2023
EDA Eng/Design/Admin	150,000	69,487	80,513	0	150,000	80,513	0	0	0	0	150,000
LM Local Match	533,500	120,371	413,129	0	533,500	413,129	0	0	0	0	533,500
Expenditure Totals:	683,500	189,857	493,643	0	683,500	493,643	0	0	0	0	683,500

Fund Balance Required	Budget+Prop. Inc./Dec.	Available+Prop. Inc./Dec.
Streets Capital Facility Fee Fund-3410	683,500	563,442



City of Modesto
 Project #: 100614
 CED - State Route 132 West Expressway



City of Modesto: 2018-23 Capital Improvement Program

CED - State Route 132 West Expressway

100614

Capital Un-sponsored

Cost Center: 14999 Category: Traffic Circulation Start Date: 2011
 Hosting Fund: Streets Capital Facility Fee Fund-3410 Type Class: Expressway Improvements End Date:
 Element Listing: Comm Dev Area: System Wide Status: Future
 Classification: Improvements Manager: Rawles, John Const. Code: New or Future

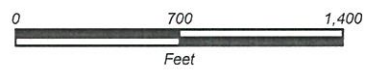
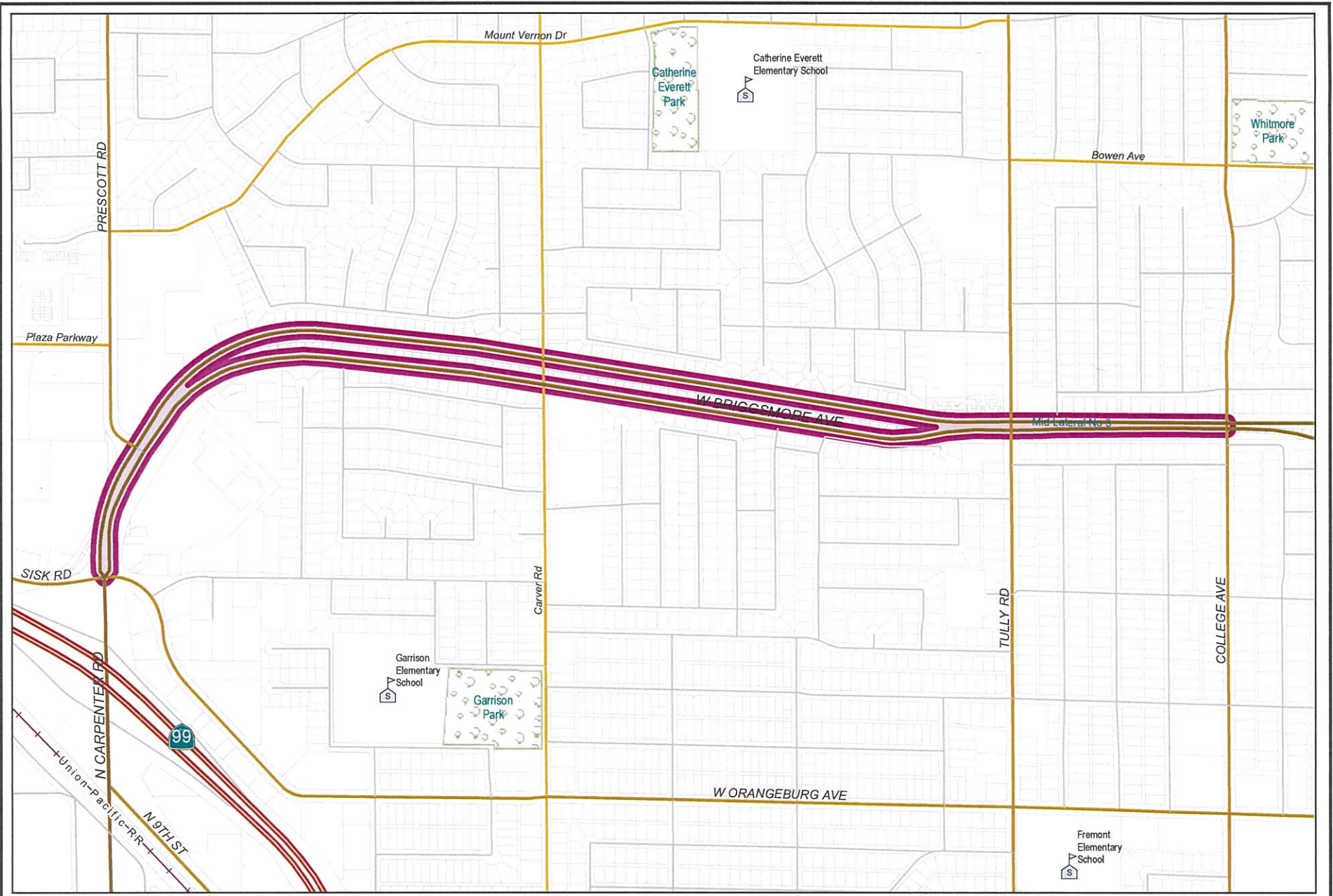
Proj Desc: Construct 4-lane freeway/expressway on new alignment.

Proj Stat: DRAFT Environmental Document (DED) geometric designs in approval phase.

Revenues	Budget	Actuals+Commit	Available	Prop. Inc./Dec. for 18-19	Bud + Prop. Incr/Decr	Avail.+ Prop. Incr/Decr	19-20	20-21	21-22	22-23	Total Budgeted up to 2023
42330 Intergov - Measure L Regional Funds	10,000,000	503,939	9,496,061	0	10,000,000	9,496,061	0	0	0	0	10,000,000
43240 CS - CD - Capital Facility Fees	4,415,000	0	4,415,000	0	4,415,000	4,415,000	0	0	0	0	4,415,000
Revenue Totals:	14,415,000	503,939	13,911,061	0	14,415,000	13,911,061	0	0	0	0	14,415,000

Expenditures	Budget	Actual+Commit	Available	Prop. Inc./Dec. for 18-19	Budget+Prop. Inc./Dec.	Avail.+Prop. Inc./Dec.	19-20	20-21	21-22	22-23	Total Budgeted up to 2023
EDA Eng/Design/Admin	10,760,000	8,645,096	2,114,904	0	10,760,000	2,114,904	0	0	0	0	10,760,000
ENV Environmental	115,000	108,554	6,446	0	115,000	6,446	0	0	0	0	115,000
LA Land Acquisition	3,540,000	0	3,540,000	0	3,540,000	3,540,000	0	0	0	0	3,540,000
Expenditure Totals:	14,415,000	8,753,651	5,661,349	0	14,415,000	5,661,349	0	0	0	0	14,415,000

Fund Balance Required	Budget+Prop. Inc./Dec.	Available+Prop. Inc./Dec.
Streets Capital Facility Fee Fund-3410	0	-8,249,712



City of Modesto

Project #: 100630

CED - Briggs. from Sisk to College (Suspended)



City of Modesto: 2018-23 Capital Improvement Program

CED - Briggs. from Sisk to College (Suspended)

100630

Capital Un-sponsored

Cost Center: 14999 **Category:** Traffic Circulation **Start Date:** 2011
Hosting Fund: LTF - Street and Roads Fund-1510 **Type Class:** Major Street Improvements **End Date:** 2018
Element Listing: Comm Svcs & Fac **Area:** Within City **Status:** Active
Classification: Maintenance **Manager:** Dion, Victoria Michelle **Const. Code:** Construction Completed

Proj Desc: This is a federally funded pavement rehabilitation project to resurface portions of Briggsmore Ave. between Sisk and McHenry. Briggsmore will receive a microsurfacing treatment from Sisk Road to just west of McHenry. Restriping to include bike lanes.

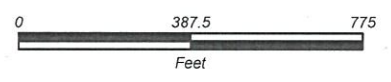
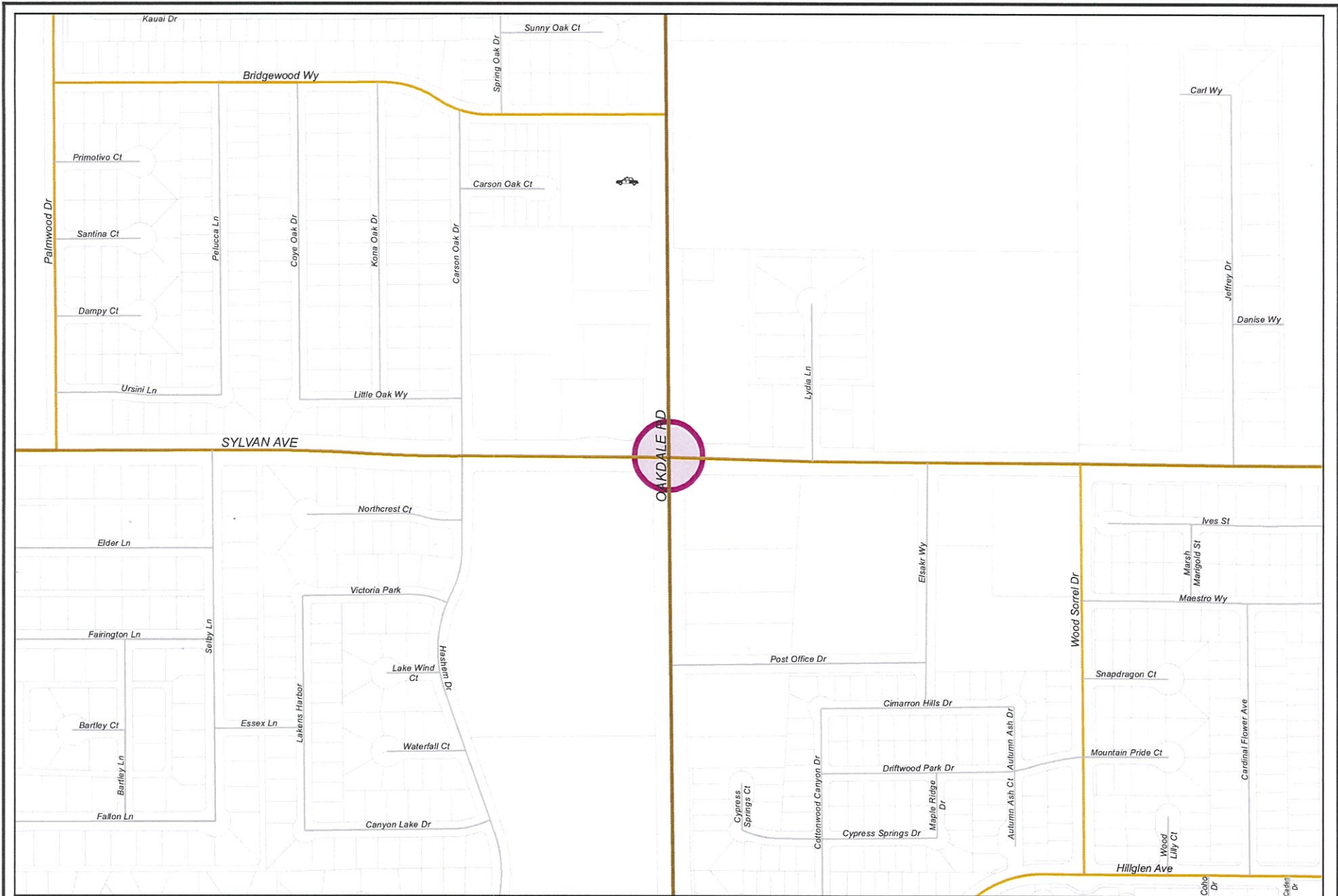
Federal project number is STPL-5059 (188).

Proj Stat: Project constructed. Project closeout by Summer 2018.

Revenues	Budget	Actuals+Commit	Available	Prop. Inc./Dec. for 18-19	Bud + Prop. Inc./Decr	Avail.+ Prop. Incr/Decr	19-20	20-21	21-22	22-23	Total Budgeted up to 2023
42102 Intergov - State - LTF - Streets and Roads Deferred	0	38,341	-38,341	0	0	-38,341	0	0	0	0	0
42110 Intergov - State - CA Department of Transportation	1,739,188	1,651,993	87,195	0	1,739,188	87,195	0	0	0	0	1,739,188
61510 Transfer In from Fund 1510	0	0	0	0	0	0	0	0	0	0	0
61720 Transfer In from Fund 1720	0	0	0	0	0	0	0	0	0	0	0
Revenue Totals:	1,739,188	1,690,334	48,854	0	1,739,188	48,854	0	0	0	0	1,739,188

Expenditures	Budget	Actual+Commit	Available	Prop. Inc./Dec. for 18-19	Budget+Prop. Inc./Dec.	Avail.+Prop. Inc./Dec.	19-20	20-21	21-22	22-23	Total Budgeted up to 2023
CA Construction Admin	200,172	131,149	69,023	0	200,172	69,023	0	0	0	0	200,172
CCF City Construction Fo	5,982	0	5,982	0	5,982	5,982	0	0	0	0	5,982
CON Construction	1,429,802	1,431,792	-1,990	0	1,429,802	-1,990	0	0	0	0	1,429,802
CTGY Contingency - CIP	114,384	48,779	65,605	0	114,384	65,605	0	0	0	0	114,384
EDA Eng/Design/Admin	250,708	233,989	16,719	0	250,708	16,719	0	0	0	0	250,708
Expenditure Totals:	2,001,048	1,845,709	155,339	0	2,001,048	155,339	0	0	0	0	2,001,048

Fund Balance Required	Budget+Prop. Inc./Dec.	Available+Prop. Inc./Dec.
LTF - Street and Roads Fund-1510	261,860	106,485

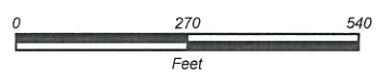
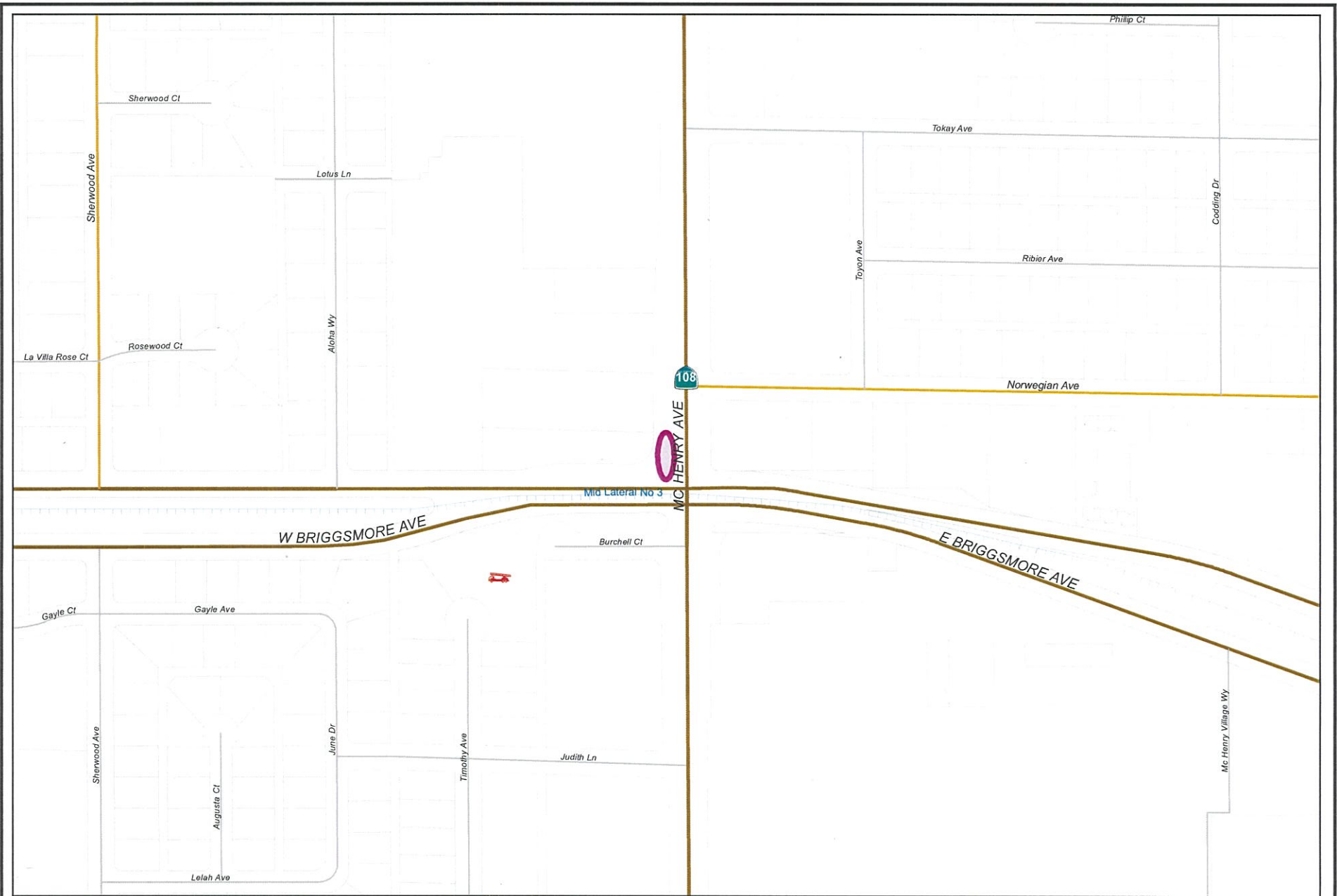


City of Modesto

Project #: 100631

CED - Oakdale Road and Sylvan Avenue Intersection Improvements





City of Modesto

Project #: 100632



CED - Right Turn Lane Southbound McHenry Ave to Westbound Briggsmore Ave

City of Modesto: 2018-23 Capital Improvement Program

CED - Right Turn Lane Southbound McHenry Ave to Westbound Briggsmore Ave

100632

Capital Un-sponsored

<i>Cost Center:</i> 14999	<i>Category:</i> Traffic Circulation	<i>Start Date:</i> 2011
<i>Hosting Fund:</i> Streets Capital Facility Fee Fund-3410	<i>Type Class:</i> Intersection Upgrade	<i>End Date:</i>
<i>Element Listing:</i> Comm Dev	<i>Area:</i> Within City	<i>Status:</i> Future
<i>Classification:</i> Improvements	<i>Manager:</i> Covolo, Charles	<i>Const. Code:</i> New or Future

Proj Desc: This project provides funding to widen and install right turn lane at southbound McHenry Avenue to westbound Briggsmore Avenue. The work to be done includes curb, gutter, sidewalk, traffic signal modifications and paving to add right-turn lane.

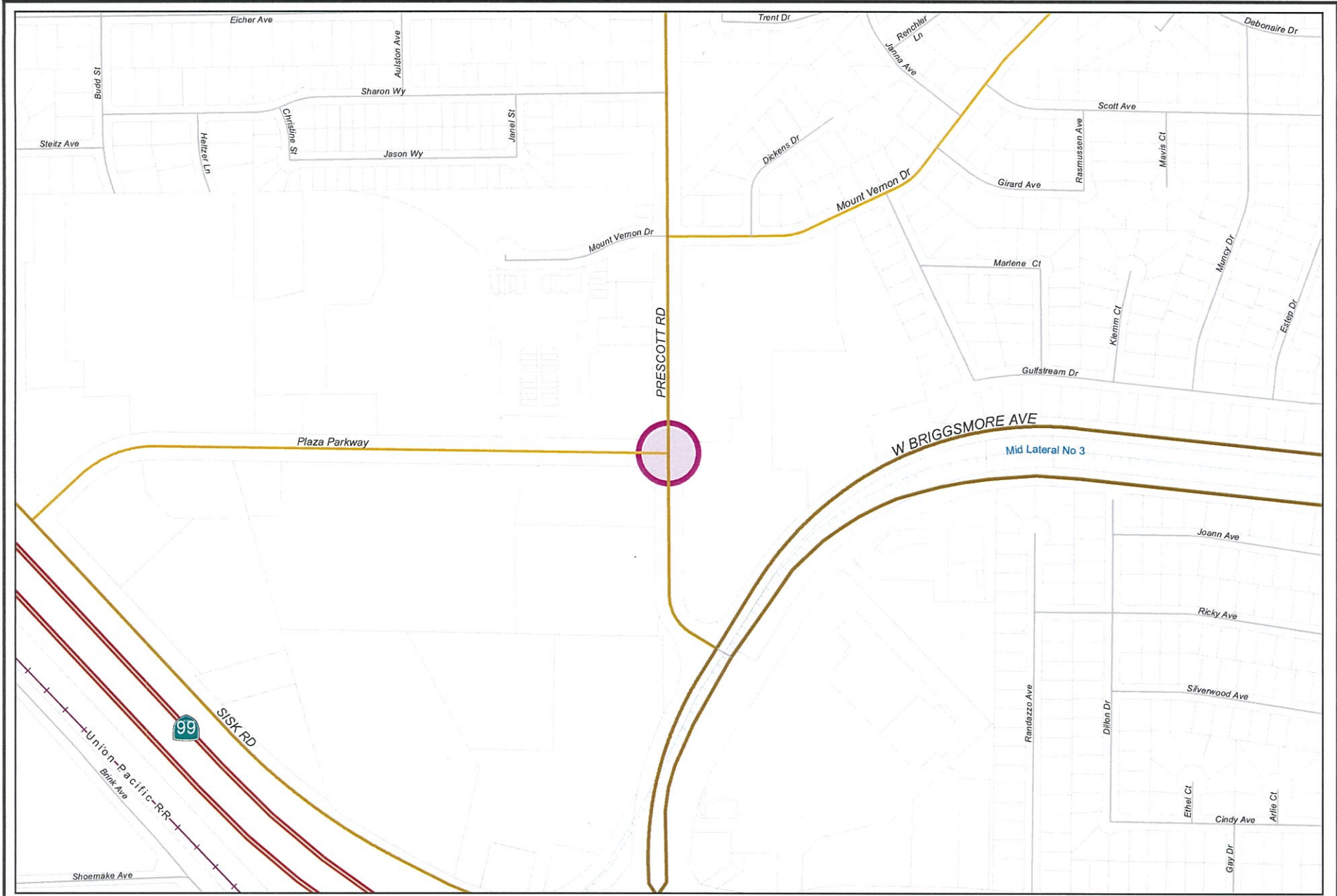
Additional Project Status: Additional funds will be required prior to start of construction.

Proj Stat: Project construction drawing & specifications 95% complete. Caltrans Encroachment permit received. Dry Utility relocation complete. Anticipate construction Summer 2019.

Revenues	Budget	Actuals+Commit	Available	Prop. Inc./Dec. for 18-19	Bud + Prop. Incr/Decr	Avail.+ Prop. Incr/Decr	19-20	20-21	21-22	22-23	Total Budgeted up to 2023
42110 Intergov - State - CA Department of Transportation	858,630	376,335	482,295	0	858,630	482,295	0	0	0	0	858,630
43240 CS - CD - Capital Facility Fees	194,300	0	194,300	0	194,300	194,300	0	0	0	0	194,300
Revenue Totals:	1,052,930	376,335	676,595	0	1,052,930	676,595	0	0	0	0	1,052,930

Expenditures	Budget	Actual+Commit	Available	Prop. Inc./Dec. for 18-19	Budget+Prop. Inc./Dec.	Avail.+Prop. Inc./Dec.	19-20	20-21	21-22	22-23	Total Budgeted up to 2023
CA Construction Admin	72,890	874	72,016	121,384	194,274	193,400	0	0	0	0	194,274
CON Construction	494,082	0	494,082	685,009	1,179,091	1,179,091	0	0	0	0	1,179,091
CTGY-CIP Contingency - CIP	48,593	0	48,593	68,607	117,200	117,200	0	0	0	0	117,200
EDA Eng/Design/Admin	169,000	158,639	10,361	20,000	189,000	30,361	0	0	0	0	189,000
LA Land Acquisition	240,605	240,605	0	0	240,605	0	0	0	0	0	240,605
UE Utility and EIR	27,760	18,640	9,120	5,000	32,760	14,120	0	0	0	0	32,760
Expenditure Totals:	1,052,930	418,759	634,171	900,000	1,952,930	1,534,171	0	0	0	0	1,952,930

Fund Balance Required	Budget+Prop. Inc./Dec.	Available+Prop. Inc./Dec.
Streets Capital Facility Fee Fund-3410	900,000	857,577



City of Modesto

Project #: 100633

CED - Right Turn Lane at Prescott and Plaza Parkway



City of Modesto: 2018-23 Capital Improvement Program

CED - Right Turn Lane at Prescott and Plaza Parkway

100633

Capital Un-sponsored

<i>Cost Center:</i> 14999	<i>Category:</i> Traffic Circulation	<i>Start Date:</i> 2011
<i>Hosting Fund:</i> Capital Grants - Streets CIP Projects-3160	<i>Type Class:</i> Intersection Upgrade	<i>End Date:</i>
<i>Element Listing:</i> Comm Dev	<i>Area:</i> Within City	<i>Status:</i> Active
<i>Classification:</i> Improvements	<i>Manager:</i> Covolo, Charles	<i>Const. Code:</i> New or Future

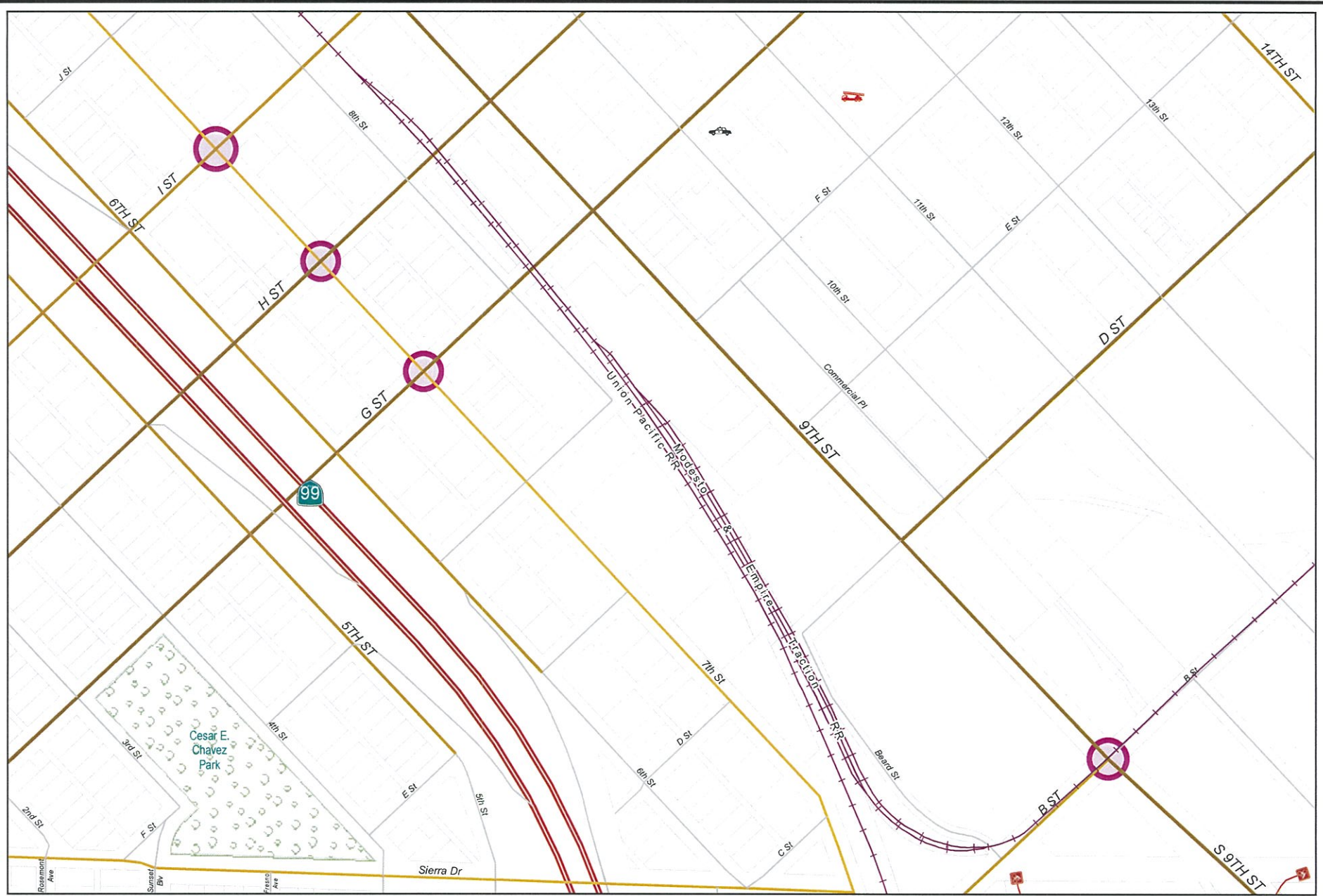
Proj Desc: Widen and install right turn lane at southbound Prescott Road to westbound Plaza Parkway. The work to be done include curb, gutter, sidewalk, traffic signal modification and paving to add right-turn lane.

Proj Stat: Project construction drawings & project specifications are complete. Dry utilities relocation complete. Construction to start Summer 2018.

Revenues	Budget	Actuals+Commit	Available	Prop. Inc./Dec. for 18-19	Bud + Prop. Incr/Decr	Avail.+ Prop. Incr/Decr	19-20	20-21	21-22	22-23	Total Budgeted up to 2023
42110 Intergov - State - CA Department of Transportation	1,000,000	107,938	892,062	0	1,000,000	892,062	0	0	0	0	1,000,000
61700 Transfer In from Fund 1700	106,130	0	106,130	0	106,130	106,130	0	0	0	0	106,130
61720 Transfer In from Fund 1720	0	0	0	0	0	0	0	0	0	0	0
61730 Transfer In from Fund 1730	4,200	0	4,200	0	4,200	4,200	0	0	0	0	4,200
Revenue Totals:	1,110,330	107,938	1,002,392	0	1,110,330	1,002,392	0	0	0	0	1,110,330

Expenditures	Budget	Actual+Commit	Available	Prop. Inc./Dec. for 18-19	Budget+Prop. Inc./Dec.	Avail.+Prop. Inc./Dec.	19-20	20-21	21-22	22-23	Total Budgeted up to 2023
CA Construction Admin	110,267	3,120	107,147	0	110,267	107,147	0	0	0	0	110,267
CON Construction	761,402	0	761,402	0	761,402	761,402	0	0	0	0	761,402
CTGY Contingency - CIP	73,512	0	73,512	0	73,512	73,512	0	0	0	0	73,512
EDA Eng/Design/Admin	124,200	122,125	2,075	0	124,200	2,075	0	0	0	0	124,200
UE Utility and EIR	40,949	33,446	7,503	0	40,949	7,503	0	0	0	0	40,949
Expenditure Totals:	1,110,330	158,691	951,639	0	1,110,330	951,639	0	0	0	0	1,110,330

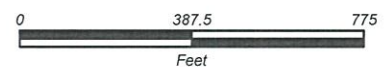
Fund Balance Required	Budget+Prop. Inc./Dec.	Available+Prop. Inc./Dec.
Capital Grants - Streets CIP Projects-3160	0	-50,753



City of Modesto

Project #: 100634

CED - Upgrade Traffic Signals - 2013



City of Modesto: 2018-23 Capital Improvement Program

CED - Upgrade Traffic Signals - 2013

100634

Capital Un-sponsored

<i>Cost Center:</i> 14999	<i>Category:</i> Traffic Circulation	<i>Start Date:</i> 2011
<i>Hosting Fund:</i> Capital Grants - Streets CIP Projects-3160	<i>Type Class:</i> Traffic Signals	<i>End Date:</i>
<i>Element Listing:</i> Comm Dev	<i>Area:</i> Within City	<i>Status:</i> Active
<i>Classification:</i> Improvements	<i>Manager:</i> Murphy, Mark G	<i>Const. Code:</i> New or Future

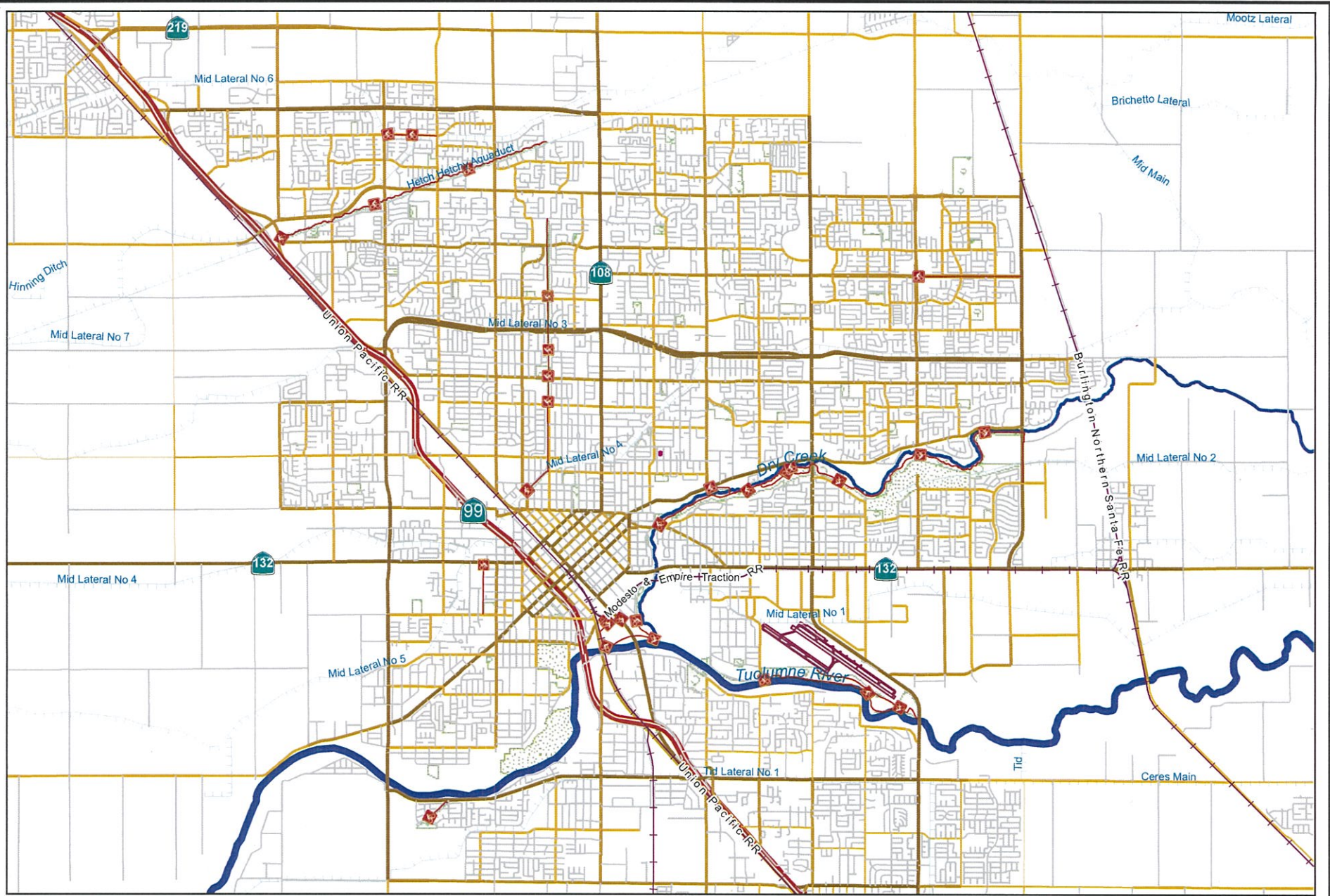
Proj Desc: Upgrade traffic signals at 9th @ B, 7th @ G, 7th @ H and 7th @ I Streets. Make ADA compliant, install pedestrian push buttons, indications, and vehicle detector loops.

Proj Stat: Design started and is 85% complete.

Revenues	Budget	Actuals+Commit	Available	Prop. Inc./Dec. for 18-19	Bud + Prop. Incr/Decr	Avail.+ Prop. Incr/Decr	19-20	20-21	21-22	22-23	Total Budgeted up to 2023
42110 Intergov - State - CA Department of Transportation	864,851	60,760	804,091	0	864,851	804,091	0	0	0	0	864,851
61410 Transfer In from Fund 1410	175,000	0	175,000	0	175,000	175,000	0	0	0	0	175,000
Revenue Totals:	1,039,851	60,760	979,091	0	1,039,851	979,091	0	0	0	0	1,039,851

Expenditures	Budget	Actual+Commit	Available	Prop. Inc./Dec. for 18-19	Budget+Prop. Inc./Dec.	Avail.+Prop. Inc./Dec.	19-20	20-21	21-22	22-23	Total Budgeted up to 2023
CA Construction Admin	102,551	2,107	100,444	0	102,551	100,444	0	0	0	0	102,551
CON Construction	798,000	0	798,000	0	798,000	798,000	0	0	0	0	798,000
CTGY-CIP Contingency - CIP	62,300	0	62,300	0	62,300	62,300	0	0	0	0	62,300
EDA Eng/Design/Admin	77,000	65,631	11,369	0	77,000	11,369	0	0	0	0	77,000
Expenditure Totals:	1,039,851	67,738	972,113	0	1,039,851	972,113	0	0	0	0	1,039,851

Fund Balance Required	Budget+Prop. Inc./Dec.	Available+Prop. Inc./Dec.
Capital Grants - Streets CIP Projects-3160	0	-6,978



City of Modesto

Project #: 100635

CED - Traffic Model Maintenance



City of Modesto: 2018-23 Capital Improvement Program

CED - Traffic Model Maintenance

100635

Capital Un-sponsored

<i>Cost Center:</i> 14999	<i>Category:</i> Traffic Circulation	<i>Start Date:</i> 2011
<i>Hosting Fund:</i> Streets Capital Facility Fee Fund-3410	<i>Type Class:</i> Intersection Upgrade	<i>End Date:</i>
<i>Element Listing:</i> Comm Dev	<i>Area:</i> Within City	<i>Status:</i> Active
<i>Classification:</i> Improvements	<i>Manager:</i> Wang, Haiyan	<i>Const. Code:</i> To be Closed

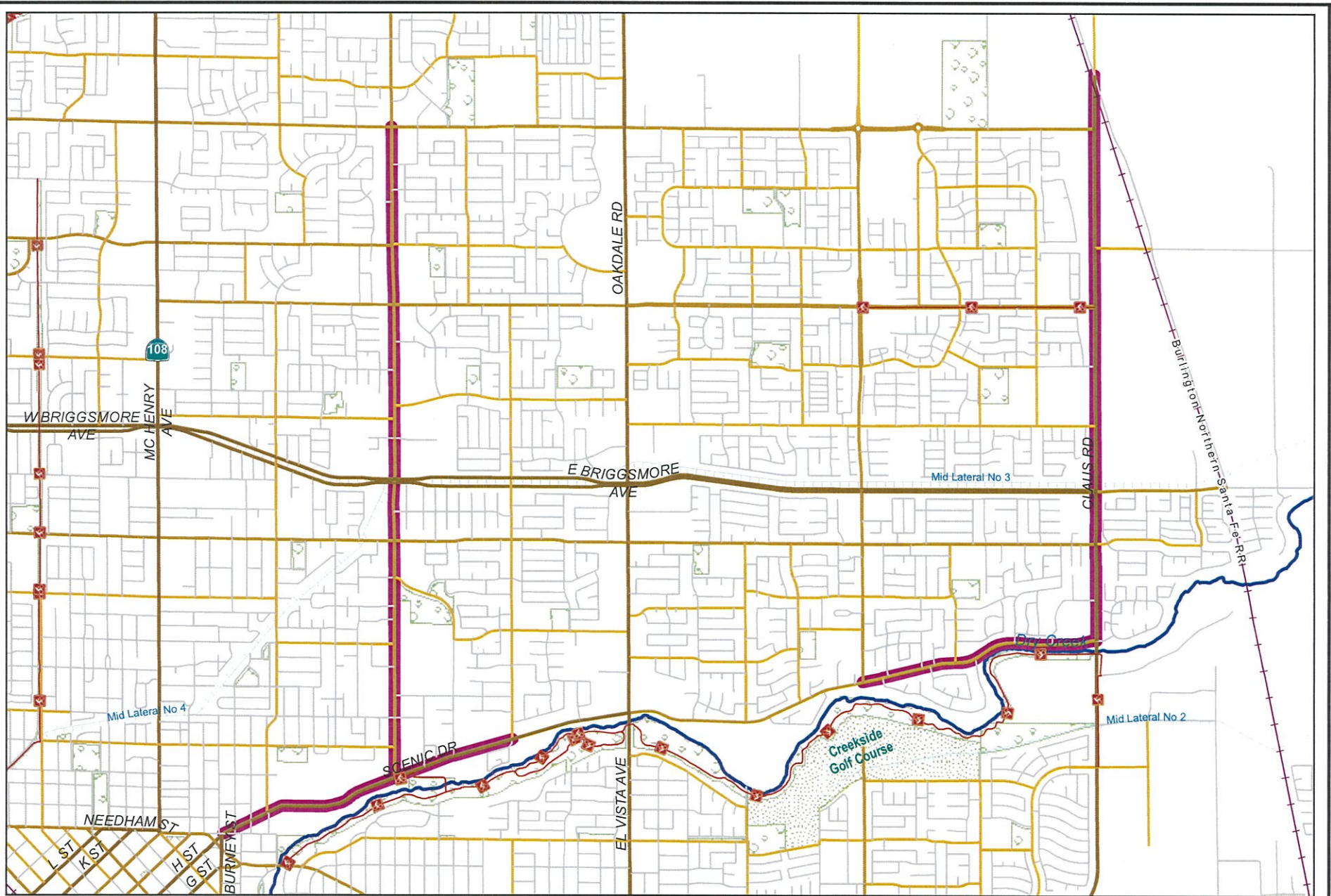
Proj Desc: This project will update the City of Modesto's Traffic Model. In addition, it will include a Traffic Counting Program that will be used for the maintenance of the Traffic Model and other traffic flow improvement projects.

Proj Stat: Project has been started and coordination with the StanCOG Traffic Model Update is underway. Funding for this project comes from a 100% CMAQ Grant.

Revenues	Budget	Actuals+Commit	Available	Prop. Inc./Dec. for 18-19	Bud + Prop. Incr/Decr	Avail.+ Prop. Incr/Decr	19-20	20-21	21-22	22-23	Total Budgeted up to 2023
42110 Intergov - State - CA Department of Transportation	400,000	312,990	87,010	0	400,000	87,010	0	0	0	0	400,000
Revenue Totals:	400,000	312,990	87,010	0	400,000	87,010	0	0	0	0	400,000

Expenditures	Budget	Actual+Commit	Available	Prop. Inc./Dec. for 18-19	Budget+Prop. Inc./Dec.	Avail.+Prop. Inc./Dec.	19-20	20-21	21-22	22-23	Total Budgeted up to 2023
CCF City Construct Force	389,789	337,443	52,346	0	389,789	52,346	0	0	0	0	389,789
CON Construction	10,211	10,347	-136	0	10,211	-136	0	0	0	0	10,211
Expenditure Totals:	400,000	347,790	52,210	0	400,000	52,210	0	0	0	0	400,000

Fund Balance Required	Budget+Prop. Inc./Dec.	Available+Prop. Inc./Dec.
Streets Capital Facility Fee Fund-3410	0	-34,800



City of Modesto

Project #: 100708

CED - 2015 Pavement Rehab



City of Modesto: 2018-23 Capital Improvement Program

CED - 2015 Pavement Rehab

100708

Capital Un-sponsored

<i>Cost Center:</i> 14999	<i>Category:</i> Traffic Circulation	<i>Start Date:</i> 2012
<i>Hosting Fund:</i> Capital Grants - Streets CIP Projects-3160	<i>Type Class:</i> Major Street Improvements	<i>End Date:</i>
<i>Element Listing:</i> Comm Svcs & Fac	<i>Area:</i> Within City	<i>Status:</i> Active
<i>Classification:</i> Improvements	<i>Manager:</i> Soares, Phillip	<i>Const. Code:</i> Not Awarded

Proj Desc: This is a federally-funded pavement rehabilitation project utilizing federal RSTP funds. The project improvements include pavement rehabilitation and a new bike path along Claus Road from Scenic to Merle. Toll credits will be used in place of match money for both the design and construction phases. Federal Project Number is STPL-5059(195).

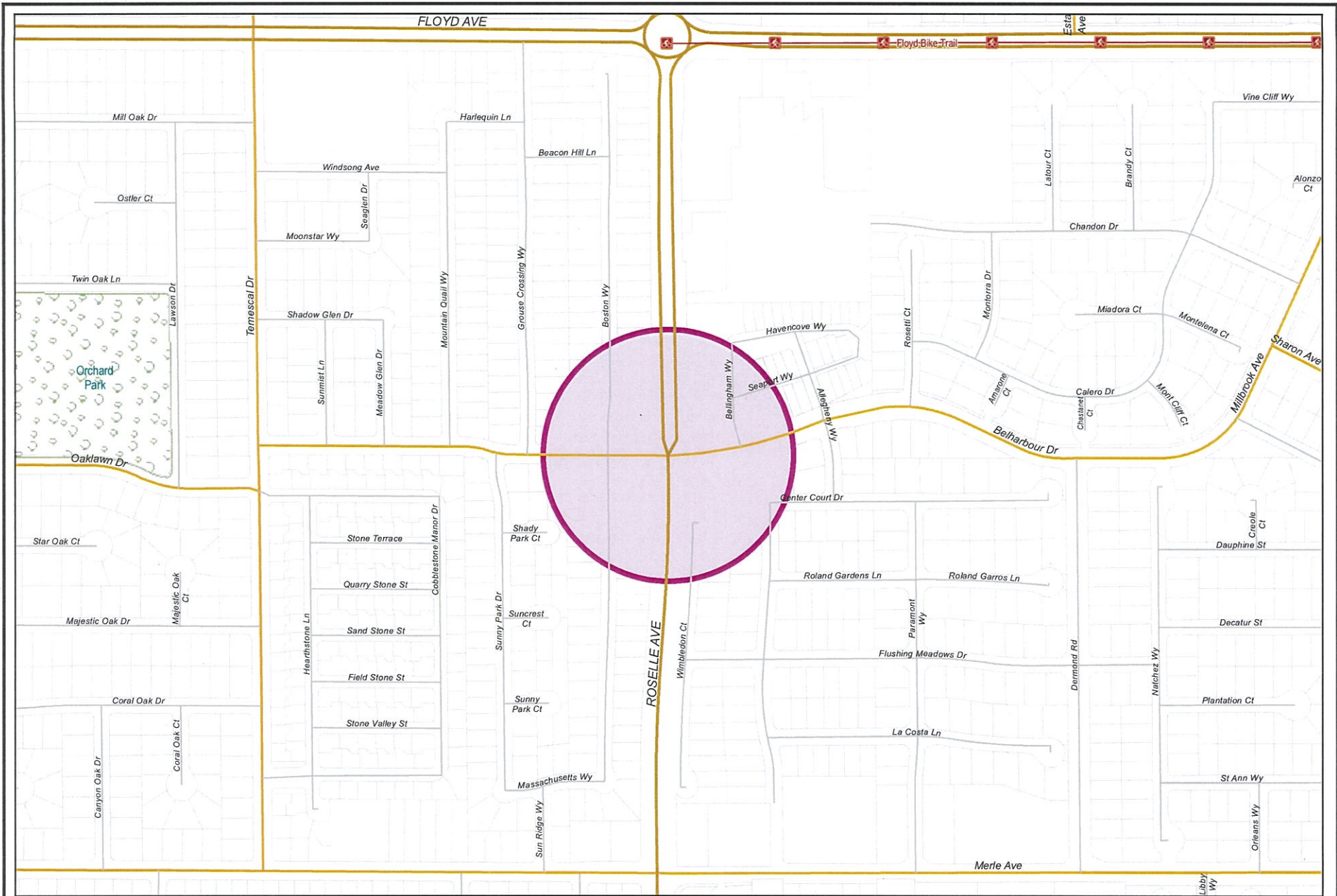
Proj Stat: Design underway. Anticipate construction Summer 2018.

Revenues	Budget	Actuals+Commit	Available	Prop. Inc./Dec. for 18-19	Bud + Prop. Incr/Decr	Avail.+ Prop. Incr/Decr	19-20	20-21	21-22	22-23	Total Budgeted up to 2023
42110 Intergov - State - CA Department of Transportation	2,143,750	131,387	2,012,363	0	2,143,750	2,012,363	0	0	0	0	2,143,750
Revenue Totals:	2,143,750	131,387	2,012,363	0	2,143,750	2,012,363	0	0	0	0	2,143,750

Expenditures	Budget	Actual+Commit	Available	Prop. Inc./Dec. for 18-19	Budget+Prop. Inc./Dec.	Avail.+Prop. Inc./Dec.	19-20	20-21	21-22	22-23	Total Budgeted up to 2023
CA Construction Admin	129,332	361	128,971	0	129,332	128,971	0	0	0	0	129,332
CON Construction	1,610,086	0	1,610,086	0	1,610,086	1,610,086	0	0	0	0	1,610,086
CTGY-CIP Contingency - CIP	129,332	0	129,332	0	129,332	129,332	0	0	0	0	129,332
EDA Eng/Design/Admin	275,000	268,921	6,079	0	275,000	6,079	0	0	0	0	275,000
Expenditure Totals:	2,143,750	269,283	1,874,467	0	2,143,750	1,874,467	0	0	0	0	2,143,750

Fund Balance Required	Budget+Prop. Inc./Dec.	Available+Prop. Inc./Dec.
Capital Grants - Streets CIP Projects-3160	0	-137,895

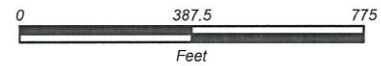
153



City of Modesto

Project #: 100719

PW - Traffic Signals 2013 (Ros/Bel) (CFD Village One # 2)



City of Modesto: 2018-23 Capital Improvement Program

PW - Traffic Signals 2013 (Ros/Bel) (CFD Village One # 2)

100719

Capital Un-sponsored

Cost Center: 14999 Category: Traffic Circulation Start Date: 2012
 Hosting Fund: Village One #2 CFD Fund - CIP Projects-3291 Type Class: Traffic Control Devices End Date: 2018
 Element Listing: Comm Dev Area: Within City Status: Active
 Classification: Improvements Manager: Barnes, Jeffrey L Const. Code: New or Future


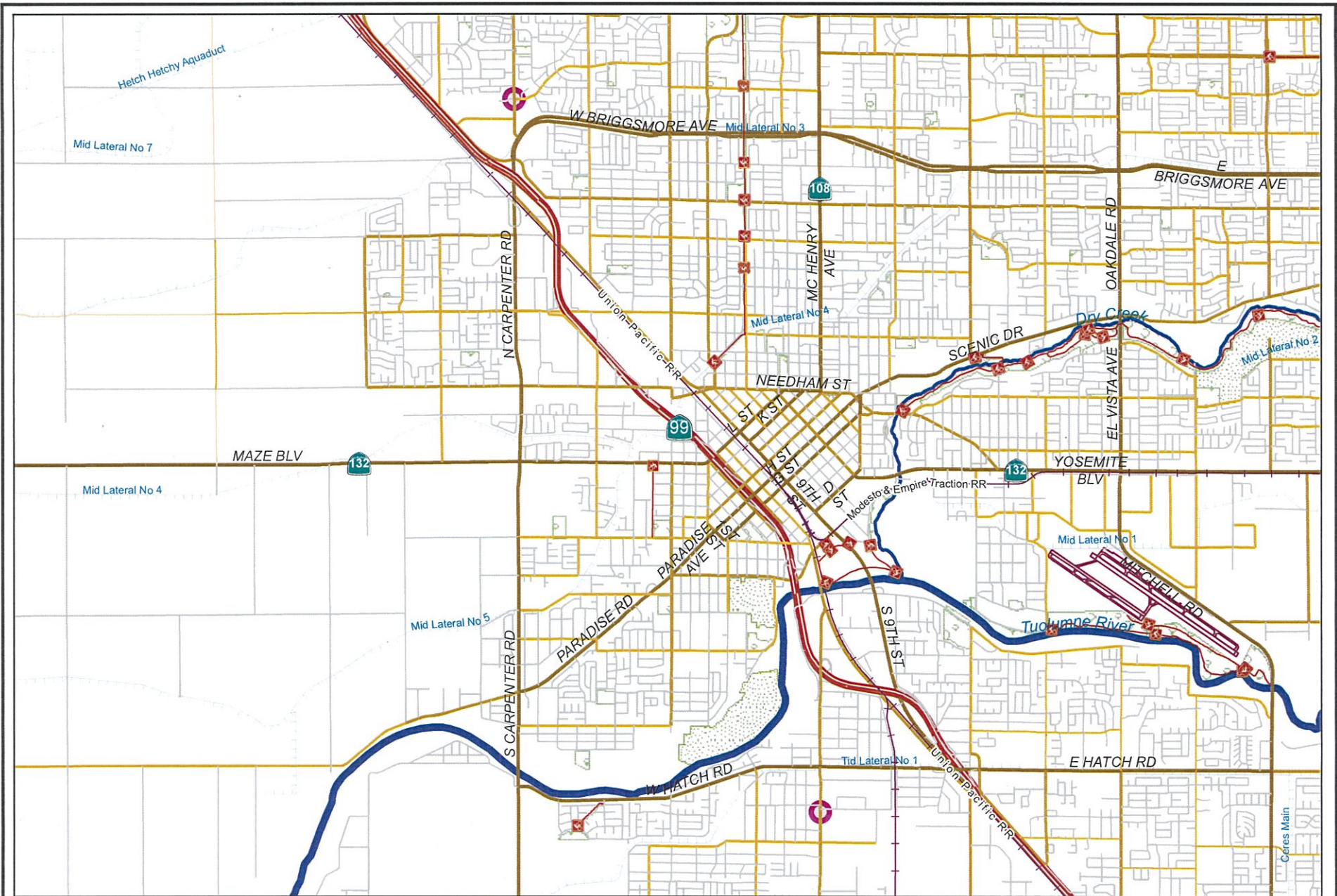
Proj Desc: This project will design and construct a traffic signal at the Roselle and Belharbour intersection to improve pedestrian crossing safety as well as Belharbour motorists access and safety when they cross or enter Roselle Avenue traffic. This intersection is well used by school pedestrians and it meets the school pedestrian traffic signal warrant.

Proj Stat: Project under construction. Project will be closed to move into appropriate fund and given a new project number.

Revenues	Budget	Actuals+Commit	Available	Prop. Inc./Dec. for 18-19	Bud + Prop. Incr/Decr	Avail.+ Prop. Incr/Decr	19-20	20-21	21-22	22-23	Total Budgeted up to 2023
42110 Intergov - State - CA Department of Transportation	240,061	38,446	201,615	0	240,061	201,615	0	0	0	0	240,061
61410 Transfer In from Fund 1410	38,371	0	38,371	0	38,371	38,371	0	0	0	0	38,371
Revenue Totals:	278,432	38,446	239,986	0	278,432	239,986	0	0	0	0	278,432

Expenditures	Budget	Actual+Commit	Available	Prop. Inc./Dec. for 18-19	Budget+Prop. Inc./Dec.	Avail.+Prop. Inc./Dec.	19-20	20-21	21-22	22-23	Total Budgeted up to 2023
CA Construction Admin	38,432	4,315	34,117	0	38,432	34,117	0	0	0	0	38,432
CON Construction	296,548	296,548	0	0	296,548	0	0	0	0	0	296,548
CTGY-CIP Contingency - CIP	23,724	0	23,724	0	23,724	23,724	0	0	0	0	23,724
EDA Eng/Design/Admin	45,000	45,094	-94	0	45,000	-94	0	0	0	0	45,000
Expenditure Totals:	403,704	345,957	57,747	0	403,704	57,747	0	0	0	0	403,704

Fund Balance Required	Budget+Prop. Inc./Dec.	Available+Prop. Inc./Dec.
Village One #2 CFD Fund - CIP Projects-3291	125,272	-182,240



City of Modesto

Project #: 100720

PW - Traffic Sgnls 13 (Pres/Mt.Vm) (Surface Transp Fund)



City of Modesto: 2018-23 Capital Improvement Program

PW - Traffic Sgnls 13 (Pres/Mt.Vrn) (Surface Transp Fund)

100720

Capital Un-sponsored

Cost Center: 14999 *Category:* Traffic Circulation *Start Date:* 2012
Hosting Fund: Capital Grants - Streets CIP Projects-3160 *Type Class:* Traffic Control Devices *End Date:*
Element Listing: Comm Dev *Area:* Within City *Status:* Active
Classification: Improvements *Manager:* Barnes, Jeffrey L *Const. Code:* New or Future

Proj Desc: This project provides 100% CMAQ Grant Funding to design traffic signals for Prescott at Mt. Vernon and Floyd at Millbrook.

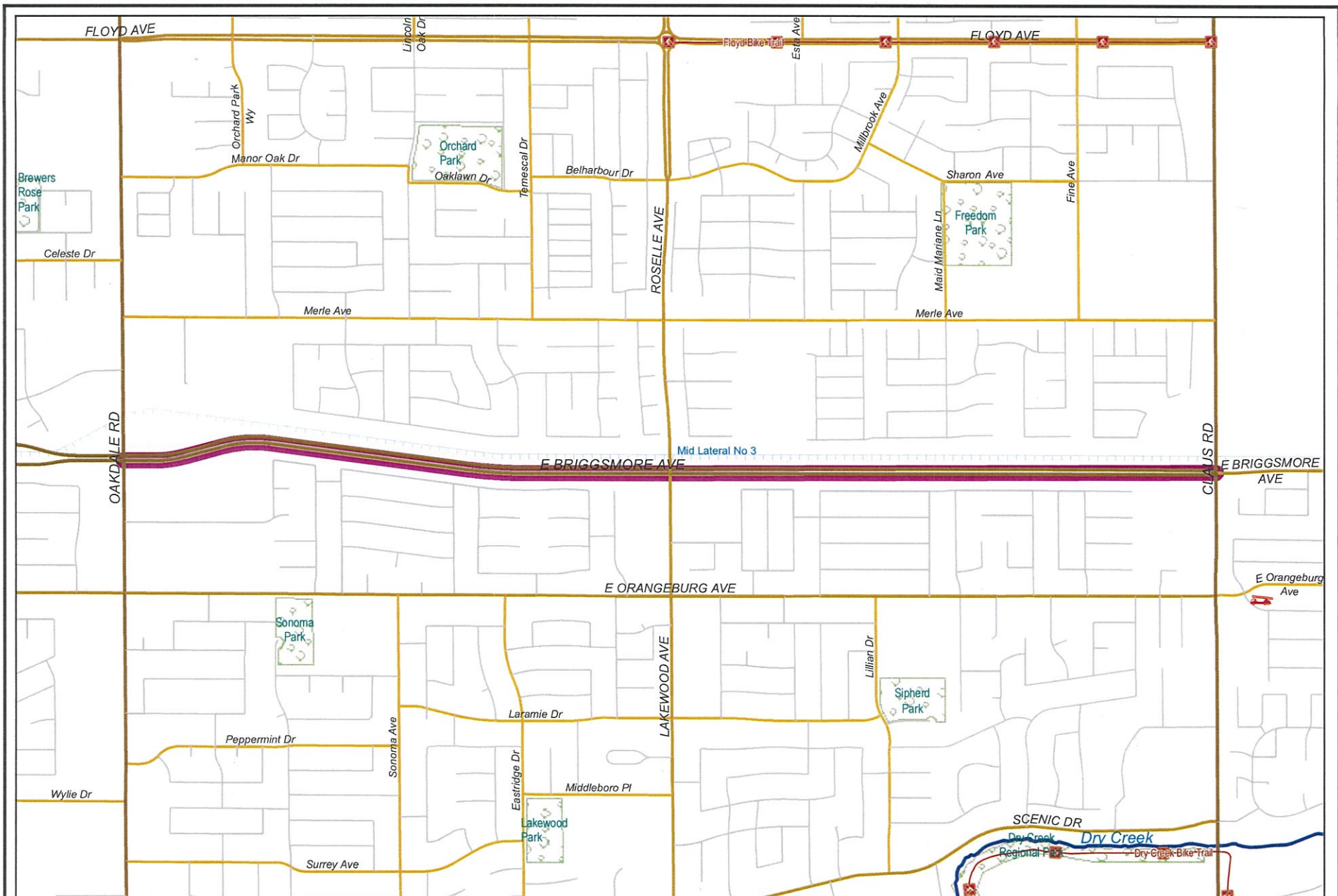
Funding (in the CIP Database) was transferred from project 100719 to this project on 1/14/2013.

Proj Stat: Project under construction

Revenues	Budget	Actuals+Commit	Available	Prop. Inc./Dec. for 18-19	Bud + Prop. Inc./Dec	Avail.+ Prop. Inc/Decr	19-20	20-21	21-22	22-23	Total Budgeted up to 2023
42110 Intergov - State - CA Department of Transportation	608,237	49,247	558,990	0	608,237	558,990	0	0	0	0	608,237
61410 Transfer In from Fund 1410	121,629	0	121,629	0	121,629	121,629	0	0	0	0	121,629
61700 Transfer In from Fund 1700	50,430	0	50,430	0	50,430	50,430	0	0	0	0	50,430
Revenue Totals:	780,296	49,247	731,049	0	780,296	731,049	0	0	0	0	780,296

Expenditures	Budget	Actual+Commit	Available	Prop. Inc./Dec. for 18-19	Budget+Prop. Inc./Dec.	Avail.+Prop. Inc./Dec.	19-20	20-21	21-22	22-23	Total Budgeted up to 2023
CA Construction Admin	75,468	3,793	71,675	0	75,468	71,675	0	0	0	0	75,468
CON Construction	593,243	582,312	10,931	0	593,243	10,931	0	0	0	0	593,243
CTGY-CIP Contingency - CIP	46,585	0	46,585	0	46,585	46,585	0	0	0	0	46,585
EDA Eng/Design/Admin	65,000	61,079	3,921	0	65,000	3,921	0	0	0	0	65,000
Expenditure Totals:	780,296	647,184	133,112	0	780,296	133,112	0	0	0	0	780,296

Fund Balance Required	Budget+Prop. Inc./Dec.	Available+Prop. Inc./Dec.
Capital Grants - Streets CIP Projects-3160	0	-597,937



City of Modesto

Project #: 100721

CED - Expand ATMS/CCTV Briggs



City of Modesto: 2018-23 Capital Improvement Program

CED - Expand ATMS/CCTV Briggs

100721

Capital Un-sponsored

Cost Center: 14999 *Category:* Traffic Circulation *Start Date:* 2012
Hosting Fund: Capital Grants - Streets CIP Projects-3160 *Type Class:* Traffic Control Devices *End Date:*
Element Listing: Comm Dev *Area:* Within City *Status:* Active
Classification: Improvements *Manager:* Murphy, Mark G *Const. Code:* New or Future

Proj Desc: Install conduit with fiber optic cable on Briggsmore Avenue from Oakdale Road to Claus Road.

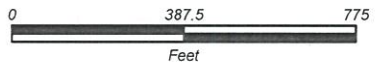
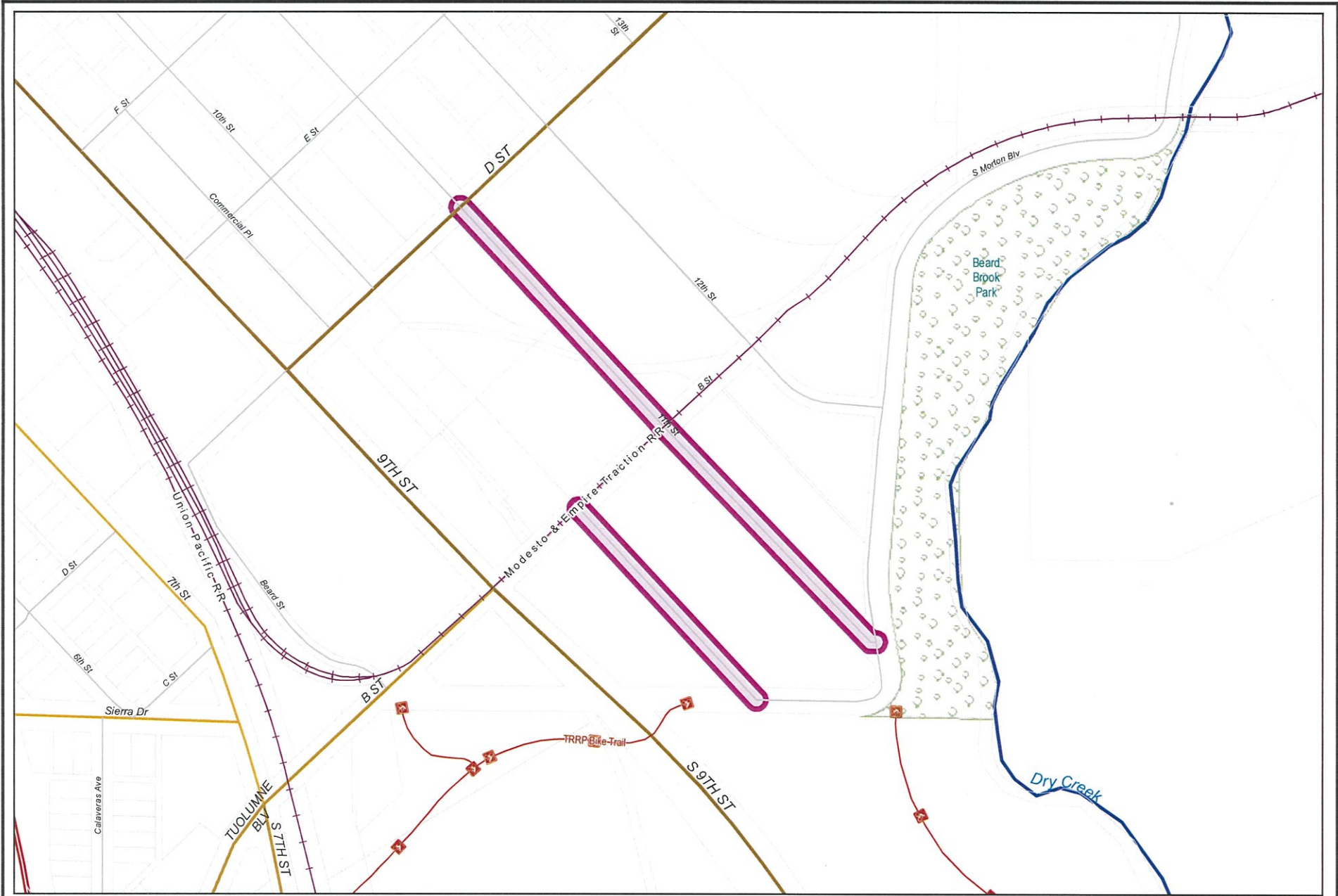
Proj Stat: Under construction

Revenues	Budget	Actuals+Commit	Available	Prop. Inc./Dec. for 18-19	Bud + Prop. Incr/Decr	Avail.+ Prop. Incr/Decr	19-20	20-21	21-22	22-23	Total Budgeted up to 2023
42110 Intergov - State - CA Department of Transportation	400,000	335,192	64,808	0	400,000	64,808	0	0	0	0	400,000
61700 Transfer In from Fund 1700	24,361	0	24,361	0	24,361	24,361	0	0	0	0	24,361
Revenue Totals:	424,361	335,192	89,169	0	424,361	89,169	0	0	0	0	424,361

Expenditures	Budget	Actual+Commit	Available	Prop. Inc./Dec. for 18-19	Budget+Prop. Inc./Dec.	Avail.+Prop. Inc./Dec.	19-20	20-21	21-22	22-23	Total Budgeted up to 2023
CA Construction Admin	36,511	35,281	1,230	0	36,511	1,230	0	0	0	0	36,511
CON Construction	280,350	280,756	-406	0	280,350	-406	0	0	0	0	280,350
CTGY Contingency - CIP	37,500	0	37,500	0	37,500	37,500	0	0	0	0	37,500
EDA Eng/Design/Admin	70,000	67,790	2,210	0	70,000	2,210	0	0	0	0	70,000
Expenditure Totals:	424,361	383,827	40,534	0	424,361	40,534	0	0	0	0	424,361

Fund Balance Required	Budget+Prop. Inc./Dec.	Available+Prop. Inc./Dec.
Capital Grants - Streets CIP Projects-3160	0	-48,635

159



City of Modesto

Project #: 100725

PW - Reconfiguration of 10th and 11th Streets between D St. and S. Morton Blvd.



City of Modesto: 2018-23 Capital Improvement Program

PW - Reconfiguration of 10th and 11th Streets between D St. and S. Morton Blvd.

100725

Capital Un-sponsored

<i>Cost Center:</i> 14999	<i>Category:</i> Traffic Circulation	<i>Start Date:</i> 2012
<i>Hosting Fund:</i> Economic Development/Strategic Plan Fund-1800	<i>Type Class:</i> Street Sidewalk Projects	<i>End Date:</i>
<i>Element Listing:</i> Comm Dev	<i>Area:</i> Within City	<i>Status:</i> New
<i>Classification:</i> Improvements	<i>Manager:</i> Sandhu, Balhar	<i>Const. Code:</i> New or Future

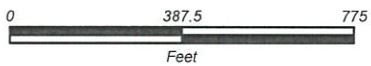
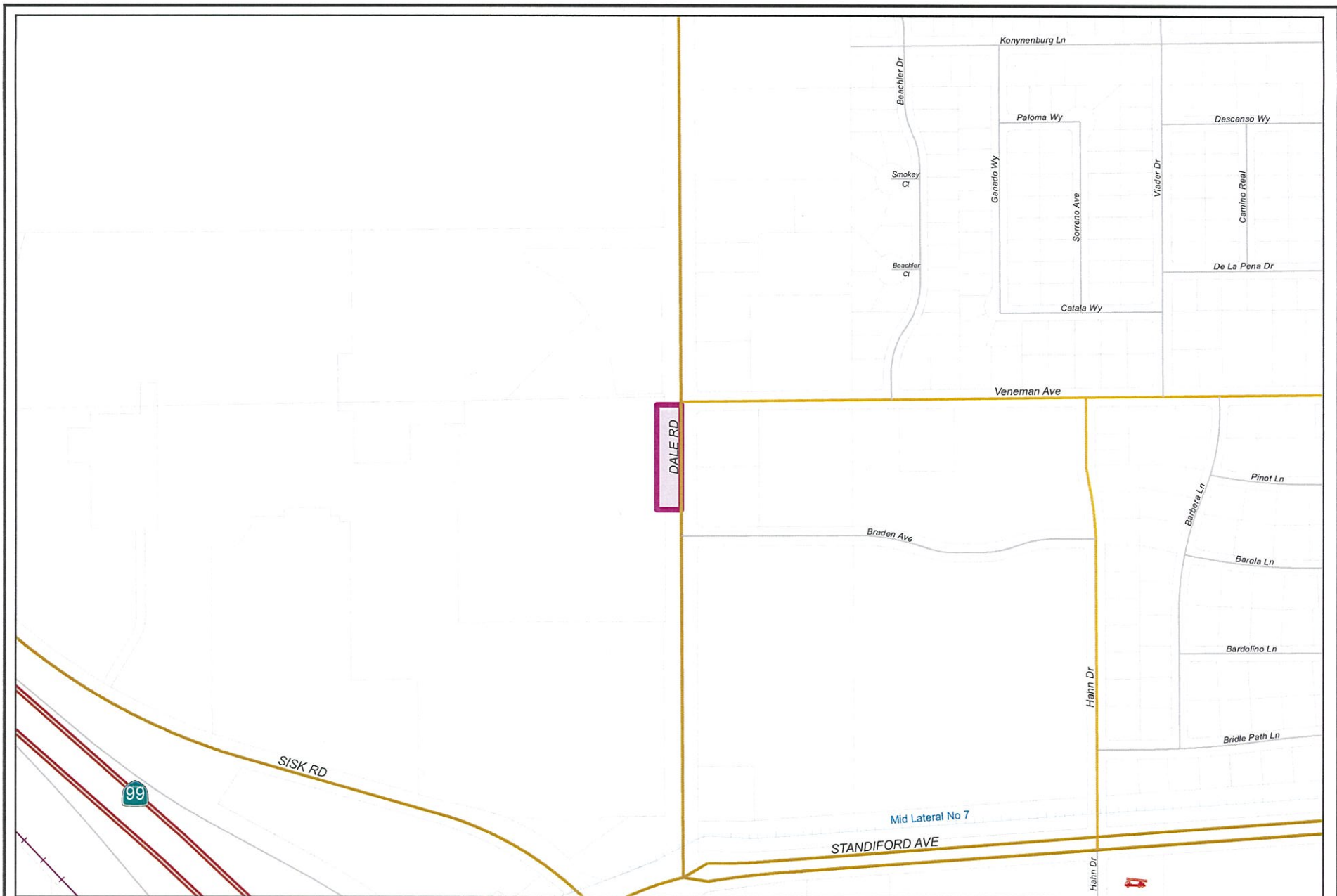
Proj Desc: PW - Reconfiguration of 10th and 11th Street between D St. and S. Morton Blvd.

Proj Stat: This project is currently in progress. Ongoing coordination and discussion between COM & Stanislaus Foods. Submittal to Caltrans expected 2016.

Revenues	Budget	Actuals+Commit	Available	Prop. Inc./Dec. for 18-19	Bud + Prop. Incr/Decr	Avail.+ Prop. Incr/Decr	19-20	20-21	21-22	22-23	Total Budgeted up to 2023
43258 CS - CD - Time and Materials Fees	76,000	76,000	0	0	76,000	0	0	0	0	0	76,000
Revenue Totals:	76,000	76,000	0	0	76,000	0	0	0	0	0	76,000

Expenditures	Budget	Actual+Commit	Available	Prop. Inc./Dec. for 18-19	Budget+Prop. Inc./Dec.	Avail.+Prop. Inc./Dec.	19-20	20-21	21-22	22-23	Total Budgeted up to 2023
EDA Eng/Design/Admin	63,000	72,384	-9,384	0	63,000	-9,384	0	0	0	0	63,000
LA Land Acquisition	13,000	5,887	7,113	0	13,000	7,113	0	0	0	0	13,000
Expenditure Totals:	76,000	78,271	-2,271	0	76,000	-2,271	0	0	0	0	76,000

Fund Balance Required	Budget+Prop. Inc./Dec.	Available+Prop. Inc./Dec.
Economic Development/Strategic Plan Fund-1800	0	-2,271



City of Modesto

Project #: 100727

CED - Bus Turnout SB Dale Rd, South of Veneman - CML 5059 (197)



City of Modesto: 2018-23 Capital Improvement Program

CED - Bus Turnout SB Dale Rd, South of Veneman - CML 5059 (197)

100727

Capital Un-sponsored

Cost Center: 14999 **Category:** Traffic Circulation **Start Date:** 2012
Hosting Fund: Capital Grants - Streets CIP Projects-3160 **Type Class:** Low Cost Traffic Improvements **End Date:**
Element Listing: Comm Dev **Area:** Within City **Status:** Active
Classification: Improvements **Manager:** Covolo, Charles **Const. Code:** New or Future

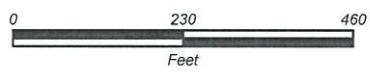
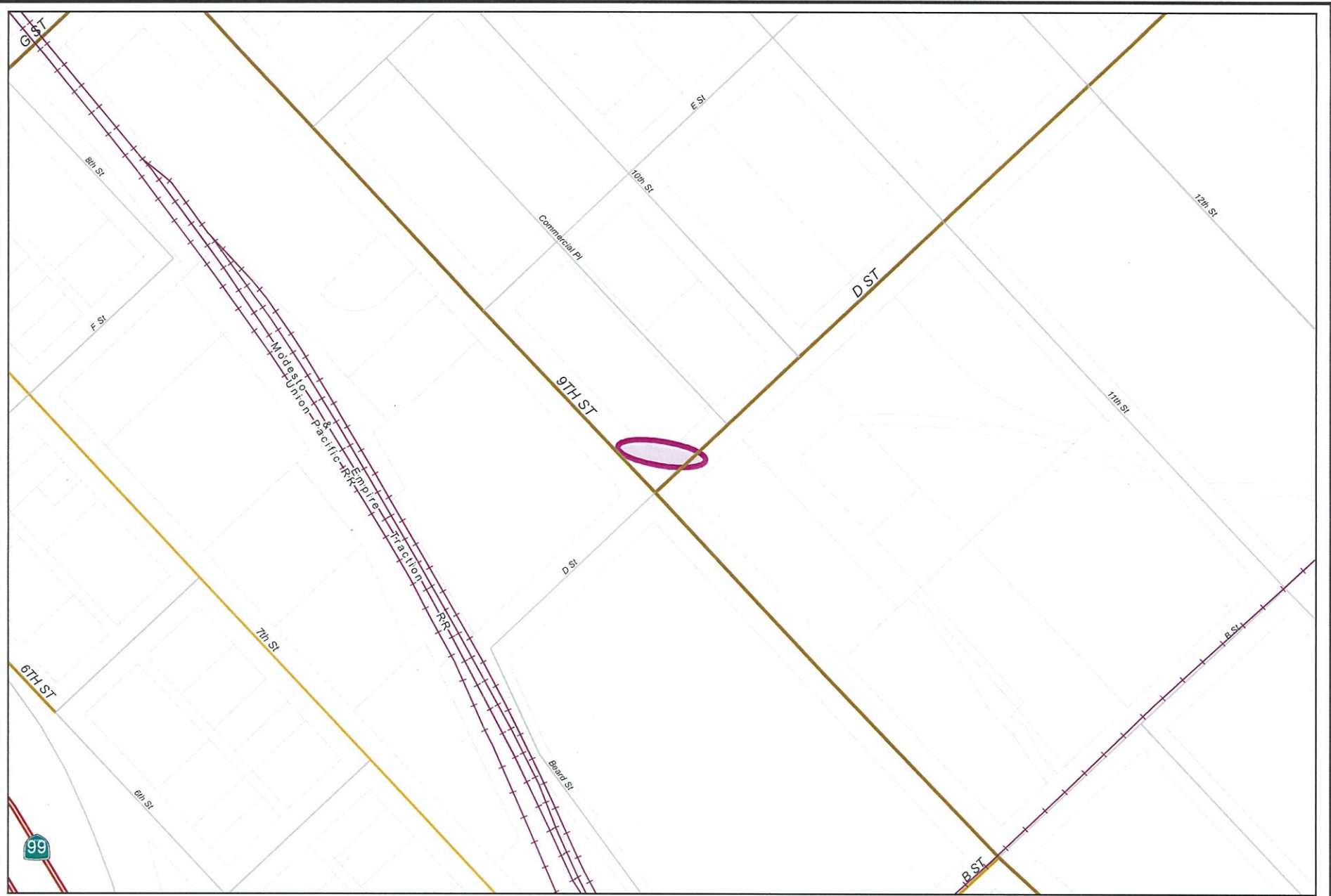
Proj Desc: PW - Bus Turnout SB Dale Rd, South of Veneman -CML 5059 (197)

Proj Stat: Project design is nearing completion. Land acquisition is complete. Anticipated construction to begin Fall of 2018.

Revenues	Budget	Actuals+Commit	Available	Prop. Inc./Dec. for 18-19	Bud + Prop. Incr/Decr	Avail.+ Prop. Incr/Decr	19-20	20-21	21-22	22-23	Total Budgeted up to 2023
42013 Intergov - Federal - Federal Transit Administration	0	0	0	0	0	0	0	0	0	0	0
42110 Intergov - State - CA Department of Transportation	445,397	116,222	329,175	0	445,397	329,175	0	0	0	0	445,397
61510 Transfer In from Fund 1510	13,190	4,506	8,684	0	13,190	8,684	0	0	0	0	13,190
64510 Transfer In from Fund 4510	378,503	0	378,503	0	378,503	378,503	0	0	0	0	378,503
Revenue Totals:	837,090	120,728	716,362	0	837,090	716,362	0	0	0	0	837,090

Expenditures	Budget	Actual+Commit	Available	Prop. Inc./Dec. for 18-19	Budget+Prop. Inc./Dec.	Avail.+Prop. Inc./Dec.	19-20	20-21	21-22	22-23	Total Budgeted up to 2023
CA Construction Admin	66,600	5	66,595	0	66,600	66,595	0	0	0	0	66,600
CON Construction	444,000	0	444,000	0	444,000	444,000	0	0	0	0	444,000
CTGY-CIP Contingency - CIP	44,400	0	44,400	0	44,400	44,400	0	0	0	0	44,400
EDA Eng/Design/Admin	100,000	92,835	7,165	0	100,000	7,165	0	0	0	0	100,000
LA Land Acquisition	167,090	151,135	15,955	0	167,090	15,955	0	0	0	0	167,090
UE Utility and EIR	15,000	14,580	420	0	15,000	420	0	0	0	0	15,000
Expenditure Totals:	837,090	258,554	578,536	0	837,090	578,536	0	0	0	0	837,090

Fund Balance Required	Budget+Prop. Inc./Dec.	Available+Prop. Inc./Dec.
Capital Grants - Streets CIP Projects-3160	0	-137,826



City of Modesto

Project #: 100728

CED - Right Turn Lane W B D Street @ NB 9th Street - CML 5059(198)



City of Modesto: 2018-23 Capital Improvement Program

CED - Right Turn Lane W B D Street @ NB 9th Street - CML 5059(198)

100728

Capital Un-sponsored

<i>Cost Center:</i> 14999	<i>Category:</i> Traffic Circulation	<i>Start Date:</i> 2012
<i>Hosting Fund:</i> Capital Grants - Streets CIP Projects-3160	<i>Type Class:</i> Low Cost Traffic Improvements	<i>End Date:</i>
<i>Element Listing:</i> Comm Dev	<i>Area:</i> Within City	<i>Status:</i> Active
<i>Classification:</i> Improvements	<i>Manager:</i> Covolo, Charles	<i>Const. Code:</i> New or Future

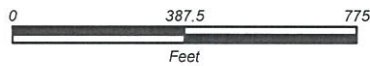
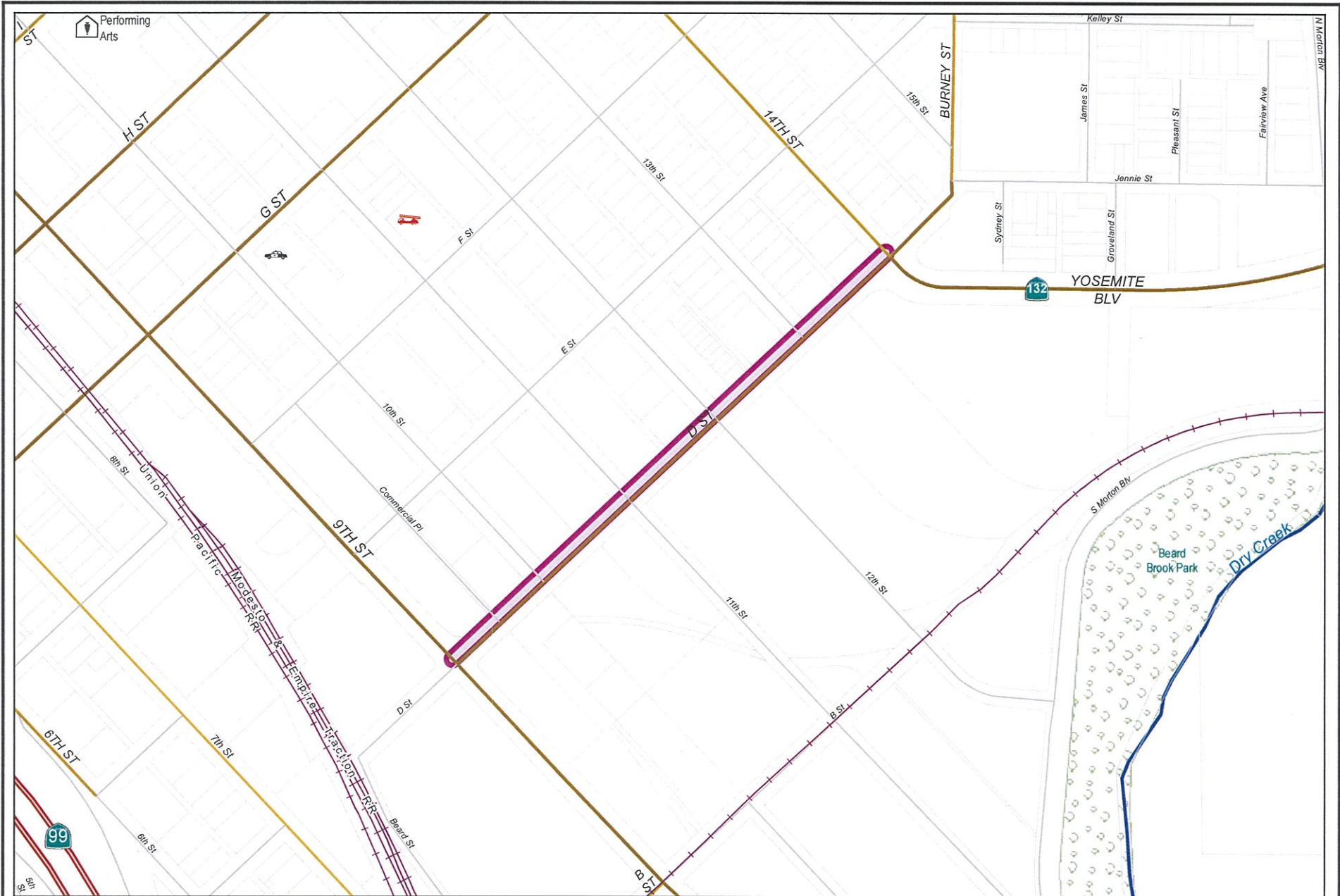
Proj Desc: Right Turn Lane WB D Street @ NB 9th Street - CML 5059 (198)

Proj Stat: Project construction drawings are complete. Anticipated construction is Summer 2018. Additional funds will be needed prior to the start of construction.

Revenues	Budget	Actuals+Commit	Available	Prop. Inc./Dec. for 18-19	Bud + Prop. Incr/Decr	Avail.+ Prop. Incr/Decr	19-20	20-21	21-22	22-23	Total Budgeted up to 2023
42013 Intergov - Federal - Federal Transit Administration	115,000	0	115,000	0	115,000	115,000	0	0	0	0	115,000
42110 Intergov - State - CA Department of Transportation	908,898	168,942	739,956	0	908,898	739,956	0	0	0	0	908,898
Revenue Totals:	1,023,898	168,942	854,956	0	1,023,898	854,956	0	0	0	0	1,023,898

Expenditures	Budget	Actual+Commit	Available	Prop. Inc./Dec. for 18-19	Budget+Prop. Inc./Dec.	Avail.+Prop. Inc./Dec.	19-20	20-21	21-22	22-23	Total Budgeted up to 2023
CA Construction Admin	96,152	28	96,124	0	96,152	96,124	0	0	0	0	96,152
CON Construction	526,012	0	526,012	0	526,012	526,012	0	0	0	0	526,012
CTGY-CIP Contingency - CIP	64,101	0	64,101	0	64,101	64,101	0	0	0	0	64,101
EDA Eng/Design/Admin	207,633	203,724	3,909	0	207,633	3,909	0	0	0	0	207,633
SUP Con Supp Work	115,000	0	115,000	0	115,000	115,000	0	0	0	0	115,000
UE Utility Relocation	15,000	10,941	4,059	0	15,000	4,059	0	0	0	0	15,000
Expenditure Totals:	1,023,898	214,693	809,205	0	1,023,898	809,205	0	0	0	0	1,023,898

Fund Balance Required	Budget+Prop. Inc./Dec.	Available+Prop. Inc./Dec.
Capital Grants - Streets CIP Projects-3160	0	-45,751



City of Modesto

Project #: 100729

CED - 14th & D Street Improvements (SR 132) - CML 5059 (199)



City of Modesto: 2018-23 Capital Improvement Program

CED - 14th & D Street Improvements (SR 132) - CML 5059 (199)

100729

Capital Un-sponsored

<i>Cost Center:</i> 14999	<i>Category:</i> Traffic Circulation	<i>Start Date:</i> 2012
<i>Hosting Fund:</i> Capital Grants - Streets CIP Projects-3160	<i>Type Class:</i> Low Cost Traffic Improvements	<i>End Date:</i> 2018
<i>Element Listing:</i> Comm Dev	<i>Area:</i> Within City	<i>Status:</i> Active
<i>Classification:</i> Improvements	<i>Manager:</i> Covolo, Charles	<i>Const. Code:</i> New or Future

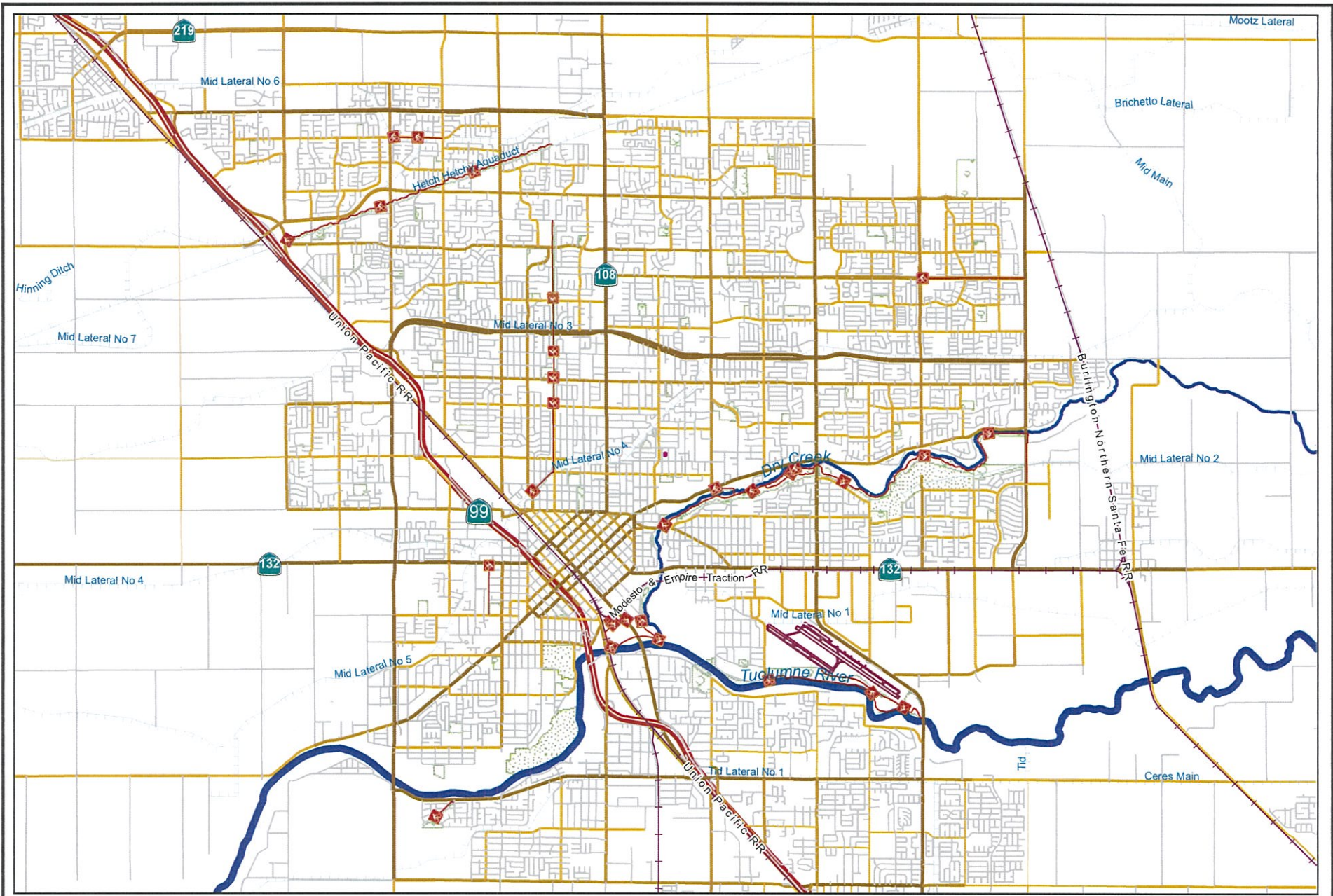
Proj Desc: 14th & D Street Improvements - CML 5059 (199)

Proj Stat: Caltrans determined no justification for improvements. Anticipate project closeout Fall 2018.

Revenues	Budget	Actuals+Commit	Available	Prop. Inc./Dec. for 18-19	Bud + Prop. Incr/Decr	Avail.+ Prop. Incr/Decr	19-20	20-21	21-22	22-23	Total Budgeted up to 2023
42110 Intergov - State - CA Department of Transportation	348,831	155,898	192,933	0	348,831	192,933	0	0	0	0	348,831
Revenue Totals:	348,831	155,898	192,933	0	348,831	192,933	0	0	0	0	348,831

Expenditures	Budget	Actual+Commit	Available	Prop. Inc./Dec. for 18-19	Budget+Prop. Inc./Dec.	Avail.+Prop. Inc./Dec.	19-20	20-21	21-22	22-23	Total Budgeted up to 2023
EDA Eng/Design/Admin	348,831	302,116	46,715	0	348,831	46,715	0	0	0	0	348,831
Expenditure Totals:	348,831	302,116	46,715	0	348,831	46,715	0	0	0	0	348,831

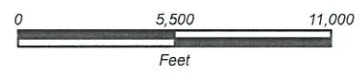
Fund Balance Required	Budget+Prop. Inc./Dec.	Available+Prop. Inc./Dec.
Capital Grants - Streets CIP Projects-3160	0	-146,217



City of Modesto

Project #: 100762

CED - Synchronize Traffic Signals Outside Downtown



City of Modesto: 2018-23 Capital Improvement Program

CED - Synchronize Traffic Signals Outside Downtown

100762

Capital Un-sponsored

<i>Cost Center:</i> 14999	<i>Category:</i> Traffic Circulation	<i>Start Date:</i> 2013
<i>Hosting Fund:</i> Capital Grants - Streets CIP Projects-3160	<i>Type Class:</i> Traffic Signal Coordination	<i>End Date:</i>
<i>Element Listing:</i> Comm Dev	<i>Area:</i> Within City	<i>Status:</i> Active
<i>Classification:</i> Improvements	<i>Manager:</i> Murphy, Mark G	<i>Const. Code:</i> New or Future

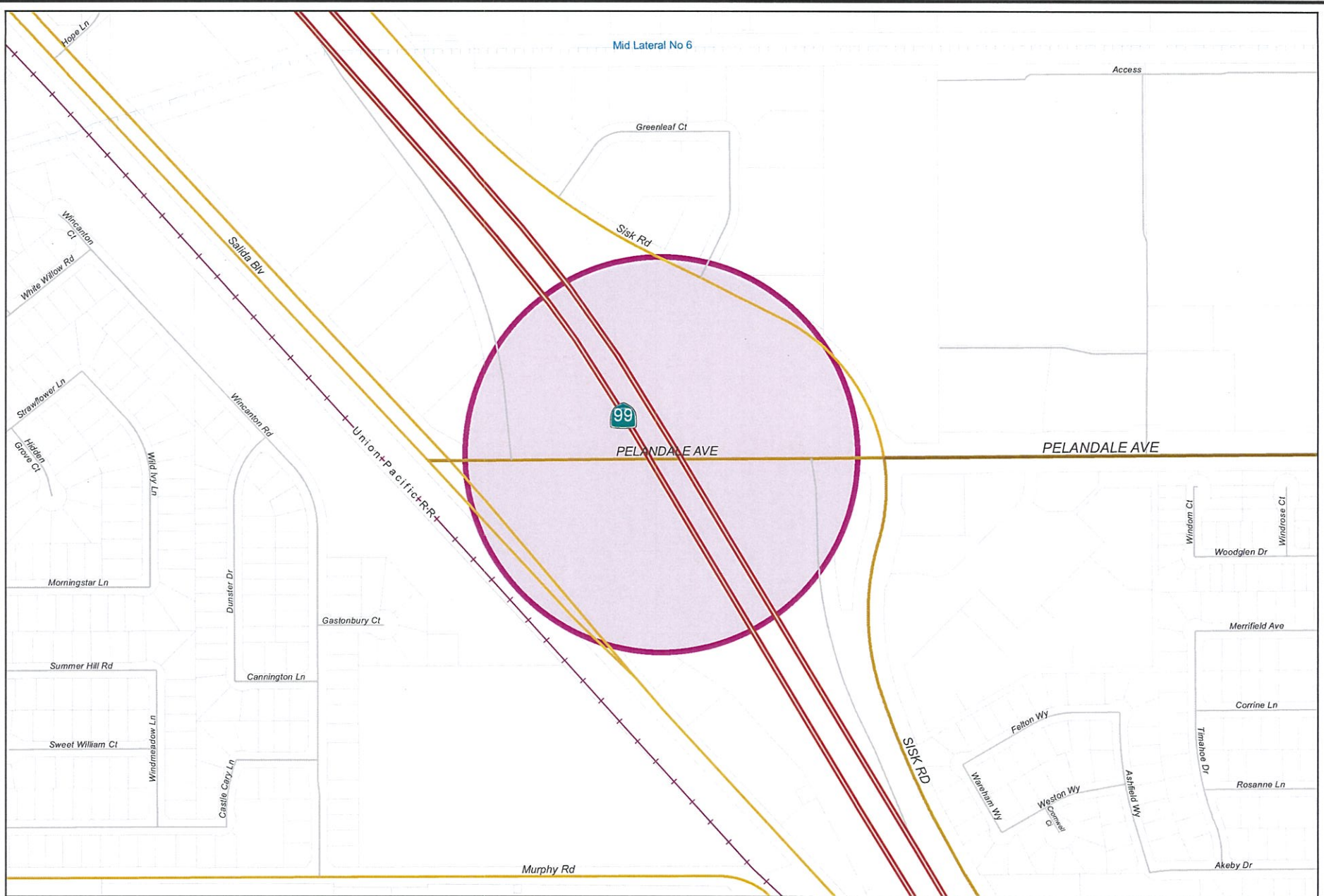
Proj Desc: Project will retime downtown traffic signals to provide better coordination and traffic flow.

Proj Stat: Active - ongoing.

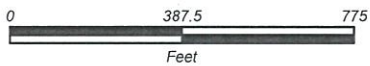
Revenues	Budget	Actuals+Commit	Available	Prop. Inc./Dec. for 18-19	Bud + Prop. Incr/Decr	Avail.+ Prop. Incr/Decr	19-20	20-21	21-22	22-23	Total Budgeted up to 2023
42110 Intergov - State - CA Department of Transportation	490,000	43,048	446,952	0	490,000	446,952	0	0	0	0	490,000
Revenue Totals:	490,000	43,048	446,952	0	490,000	446,952	0	0	0	0	490,000

Expenditures	Budget	Actual+Commit	Available	Prop. Inc./Dec. for 18-19	Budget+Prop. Inc./Dec.	Avail.+Prop. Inc./Dec.	19-20	20-21	21-22	22-23	Total Budgeted up to 2023
CC Consultant Charges	92,457	0	92,457	0	92,457	92,457	0	0	0	0	92,457
CCF City Construct Force	397,543	46,513	351,030	0	397,543	351,030	0	0	0	0	397,543
Expenditure Totals:	490,000	46,513	443,487	0	490,000	443,487	0	0	0	0	490,000

Fund Balance Required	Budget+Prop. Inc./Dec.	Available+Prop. Inc./Dec.
Capital Grants - Streets CIP Projects-3160	0	-3,465



City of Modesto
 Project #: 100786
 CED - SR 99/Pelandale Project Const



City of Modesto: 2018-23 Capital Improvement Program

CED - SR 99/Pelandale Project Const

100786

Capital Un-sponsored

<i>Cost Center:</i> 14999	<i>Category:</i> Traffic Circulation	<i>Start Date:</i> 2013
<i>Hosting Fund:</i> Capital Grants - Streets CIP Projects-3160	<i>Type Class:</i> Intersection Upgrade	<i>End Date:</i>
<i>Element Listing:</i> Comm Dev	<i>Area:</i> Within City	<i>Status:</i> Active
<i>Classification:</i> Improvements	<i>Manager:</i> Sandhu, Balhar	<i>Const. Code:</i> Under Construction

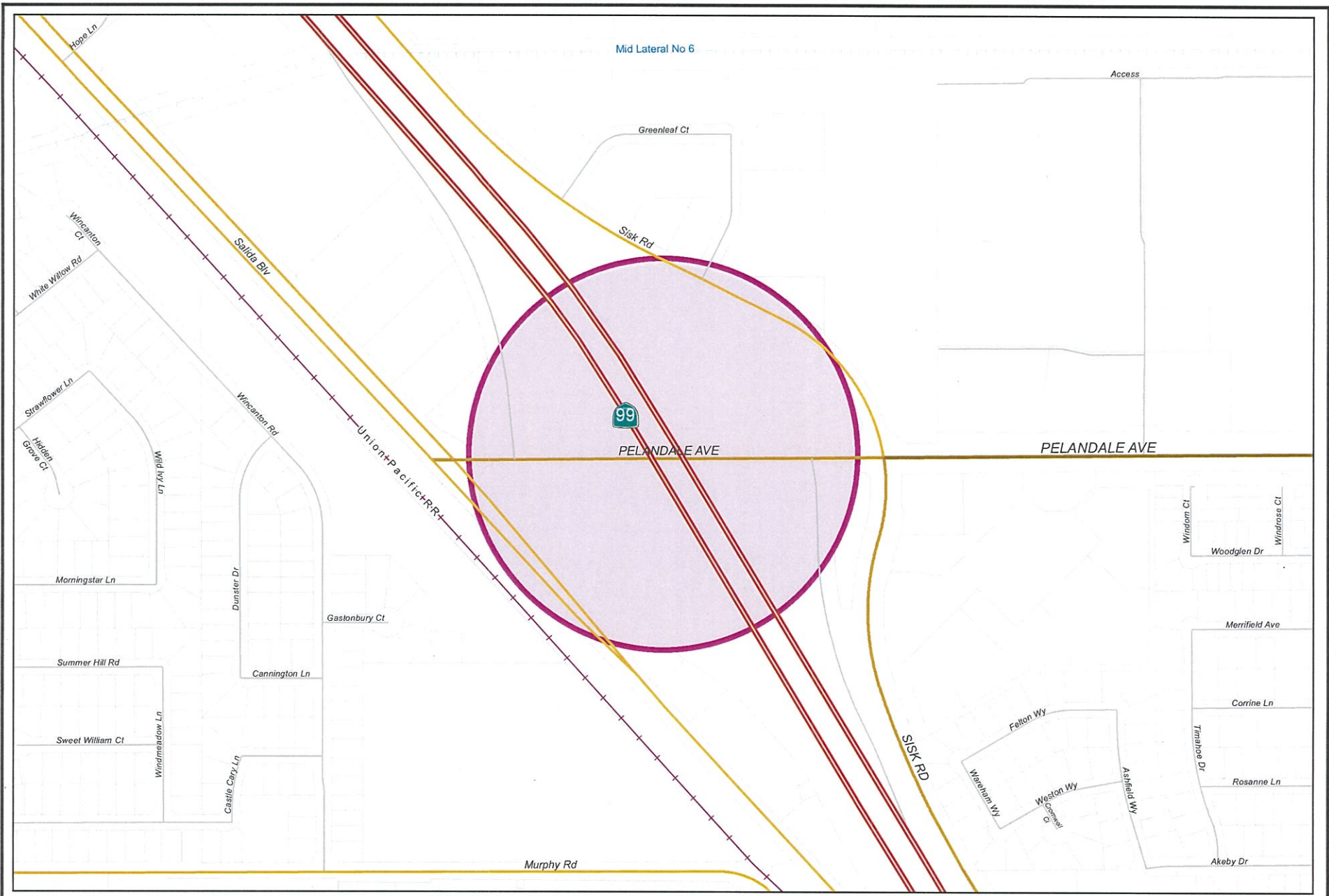
Proj Desc: Reconstruction of the Pelandale Avenue overcrossing, the State Route 99 on and off ramps in new alignments, in addition to the construction of the southbound auxiliary lane towards Standiford Ave interchange.

Proj Stat: Construction of this project is 60% complete. The project is on schedule and scheduled to be completed in 2017.

Revenues	Budget	Actuals+Commit	Available	Prop. Inc./Dec. for 18-19	Bud + Prop. Incr/Decr	Avail.+ Prop. Incr/Decr	19-20	20-21	21-22	22-23	Total Budgeted up to 2023
42193 Intergov - State - Prop 1B - PTMISEA	41,630,000	39,311,667	2,318,333	0	41,630,000	2,318,333	0	0	0	0	41,630,000
49001 Sales of Fixed Assets	0	0	0	0	0	0	0	0	0	0	0
Revenue Totals:	41,630,000	39,311,667	2,318,333	0	41,630,000	2,318,333	0	0	0	0	41,630,000

Expenditures	Budget	Actual+Commit	Available	Prop. Inc./Dec. for 18-19	Budget+Prop. Inc./Dec.	Avail.+Prop. Inc./Dec.	19-20	20-21	21-22	22-23	Total Budgeted up to 2023
CA Construction Admin	1,278,995	1,089,189	189,806	0	1,278,995	189,806	0	0	0	0	1,278,995
CC Consultant Charges	4,778,657	4,394,145	384,512	0	4,778,657	384,512	0	0	0	0	4,778,657
CON Construction	30,999,969	30,633,123	366,846	0	30,999,969	366,846	0	0	0	0	30,999,969
CTGY-CIP Contingency - CIP	2,800,671	2,691,682	108,989	0	2,800,671	108,989	0	0	0	0	2,800,671
SUP Con Supp Work	2,329,360	2,505,879	-176,519	0	2,329,360	-176,519	0	0	0	0	2,329,360
Expenditure Totals:	42,187,652	41,314,019	873,633	0	42,187,652	873,633	0	0	0	0	42,187,652


Fund Balance Required	Budget+Prop. Inc./Dec.	Available+Prop. Inc./Dec.
Capital Grants - Streets CIP Projects-3160	557,652	-1,444,700



City of Modesto

Project #: 100787

CED - Pelandale I/C Monument Sign



City of Modesto: 2018-23 Capital Improvement Program

CED - Pelandale I/C Monument Sign

100787

Capital Un-sponsored

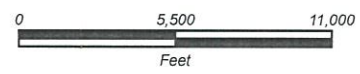
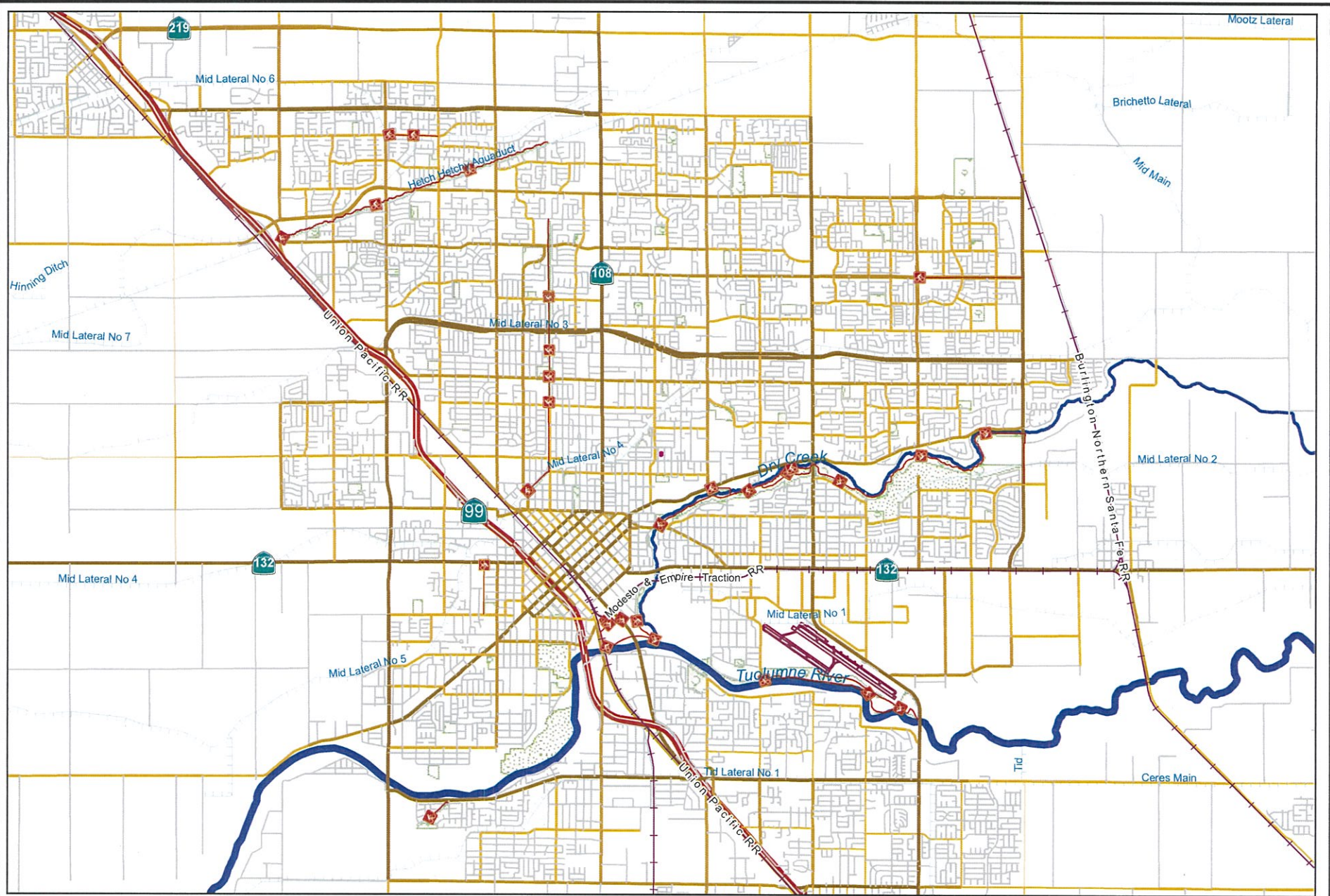
<i>Cost Center:</i> 14999	<i>Category:</i> Traffic Circulation	<i>Start Date:</i> 2013
<i>Hosting Fund:</i> Streets Capital Facility Fee Fund-3410	<i>Type Class:</i> Intersection Upgrade	<i>End Date:</i>
<i>Element Listing:</i> Comm Dev	<i>Area:</i> Within City	<i>Status:</i> Active
<i>Classification:</i> Improvements	<i>Manager:</i> Sandhu, Balhar	<i>Const. Code:</i> Under Construction

Proj Desc: This project proposes the reconstruction of SR99/Pelandale Interchange at a new alignment. This project also includes a new monument sign and enhanced landscaping.

Proj Stat: Construction of monument sign in part of the on going construction of the SR 99/Pelandale Ave Interchange Reconstruction Project.

Expenditures	Budget	Actual+Commit	Available	Prop. Inc./Dec. for 18-19	Budget+Prop. Inc./Dec.	Avail.+Prop. Inc./Dec.	19-20	20-21	21-22	22-23	Total Budgeted up to 2023
CA Construction Admin	71,121	70,874	247	0	71,121	247	0	0	0	0	71,121
CC Consultant Charges	10,000	8,882	1,118	0	10,000	1,118	0	0	0	0	10,000
CON Construction	316,698	180,150	136,548	0	316,698	136,548	0	0	0	0	316,698
Expenditure Totals:	397,819	259,905	137,914	0	397,819	137,914	0	0	0	0	397,819

Fund Balance Required	Budget+Prop. Inc./Dec.	Available+Prop. Inc./Dec.
Streets Capital Facility Fee Fund-3410	397,819	137,914



City of Modesto

Project #: 100806

CED - 2016 Pavement Rehabilitation Project



City of Modesto: 2018-23 Capital Improvement Program

CED - 2016 Pavement Rehabilitation Project

100806

Capital Un-sponsored

Cost Center: 14999 **Category:** Traffic Circulation **Start Date:** 2014
Hosting Fund: Capital Grants - Streets CIP Projects-3160 **Type Class:** Maintenance **End Date:** 2019
Element Listing: Comm Svcs & Fac **Area:** Within City **Status:** Active
Classification: Maintenance **Manager:** Soares, Phillip **Const. Code:** New or Future

Proj Desc: This is a federally funded pavement rehabilitation project to resurface J St. from 9th St. to 17th St. The existing structural section will be analyzed to determine what treatment will be needed to improve the condition of the street. Curb ramps will be upgraded to meet current ADA standards and additional pedestrian safety features.

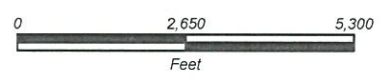
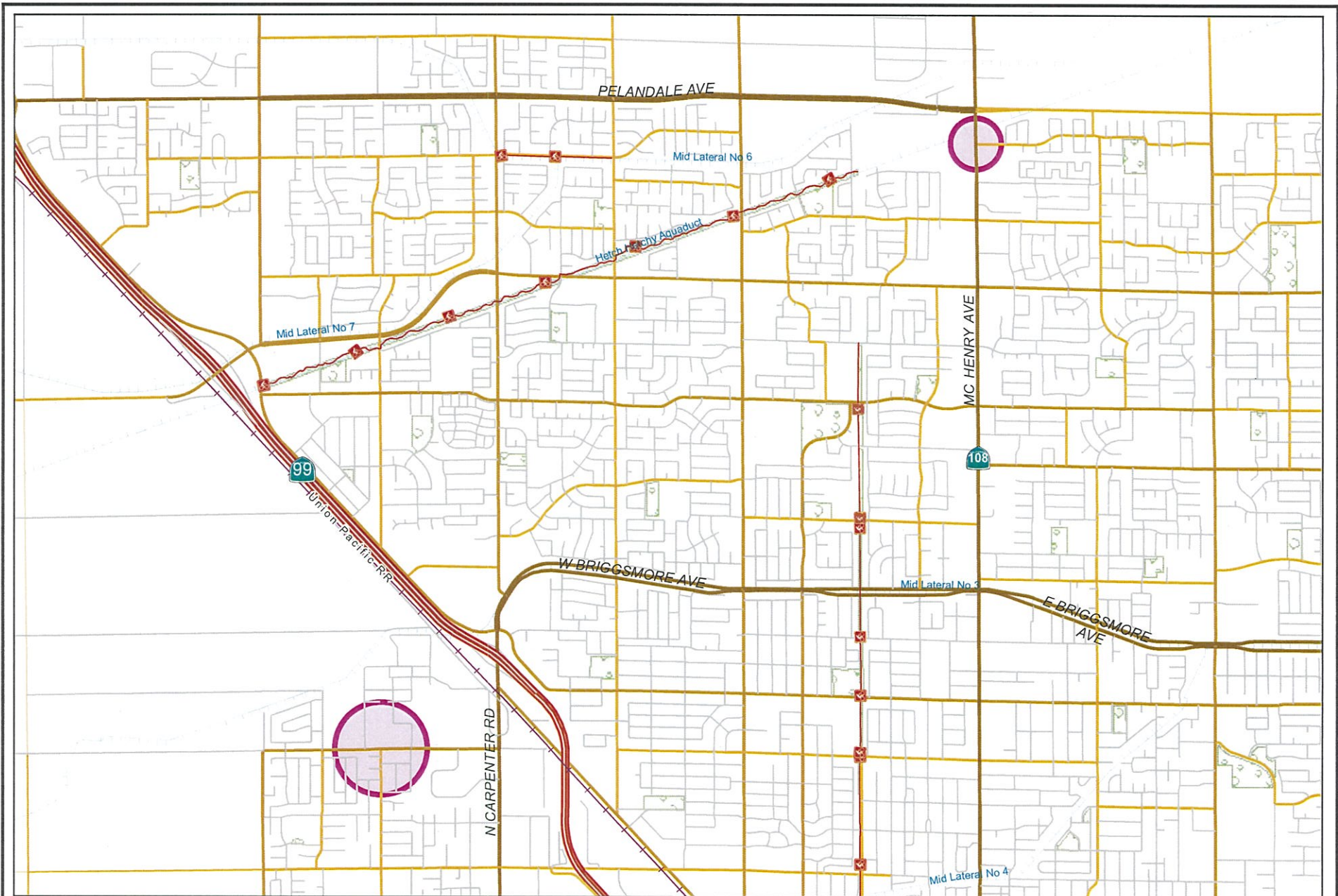
Federal project # stpl-5059(205).

Proj Stat: Design concepts under review by City Manager's Office and Downtown Partnership. Anticipate construction in 2019.

Revenues	Budget	Actuals+Commit	Available	Prop. Inc./Dec. for 18-19	Bud + Prop. Incr/Decr	Avail.+ Prop. Incr/Decr	19-20	20-21	21-22	22-23	Total Budgeted up to 2023
42090 Intergov - Federal - Miscellaneous	0	0	0	0	0	0	0	0	0	0	0
42110 Intergov - State - CA Department of Transportation	1,857,573	73,287	1,784,286	0	1,857,573	1,784,286	0	0	0	0	1,857,573
Revenue Totals:	1,857,573	73,287	1,784,286	0	1,857,573	1,784,286	0	0	0	0	1,857,573

Expenditures	Budget	Actual+Commit	Available	Prop. Inc./Dec. for 18-19	Budget+Prop. Inc./Dec.	Avail.+Prop. Inc./Dec.	19-20	20-21	21-22	22-23	Total Budgeted up to 2023
CA Construction Admin	237,674	354	237,320	0	237,674	237,320	0	0	0	0	237,674
CON Construction	1,188,370	0	1,188,370	0	1,188,370	1,188,370	0	0	0	0	1,188,370
CTGY-CIP Contingency - CIP	158,449	0	158,449	0	158,449	158,449	0	0	0	0	158,449
EDA Eng/Design/Admin	273,080	152,973	120,107	0	273,080	120,107	0	0	0	0	273,080
Expenditure Totals:	1,857,573	153,327	1,704,246	0	1,857,573	1,704,246	0	0	0	0	1,857,573

Fund Balance Required	Budget+Prop. Inc./Dec.	Available+Prop. Inc./Dec.
Capital Grants - Streets CIP Projects-3160	0	-80,041



City of Modesto

Project #: 100870



CED - New Traffic Signals - McHenry/Grecian & Blue Gum/Rosemore



City of Modesto: 2018-23 Capital Improvement Program

CED - New Traffic Signals - McHenry/Grecian & Blue Gum/Rosemore

100870

Capital Un-sponsored

Cost Center: 59999 *Category:* Traffic Circulation *Start Date:* 2014
Hosting Fund: Capital Grants - Streets CIP Projects-3160 *Type Class:* Other Street Projects *End Date:*
Element Listing: Comm Svcs & Fac *Area:* Within City *Status:* Active
Classification: Improvements *Manager:* Sandhu, Sandeep *Const. Code:* New or Future

Proj Desc: CED - New Traffic Signals 2015 - McHenry/Grecian

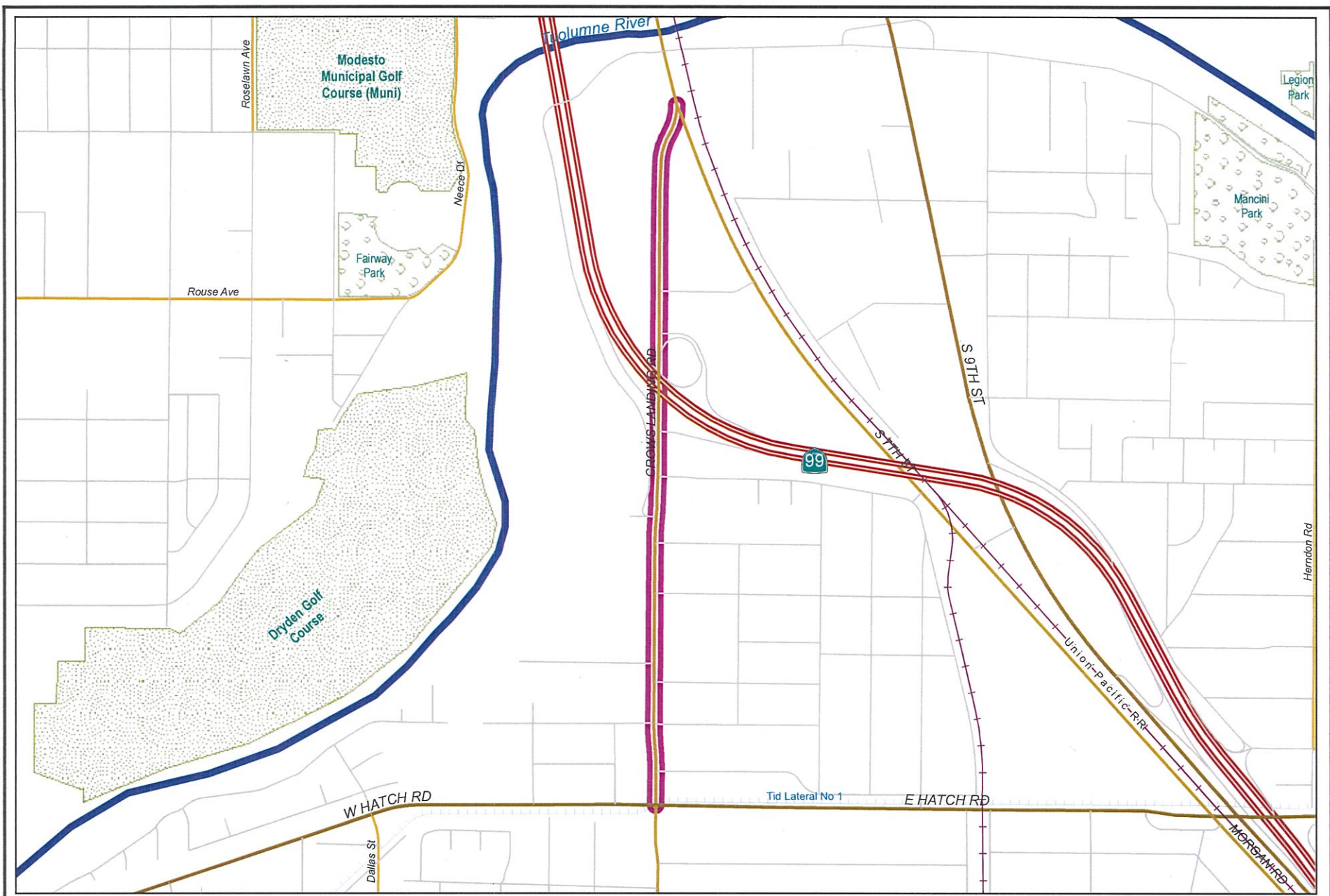
This project will construct new traffic signal at McHenry Ave/Grecian Ave. This project will improve traffic flow by allowing continuous flow reducing air pollution, congestion, and traffic delays.

Proj Stat: Anticipate construction completion Summer 2017.

Revenues	Budget	Actuals+Commit	Available	Prop. Inc./Dec. for 18-19	Bud + Prop. Incr/Decr	Avail.+ Prop. Incr/Decr	19-20	20-21	21-22	22-23	Total Budgeted up to 2023
42110 Intergov - State - CA Department of Transportation	618,450	51,325	567,125	0	618,450	567,125	0	0	0	0	618,450
Revenue Totals:	618,450	51,325	567,125	0	618,450	567,125	0	0	0	0	618,450

Expenditures	Budget	Actual+Commit	Available	Prop. Inc./Dec. for 18-19	Budget+Prop. Inc./Dec.	Avail.+Prop. Inc./Dec.	19-20	20-21	21-22	22-23	Total Budgeted up to 2023
CA Construction Admin	66,268	49,380	16,888	0	66,268	16,888	0	0	0	0	66,268
CON Construction	385,182	369,786	15,396	0	385,182	15,396	0	0	0	0	385,182
CTGY-CIP Contingency - CIP	72,000	0	72,000	0	72,000	72,000	0	0	0	0	72,000
EDA Eng/Design/Admin	95,000	95,411	-411	0	95,000	-411	0	0	0	0	95,000
Expenditure Totals:	618,450	514,577	103,873	0	618,450	103,873	0	0	0	0	618,450

Fund Balance Required	Budget+Prop. Inc./Dec.	Available+Prop. Inc./Dec.
Capital Grants - Streets CIP Projects-3160	0	-463,252



City of Modesto

Project #: 100881

CED - Pavement Rehabilitation of Crows Landing Rd, Pelandale Ave & Standiford Ave



City of Modesto: 2018-23 Capital Improvement Program

CED - Pavement Rehabilitation of Crows Landing Rd, Pelandale Ave & Standiford Ave

100881

Capital Un-sponsored

Cost Center: 14999 *Category:* Traffic Circulation *Start Date:* 2015
Hosting Fund: Capital Grants - Streets CIP Projects-3160 *Type Class:* Maintenance *End Date:*
Element Listing: Comm Svcs & Fac *Area:* Within City *Status:* Active
Classification: Maintenance *Manager:* Soares, Phillip *Const. Code:* New or Future


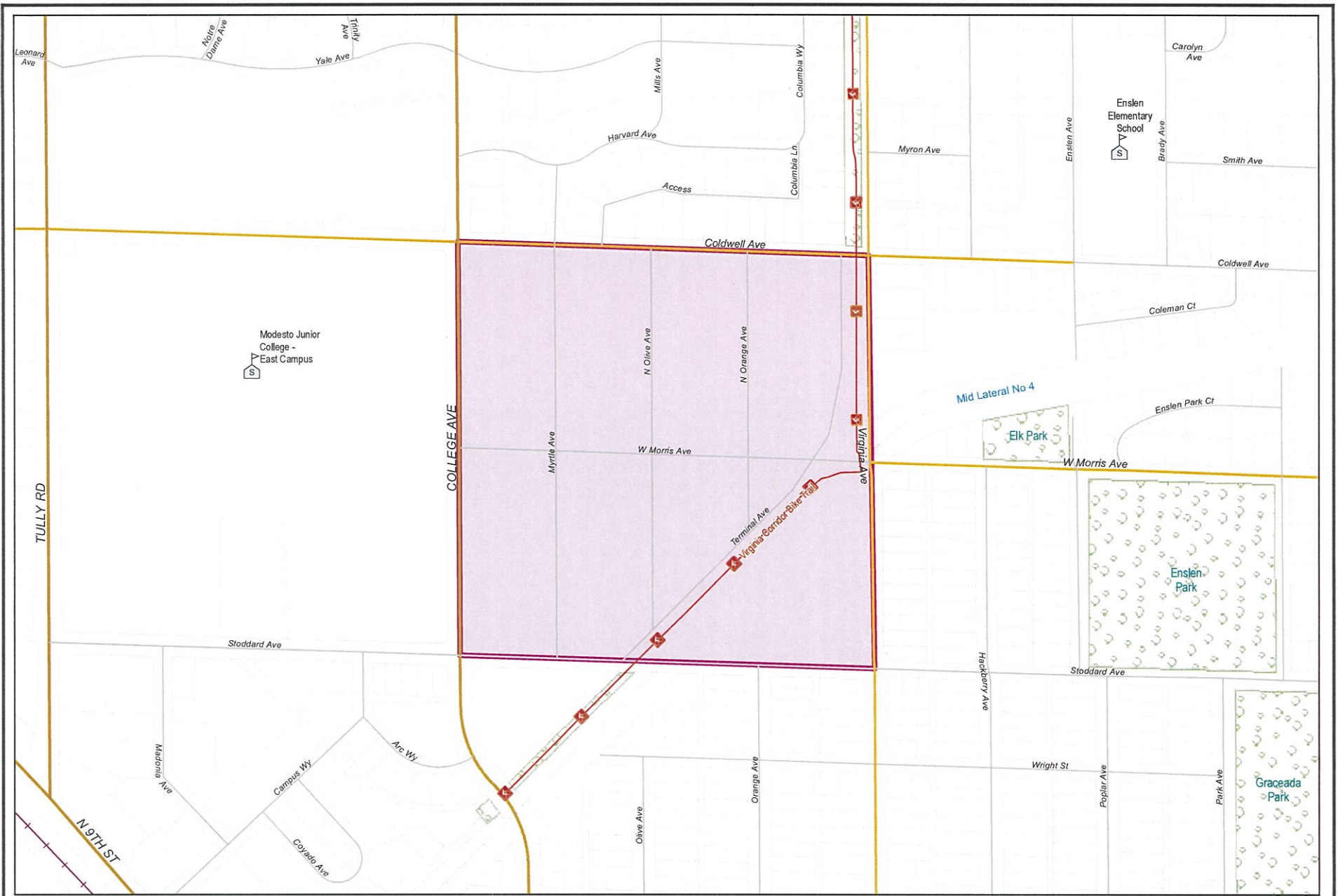
Proj Desc: This is a federally funded pavement project utilizing RSTP funds. This project includes Crows Landing Rd from S. 7th Street to Hatch Road. Toll Credits will be used in place of match money.

Proj Stat: Project improvements will be coordinated with the concurrent Stanislaus County Crows Landing Project from Hatch Road to Whitmore.

Revenues	Budget	Actuals+Commit	Available	Prop. Inc./Dec. for 18-19	Bud + Prop. Incr/Decr	Avail.+ Prop. Incr/Decr	19-20	20-21	21-22	22-23	Total Budgeted up to 2023
42110 Intergov - State - CA Department of Transportation	250,000	66,899	183,101	0	250,000	183,101	0	0	0	0	250,000
Revenue Totals:	250,000	66,899	183,101	0	250,000	183,101	0	0	0	0	250,000

Expenditures	Budget	Actual+Commit	Available	Prop. Inc./Dec. for 18-19	Budget+Prop. Inc./Dec.	Avail.+Prop. Inc./Dec.	19-20	20-21	21-22	22-23	Total Budgeted up to 2023
EDA Eng/Design/Admin	250,000	139,222	110,778	0	250,000	110,778	0	0	0	0	250,000
Expenditure Totals:	250,000	139,222	110,778	0	250,000	110,778	0	0	0	0	250,000

Fund Balance Required	Budget+Prop. Inc./Dec.	Available+Prop. Inc./Dec.
Capital Grants - Streets CIP Projects-3160	0	-72,323



City of Modesto

Project #: 100882

CED - Connect MJC Bike Path to Virginia Corridor



City of Modesto: 2018-23 Capital Improvement Program

CED - Connect MJC Bike Path to Virginia Corridor

100882

Capital Un-sponsored

<i>Cost Center:</i> 14999	<i>Category:</i> Traffic Circulation	<i>Start Date:</i> 2015
<i>Hosting Fund:</i> Air Quality Capital Facility Fee Fund	<i>Type Class:</i> Maintenance	<i>End Date:</i>
<i>Element Listing:</i> Comm Svcs & Fac	<i>Area:</i> Within City	<i>Status:</i> Active
<i>Classification:</i> Maintenance	<i>Manager:</i> Soares, Phillip	<i>Const. Code:</i> New or Future

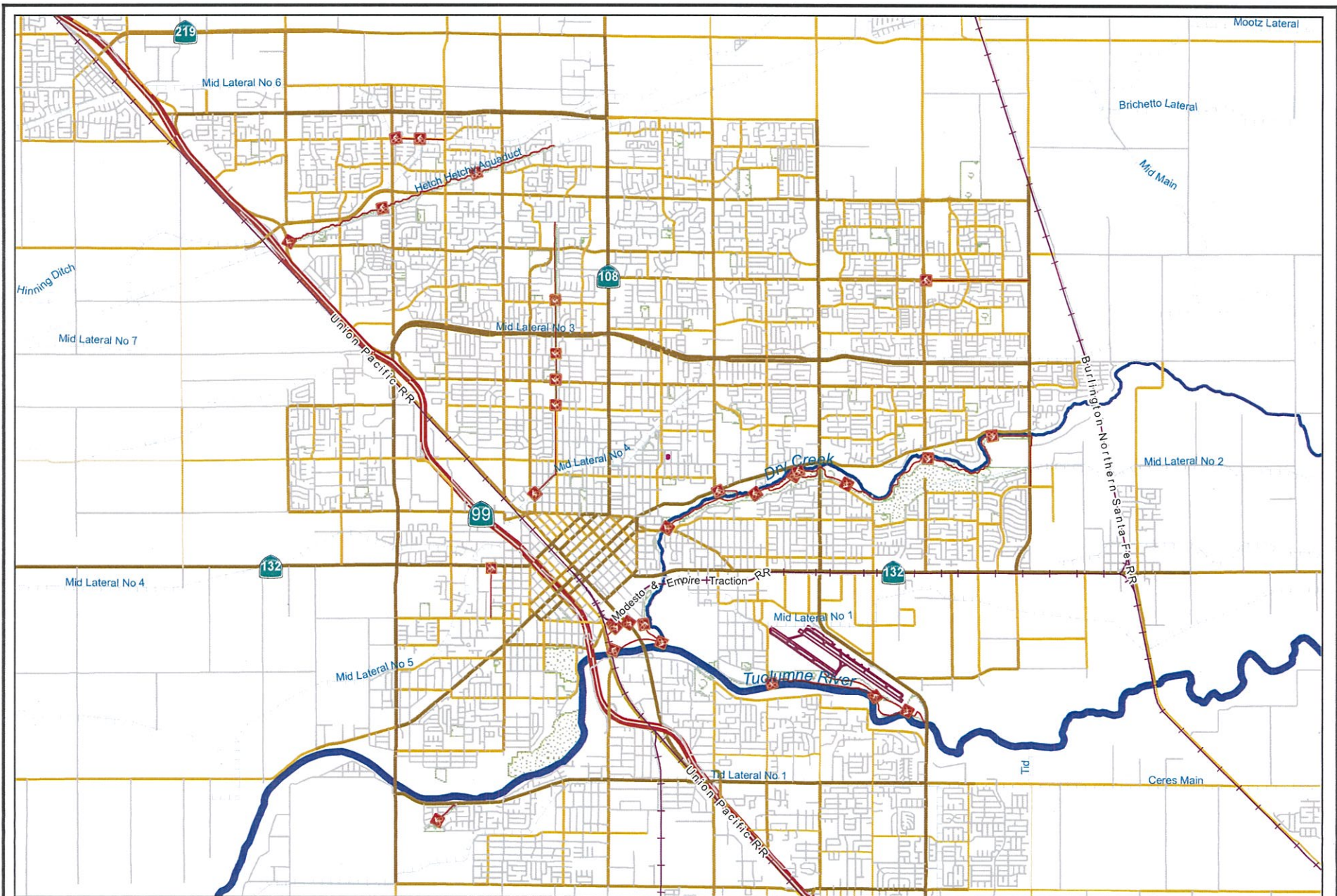
Proj Desc: This is a federally funded project utilizing the newly created Active Transportation Program (ATP) funds. This project will connect the MJC bike path (separate city funded project) to the Virginia Corridor. Right of way acquisition is required.

Proj Stat: Anticipate construction completion Summer 2018.

Revenues	Budget	Actuals+Commit	Available	Prop. Inc./Dec. for 18-19	Bud + Prop. Incr/Decr	Avail.+ Prop. Incr/Decr	19-20	20-21	21-22	22-23	Total Budgeted up to 2023
42110 Intergov - State - CA Department of Transportation	630,000	47,934	582,066	0	630,000	582,066	0	0	0	0	630,000
61410 Transfer In from Fund 1410	300,000	0	300,000	0	300,000	300,000	0	0	0	0	300,000
63410 Transfer In from Fund 3410	80,000	80,000	0	0	80,000	0	0	0	0	0	80,000
Revenue Totals:	1,010,000	127,934	882,066	0	1,010,000	882,066	0	0	0	0	1,010,000

Expenditures	Budget	Actual+Commit	Available	Prop. Inc./Dec. for 18-19	Budget+Prop. Inc./Dec.	Avail.+Prop. Inc./Dec.	19-20	20-21	21-22	22-23	Total Budgeted up to 2023
CA Construction Admin	50,000	24,132	25,868	0	50,000	25,868	0	0	0	0	50,000
CON Construction	672,000	474,622	197,378	0	672,000	197,378	0	0	0	0	672,000
CTGY-CIP Contingency - CIP	50,000	0	50,000	0	50,000	50,000	0	0	0	0	50,000
EDA Eng/Design/Admin	117,000	149,020	-32,020	0	117,000	-32,020	0	0	0	0	117,000
LA Land Acquisition	241,000	240,015	985	0	241,000	985	0	0	0	0	241,000
Expenditure Totals:	1,130,000	887,789	242,211	0	1,130,000	242,211	0	0	0	0	1,130,000

Fund Balance Required	Budget+Prop. Inc./Dec.	Available+Prop. Inc./Dec.
Air Quality Capital Facility Fee Fund	120,000	-639,856



City of Modesto

Project #: 100884

PW - Install New Emergency Vehicle Pre-Emption Equipment



City of Modesto: 2018-23 Capital Improvement Program

PW - Install New Emergency Vehicle Pre-Emption Equipment

100884

Capital Un-sponsored

<i>Cost Center:</i> 59999	<i>Category:</i> Traffic Circulation	<i>Start Date:</i> 2015
<i>Hosting Fund:</i> Capital Grants - Streets CIP Projects-3160	<i>Type Class:</i> Traffic Control Devices	<i>End Date:</i>
<i>Element Listing:</i> Comm Dev	<i>Area:</i> Within City	<i>Status:</i> Active
<i>Classification:</i> Improvements	<i>Manager:</i> Murphy, Mark G	<i>Const. Code:</i> New or Future

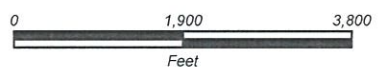
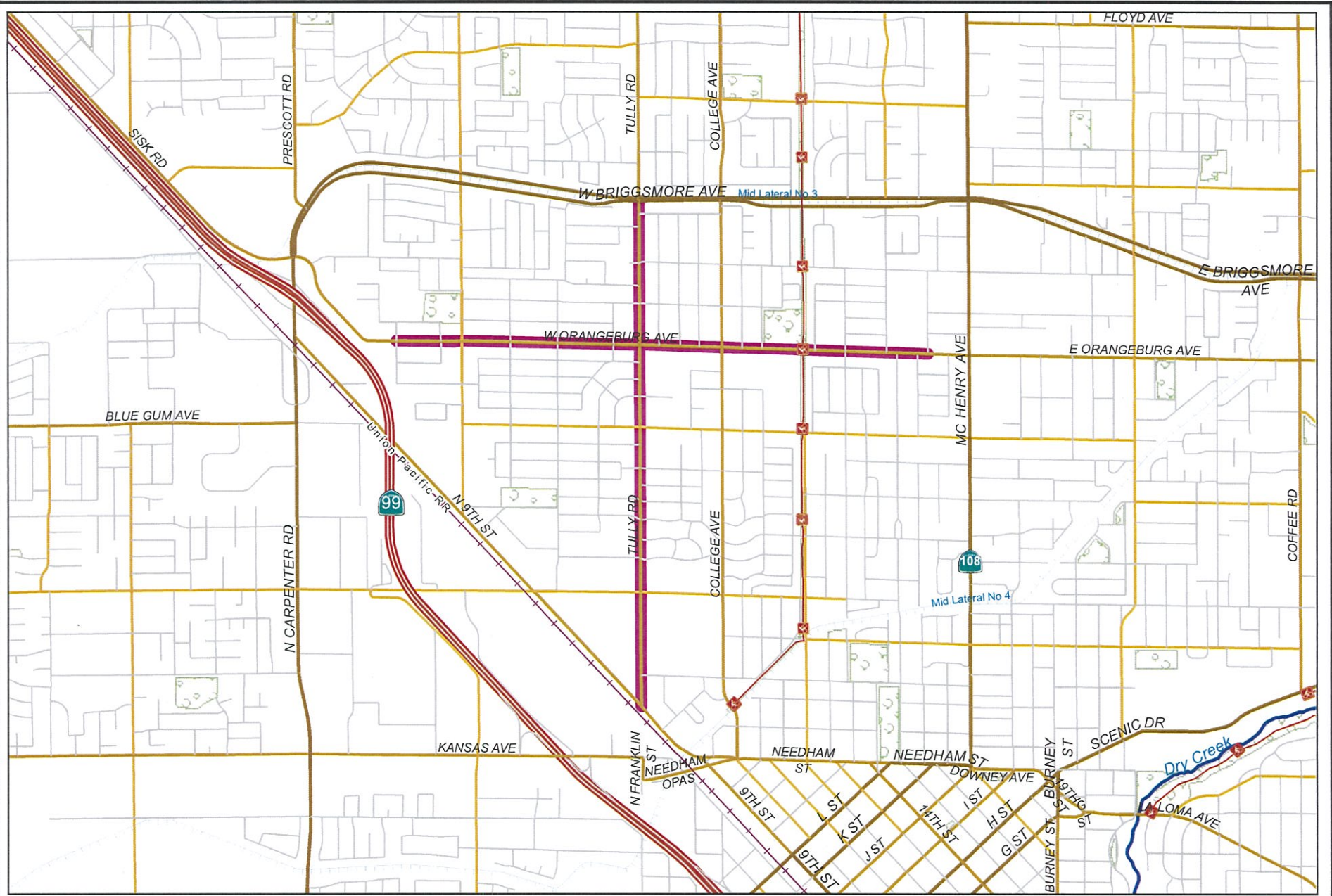
Proj Desc: This project will install Emergency Vehicle Pre-Emption (EVP) systems at signalized intersections that currently do not have EVP systems and will upgrade phase detectors at 46 intersections where EVP systems have been previously installed.

Proj Stat: Project is out to bid through Finance.

Revenues	Budget	Actuals+Commit	Available	Prop. Inc./Dec. for 18-19	Bud + Prop. Incr/Decr	Avail.+ Prop. Incr/Decr	19-20	20-21	21-22	22-23	Total Budgeted up to 2023
42110 Intergov - State - CA Department of Transportation	553,500	22,461	531,039	0	553,500	531,039	0	0	0	0	553,500
61410 Transfer In from Fund 1410	61,500	0	61,500	0	61,500	61,500	0	0	0	0	61,500
Revenue Totals:	615,000	22,461	592,539	0	615,000	592,539	0	0	0	0	615,000

Expenditures	Budget	Actual+Commit	Available	Prop. Inc./Dec. for 18-19	Budget+Prop. Inc./Dec.	Avail.+Prop. Inc./Dec.	19-20	20-21	21-22	22-23	Total Budgeted up to 2023
CA Construction Admin	0	0	0	0	0	0	0	0	0	0	0
CON Construction	575,000	574,704	296	0	575,000	296	0	0	0	0	575,000
CTGY-CIP Contingency - CIP	0	0	0	0	0	0	0	0	0	0	0
EDA Eng/Design/Admin	40,000	26,485	13,515	0	40,000	13,515	0	0	0	0	40,000
Expenditure Totals:	615,000	601,189	13,811	0	615,000	13,811	0	0	0	0	615,000

Fund Balance Required	Budget+Prop. Inc./Dec.	Available+Prop. Inc./Dec.
Capital Grants - Streets CIP Projects-3160	0	-578,728



City of Modesto

Project #: 100893

CED - Pavement Rehabilitation of Tully Rd and Orangeburg Ave



City of Modesto: 2018-23 Capital Improvement Program

CED - Pavement Rehabilitation of Tully Rd and Orangeburg Ave

100893

Capital Un-sponsored

<i>Cost Center:</i> 14999	<i>Category:</i> Traffic Circulation	<i>Start Date:</i> 2015
<i>Hosting Fund:</i> Capital Grants - Streets CIP Projects-3160	<i>Type Class:</i> Infrastructure Preservation	<i>End Date:</i> 2019
<i>Element Listing:</i> Comm Dev	<i>Area:</i> Within City	<i>Status:</i> Active
<i>Classification:</i> Maintenance	<i>Manager:</i> Soares, Phillip A	<i>Const. Code:</i> Construction Completed

Proj Desc: This is a federally funded project utilizing RSTP funds. Streets to be rehabilitated include Tully Road from 9th St. to Briggsmore Ave. and shoulder widening on 9th Street.

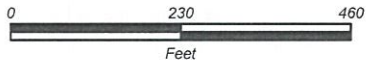
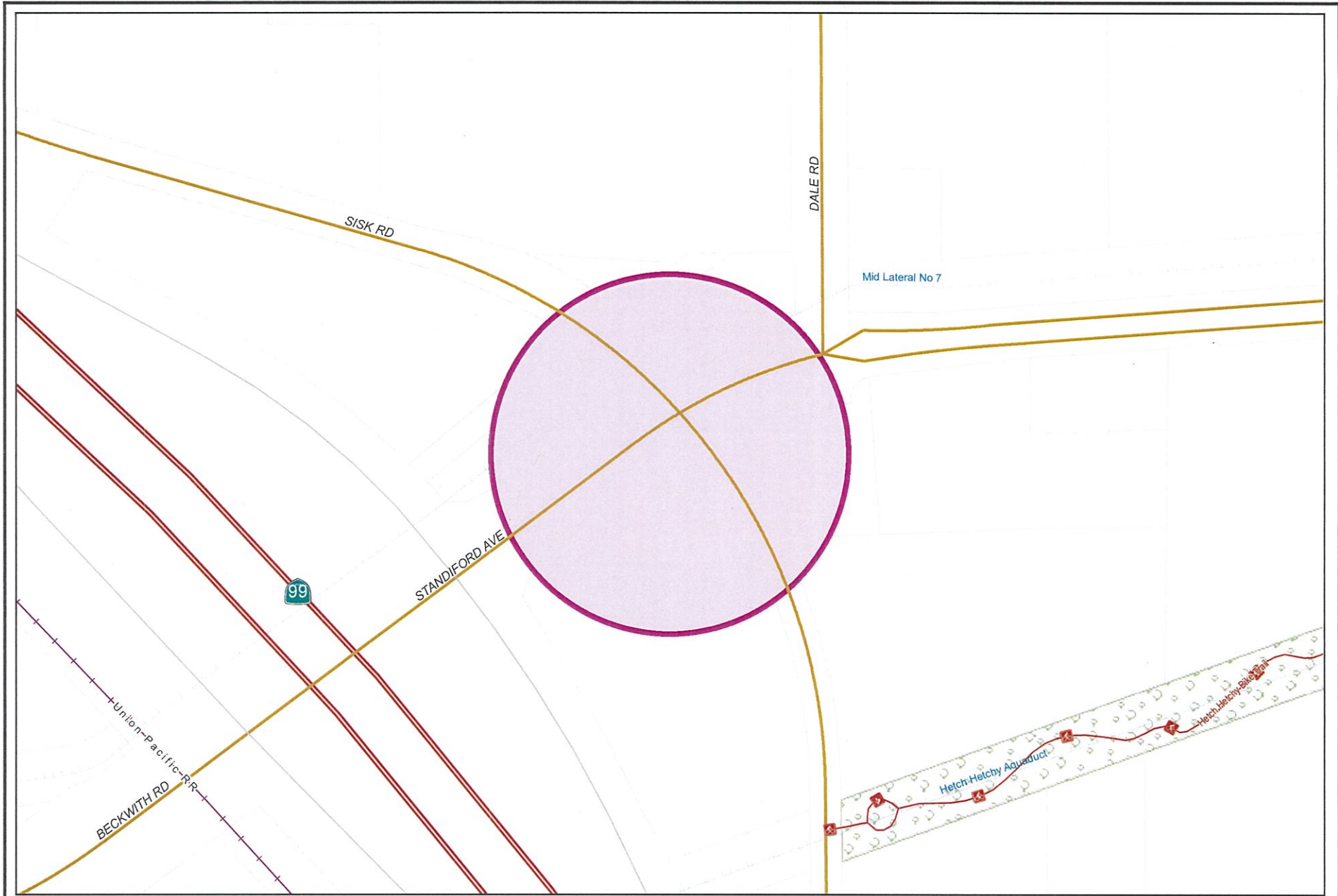
Proj Stat: Construction 99% completed.

Revenues	Budget	Actuals+Commit	Available	Prop. Inc./Dec. for 18-19	Bud + Prop. Inc./Dec.	Avail.+ Prop. Inc./Dec.	19-20	20-21	21-22	22-23	Total Budgeted up to 2023
42110 Intergov - State - CA Department of Transportation	800,000	14,097	785,903	0	800,000	785,903	0	0	0	0	800,000
Revenue Totals:	800,000	14,097	785,903	0	800,000	785,903	0	0	0	0	800,000

Expenditures	Budget	Actual+Commit	Available	Prop. Inc./Dec. for 18-19	Budget+Prop. Inc./Dec.	Avail.+Prop. Inc./Dec.	19-20	20-21	21-22	22-23	Total Budgeted up to 2023
CA Construction Admin	86,928	26,977	59,951	0	86,928	59,951	0	0	0	0	86,928
CON Construction	579,526	577,500	2,026	0	579,526	2,026	0	0	0	0	579,526
CTGY-CIP Contingency - CIP	57,953	0	57,953	0	57,953	57,953	0	0	0	0	57,953
EDA Eng/Design/Admin	75,593	55,407	20,186	0	75,593	20,186	0	0	0	0	75,593
Expenditure Totals:	800,000	659,883	140,117	0	800,000	140,117	0	0	0	0	800,000

Fund Balance Required	Budget+Prop. Inc./Dec.	Available+Prop. Inc./Dec.
Capital Grants - Streets CIP Projects-3160	0	-645,786

185



City of Modesto

Project #: 100900

CED - Right Turn Ln EB Standford to SB Sisk



City of Modesto: 2018-23 Capital Improvement Program

CED - Right Turn Ln EB Standiford to SB Sisk

100900

Capital Un-sponsored

Cost Center: 59999 *Category:* Traffic Circulation *Start Date:* 2015
Hosting Fund: Capital Grants - Streets CIP Projects-3160 *Type Class:* Other Street Projects *End Date:* 2018
Element Listing: Comm Svcs & Fac *Area:* Within City *Status:* Active
Classification: Improvements *Manager:* Soares, Phillip A *Const. Code:* To be Closed

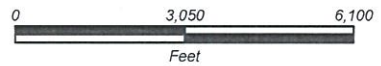
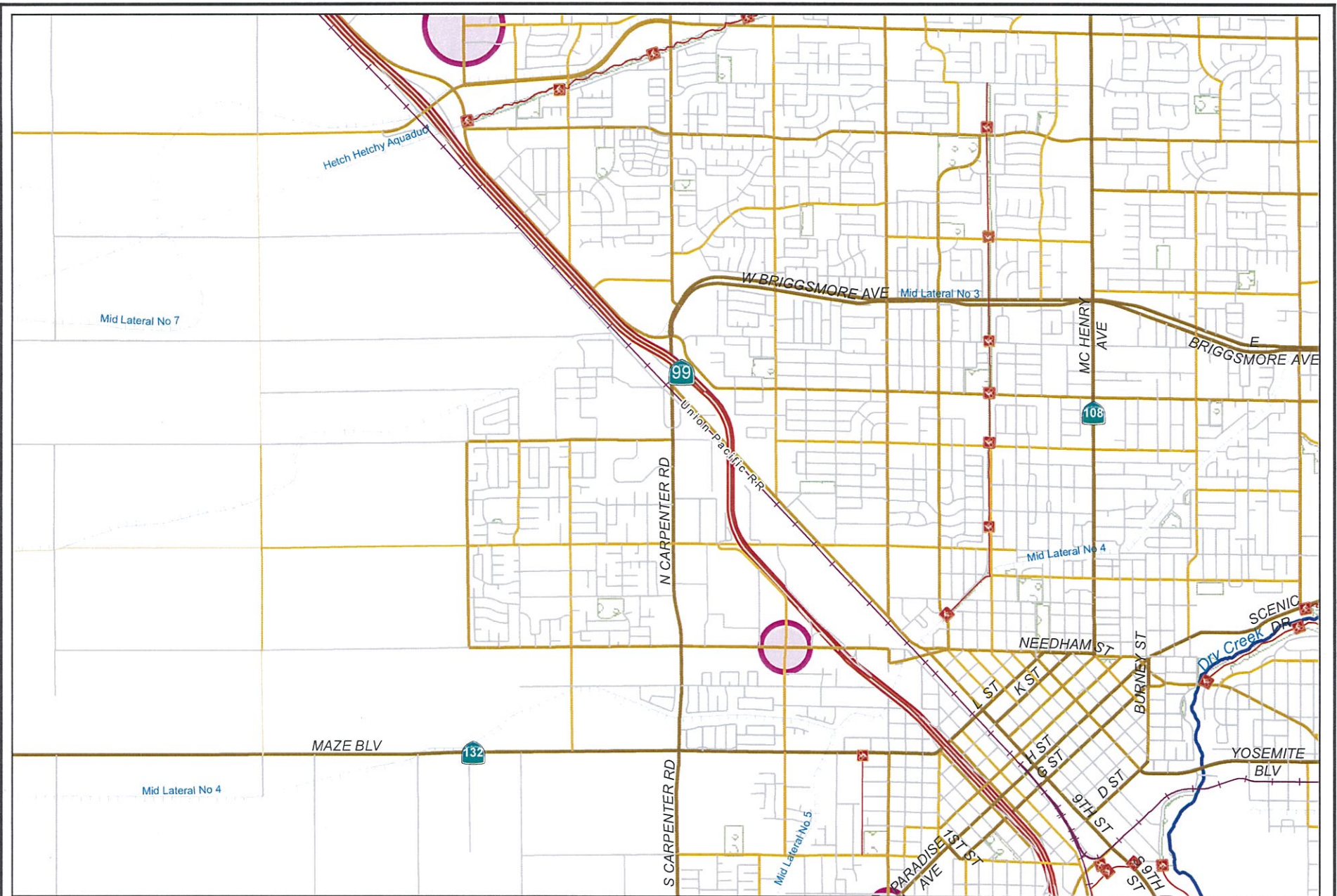
Proj Desc: This project will provide a City Standard right turn lane and traffic signal modification which will assist in accommodating vehicles turning right from eastbound Standiford Avenue to southbound Sisk Road.

Proj Stat: Caltrans determined that project is not warranted. Staff working with StanCOG to close out project.

Revenues	Budget	Actuals+Commit	Available	Prop. Inc./Dec. for 18-19	Bud + Prop. Incr/Decr	Avail.+ Prop. Incr/Decr	19-20	20-21	21-22	22-23	Total Budgeted up to 2023
42110 Intergov - State - CA Department of Transportation	199,193	8,007	191,186	0	199,193	191,186	0	0	0	0	199,193
61720 Transfer In from Fund 1720	25,807	0	25,807	0	25,807	25,807	0	0	0	0	25,807
Revenue Totals:	225,000	8,007	216,993	0	225,000	216,993	0	0	0	0	225,000

Expenditures	Budget	Actual+Commit	Available	Prop. Inc./Dec. for 18-19	Budget+Prop. Inc./Dec.	Avail.+Prop. Inc./Dec.	19-20	20-21	21-22	22-23	Total Budgeted up to 2023
EDA Eng/Design/Admin	225,000	16,936	208,064	0	225,000	208,064	0	0	0	0	225,000
Expenditure Totals:	225,000	16,936	208,064	0	225,000	208,064	0	0	0	0	225,000

Fund Balance Required	Budget+Prop. Inc./Dec.	Available+Prop. Inc./Dec.
Capital Grants - Streets CIP Projects-3160	0	-8,930



City of Modesto
 Project #: 100939
 PW - Upgrade Traffic Signals 2015



City of Modesto: 2018-23 Capital Improvement Program

PW - Upgrade Traffic Signals 2015

100939

Capital Un-sponsored

<i>Cost Center:</i> 59999	<i>Category:</i> Traffic Circulation	<i>Start Date:</i> 2016
<i>Hosting Fund:</i> Capital Grants - Streets CIP Projects-3160	<i>Type Class:</i> Traffic Control Devices	<i>End Date:</i>
<i>Element Listing:</i> Comm Dev	<i>Area:</i> Within City	<i>Status:</i> Active
<i>Classification:</i> Improvements	<i>Manager:</i> Murphy, Mark G	<i>Const. Code:</i> New or Future

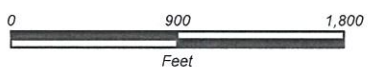
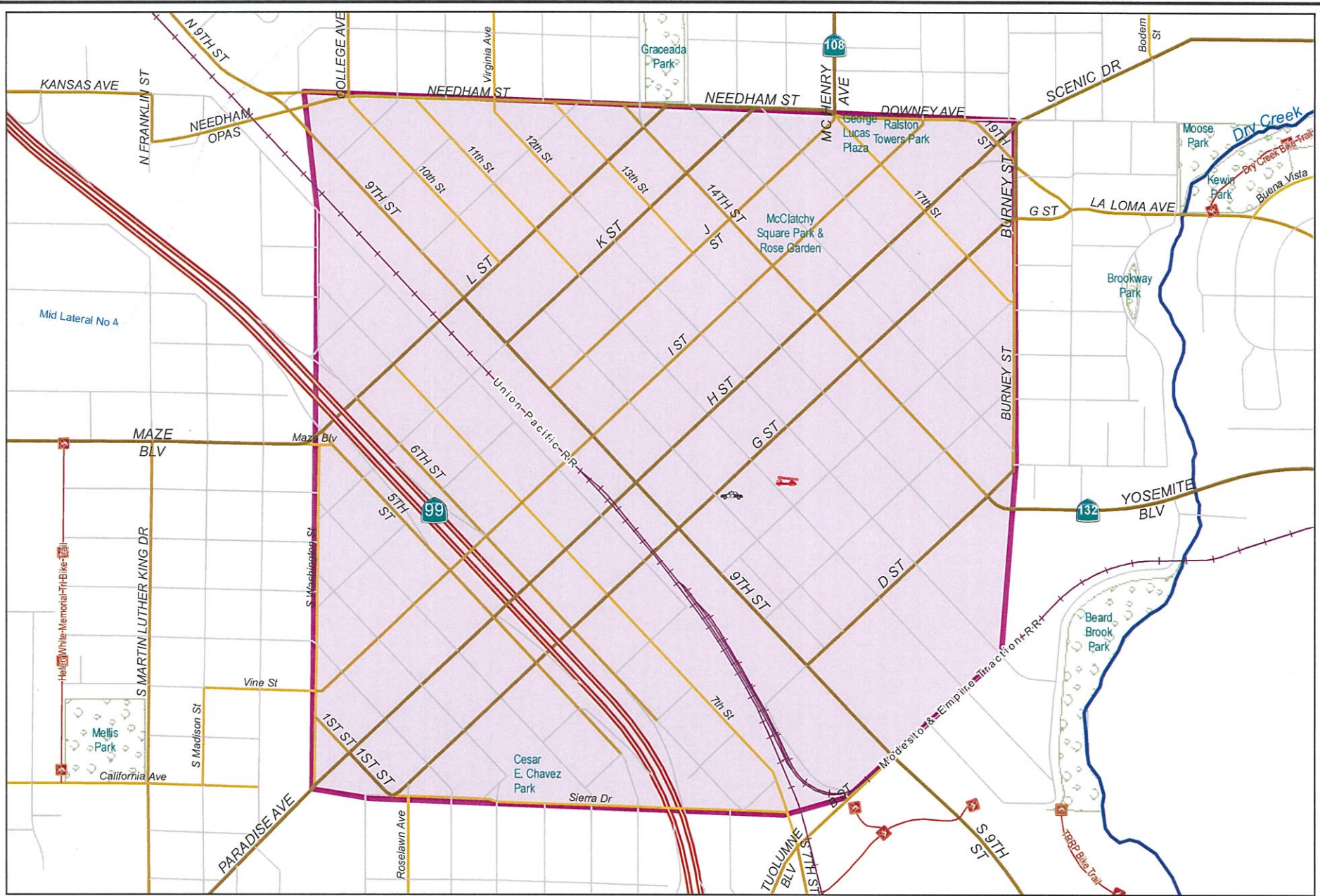
Proj Desc: Upgrade traffic signals at: Kansas Ave @ Emerald Ave, Paradise Rd @ Mr. Luther King Blvd., and Dale Rd. @ Veneman

Proj Stat: Project to be bid by Summer 2018

Revenues	Budget	Actuals+Commit	Available	Prop. Inc./Dec. for 18-19	Bud + Prop. Incr/Decr	Avail.+ Prop. Incr/Decr	19-20	20-21	21-22	22-23	Total Budgeted up to 2023
42110 Intergov - State - CA Department of Transportation	612,000	38,156	573,844	0	612,000	573,844	0	0	0	0	612,000
Revenue Totals:	612,000	38,156	573,844	0	612,000	573,844	0	0	0	0	612,000

Expenditures	Budget	Actual+Commit	Available	Prop. Inc./Dec. for 18-19	Budget+Prop. Inc./Dec.	Avail.+Prop. Inc./Dec.	19-20	20-21	21-22	22-23	Total Budgeted up to 2023
CA Construction Admin	50,550	76	50,474	0	50,550	50,474	0	0	0	0	50,550
CON Construction	419,500	0	419,500	0	419,500	419,500	0	0	0	0	419,500
CTGY-CIP Contingency-CIP	41,950	0	41,950	0	41,950	41,950	0	0	0	0	41,950
EDA Eng/Design/Admin	100,000	46,517	53,483	0	100,000	53,483	0	0	0	0	100,000
Expenditure Totals:	612,000	46,593	565,407	0	612,000	565,407	0	0	0	0	612,000

Fund Balance Required	Budget+Prop. Inc./Dec.	Available+Prop. Inc./Dec.
Capital Grants - Streets CIP Projects-3160	0	-8,438



City of Modesto

Project #: 100940

PW - Synchronize Traffic Signals Downtown 2015



City of Modesto: 2018-23 Capital Improvement Program

PW - Synchronize Traffic Signals Downtown 2015

100940

Capital Un-sponsored

<i>Cost Center:</i> 59999	<i>Category:</i> Traffic Circulation	<i>Start Date:</i> 2016
<i>Hosting Fund:</i> Capital Grants - Streets CIP Projects-3160	<i>Type Class:</i> Traffic Control Devices	<i>End Date:</i>
<i>Element Listing:</i> Comm Dev	<i>Area:</i> Within City	<i>Status:</i> Active
<i>Classification:</i> Improvements	<i>Manager:</i> Murphy, Mark G	<i>Const. Code:</i> New or Future


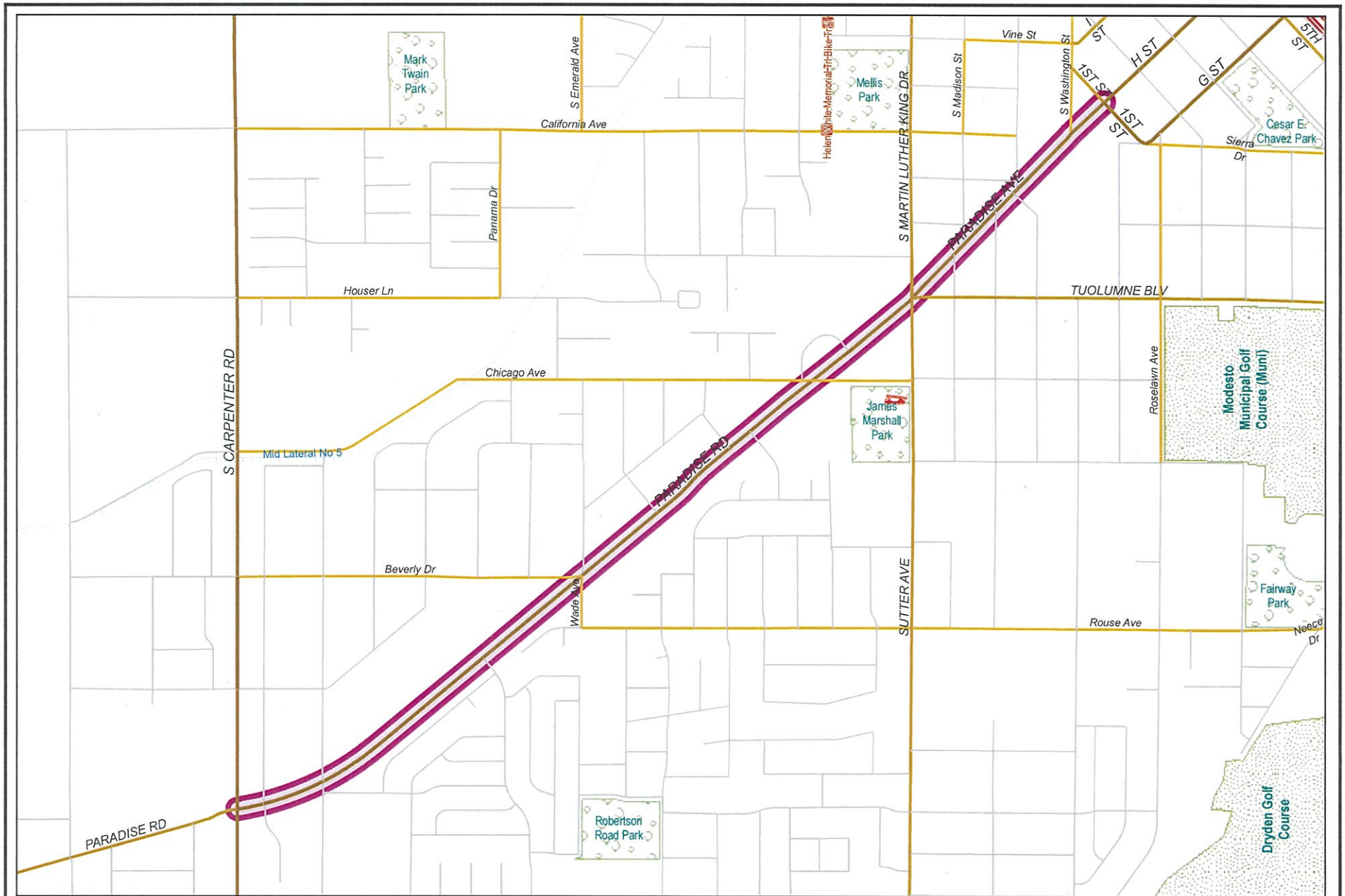
Proj Desc: Synchronize downtown traffic signals

Proj Stat: Project is in the data collection stage

Revenues	Budget	Actuals+Commit	Available	Prop. Inc./Dec. for 18-19	Bud + Prop. Inc./Decr	Avail.+ Prop. Inc/Decr	19-20	20-21	21-22	22-23	Total Budgeted up to 2023
42110 Intergov - State - CA Department of Transportation	400,000	0	400,000	0	400,000	400,000	0	0	0	0	400,000
Revenue Totals:	400,000	0	400,000	0	400,000	400,000	0	0	0	0	400,000

Expenditures	Budget	Actual+Commit	Available	Prop. Inc./Dec. for 18-19	Budget+Prop. Inc./Dec.	Avail.+Prop. Inc./Dec.	19-20	20-21	21-22	22-23	Total Budgeted up to 2023
CON Construction	400,000	24,035	375,965	0	400,000	375,965	0	0	0	0	400,000
Expenditure Totals:	400,000	24,035	375,965	0	400,000	375,965	0	0	0	0	400,000

Fund Balance Required	Budget+Prop. Inc./Dec.	Available+Prop. Inc./Dec.
Capital Grants - Streets CIP Projects-3160	0	-24,035



City of Modesto

Project #: 100942

CED - Paradise Road from S. Carpenter Road to 1st Street



City of Modesto: 2018-23 Capital Improvement Program

CED - Paradise Road from S. Carpenter Road to 1st Street

100942

Capital Un-sponsored

Cost Center: 14999 *Category:* Traffic Circulation *Start Date:* 2016
Hosting Fund: Capital Grants - Streets CIP Projects-3160 *Type Class:* Maintenance *End Date:* 2018
Element Listing: Comm Svcs & Fac *Area:* Within City *Status:* Active
Classification: Maintenance *Manager:* Soares, Phillip *Const. Code:* New or Future

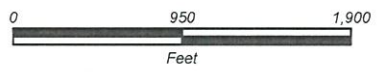
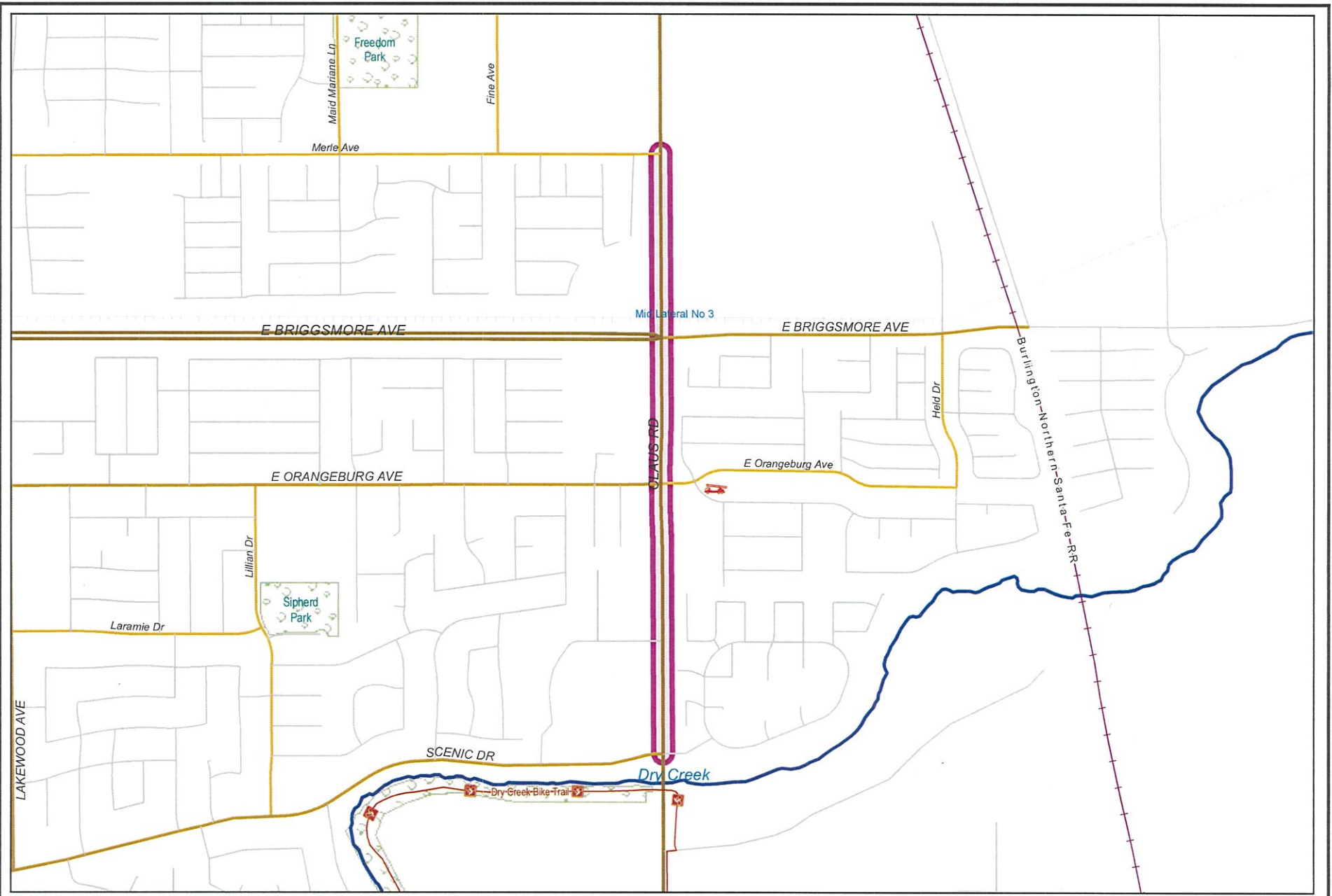
Proj Desc: This is a federally-funded pavement rehabilitation project utilizing federal RPSTP funds. The project includes pavement rehabilitation on Paradise Road from 1st Street to S. Carpenter Road.

Proj Stat: Currently under design.

Revenues	Budget	Actuals+Commit	Available	Prop. Inc./Dec. for 18-19	Bud + Prop. Incr/Decr	Avail.+ Prop. Incr/Decr	19-20	20-21	21-22	22-23	Total Budgeted up to 2023
42110 Intergov - State - CA Department of Transportation	250,000	0	250,000	0	250,000	250,000	0	0	0	0	250,000
Revenue Totals:	250,000	0	250,000	0	250,000	250,000	0	0	0	0	250,000

Expenditures	Budget	Actual+Commit	Available	Prop. Inc./Dec. for 18-19	Budget+Prop. Inc./Dec.	Avail.+Prop. Inc./Dec.	19-20	20-21	21-22	22-23	Total Budgeted up to 2023
CA Construction Admin	0	0	0	0	0	0	0	0	0	0	0
EDA Eng/Design/Admin	250,000	207,030	42,970	0	250,000	42,970	0	0	0	0	250,000
Expenditure Totals:	250,000	207,030	42,970	0	250,000	42,970	0	0	0	0	250,000

Fund Balance Required	Budget+Prop. Inc./Dec.	Available+Prop. Inc./Dec.
Capital Grants - Streets CIP Projects-3160	0	-207,030



City of Modesto
Project #: 100943
CED - Claus Road Bike Path



City of Modesto: 2018-23 Capital Improvement Program

CED - Claus Road Bike Path

100943

Capital Un-sponsored

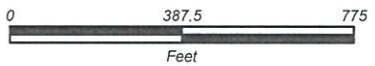
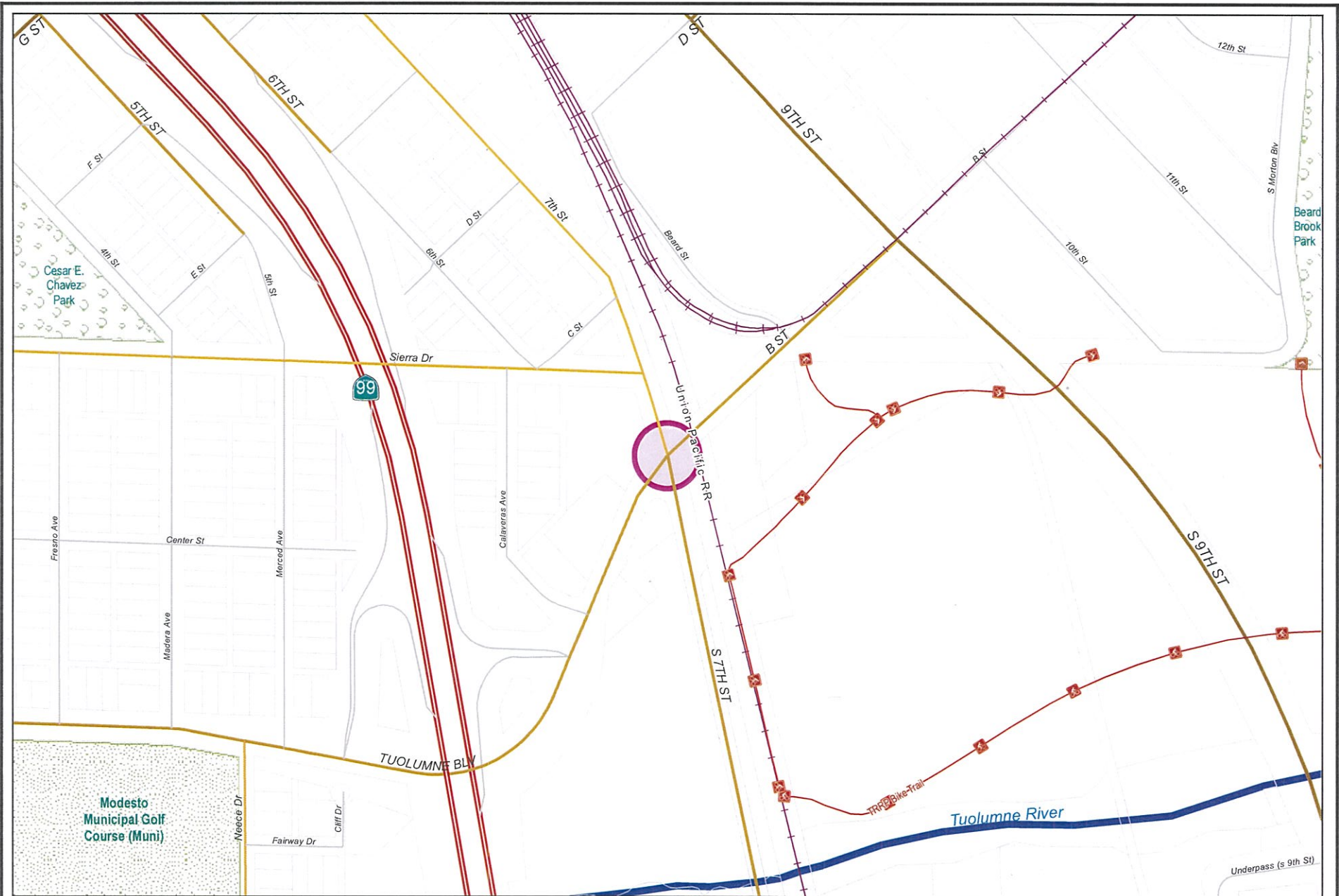
<i>Cost Center:</i> 14999	<i>Category:</i> Traffic Circulation	<i>Start Date:</i> 2016
<i>Hosting Fund:</i> Streets Capital Facility Fee Fund-3410	<i>Type Class:</i> Major Street Improvements	<i>End Date:</i> 2018
<i>Element Listing:</i> Comm Svcs & Fac	<i>Area:</i> Within City	<i>Status:</i> Active
<i>Classification:</i> Improvements	<i>Manager:</i> Sacuskie, Mike	<i>Const. Code:</i> New or Future

Proj Desc: This project will construct a new bike path along Claus Road from Scenic Dr. to Merle Ave.

Proj Stat: Design complete. Anticipate construction Summer 2018.

Expenditures	Budget	Actual+Commit	Available	Prop. Inc./Dec. for 18-19	Budget+Prop. Inc./Dec.	Avail.+Prop. Inc./Dec.	19-20	20-21	21-22	22-23	Total Budgeted up to 2023
EDA Eng/Design/Admin	80,000	68,587	11,413	0	80,000	11,413	0	0	0	0	80,000
LA Land Acquisition	0	0	0	0	0	0	0	0	0	0	0
Expenditure Totals:	80,000	68,587	11,413	0	80,000	11,413	0	0	0	0	80,000

Fund Balance Required	Budget+Prop. Inc./Dec.	Available+Prop. Inc./Dec.
Streets Capital Facility Fee Fund-3410	80,000	11,413



City of Modesto

Project #: 100944

CED - Tuolumne Blvd, 7th St, & B St Intersection Improvements



City of Modesto: 2018-23 Capital Improvement Program

CED - Tuolumne Blvd, 7th St, & B St Intersection Improvements

100944

Capital Un-sponsored


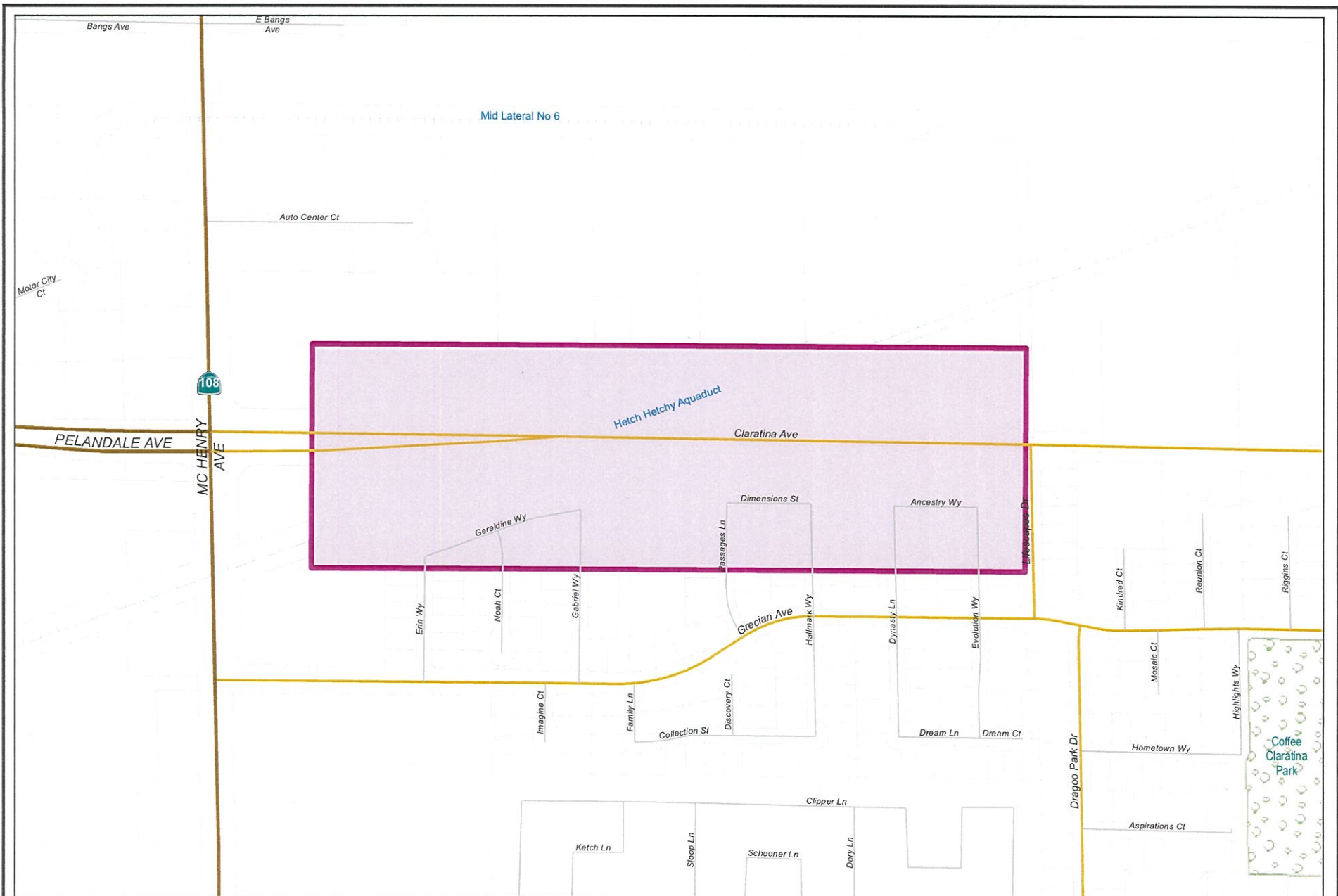
Cost Center: 14999 *Category:* Traffic Circulation *Start Date:* 2016
Hosting Fund: Streets Capital Facility Fee Fund-3410 *Type Class:* Major Street Improvements *End Date:* 2020
Element Listing: Comm Svcs & Fac *Area:* Within City *Status:* Active
Classification: Improvements *Manager:* Covolo, Charles *Const. Code:* New or Future

Proj Desc: This project will construct improvements at the Tuolumne Blvd., 7th St., and B St. intersection. The project improvements are required in coordination with the 7th Street Bridge Project.

Proj Stat: Staff coordinating with Stanislaus County 7th Street bridge project to determine intersection improvements. Funds are for future intersection design.

Expenditures	Budget	Actual+Commit	Available	Prop. Inc./Dec. for 18-19	Budget+Prop. Inc./Dec.	Avail.+Prop. Inc./Dec.	19-20	20-21	21-22	22-23	Total Budgeted up to 2023
EDA Eng/Design/Admin	200,000	0	200,000	0	200,000	200,000	0	0	0	0	200,000
Expenditure Totals:	200,000	0	200,000	0	200,000	200,000	0	0	0	0	200,000

Fund Balance Required	Budget+Prop. Inc./Dec.	Available+Prop. Inc./Dec.
Streets Capital Facility Fee Fund-3410	200,000	200,000



City of Modesto

Project #: 100945

CED - Hetch-Hetchy and Claratina Structural Crossing



City of Modesto: 2018-23 Capital Improvement Program

CED - Hetch-Hetchy and Claratina Structural Crossing

100945

Capital Un-sponsored

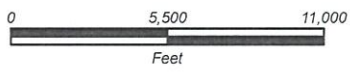
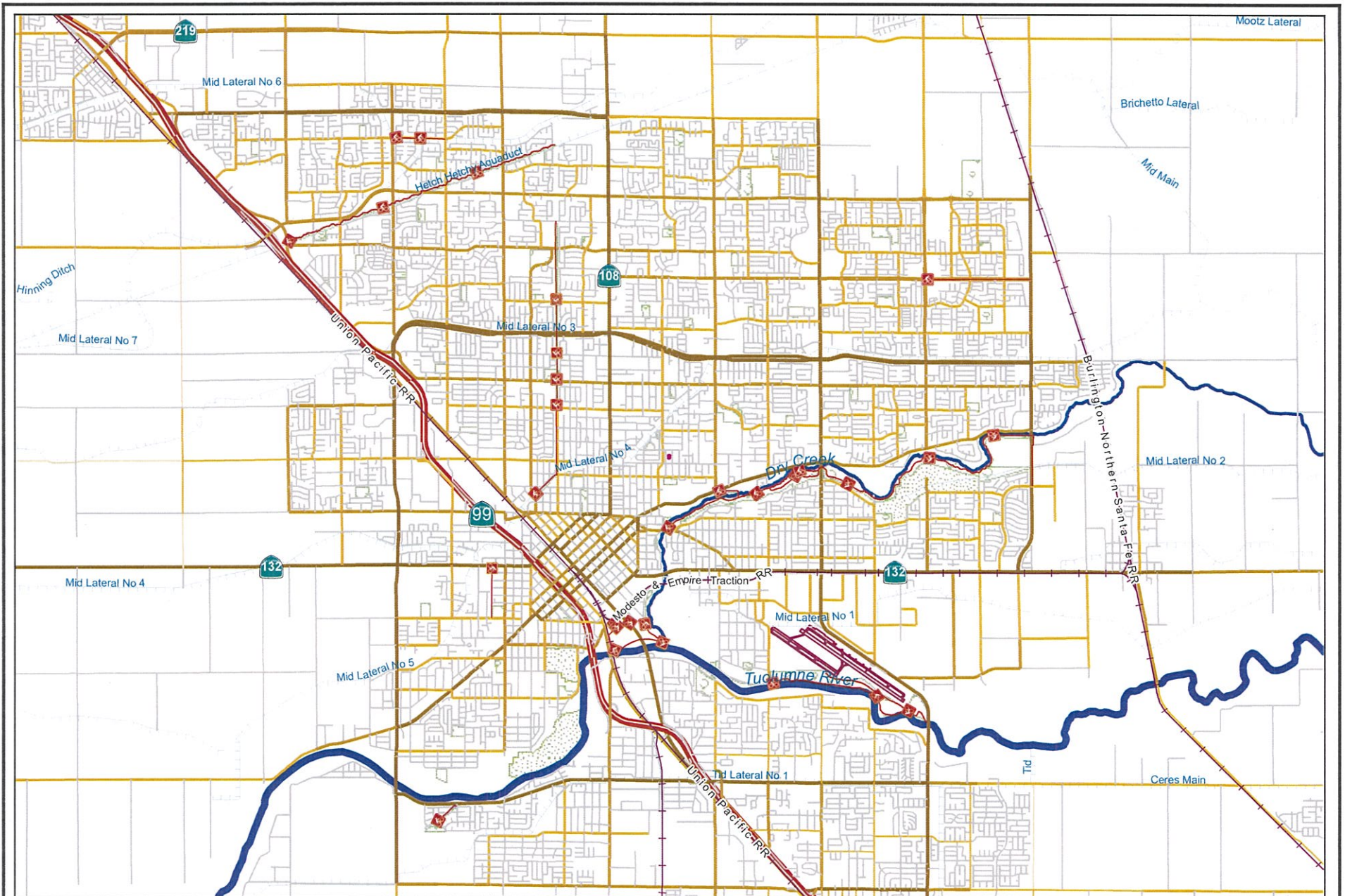
<i>Cost Center:</i> 14999	<i>Category:</i> Traffic Circulation	<i>Start Date:</i> 2016
<i>Hosting Fund:</i> Streets Capital Facility Fee Fund-3410	<i>Type Class:</i> Major Street Improvements	<i>End Date:</i> 2018
<i>Element Listing:</i> Comm Svcs & Fac	<i>Area:</i> Within City	<i>Status:</i> Active
<i>Classification:</i> Improvements	<i>Manager:</i> Sacuskie, Mike	<i>Const. Code:</i> New or Future

Proj Desc: This project will construct the required improvements for the Hetch-Hetchy water transmission line crossing at Claratina Avenue. The improvements are required in order to complete the Claratina Avenue widening between McHenry Avenue and Coffee Road.

Proj Stat: Project design and land acquisition underway.

Expenditures	Budget	Actual+Commit	Available	Prop. Inc./Dec. for 18-19	Budget+Prop. Inc./Dec.	Avail.+Prop. Inc./Dec.	19-20	20-21	21-22	22-23	Total Budgeted up to 2023
CA Construction Admin	100,000	0	100,000	550,000	650,000	650,000	0	0	0	0	650,000
CON Construction	750,000	0	750,000	3,250,000	4,000,000	4,000,000	0	0	0	0	4,000,000
CTGY-CIP Contingency - CIP	150,000	0	150,000	250,000	400,000	400,000	0	0	0	0	400,000
EDA Eng/Design/Admin	200,000	170,676	29,324	70,772	270,772	100,096	0	0	0	0	270,772
ENV CIP - Environmental	40,000	0	40,000	0	40,000	40,000	0	0	0	0	40,000
LA Land Acquisition	800,000	96,584	703,416	9,228	809,228	712,644	0	0	0	0	809,228
UE Utility and EIR	60,000	0	60,000	40,000	100,000	100,000	0	0	0	0	100,000
Expenditure Totals:	2,100,000	267,260	1,832,740	4,170,000	6,270,000	6,002,740	0	0	0	0	6,270,000

Fund Balance Required	Budget+Prop. Inc./Dec.	Available+Prop. Inc./Dec.
Streets Capital Facility Fee Fund-3410	6,270,000	6,002,740



City of Modesto

Project #: 100950

PW - Upgrade High Voltage Street Lights to Low Voltage (100878)



City of Modesto: 2018-23 Capital Improvement Program

PW - Upgrade High Voltage Street Lights to Low Voltage (100878)

100950

Capital Un-sponsored

Cost Center: 59999 **Category:** Traffic Circulation **Start Date:** 2015
Hosting Fund: Capital Grants - Streets CIP Projects-3160 **Type Class:** Maintenance **End Date:**
Element Listing: Public Safety **Area:** System Wide **Status:** Active
Classification: Maintenance **Manager:** Murphy, Mark G **Const. Code:** New or Future

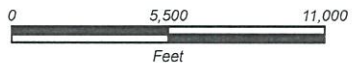
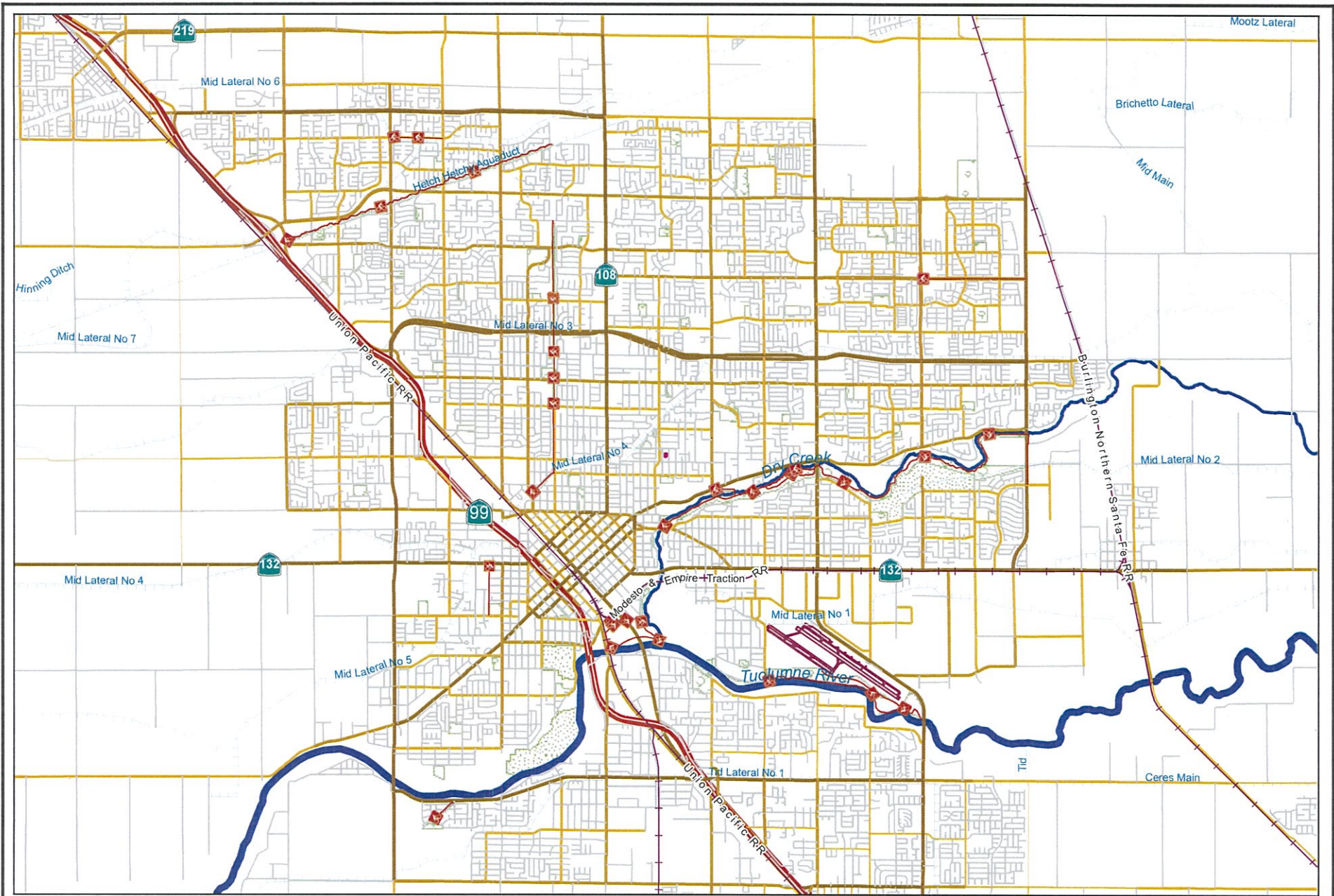
Proj Desc: Upgrade approximately 100 high voltage street lights to low voltage using city crews

Proj Stat: Project still under construction

Revenues	Budget	Actuals+Commit	Available	Prop. Inc./Dec. for 18-19	Bud + Prop. Incr/Decr	Avail.+ Prop. Incr/Decr	19-20	20-21	21-22	22-23	Total Budgeted up to 2023
60100 Transfer In from Fund 0100	600,000	0	600,000	0	600,000	600,000	0	0	0	0	600,000
Revenue Totals:	600,000	0	600,000	0	600,000	600,000	0	0	0	0	600,000

Expenditures	Budget	Actual+Commit	Available	Prop. Inc./Dec. for 18-19	Budget+Prop. Inc./Dec.	Avail.+Prop. Inc./Dec.	19-20	20-21	21-22	22-23	Total Budgeted up to 2023
CA Construction Admin	0	0	0	0	0	0	0	0	0	0	0
CCF City Construct Force	537,821	530,872	6,949	0	537,821	6,949	0	0	0	0	537,821
CON Construction	62,064	55,729	6,335	0	62,064	6,335	0	0	0	0	62,064
CTGY-CIP Contingency - CIP	0	0	0	0	0	0	0	0	0	0	0
EDA Eng/Design/Admin	115	115	0	0	115	0	0	0	0	0	115
Expenditure Totals:	600,000	586,715	13,285	0	600,000	13,285	0	0	0	0	600,000

Fund Balance Required	Budget+Prop. Inc./Dec.	Available+Prop. Inc./Dec.
Capital Grants - Streets CIP Projects-3160	0	-586,715



City of Modesto

Project #: 100951

PW - Install Flashing Beacons at Multiple Locations (100891)



City of Modesto: 2018-23 Capital Improvement Program

PW - Install Flashing Beacons at Multiple Locations (100891)

100951

Capital Un-sponsored

<i>Cost Center:</i> 59999	<i>Category:</i> Traffic Circulation	<i>Start Date:</i> 2015
<i>Hosting Fund:</i> Capital Grants - Streets CIP Projects-3160	<i>Type Class:</i> Maintenance	<i>End Date:</i>
<i>Element Listing:</i> Public Safety	<i>Area:</i> System Wide	<i>Status:</i> Active
<i>Classification:</i> Maintenance	<i>Manager:</i> Murphy, Mark G	<i>Const. Code:</i> New or Future

Proj Desc: Install flashing beacons with City crews

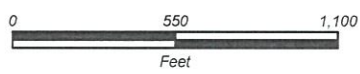
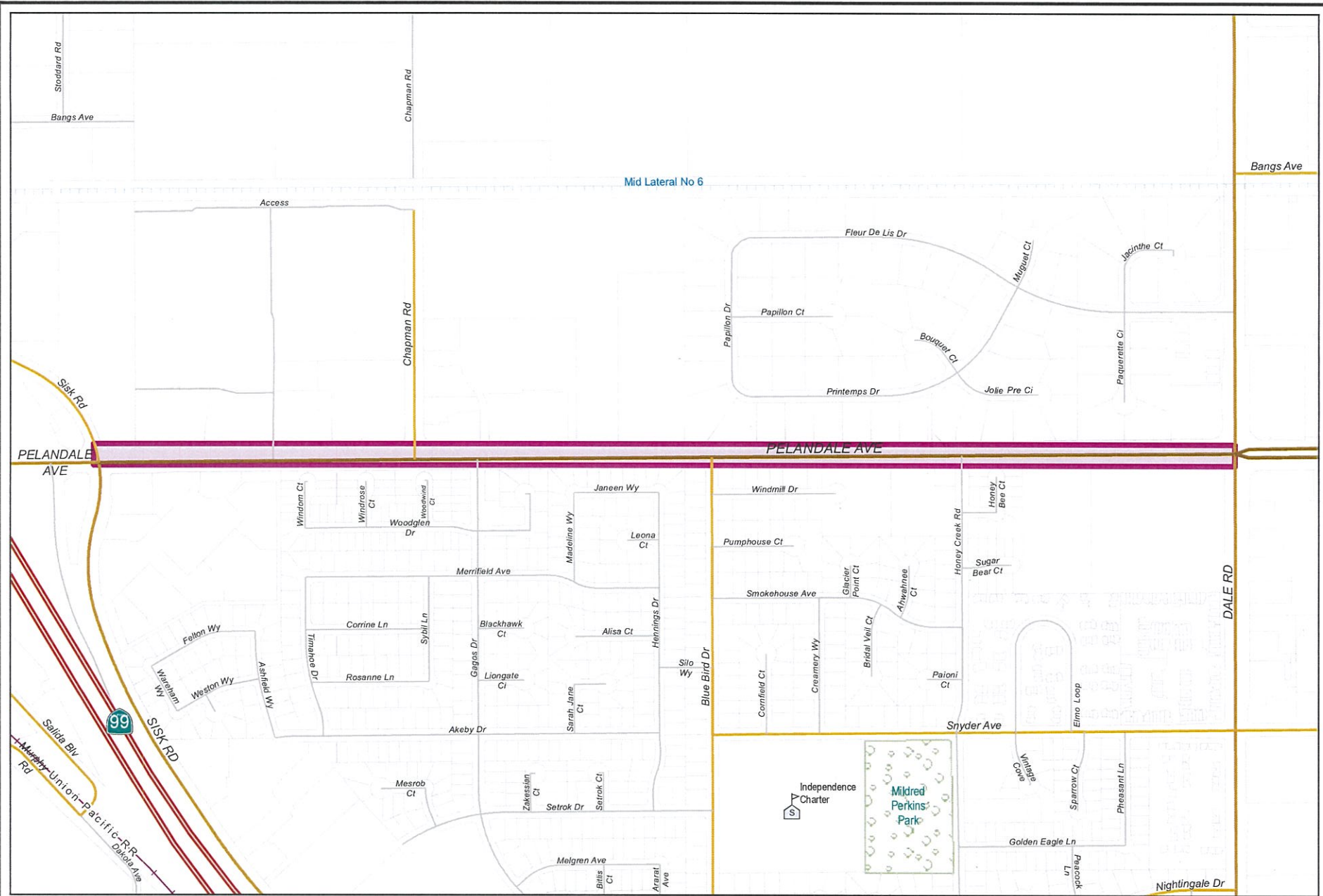
Proj Stat: Project still under construction

Revenues	Budget	Actuals+Commit	Available	Prop. Inc./Dec. for 18-19	Bud + Prop. Incr/Decr	Avail.+ Prop. Incr/Decr	19-20	20-21	21-22	22-23	Total Budgeted up to 2023
42159 Intergov - State - School Participation	5,000	5,000	0	0	5,000	0	0	0	0	0	5,000
61730 Transfer In from Fund 1730	370,000	336,879	33,121	0	370,000	33,121	0	0	0	0	370,000
Revenue Totals:	375,000	341,879	33,121	0	375,000	33,121	0	0	0	0	375,000

Expenditures	Budget	Actual+Commit	Available	Prop. Inc./Dec. for 18-19	Budget+Prop. Inc./Dec.	Avail.+Prop. Inc./Dec.	19-20	20-21	21-22	22-23	Total Budgeted up to 2023
CCF City Construct Force	365,000	342,941	22,059	0	365,000	22,059	0	0	0	0	365,000
CTGY-CIP Contingency - CIP	0	0	0	0	0	0	0	0	0	0	0
EDA Eng/Design/Admin	10,000	7,089	2,911	0	10,000	2,911	0	0	0	0	10,000
Expenditure Totals:	375,000	350,030	24,970	0	375,000	24,970	0	0	0	0	375,000

Fund Balance Required	Budget+Prop. Inc./Dec.	Available+Prop. Inc./Dec.
Capital Grants - Streets CIP Projects-3160	0	-8,151

203



City of Modesto

Project #: 100966

CED - Pelandale Ave. Pavement Rehabilitation from Sisk Road to Dale Road



City of Modesto: 2018-23 Capital Improvement Program

CED - Pelandale Ave. Pavement Rehabilitation from Sisk Road to Dale Road

100966

Capital Un-sponsored

Cost Center: 14999 **Category:** Traffic Circulation **Start Date:** 2016
Hosting Fund: Capital Grants - Streets CIP Projects-3160 **Type Class:** Infrastructure Preservation **End Date:** 2020
Element Listing: Comm Dev **Area:** Within City **Status:** Active
Classification: Maintenance **Manager:** Soares, Phillip A **Const. Code:** New or Future

Proj Desc: CED - Pavement Rehabilitation of Pelandale Avenue from Sisk Road to Dale Road.


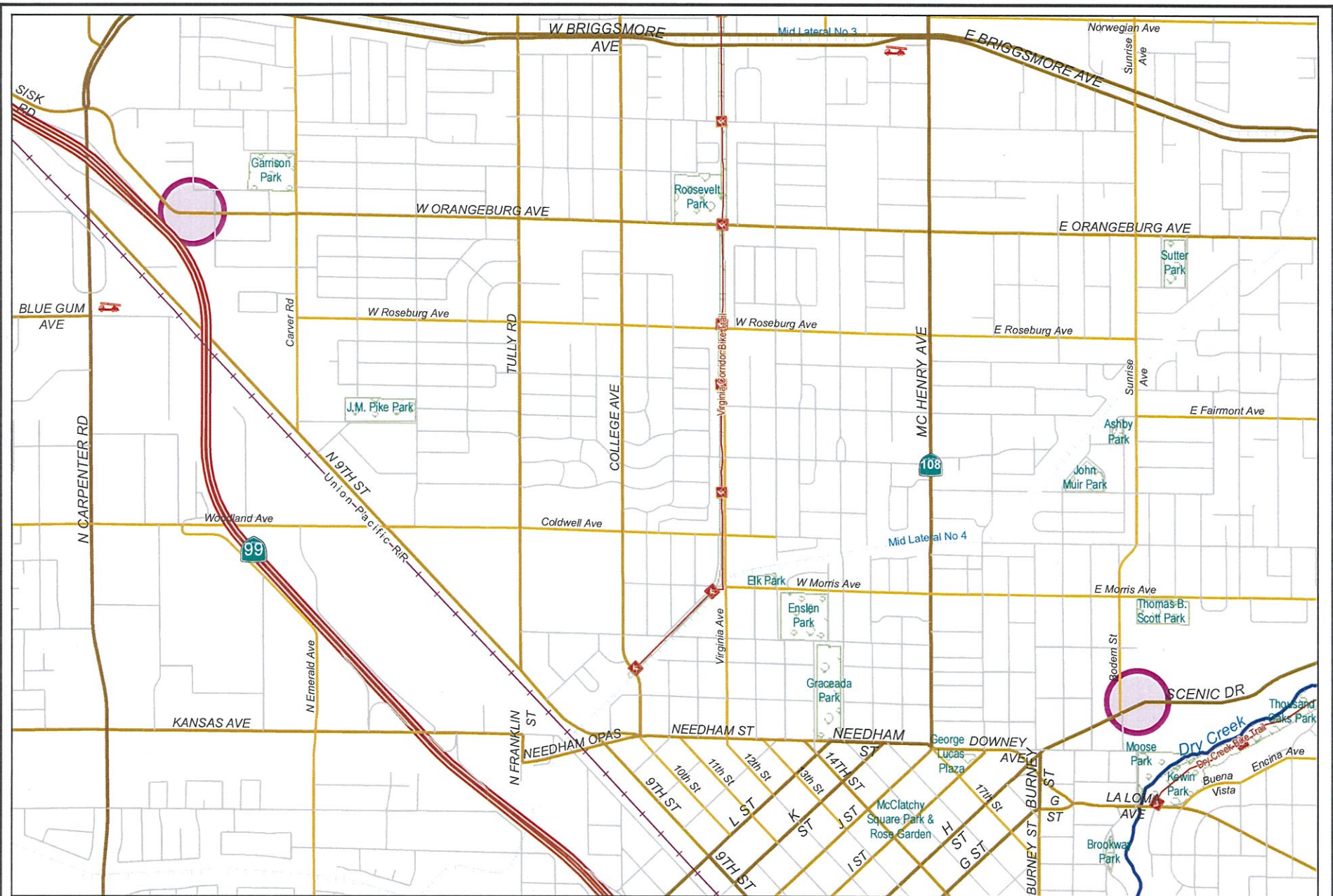
Proj Stat: Project is currently in design.

Revenues	Budget	Actuals+Commit	Available	Prop. Inc./Dec. for 18-19	Bud + Prop. Incr/Decr	Avail.+ Prop. Incr/Decr	19-20	20-21	21-22	22-23	Total Budgeted up to 2023
42110 Intergov - State - CA Department of Transportation	300,000	47,240	252,760	0	300,000	252,760	0	0	0	0	300,000
Revenue Totals:	300,000	47,240	252,760	0	300,000	252,760	0	0	0	0	300,000

Expenditures	Budget	Actual+Commit	Available	Prop. Inc./Dec. for 18-19	Budget+Prop. Inc./Dec.	Avail.+Prop. Inc./Dec.	19-20	20-21	21-22	22-23	Total Budgeted up to 2023
CA Construction Admin	0	0	0	0	0	0	0	0	0	0	0
EDA Eng/Design/Admin	300,000	131,590	168,410	0	300,000	168,410	0	0	0	0	300,000
Expenditure Totals:	300,000	131,590	168,410	0	300,000	168,410	0	0	0	0	300,000

Fund Balance Required	Budget+Prop. Inc./Dec.	Available+Prop. Inc./Dec.
Capital Grants - Streets CIP Projects-3160	0	-84,350

205



City of Modesto

Project #: 100967

PW - HSIP Cycle 6 - Install High Friction Surface Treatment



City of Modesto: 2018-23 Capital Improvement Program

PW - HSIP Cycle 6 - Install High Friction Surface Treatment

100967

Capital Un-sponsored

Cost Center: 59999 *Category:* Traffic Circulation *Start Date:* 2016
Hosting Fund: Capital Grants - Streets CIP Projects-3160 *Type Class:* Traffic Control Devices *End Date:*
Element Listing: Public Safety *Area:* Within City *Status:* New
Classification: Improvements *Manager:* Murphy, Mark G *Const. Code:* New or Future

Proj Desc: Increase pavement friction on Scenic, east of Boden and Orangeburg, west of Martin

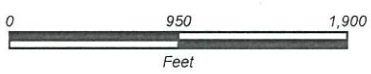
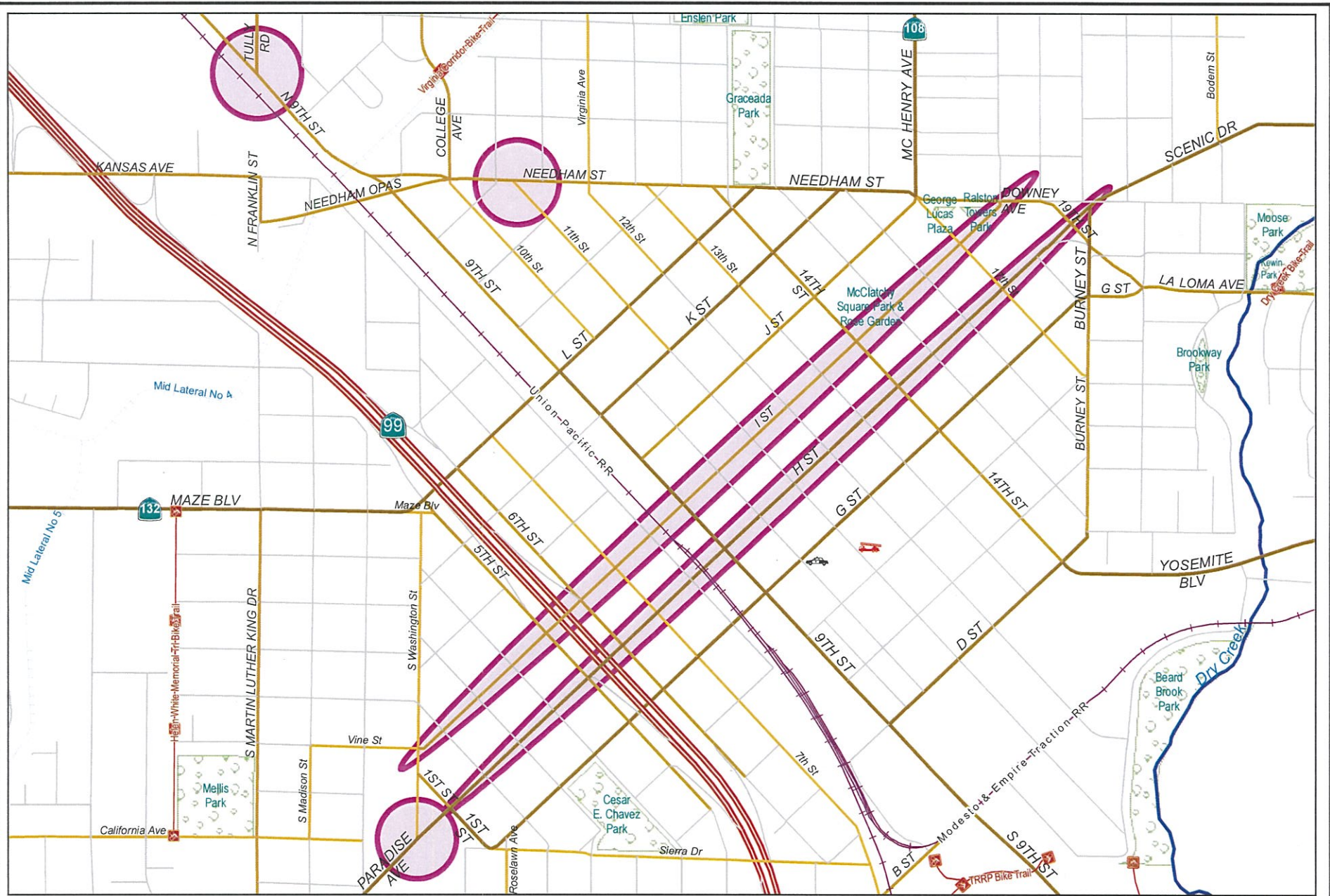
Proj Stat: Under design, 70% complete

Revenues	Budget	Actuals+Commit	Available	Prop. Inc./Dec. for 18-19	Bud + Prop. Incr/Decr	Avail.+ Prop. Incr/Decr	19-20	20-21	21-22	22-23	Total Budgeted up to 2023
42110 Intergov - State - CA Department of Transportation	45,000	11,134	33,866	0	45,000	33,866	0	0	0	0	45,000
61700 Transfer In from Fund 1700	5,000	1,237	3,763	0	5,000	3,763	0	0	0	0	5,000
Revenue Totals:	50,000	12,371	37,629	0	50,000	37,629	0	0	0	0	50,000

Expenditures	Budget	Actual+Commit	Available	Prop. Inc./Dec. for 18-19	Budget+Prop. Inc./Dec.	Avail.+Prop. Inc./Dec.	19-20	20-21	21-22	22-23	Total Budgeted up to 2023
EDA Eng/Design/Admin	50,000	15,481	34,519	0	50,000	34,519	0	0	0	0	50,000
Expenditure Totals:	50,000	15,481	34,519	0	50,000	34,519	0	0	0	0	50,000

Fund Balance Required	Budget+Prop. Inc./Dec.	Available+Prop. Inc./Dec.
Capital Grants - Streets CIP Projects-3160	0	-3,110

207



City of Modesto

Project #: 100968

PW - Upgrade Traffic Signals 2017



City of Modesto: 2018-23 Capital Improvement Program

PW - Upgrade Traffic Signals 2017

100968

Capital Un-sponsored

<i>Cost Center:</i> 59999	<i>Category:</i> Traffic Circulation	<i>Start Date:</i> 2016
<i>Hosting Fund:</i> Capital Grants - Streets CIP Projects-3160	<i>Type Class:</i> Traffic Control Devices	<i>End Date:</i>
<i>Element Listing:</i> Public Safety	<i>Area:</i> Within City	<i>Status:</i> New
<i>Classification:</i> Improvements	<i>Manager:</i> Murphy, Mark G	<i>Const. Code:</i> New or Future

Proj Desc: Upgrade traffic signals at: Tully Rd/9th St, 11th St/Needham, I St/H St, and Paradise Rd/H St.

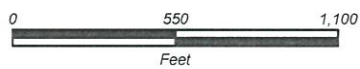
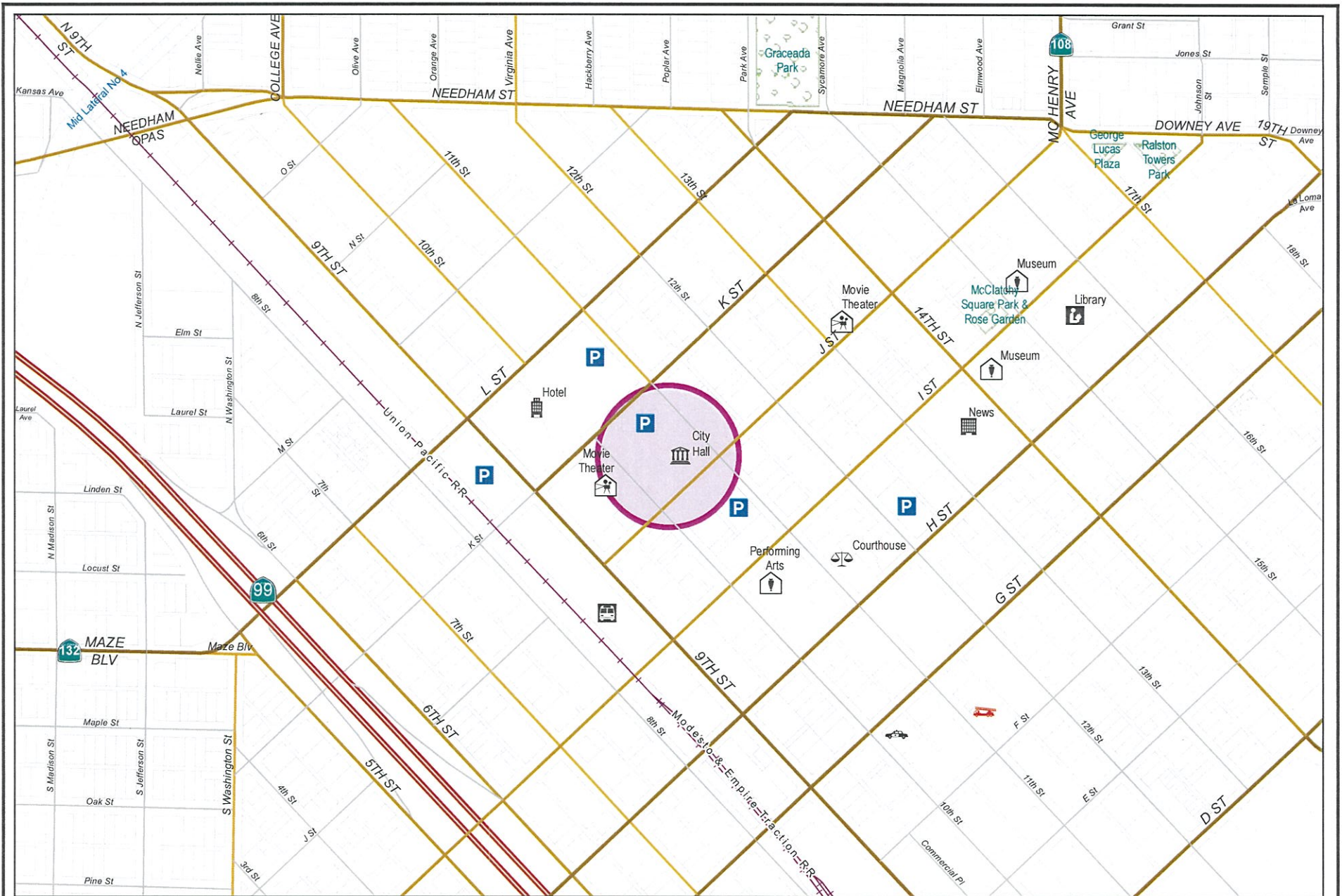
Proj Stat: Under design, 15% complete

Revenues	Budget	Actuals+Commit	Available	Prop. Inc./Dec. for 18-19	Bud + Prop. Incr/Decr	Avail.+ Prop. Incr/Decr	19-20	20-21	21-22	22-23	Total Budgeted up to 2023
42110 Intergov - State - CA Department of Transportation	114,675	10,844	103,831	0	114,675	103,831	0	0	0	0	114,675
Revenue Totals:	114,675	10,844	103,831	0	114,675	103,831	0	0	0	0	114,675

Expenditures	Budget	Actual+Commit	Available	Prop. Inc./Dec. for 18-19	Budget+Prop. Inc./Dec.	Avail.+Prop. Inc./Dec.	19-20	20-21	21-22	22-23	Total Budgeted up to 2023
EDA Eng/Design/Admin	114,675	14,851	99,824	0	114,675	99,824	0	0	0	0	114,675
Expenditure Totals:	114,675	14,851	99,824	0	114,675	99,824	0	0	0	0	114,675

Fund Balance Required	Budget+Prop. Inc./Dec.	Available+Prop. Inc./Dec.
Capital Grants - Streets CIP Projects-3160	0	-4,007

209



City of Modesto

Project #: 100970

PW - Upgrade ATMS Software and Communications



City of Modesto: 2018-23 Capital Improvement Program

PW - Upgrade ATMS Software and Communications

100970

Capital Un-sponsored

<i>Cost Center:</i> 59999	<i>Category:</i> Traffic Circulation	<i>Start Date:</i> 2016
<i>Hosting Fund:</i> Capital Grants - Streets CIP Projects-3160	<i>Type Class:</i> Traffic Control Devices	<i>End Date:</i>
<i>Element Listing:</i> Public Safety	<i>Area:</i> Within City	<i>Status:</i> New
<i>Classification:</i> Improvements	<i>Manager:</i> Murphy, Mark G	<i>Const. Code:</i> New or Future

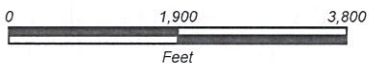
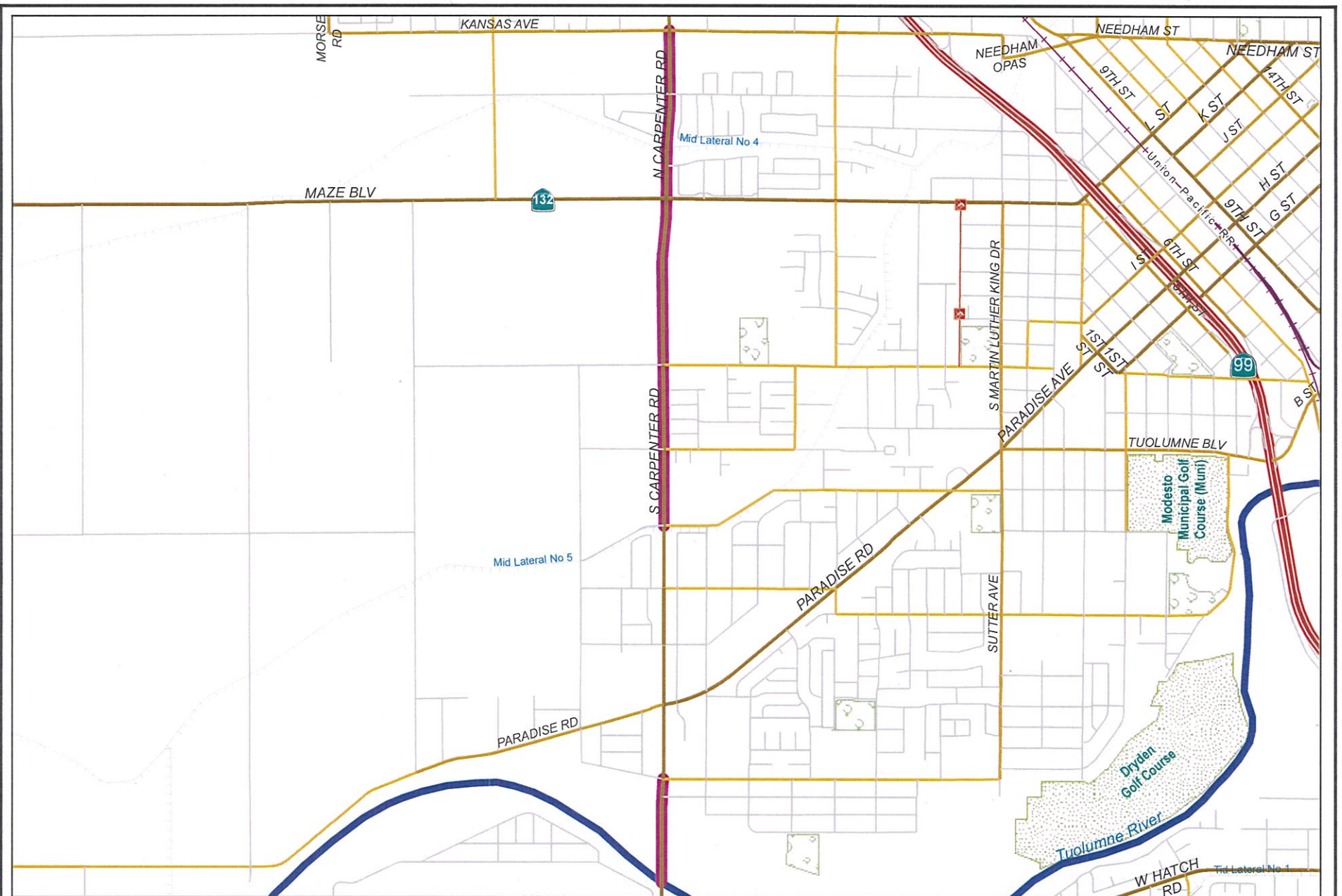
Proj Desc: Upgrade traffic signal controllers software and hardware to 2070s, upgrade ATMS central software

Proj Stat: Project under design, 10% complete

Revenues	Budget	Actuals+Commit	Available	Prop. Inc./Dec. for 18-19	Bud + Prop. Inc./Decr	Avail.+ Prop. Incr/Decr	19-20	20-21	21-22	22-23	Total Budgeted up to 2023
42110 Intergov - State - CA Department of Transportation	140,002	9,173	130,829	0	140,002	130,829	0	0	0	0	140,002
Revenue Totals:	140,002	9,173	130,829	0	140,002	130,829	0	0	0	0	140,002

Expenditures	Budget	Actual+Commit	Available	Prop. Inc./Dec. for 18-19	Budget+Prop. Inc./Dec.	Avail.+Prop. Inc./Dec.	19-20	20-21	21-22	22-23	Total Budgeted up to 2023
EDA Eng/Design/Admin	140,002	13,286	126,716	0	140,002	126,716	0	0	0	0	140,002
Expenditure Totals:	140,002	13,286	126,716	0	140,002	126,716	0	0	0	0	140,002

Fund Balance Required	Budget+Prop. Inc./Dec.	Available+Prop. Inc./Dec.
Capital Grants - Streets CIP Projects-3160	0	-4,113



City of Modesto

Project #: 101036

CED - Carpenter Road Street Improvements



City of Modesto: 2018-23 Capital Improvement Program

CED - Carpenter Road Street Improvements

101036

Capital Un-sponsored

<i>Cost Center:</i> 14999	<i>Category:</i> Traffic Circulation	<i>Start Date:</i> 2017
<i>Hosting Fund:</i> Measure L - Capital Projects-3300	<i>Type Class:</i> Maintenance	<i>End Date:</i>
<i>Element Listing:</i> Comm Svcs & Fac	<i>Area:</i> Within City	<i>Status:</i> Active
<i>Classification:</i> Maintenance	<i>Manager:</i> Collins, Scott	<i>Const. Code:</i> New or Future

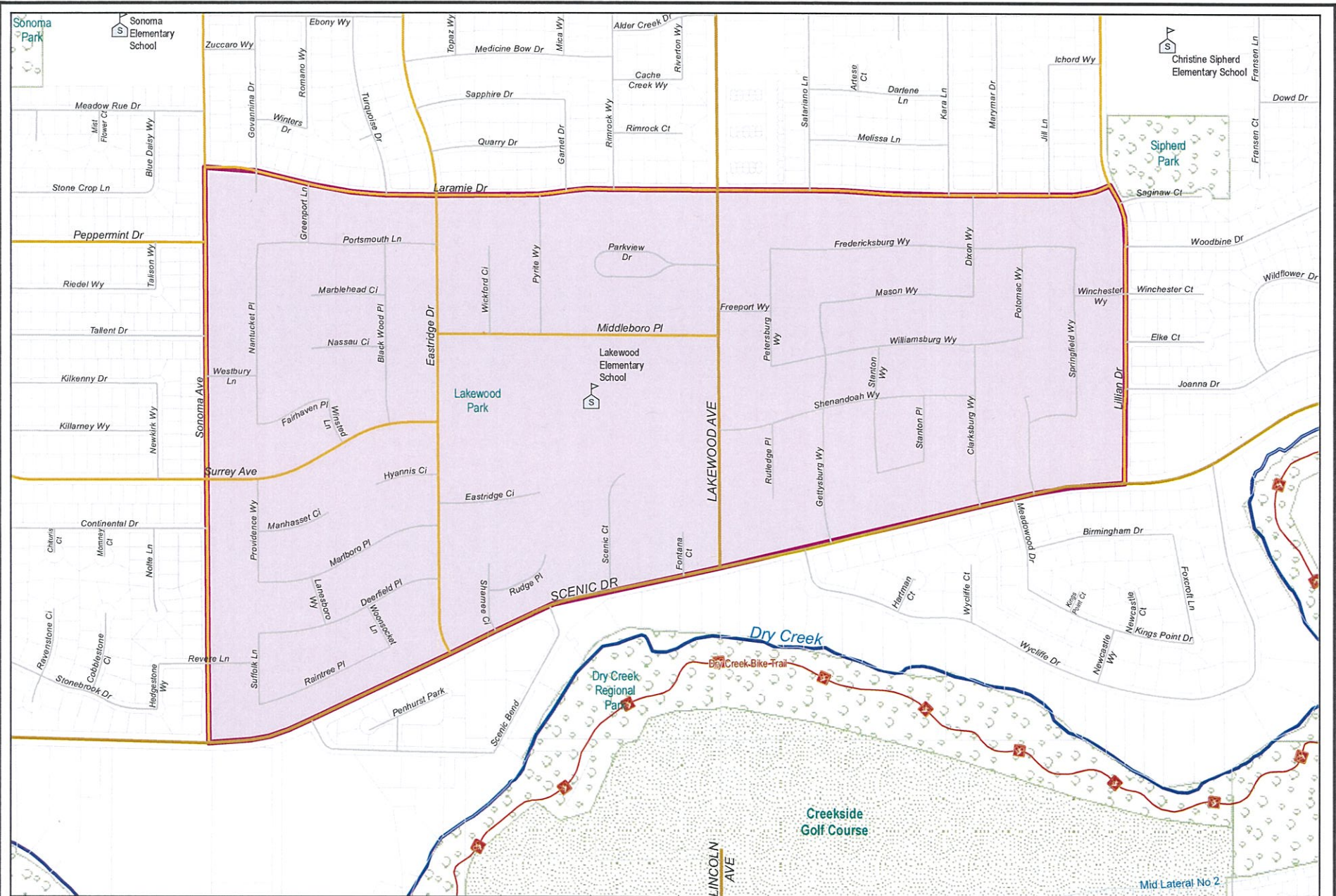
Proj Desc: Pavement rehabilitation project starting at Carpenter Road/Chicago Avenue intersection and proceeding north to approximately Kansas Avenue.

Proj Stat: Under design.

Revenues	Budget	Actuals+Commit	Available	Prop. Inc./Dec. for 18-19	Bud + Prop. Incr/Decr	Avail.+ Prop. Incr/Decr	19-20	20-21	21-22	22-23	Total Budgeted up to 2023
61410 Transfer In from Fund 1410	2,900,000	0	2,900,000	0	2,900,000	2,900,000	0	0	0	0	2,900,000
Revenue Totals:	2,900,000	0	2,900,000	0	2,900,000	2,900,000	0	0	0	0	2,900,000

Expenditures	Budget	Actual+Commit	Available	Prop. Inc./Dec. for 18-19	Budget+Prop. Inc./Dec.	Avail.+Prop. Inc./Dec.	19-20	20-21	21-22	22-23	Total Budgeted up to 2023
CA Construction Admin	320,218	0	320,218	0	320,218	320,218	0	0	0	0	320,218
CC Consultant Charges	228,512	0	228,512	0	228,512	228,512	0	0	0	0	228,512
CCF City Construct Force	10,000	0	10,000	0	10,000	10,000	0	0	0	0	10,000
CON Construction	1,940,711	0	1,940,711	0	1,940,711	1,940,711	0	0	0	0	1,940,711
CTGY-CIP Contingency-CIP	194,071	0	194,071	0	194,071	194,071	0	0	0	0	194,071
EDA Eng/Design/Admin	206,488	20,455	186,033	0	206,488	186,033	0	0	0	0	206,488
Expenditure Totals:	2,900,000	20,455	2,879,545	0	2,900,000	2,879,545	0	0	0	0	2,900,000

Fund Balance Required	Budget+Prop. Inc./Dec.	Available+Prop. Inc./Dec.
Measure L - Capital Projects-3300	0	-20,455



City of Modesto

Project #: 101037

CED - Lakewood Neighborhood Street Improvements



City of Modesto: 2018-23 Capital Improvement Program

CED - Lakewood Neighborhood Street Improvements

101037

Capital Un-sponsored

<i>Cost Center:</i> 14999	<i>Category:</i> Traffic Circulation	<i>Start Date:</i> 2017
<i>Hosting Fund:</i> Measure L - Capital Projects-3300	<i>Type Class:</i> Maintenance	<i>End Date:</i>
<i>Element Listing:</i> Comm Svcs & Fac	<i>Area:</i> Within City	<i>Status:</i> Active
<i>Classification:</i> Maintenance	<i>Manager:</i> Sacuskie, Mike	<i>Const. Code:</i> New or Future

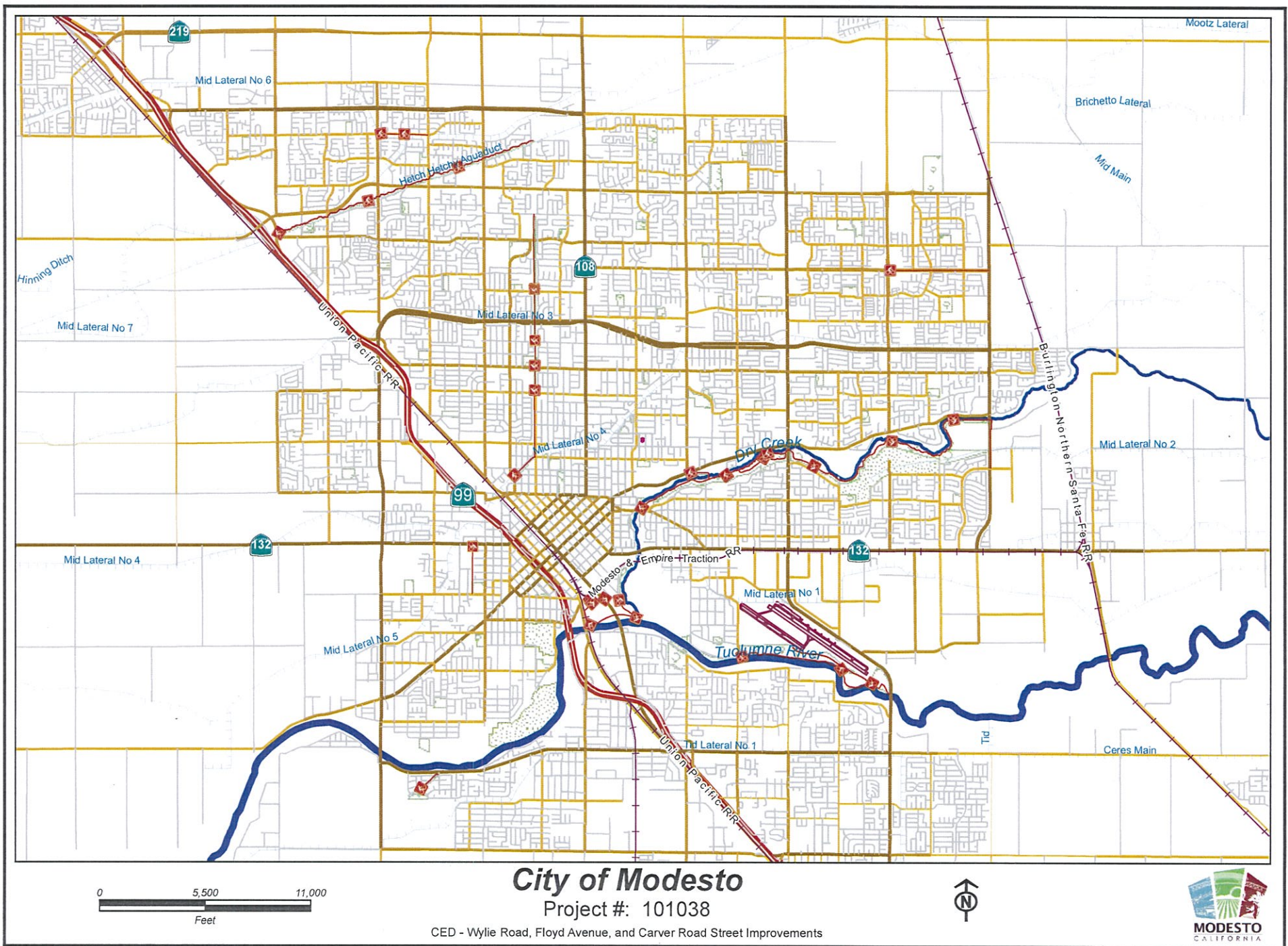
Proj Desc: Project intends to rehabilitate the residential streets in the Lakewood Neighborhood area.

Proj Stat: Project under design. Anticipate construction Summer 2018.

Revenues	Budget	Actuals+Commit	Available	Prop. Inc./Dec. for 18-19	Bud + Prop. Incr/Decr	Avail.+ Prop. Incr/Decr	19-20	20-21	21-22	22-23	Total Budgeted up to 2023
61410 Transfer In from Fund 1410	2,524,758	0	2,524,758	0	2,524,758	2,524,758	0	0	0	0	2,524,758
Revenue Totals:	2,524,758	0	2,524,758	0	2,524,758	2,524,758	0	0	0	0	2,524,758

Expenditures	Budget	Actual+Commit	Available	Prop. Inc./Dec. for 18-19	Budget+Prop. Inc./Dec.	Avail.+Prop. Inc./Dec.	19-20	20-21	21-22	22-23	Total Budgeted up to 2023
CA Construction Admin	222,500	0	222,500	0	222,500	222,500	0	0	0	0	222,500
CON Construction	2,002,258	0	2,002,258	0	2,002,258	2,002,258	0	0	0	0	2,002,258
EDA Eng/Design/Admin	300,000	79,166	220,834	0	300,000	220,834	0	0	0	0	300,000
Expenditure Totals:	2,524,758	79,166	2,445,592	0	2,524,758	2,445,592	0	0	0	0	2,524,758

Fund Balance Required	Budget+Prop. Inc./Dec.	Available+Prop. Inc./Dec.
Measure L - Capital Projects-3300	0	-79,166



City of Modesto

Project #: 101038

CED - Wylie Road, Floyd Avenue, and Carver Road Street Improvements



City of Modesto: 2018-23 Capital Improvement Program

CED - Wylie Road, Floyd Avenue, and Carver Road Street Improvements

101038

Capital Un-sponsored

Cost Center: 14999 *Category:* Traffic Circulation *Start Date:* 2017
Hosting Fund: Measure L - Capital Projects-3300 *Type Class:* Maintenance *End Date:*
Element Listing: Comm Svcs & Fac *Area:* Within City *Status:* Active
Classification: Maintenance *Manager:* Sacuskie, Mike *Const. Code:* New or Future

Proj Desc: Project will provide street maintenance on portion of Wylie Road, Floyd Avenue and Carver Road.

Proj Stat: Project under design. Anticipate construction 2019. Project requires \$1.7 million Measure L Funds for construction.

Revenues	Budget	Actuals+Commit	Available	Prop. Inc./Dec. for 18-19	Bud + Prop. Incr/Decr	Avail.+ Prop. Incr/Decr	19-20	20-21	21-22	22-23	Total Budgeted up to 2023
61410 Transfer In from Fund 1410	300,000	0	300,000	0	300,000	300,000	0	0	0	0	300,000
Revenue Totals:	300,000	0	300,000	0	300,000	300,000	0	0	0	0	300,000

Expenditures	Budget	Actual+Commit	Available	Prop. Inc./Dec. for 18-19	Budget+Prop. Inc./Dec.	Avail.+Prop. Inc./Dec.	19-20	20-21	21-22	22-23	Total Budgeted up to 2023
EDA Eng/Design/Admin	300,000	12,949	287,051	0	300,000	287,051	0	0	0	0	300,000
Expenditure Totals:	300,000	12,949	287,051	0	300,000	287,051	0	0	0	0	300,000

Fund Balance Required	Budget+Prop. Inc./Dec.	Available+Prop. Inc./Dec.
Measure L - Capital Projects-3300	0	-12,949



City of Modesto

Project #: 101040

CED - Orville Wright Elementary - Traffic Flow and Safety Improvements



City of Modesto: 2018-23 Capital Improvement Program

CED - Orville Wright Elementary - Traffic Flow and Safety Improvements

101040

Capital Un-sponsored

<i>Cost Center:</i> 14999	<i>Category:</i> Traffic Circulation	<i>Start Date:</i> 2017
<i>Hosting Fund:</i> Measure L - Capital Projects-3300	<i>Type Class:</i> Maintenance	<i>End Date:</i>
<i>Element Listing:</i> Comm Svcs & Fac	<i>Area:</i> Within City	<i>Status:</i> Active
<i>Classification:</i> Maintenance	<i>Manager:</i> Sacuskie, Mike	<i>Const. Code:</i> New or Future

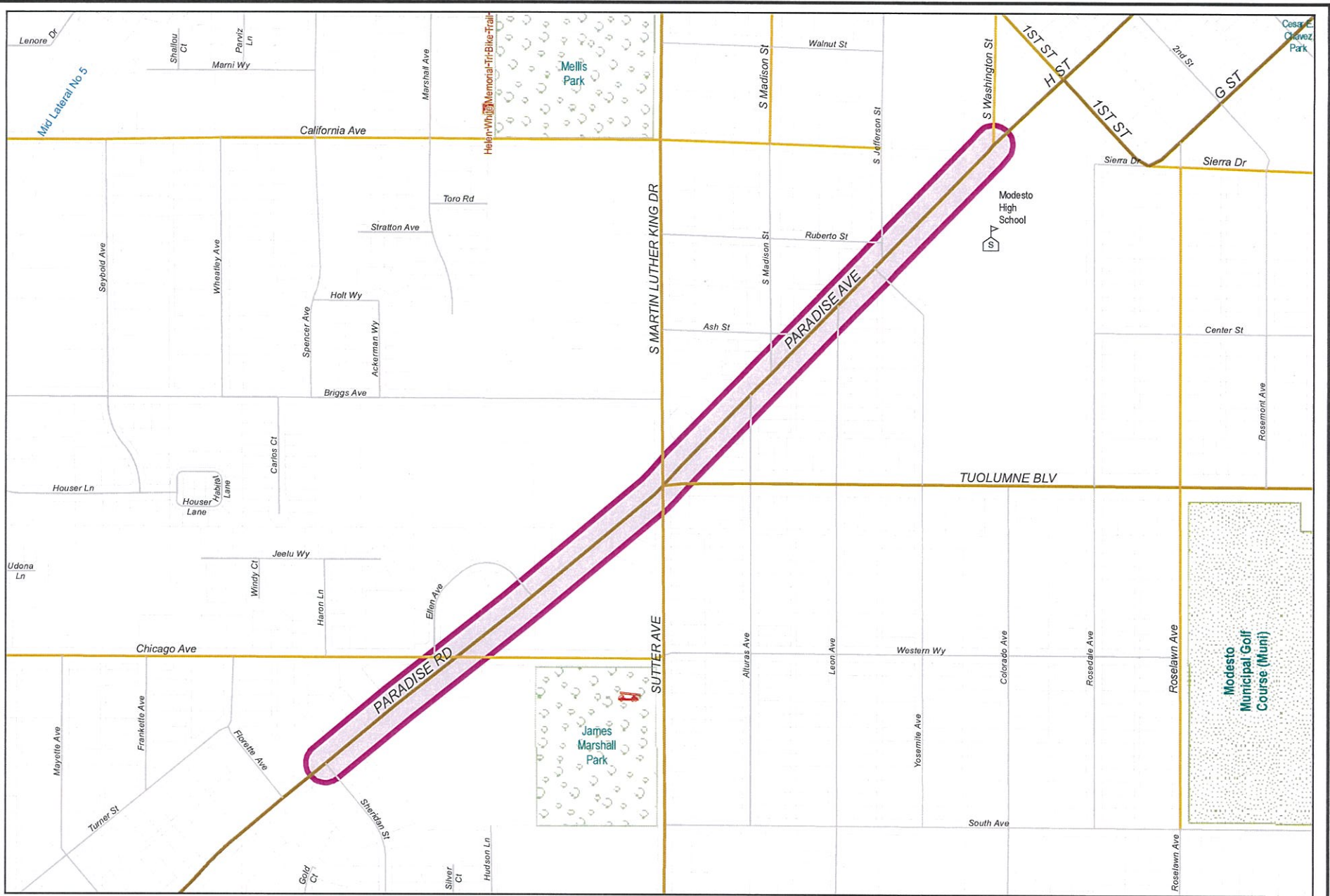
Proj Desc: Project intends to improve pedestrian safety and traffic flow around Orville Wright Elementary School.

Proj Stat: Project is under design.

Revenues	Budget	Actuals+Commit	Available	Prop. Inc./Dec. for 18-19	Bud + Prop. Incr/Decr	Avail.+ Prop. Incr/Decr	19-20	20-21	21-22	22-23	Total Budgeted up to 2023
61410 Transfer In from Fund 1410	320,000	0	320,000	0	320,000	320,000	0	0	0	0	320,000
Revenue Totals:	320,000	0	320,000	0	320,000	320,000	0	0	0	0	320,000

Expenditures	Budget	Actual+Commit	Available	Prop. Inc./Dec. for 18-19	Budget+Prop. Inc./Dec.	Avail.+Prop. Inc./Dec.	19-20	20-21	21-22	22-23	Total Budgeted up to 2023
CA Construction Admin	25,000	0	25,000	0	25,000	25,000	0	0	0	0	25,000
CON Construction	225,000	0	225,000	0	225,000	225,000	0	0	0	0	225,000
EDA Eng/Design/Admin	70,000	383	69,617	0	70,000	69,617	0	0	0	0	70,000
Expenditure Totals:	320,000	383	319,617	0	320,000	319,617	0	0	0	0	320,000

Fund Balance Required	Budget+Prop. Inc./Dec.	Available+Prop. Inc./Dec.
Measure L - Capital Projects-3300	0	-383



City of Modesto

Project #: 101042

CED - Paradise Road Area Pedestrian and Bicycle Safety Improvements



City of Modesto: 2018-23 Capital Improvement Program

CED - Paradise Road Area Pedestrian and Bicycle Safety Improvements

101042

Capital Un-sponsored

Cost Center: 14999 *Category:* Traffic Circulation *Start Date:* 2017
Hosting Fund: Capital Grants - Streets CIP Projects-3160 *Type Class:* Major Street Improvements *End Date:* 2021
Element Listing: Comm Svcs & Fac *Area:* Within City *Status:* Active
Classification: Improvements *Manager:* Soares, Phillip A *Const. Code:* New or Future

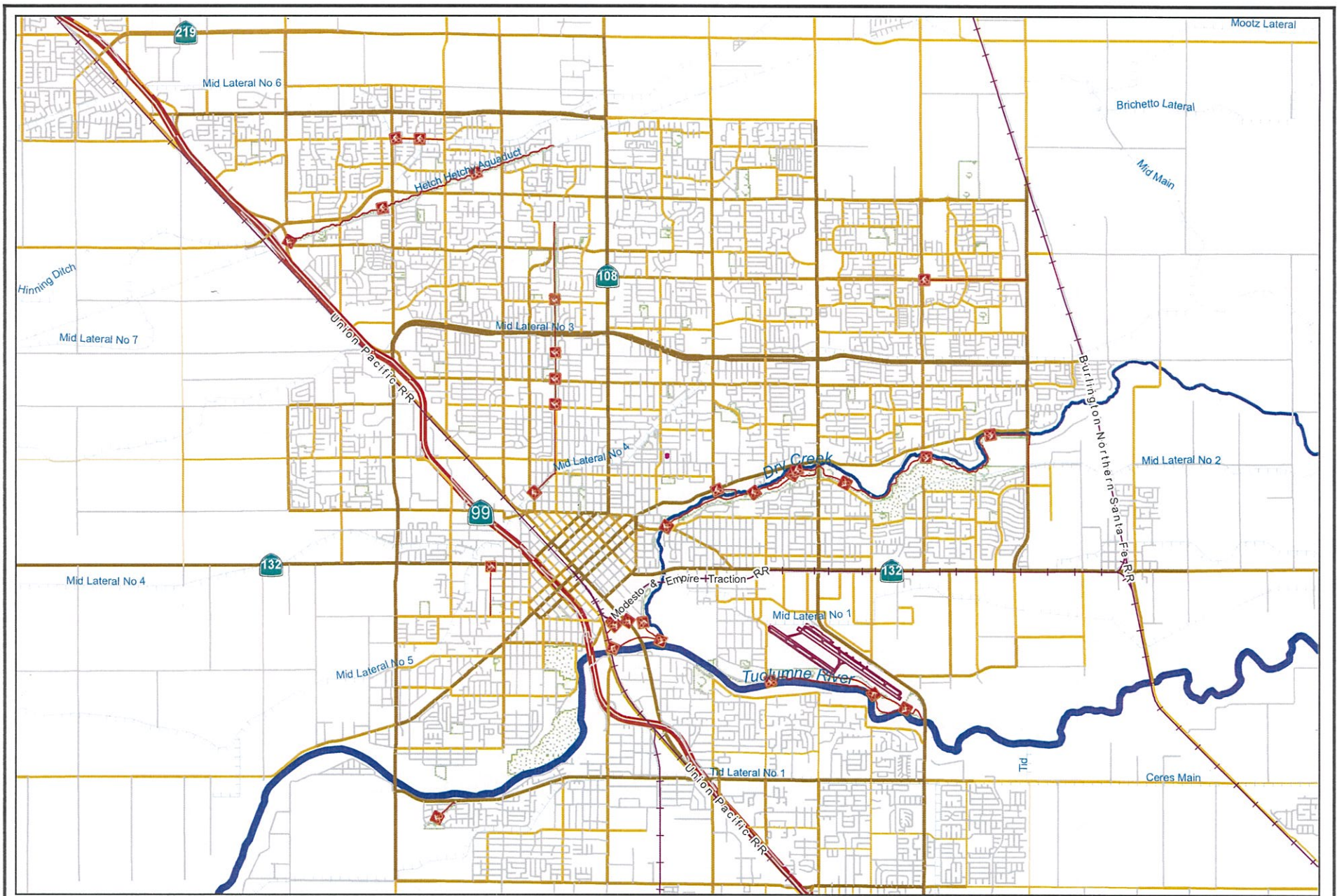
Proj Desc: The proposed work shall include a street right sizing on Paradise Road, installation of sidewalks to fill gaps, installation of Class II bicycle lanes, pedestrian crossing with mid block refuge islands and curb extensions, medians and speed tables for traffic calming and the installation of flashing beacons for pedestrian crossings.

Proj Stat: Transportation/Safety Analysis and Environmental Review is underway.

Revenues	Budget	Actuals+Commit	Available	Prop. Inc./Dec. for 18-19	Bud + Prop. Inc./Decr	Avail.+ Prop. Incr/Decr	19-20	20-21	21-22	22-23	Total Budgeted up to 2023
61410 Transfer In from Fund 1410	25,000	0	25,000	0	25,000	25,000	0	0	0	0	25,000
Revenue Totals:	25,000	0	25,000	0	25,000	25,000	0	0	0	0	25,000

Expenditures	Budget	Actual+Commit	Available	Prop. Inc./Dec. for 18-19	Budget+Prop. Inc./Dec.	Avail.+Prop. Inc./Dec.	19-20	20-21	21-22	22-23	Total Budgeted up to 2023
EDA Eng/Design/Admin	8,000	2,059	5,941	0	8,000	5,941	0	0	0	0	8,000
ENV CIP - Environmental	17,000	610	16,390	0	17,000	16,390	0	0	0	0	17,000
Expenditure Totals:	25,000	2,670	22,330	0	25,000	22,330	0	0	0	0	25,000

Fund Balance Required	Budget+Prop. Inc./Dec.	Available+Prop. Inc./Dec.
Capital Grants - Streets CIP Projects-3160	0	-2,670



City of Modesto

Project #: 101043

PW - Replace 120 of 157 existing obsolete traffic controllers



City of Modesto: 2018-23 Capital Improvement Program

PW - Replace 120 of 157 existing obsolete traffic controllers

101043

Capital Un-sponsored

Cost Center: 59999 *Category:* Traffic Circulation *Start Date:* 2017
Hosting Fund: Measure L - Capital Projects-3300 *Type Class:* Low Cost Traffic Improvements *End Date:* 2018
Element Listing: Comm Growth *Area:* Within City *Status:* New
Classification: Replacement *Manager:* Murphy, Mark G *Const. Code:* New or Future

Proj Desc: Replace 120 of 157 Existing obsolete traffic controllers with modern model 2070 controller to improve citywide traffic flow.

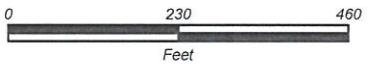
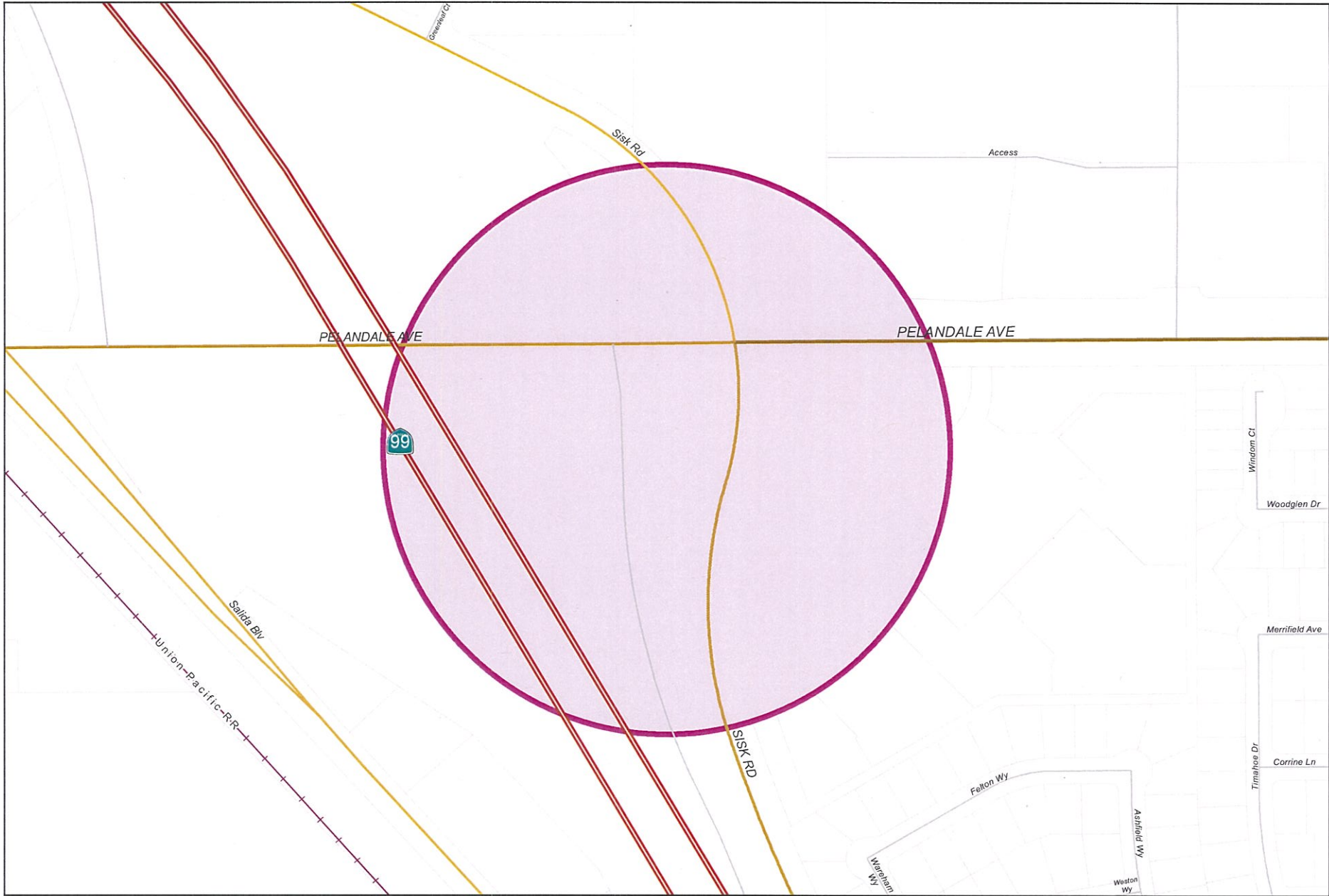
Proj Stat: Award to Council in February 2018

Revenues	Budget	Actuals+Commit	Available	Prop. Inc./Dec. for 18-19	Bud + Prop. Incr/Decr	Avail.+ Prop. Incr/Decr	19-20	20-21	21-22	22-23	Total Budgeted up to 2023
61410 Transfer In from Fund 1410	585,000	0	585,000	0	585,000	585,000	0	0	0	0	585,000
Revenue Totals:	585,000	0	585,000	0	585,000	585,000	0	0	0	0	585,000

Expenditures	Budget	Actual+Commit	Available	Prop. Inc./Dec. for 18-19	Budget+Prop. Inc./Dec.	Avail.+Prop. Inc./Dec.	19-20	20-21	21-22	22-23	Total Budgeted up to 2023
CON Construction	585,000	484,736	100,264	0	585,000	100,264	0	0	0	0	585,000
EDA Eng/Design/Admin	0	363	-363	0	0	-363	0	0	0	0	0
Expenditure Totals:	585,000	485,099	99,901	0	585,000	99,901	0	0	0	0	585,000

Fund Balance Required	Budget+Prop. Inc./Dec.	Available+Prop. Inc./Dec.
Measure L - Capital Projects-3300	0	-485,099

223



City of Modesto

Project #: 101063

CED - Pelandale Avenue Interchange - Phase II



City of Modesto: 2018-23 Capital Improvement Program

CED - Pelandale Avenue Interchange - Phase II

101063

Capital Un-sponsored

<i>Cost Center:</i> 14999	<i>Category:</i> Traffic Circulation	<i>Start Date:</i> 2017
<i>Hosting Fund:</i> Capital Grants - Streets CIP Projects-3160	<i>Type Class:</i> Maintenance	<i>End Date:</i>
<i>Element Listing:</i> Comm Svcs & Fac	<i>Area:</i> Within City	<i>Status:</i> New
<i>Classification:</i> Maint	<i>Manager:</i> Collins, Scott R	<i>Const. Code:</i> New or Future

Proj Desc: This project will complete build out of Sisk Road south of Pelandale Avenue, install new storm drain systems, modify existing Caltrans drainage basin, install new City drainage basin, acquisition of Carl's Jr. property, and install ADA sidewalk/curb ramps.

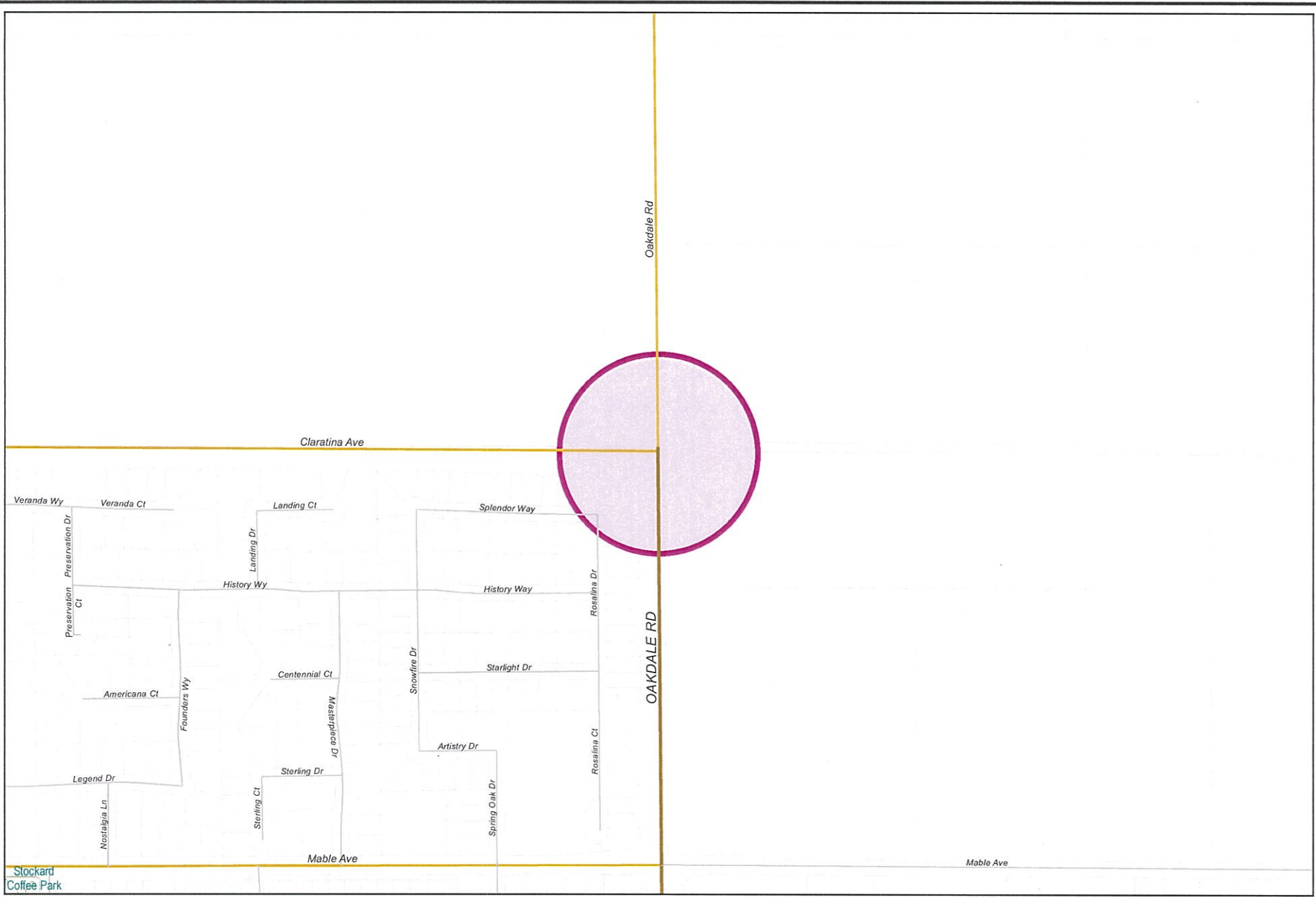
Proj Stat: Under Design

Revenues	Budget	Actuals+Commit	Available	Prop. Inc./Dec. for 18-19	Bud + Prop. Incr/Decr	Avail.+ Prop. Incr/Decr	19-20	20-21	21-22	22-23	Total Budgeted up to 2023
63410 Transfer In from Fund 3410	954,363	0	954,363	0	954,363	954,363	0	0	0	0	954,363
Revenue Totals:	954,363	0	954,363	0	954,363	954,363	0	0	0	0	954,363

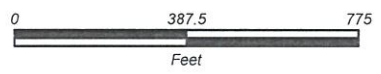
Expenditures	Budget	Actual+Commit	Available	Prop. Inc./Dec. for 18-19	Budget+Prop. Inc./Dec.	Avail.+Prop. Inc./Dec.	19-20	20-21	21-22	22-23	Total Budgeted up to 2023
CC Consultant Charges	197,368	0	197,368	0	197,368	197,368	0	0	0	0	197,368
EDA Eng/Design/Admin	756,995	0	756,995	0	756,995	756,995	0	0	0	0	756,995
Expenditure Totals:	954,363	0	954,363	0	954,363	954,363	0	0	0	0	954,363

Fund Balance Required	Budget+Prop. Inc./Dec.	Available+Prop. Inc./Dec.
Capital Grants - Streets CIP Projects-3160	0	0

225



Stockard
Coffee Park



City of Modesto

Project #: 101066

PW - New Traffic Signal Oakdale at Claratina



City of Modesto: 2018-23 Capital Improvement Program

PW - New Traffic Signal Oakdale at Claratina

101066

Capital Un-sponsored

<i>Cost Center:</i> 59999	<i>Category:</i> Traffic Circulation	<i>Start Date:</i> 2018
<i>Hosting Fund:</i> Capital Grants - Streets CIP Projects-3160	<i>Type Class:</i> Traffic Control Devices	<i>End Date:</i>
<i>Element Listing:</i> Comm Dev	<i>Area:</i> Within City	<i>Status:</i> New
<i>Classification:</i> Improv	<i>Manager:</i> Murphy, Mark G	<i>Const. Code:</i> New or Future

Proj Desc: This project will install a traffic signal at the Oakdale Road and Claratina Avenue intersection.

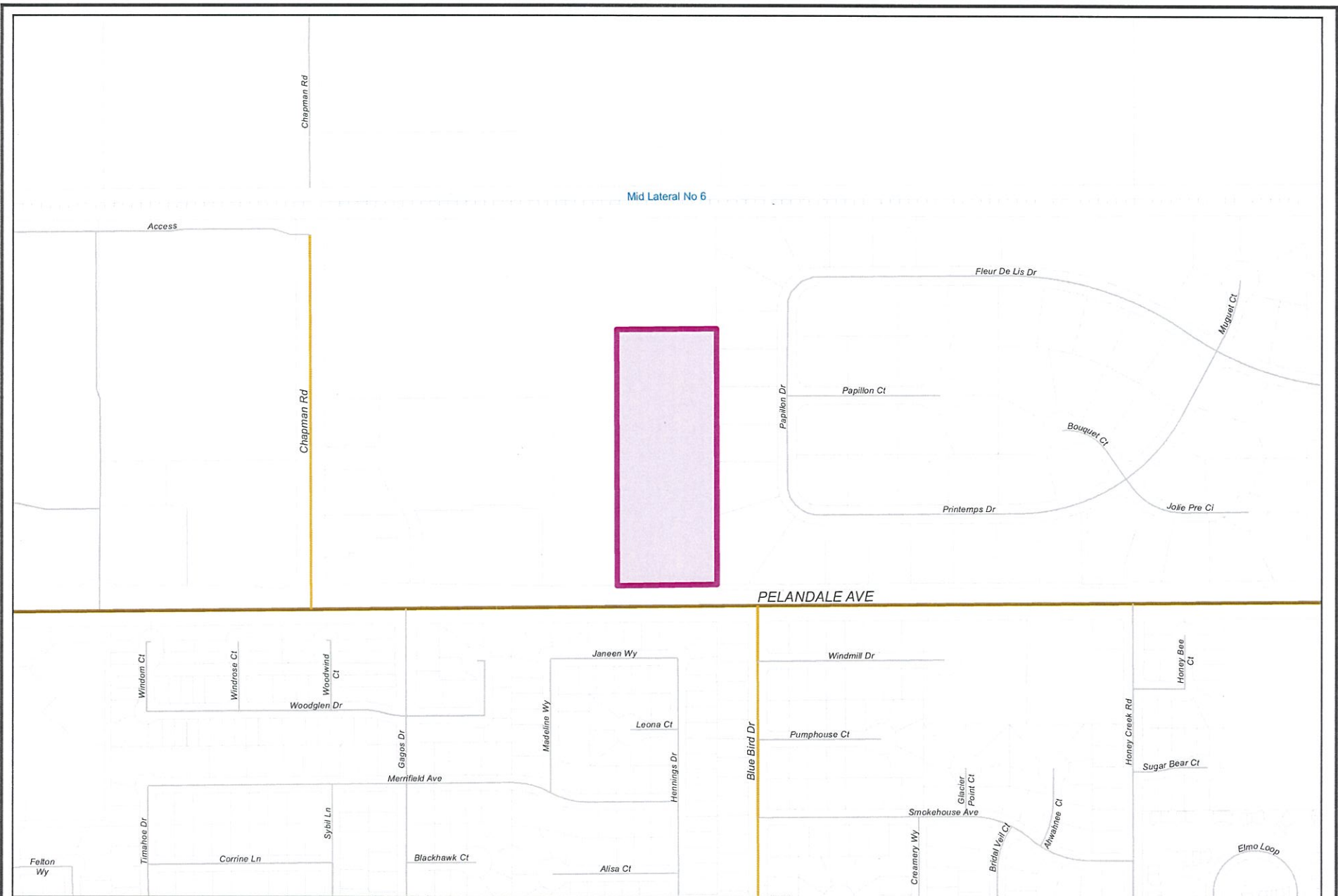
Proj Stat:

Revenues	Budget	Actuals+Commit	Available	Prop. Inc./Dec. for 18-19	Bud + Prop. Incr/Decr	Avail.+ Prop. Incr/Decr	19-20	20-21	21-22	22-23	Total Budgeted up to 2023
42110 Intergov - State - CA Department of Transportation	60,000	0	60,000	0	60,000	60,000	0	0	0	0	60,000
Revenue Totals:	60,000	0	60,000	0	60,000	60,000	0	0	0	0	60,000

Expenditures	Budget	Actual+Commit	Available	Prop. Inc./Dec. for 18-19	Budget+Prop. Inc./Dec.	Avail.+Prop. Inc./Dec.	19-20	20-21	21-22	22-23	Total Budgeted up to 2023
EDA Eng/Design/Admin	60,000	0	60,000	0	60,000	60,000	0	0	0	0	60,000
Expenditure Totals:	60,000	0	60,000	0	60,000	60,000	0	0	0	0	60,000

Fund Balance Required	Budget+Prop. Inc./Dec.	Available+Prop. Inc./Dec.
Capital Grants - Streets CIP Projects-3160	0	0

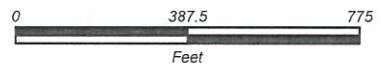
227

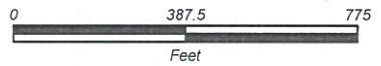
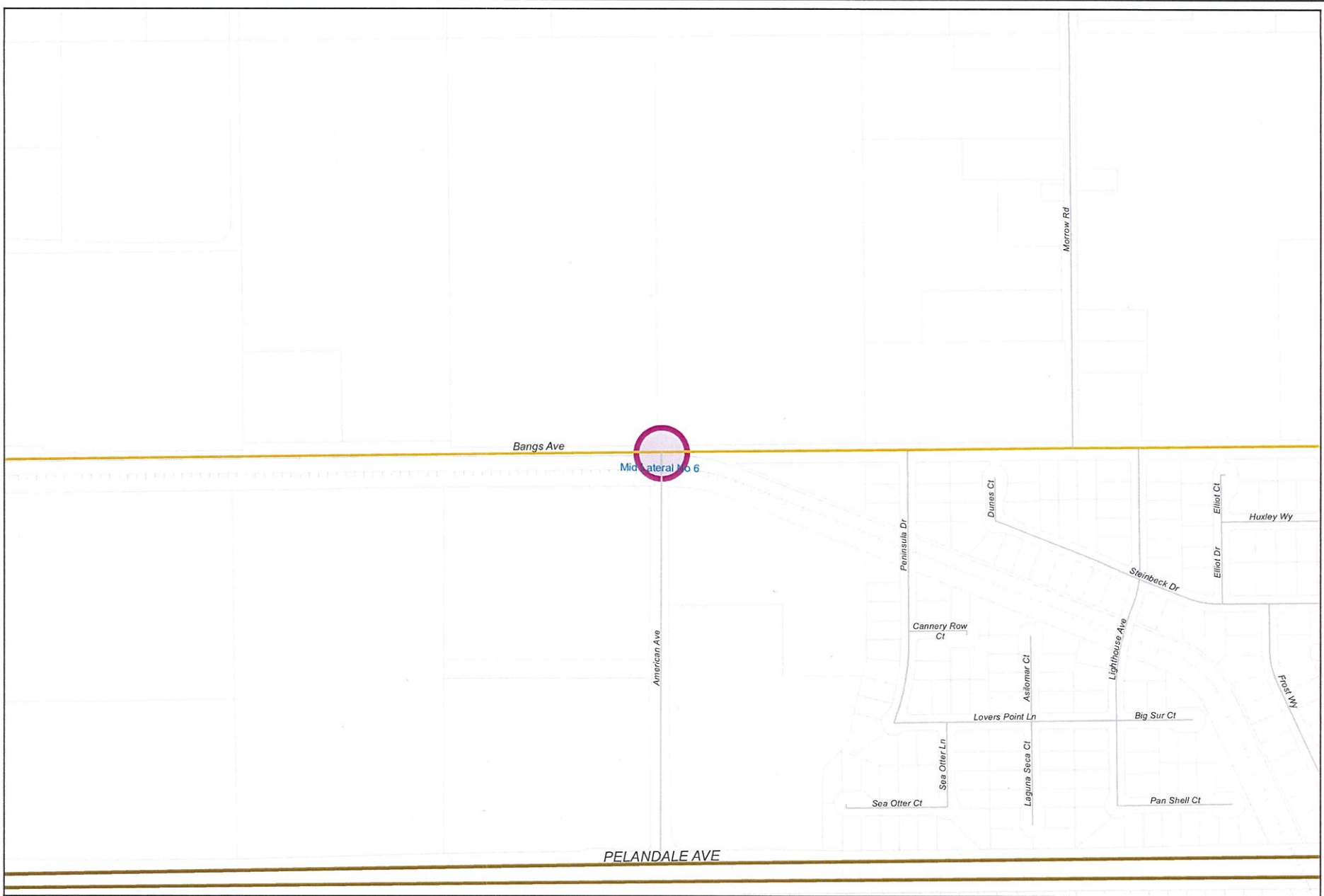


City of Modesto

Project #: 101067

CED - CFF Reimbursement - Valley Children's Center





City of Modesto

Project #: 101072

CED - American Avenue/Bangs Avenue Intersection Improvements - CAP



City of Modesto: 2018-23 Capital Improvement Program

CED - American Avenue/Bangs Avenue Intersection Improvements - CAP

101072

Capital Un-sponsored

Cost Center: 14999 **Category:** CFD Road Improvements **Start Date:** 2017
Hosting Fund: Kiernan Business Park East #2 CFD Fund - Capital **Type Class:** CFD Road Improvements **End Date:**
Element Listing: Comm Growth **Area:** Kiernan Business Park **Status:** Future
Classification: Improv **Manager:** Rocha, Tina **Const. Code:** New or Future

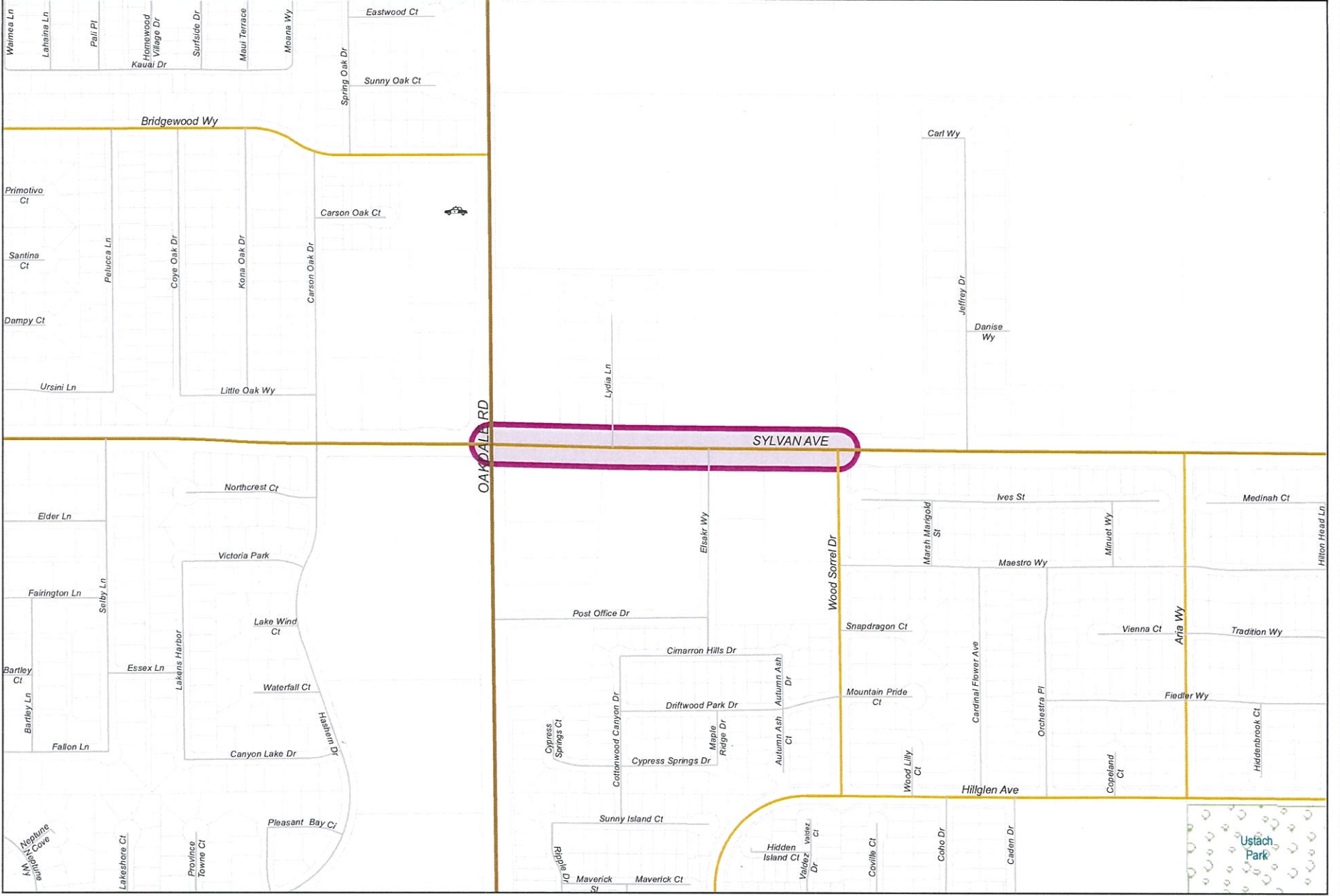
Proj Desc: This project will construct either a signalized intersection or a roundabout at the intersection of American Avenue and Bangs Avenue. Pursuant to the Development Agreement between the City of Modesto and Kaiser Permanente Hospitals (last amended in May 2008), Kaiser is required to construct the American/Bangs intersection prior to occupancy of structures in its Planning Phase B development. In the event the intersection is constructed by a third party, Kaiser is required to contribute or reimburse a negotiated share of the construction costs. In 2007, Kaiser deposited \$1,727,717 with the City as the City's match monies for the Kiernan/Dale intersection project (Project #100459). The balance remaining in Project #100459 (\$316,837) was transferred to Project #100837 and will be applied toward Kaiser's negotiated share of the intersection improvements. The balance of this project will be funded by Kiernan Business Park East, Kiernan Business Park South and, possibly, Kaiser. This Project #101072 will replace Project #100837 previous held in fund 3212.

Proj Stat: Project is currently on hold.

Revenues	Budget	Actuals+Commit	Available	Prop. Inc./Dec. for 18-19	Bud + Prop. Incr/Decr	Avail.+ Prop. Incr/Decr	19-20	20-21	21-22	22-23	Total Budgeted up to 2023
42160 Intergov - State - Kaiser	300,874	300,875	-1	0	300,874	-1	0	0	0	0	300,874
Revenue Totals:	300,874	300,875	-1	0	300,874	-1	0	0	0	0	300,874

Expenditures	Budget	Actual+Commit	Available	Prop. Inc./Dec. for 18-19	Budget+Prop. Inc./Dec.	Avail.+Prop. Inc./Dec.	19-20	20-21	21-22	22-23	Total Budgeted up to 2023
EDA Eng/Design/Admin	300,874	0	300,874	0	300,874	300,874	0	0	0	0	300,874
Expenditure Totals:	300,874	0	300,874	0	300,874	300,874	0	0	0	0	300,874


Fund Balance Required	Budget+Prop. Inc./Dec.	Available+Prop. Inc./Dec.
Kiernan Business Park East #2 CFD Fund - Capital	0	300,875



City of Modesto

Project #: 101074

CED - Sylvan - So. Bet. Oakdale/Wood Sorrell - CAP



City of Modesto: 2018-23 Capital Improvement Program

CED - Sylvan - So. Bet. Oakdale/Wood Sorrell - CAP

101074

Cost Center: 14999 **Category:** CFD Road Improvements **Start Date:** 2017
Hosting Fund: Village One #2 CFD Fund - Capital **Type Class:** CFD Road Improvements **End Date:**
Element Listing: Comm Svcs & Fac **Area:** Village One **Status:** Active
Classification: Improv **Manager:** Dion, Victoria Michelle **Const. Code:** Not Awarded

Proj Desc: This project provides funding to construct full road improvements along the south side of Sylvan Ave. between Oakdale Rd. and Wood Sorrell. Eliminate the bottleneck on the south side of Sylvan Ave. just east of Bob's Way. A portion of this project was constructed by a developer. Developer will be reimbursed per the terms of the Acquisition and Shortfall agreement with the CFD. Remainder of project includes right-of-way acquisition, utility, utility relocation, and road widening just west of Wood Sorrell. This project is funded with Village One #2 one-time tax money. This project was previously 100093 held in fund 3290.

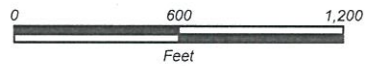
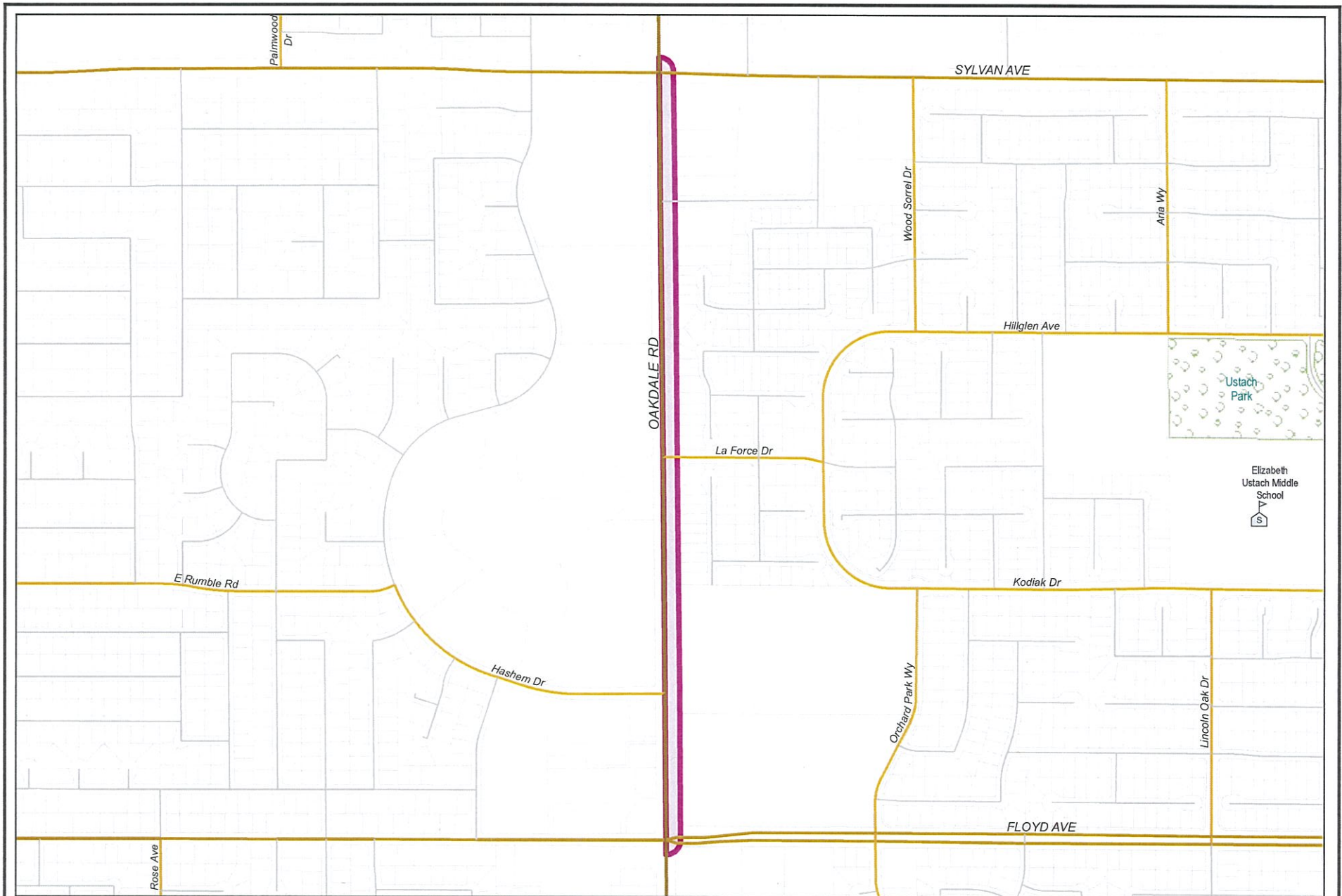
Proj Stat: Portion of project is complete.

Revenues	Budget	Actuals+Commit	Available	Prop. Inc./Dec. for 18-19	Bud + Prop. Incr/Decr	Avail.+ Prop. Incr/Decr	19-20	20-21	21-22	22-23	Total Budgeted up to 2023
47052 Special Assessments - CFD One-Time Capital Tax	145,700	0	145,700	0	145,700	145,700	0	0	0	0	145,700
Revenue Totals:	145,700	0	145,700	0	145,700	145,700	0	0	0	0	145,700

Expenditures	Budget	Actual+Commit	Available	Prop. Inc./Dec. for 18-19	Budget+Prop. Inc./Dec.	Avail.+Prop. Inc./Dec.	19-20	20-21	21-22	22-23	Total Budgeted up to 2023
CA Construction Admin	50,000	18,496	31,504	224,961	274,961	256,465	0	0	0	0	274,961
CON Construction	409,700	109,700	300,000	1,254,335	1,664,035	1,554,335	0	0	0	0	1,664,035
CTGY Constingency - CIP	45,000	0	45,000	110,434	155,434	155,434	0	0	0	0	155,434
EDA Eng/Design/Admin	76,000	404	75,596	125,270	201,270	200,866	0	0	0	0	201,270
ENV CIP - Environmental	0	0	0	35,000	35,000	35,000	0	0	0	0	35,000
LA Land Acquisition	30,000	0	30,000	495,000	525,000	525,000	0	0	0	0	525,000
UE Utility Relocation	0	0	0	225,000	225,000	225,000	0	0	0	0	225,000
Expenditure Totals:	610,700	128,600	482,100	2,470,000	3,080,700	2,952,100	0	0	0	0	3,080,700

Fund Balance Required	Budget+Prop. Inc./Dec.	Available+Prop. Inc./Dec.
Village One #2 CFD Fund - Capital	2,935,000	2,806,400

233



City of Modesto

Project #: 101075

CED - Oakdale Road from Floyd to Sylvan - CAP



City of Modesto: 2018-23 Capital Improvement Program

CED - Oakdale Road from Floyd to Sylvan - CAP

101075

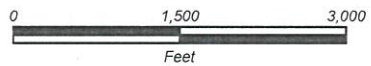
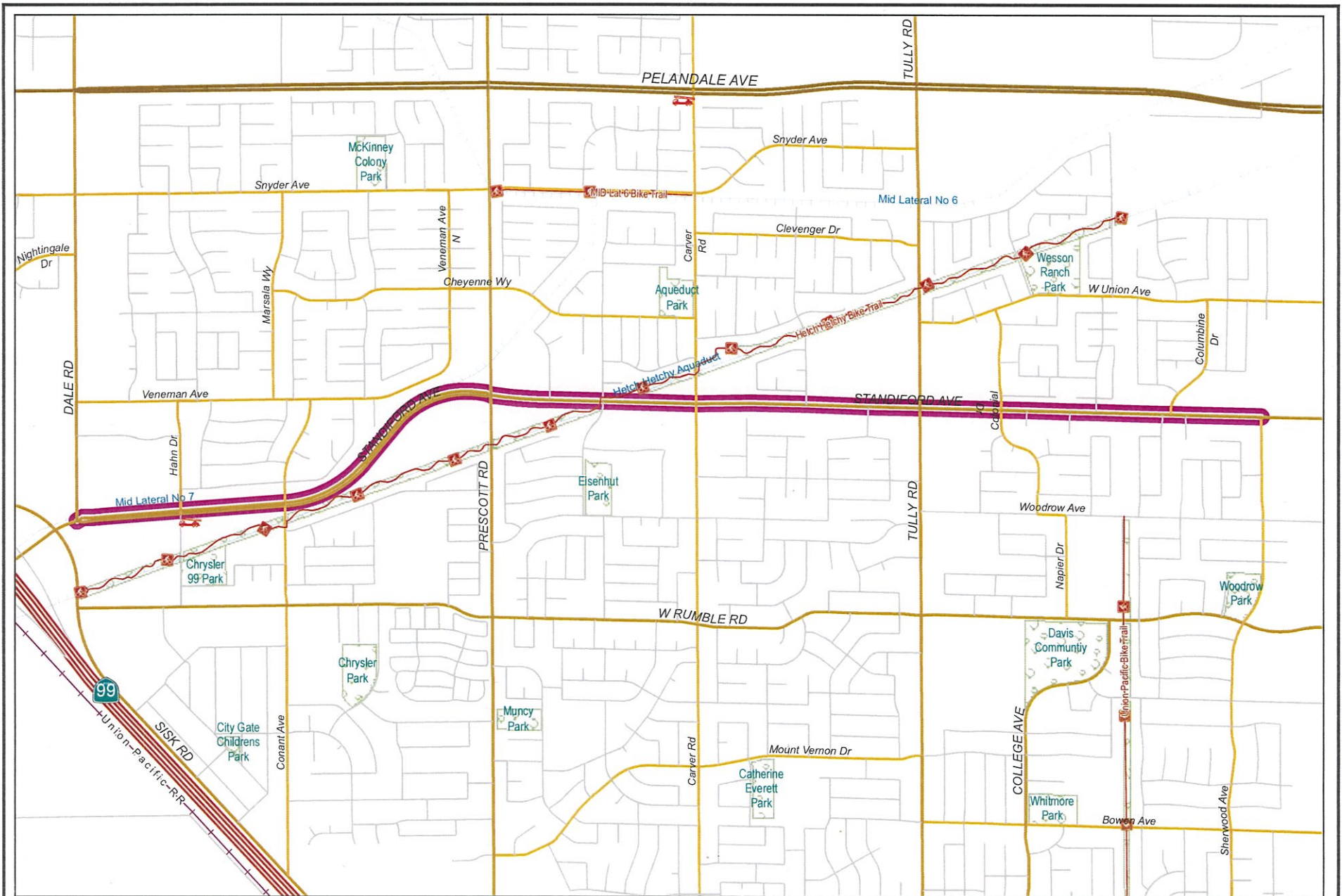
Cost Center: *Category:* CFD Road Improvements *Start Date:* 2017
Hosting Fund: Village One #2 CFD Fund - Capital *Type Class:* CFD Road Improvements *End Date:*
Element Listing: Comm Svcs & Fac *Area:* Village One *Status:* Active
Classification: Improv *Manager:* Sacuskie, Mike *Const. Code:* Not Awarded

Proj Desc: This project will provide funding to construct full road improvements along the east side of Oakdale Road from Floyd Ave. to Sylvan Ave. including the installation of a landscaped median. A portion of this project was constructed by a developer. The developer was reimbursed per the terms set forth in the Acquisition and Shortfall Agreement with the CFD. This project was previously project 100098 held in fund 3290.

Proj Stat: Survey work has been completed. Design parameters remain in question. Right-of-way acquisition and utility relocation are required.

Expenditures	Budget	Actual+Commit	Available	Prop. Inc./Dec. for 18-19	Budget+Prop. Inc./Dec.	Avail.+Prop. Inc./Dec.	19-20	20-21	21-22	22-23	Total Budgeted up to 2023
CA Construction Admin	91,110	25,218	65,892	313,608	404,718	379,500	0	0	0	0	404,718
CON Construction	879,000	337,819	541,181	1,758,819	2,637,819	2,300,000	0	0	0	0	2,637,819
CTGY Constingency - CIP	68,110	0	68,110	161,890	230,000	230,000	0	0	0	0	230,000
DR Develop Reimburse	2,635,322	0	2,635,322	0	2,635,322	2,635,322	0	0	0	0	2,635,322
EDA Eng/Design/Admin	182,000	138,276	43,724	256,381	438,381	300,105	0	0	0	0	438,381
ENV CIP - Environmental	0	0	0	50,000	50,000	50,000	0	0	0	0	50,000
LA Land Acquisition	509,780	76,131	433,649	971,350	1,461,130	1,404,999	0	0	0	0	1,461,130
UE Utility Relocation	0	0	0	20,000	20,000	20,000	0	0	0	0	20,000
Expenditure Totals:	4,365,322	577,445	3,787,877	3,532,048	7,897,370	7,319,925	0	0	0	0	7,897,370

Fund Balance Required	Budget+Prop. Inc./Dec.	Available+Prop. Inc./Dec.
Village One #2 CFD Fund - Capital	7,897,370	7,319,925



City of Modesto

Project #: 101088

CED - Standiford Avenue Pavement Rehabilitation



City of Modesto: 2018-23 Capital Improvement Program

CED - Standiford Avenue Pavement Rehabilitation

101088

Capital Un-sponsored

<i>Cost Center:</i> 14999	<i>Category:</i> Traffic Circulation	<i>Start Date:</i> 2018
<i>Hosting Fund:</i> Measure L - Capital Projects-3300	<i>Type Class:</i> Maintenance	<i>End Date:</i>
<i>Element Listing:</i> Comm Svcs & Fac	<i>Area:</i> Within City	<i>Status:</i> New
<i>Classification:</i> Maint	<i>Manager:</i> Soares, Phillip	<i>Const. Code:</i> New or Future

Proj Desc: This project will provide pavement rehabilitation from Standiford Avenue between Dale Road and Sherwood Avenue

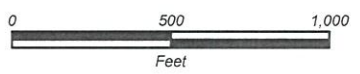
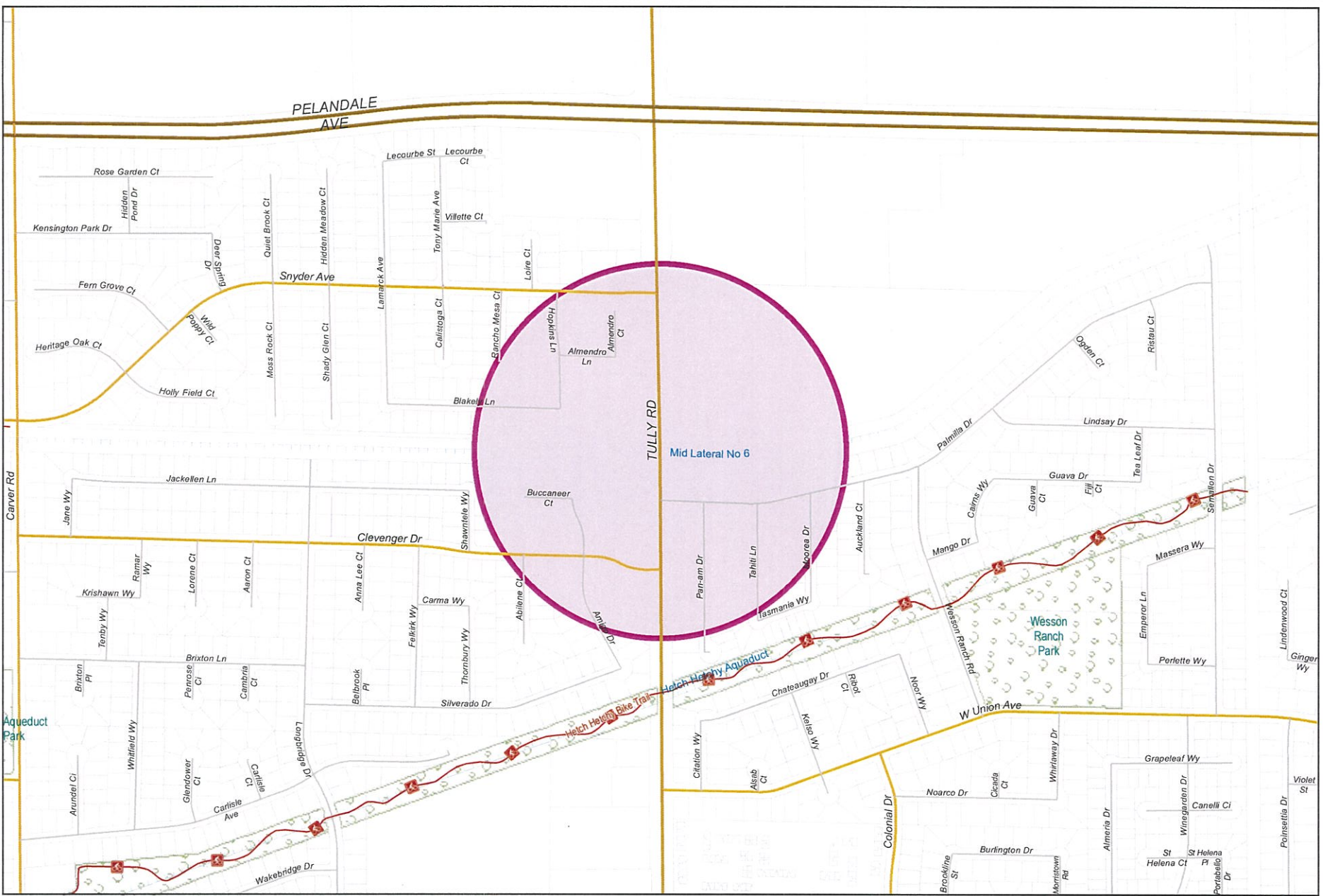
Proj Stat: Project was recently approved by Council on March 13, 2018 per resolution 2018-124

Revenues	Budget	Actuals+Commit	Available	Prop. Inc./Dec. for 18-19	Bud + Prop. Incr/Decr	Avail.+ Prop. Incr/Decr	19-20	20-21	21-22	22-23	Total Budgeted up to 2023
61410 Transfer In from Fund 1410	3,205,920	0	3,205,920	0	3,205,920	3,205,920	0	0	0	0	3,205,920
Revenue Totals:	3,205,920	0	3,205,920	0	3,205,920	3,205,920	0	0	0	0	3,205,920

Expenditures	Budget	Actual+Commit	Available	Prop. Inc./Dec. for 18-19	Budget+Prop. Inc./Dec.	Avail.+Prop. Inc./Dec.	19-20	20-21	21-22	22-23	Total Budgeted up to 2023
CA Construction Admin	252,620	0	252,620	0	252,620	252,620	0	0	0	0	252,620
CON Construction	2,728,300	0	2,728,300	0	2,728,300	2,728,300	0	0	0	0	2,728,300
EDA Eng/Design/Admin	225,000	0	225,000	0	225,000	225,000	0	0	0	0	225,000
Expenditure Totals:	3,205,920	0	3,205,920	0	3,205,920	3,205,920	0	0	0	0	3,205,920

Fund Balance Required	Budget+Prop. Inc./Dec.	Available+Prop. Inc./Dec.
Measure L - Capital Projects-3300	0	0

237



City of Modesto

Project #: 101089

CED - Tully Road Safety Improvement Project



City of Modesto: 2018-23 Capital Improvement Program

CED - Tully Road Safety Improvement Project

101089

Capital Un-sponsored

Cost Center: 14999 *Category:* Traffic Circulation *Start Date:* 2018
Hosting Fund: Measure L - Capital Projects-3300 *Type Class:* Maintenance *End Date:*
Element Listing: Comm Svcs & Fac *Area:* Within City *Status:* New
Classification: Improv *Manager:* Soares, Phillip *Const. Code:* New or Future

Proj Desc: This project will provide a safe method for pedestrians and bicyclist to cross Tully Road located approximately 1,520 feet south of the intersection of Pelandale Avenue

Proj Stat: Project was recently approved by Council on March 13, 2018 per resolution 2018-124

Revenues	Budget	Actuals+Commit	Available	Prop. Inc./Dec. for 18-19	Bud + Prop. Incr/Decr	Avail.+ Prop. Incr/Decr	19-20	20-21	21-22	22-23	Total Budgeted up to 2023
61410 Transfer In from Fund 1410	411,183	0	411,183	0	411,183	411,183	0	0	0	0	411,183
Revenue Totals:	411,183	0	411,183	0	411,183	411,183	0	0	0	0	411,183

Expenditures	Budget	Actual+Commit	Available	Prop. Inc./Dec. for 18-19	Budget+Prop. Inc./Dec.	Avail.+Prop. Inc./Dec.	19-20	20-21	21-22	22-23	Total Budgeted up to 2023
CA Construction Admin	34,543	0	34,543	0	34,543	34,543	0	0	0	0	34,543
CON Construction	316,640	0	316,640	0	316,640	316,640	0	0	0	0	316,640
EDA Eng/Design/Admin	60,000	0	60,000	0	60,000	60,000	0	0	0	0	60,000
Expenditure Totals:	411,183	0	411,183	0	411,183	411,183	0	0	0	0	411,183

Fund Balance Required	Budget+Prop. Inc./Dec.	Available+Prop. Inc./Dec.
Measure L - Capital Projects-3300	0	0

239

THIS PAGE LEFT BLANK
INTENTIONALLY

TRANSIT

SYSTEM OVERVIEW

The City transit system provides a variety of services, including fixed-route, commuter and demand response transportation. The transit system also provides connections to the Stanislaus Regional Transit (StaRT), Ceres Area Transit (CAT), Amtrak, Greyhound buses and taxicabs.

MAX

The City operates fixed-route public transit under the name Modesto Area Express (MAX). Scheduled service is provided between approximately 5:45 a.m. and 9:30 p.m. on weekdays, between 7:15 a.m. and 9:00 p.m. on Saturdays, and between 8:45 a.m. and 8:15 p.m. on Sundays. MAX also operates round trips weekdays to the Dublin BART station and to the Lathrop ACE train station.

The City currently operates 46 buses during peak periods while maintaining a fleet of 57 buses. Each year, MAX carries approximately 2.7 million passengers, travels 1.85 million miles and operates about 153,000 vehicle service hours.

The City owns the MAX buses and stores and maintains them at the City's bus facility. A private contractor provides bus drivers, dispatchers, supervisors, customer service and management.

Capital needs for the bus system are met through a combination of sources, including the Federal Transit Administration (FTA), the CA Transportation Development Act (TDA) which includes Local Transportation Fund (LTF) and State Transit Assistance (STA), other California transit funds and passenger fares.



Dial-A-Ride

The City also operates a demand response system known as Modesto Area Dial-A-Ride (DAR). DAR operates every day of the year. On weekdays, it operates from 4:45 a.m. to 11:00 p.m., Saturdays from 7:15 a.m. to 9:00 p.m., and on Sundays from 8:45 a.m. to 8:15 p.m. Dial-A-Ride service is restricted to persons with disabilities and senior citizens. Approximately 110,000 passengers per year take advantage of this transport system. Funding sources are the same as MAX transit.



Modesto Transportation Center

The Transportation Center, located in downtown Modesto, occupies the property between I Street, K Street, 9th Street, and the Union Pacific Railroad (UPRR) tracks. The Center functions as the downtown transfer terminal for the MAX system. The facility also serves Stanislaus Regional Transit, Modesto Area Dial-A-Ride, Greyhound buses and taxicabs.



Amtrak

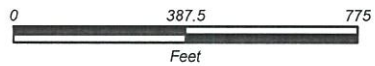
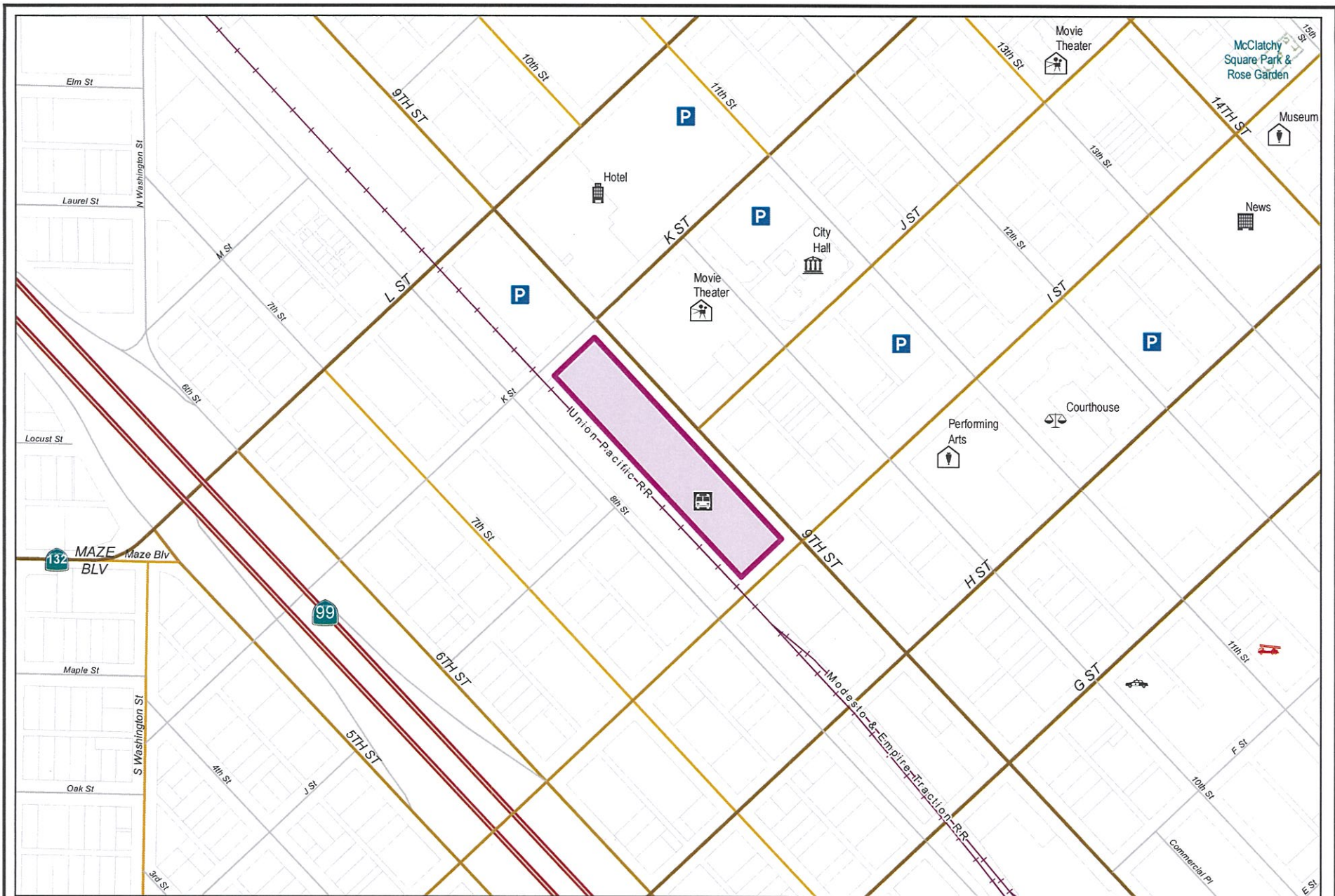
The Modesto Amtrak Station is located at East Briggsmore and Held Drive. The facility serves Amtrak San Joaquin trains and MAX buses. About 100,000 passengers get on or off Amtrak trains at this station each year.

MAJOR ACCOMPLISHMENTS IN FY17/18

- Staff began work on a facilities improvement plan for the Transportation Center and Amtrak station
- Family Cycling Festival in May 2018.
- Installed new fareboxes to replace aging units in existing buses and to match the new model fareboxes installed in newly purchased buses. The new units enabled the City to offer customers more convenient ways to pay their fares and provide better revenue monitoring tools than the older units they replaced.
- Updated the automated vehicle location system that now allows ADA compliant automated bus stop announcements to be made and real time bus arrival times to be available to customers via the myStop app
- Improved the MAX routes to keep routes on-time and improve the ease of understanding
- Implemented a new marketing program to promote public transportation, and improve the image of MAX in Modesto. This marketing program has given MAX a new look to all printed material, a new website, and social media channels.

HIGHLIGHTS FOR FY18/19

- A replacement motor coach is anticipated to be purchased for use on the BART Commuter Express route
- Upgrade bus stops with passenger shelters
- Electric buses are expected to be purchased along with the charging infrastructure
- Expand the Amtrak parking lot
- Improve the Bus Maintenance Facility with several different upgrade projects
- Upgrade the Transit Center to improve the facility for all customers, and eventually ACE
- Complete the shade structure at the Bus Maintenance Facility to provide a more comfortable work environment and reduce utility costs
- Complete the expansion of the Bus Maintenance Facility to include a bigger parts storage room
- Implement route expansion with the new SB1 funding



City of Modesto

Project #: 100449

PW - Bus Repowering and Rehabilitation



City of Modesto: 2018-23 Capital Improvement Program

PW - Bus Repowering and Rehabilitation

100449

Capital Un-sponsored

Cost Center: 59999 **Category:** Transit **Start Date:** 2008
Hosting Fund: Bus Fixed Route Fund-4510 **Type Class:** Transit **End Date:** 2018
Element Listing: Comm Svcs & Fac **Area:** System Wide **Status:** Active
Classification: Replacement **Manager:** Barth, Adam M **Const. Code:**

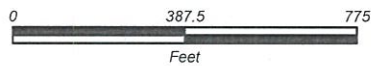
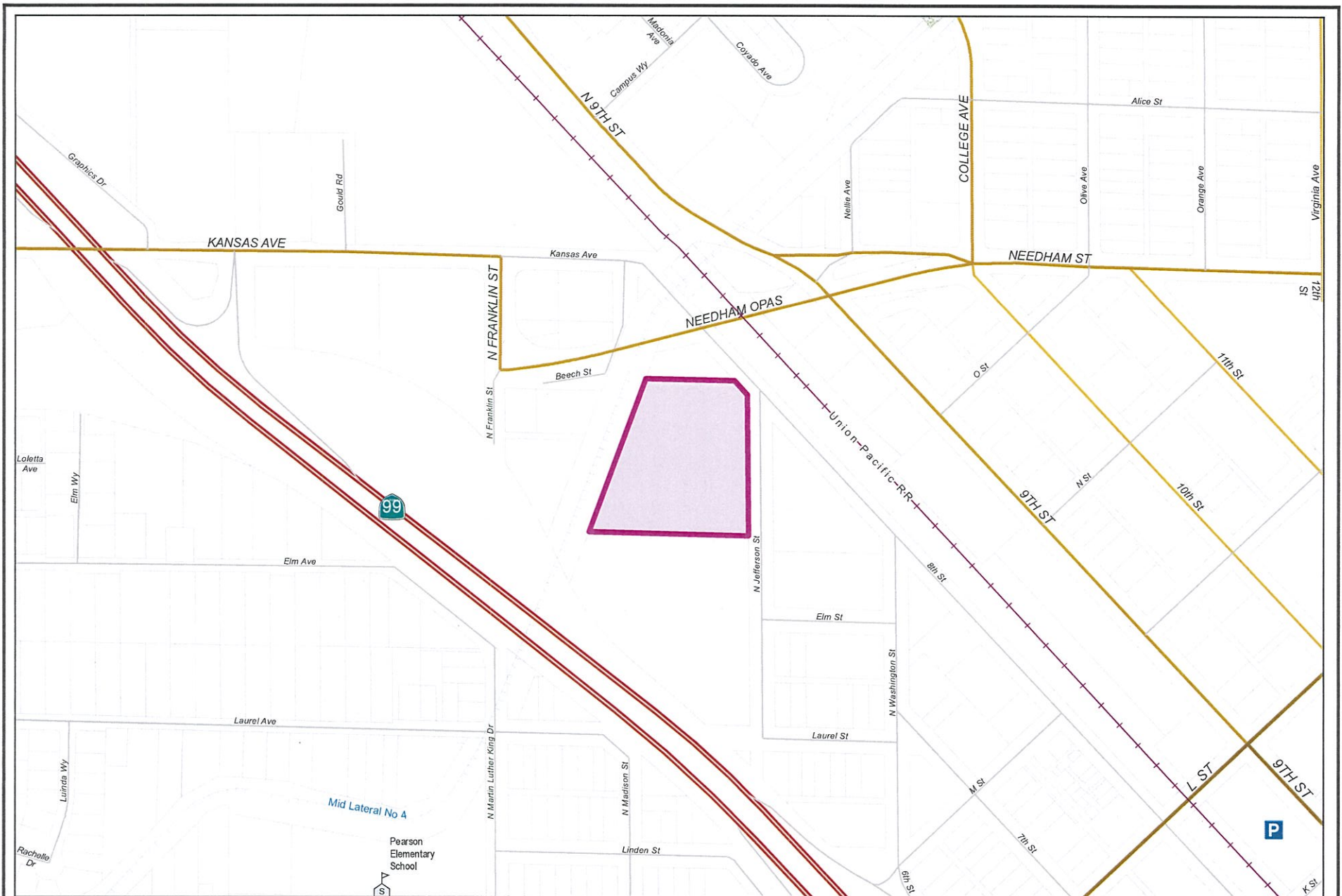
Proj Desc: The scope of this project has been changed from the purchase of six (6) new buses to: 1) the replacement of all radios in the existing transit fleet. Replacement of existing radios with new narrow-band radios is required by the FCC. (2) The repowering of fourteen (14) 2003 model year transit buses. Repowering of the 2003 buses with new diesel engines is considered to be the most cost-effective manner in which to resolve the engine problems that have plagued the 2003 buses and significantly reduced their reliability. (3) The refurbishment of thirteen (13) 1998 model year transit buses. Refurbishing the 1998 buses is a cost effective way to extend their useful life beyond the standard 12-year lifespan and provide a like-new feel and appearance for customers. Staff has determined that with the limited amount of funding available for such purposes, the most cost-effective way to ensure that buses are consistently available to operate in service, minimize breakdowns during operation and reduce maintenance expenses, is to repower the 2003 buses.

Since this project was initiated, the 1998 buses were replaced. The funds budgeted to refurbish them will be used to refurbish the 2003 buses instead. This is cost effective since they now have new engines. Fourteen (14) transit buses will receive updated exterior paint to match the current paint scheme, body and understructure inspection, engine confinement of fumes and excess noise, updated driver compartments, new passenger seat inserts, update the AVL and farebox technology, lighting, updates and mechanical updates.

Proj Stat: Radio replacements, bus repowering complete. Refurbishment is underway. Estimated time for completion is late 2017.

Revenues	Budget	Actuals+Commit	Available	Prop. Inc./Dec. for 18-19	Bud + Prop. Incr/Decr	Avail.+ Prop. Incr/Decr	19-20	20-21	21-22	22-23	Total Budgeted up to 2023
42013 Intergov - Federal - Federal Transit Administration	1,186,458	1,186,457	1	0	1,186,458	1	0	0	0	0	1,186,458
42014 Intergov - Federal - Federal Transit Administration - Capital-related	1,276,499	1,276,499	0	0	1,276,499	0	0	0	0	0	1,276,499
42108 Intergov - State - LTF - Prior Years (Carryover)	441	440	1	0	441	1	0	0	0	0	441
42117 Intergov - State - Prop 1B - Capital-related	1,111,131	1,111,131	0	0	1,111,131	0	0	0	0	0	1,111,131
42125 Intergov - State - LTF - Prior Year Carryover - Capital Related	441,523	32,586	408,937	0	441,523	408,937	0	0	0	0	441,523
42188 Intergov - State - Prop 1B PY Carryover - Capital Related	0	0	0	0	0	0	0	0	0	0	0
42193 Intergov - State - Prop 1B - PTMISEA	27,915	908	27,007	0	27,915	27,007	0	0	0	0	27,915
42194 Intergov - State - Prop 1B PY Transit	318,663	318,663	0	0	318,663	0	0	0	0	0	318,663
Revenue Totals:	4,362,630	3,926,685	435,945	0	4,362,630	435,945	0	0	0	0	4,362,630

Expenditures	Budget	Actual+Commit	Available	Prop. Inc./Dec. for 18-19	Budget+Prop. Inc./Dec.	Avail.+Prop. Inc./Dec.	19-20	20-21	21-22	22-23	Total Budgeted up to 2023
EA Equip Acquisition	4,362,630	4,278,955	83,675	0	4,362,630	83,675	0	0	0	0	4,362,630
Expenditure Totals:	4,362,630	4,278,955	83,675	0	4,362,630	83,675	0	0	0	0	4,362,630



City of Modesto

Project #: 100964

PW - Bus Maintenance Facility Improvements



City of Modesto: 2018-23 Capital Improvement Program

PW - Bus Maintenance Facility Improvements

100964

Capital Un-sponsored

Cost Center: 59999 **Category:** Transit **Start Date:** 2016
Hosting Fund: Bus Fixed Route Fund-4510 **Type Class:** Transit **End Date:** Conflict Error! Ongoing box is checked
Element Listing: Comm Svcs & Fac **Area:** Within City **Status:** Active
Classification: Improvements **Manager:** Barth, Adam M **Const. Code:** Under Construction

Proj Desc: Improvements to the Bus Maintenance Facility will include the installation of a shade structure off of the west of the building to keep the direct sun of of bay doors which will lower energy requirements to cool down the building. Purchasing a boom lift to make building maintenance safer and easier, and a floor machine to make maintenance quicker. These improvements will extend the life of the facility and will make workers job safer and more efficient.

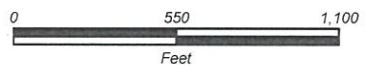
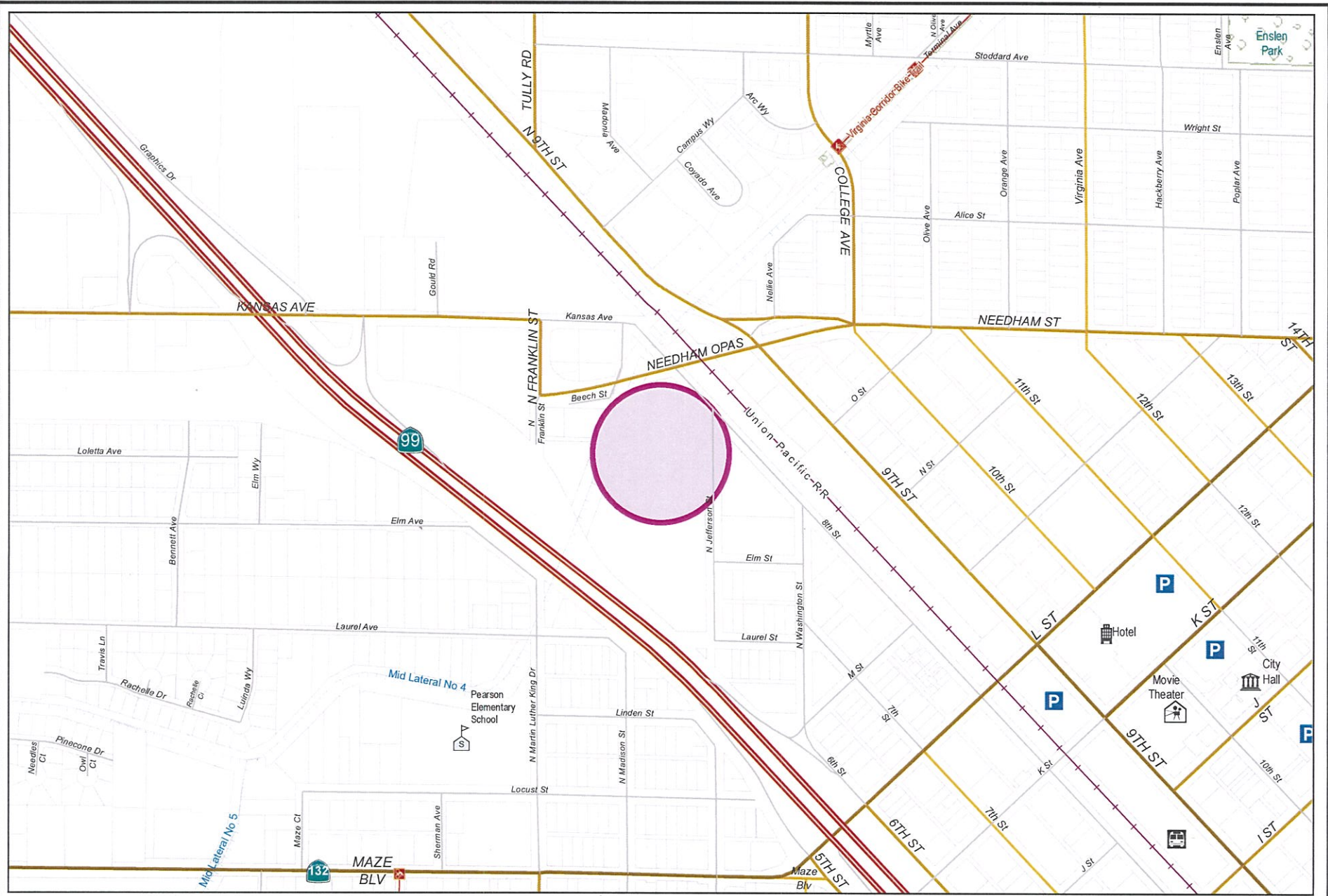
Proj Stat: Plans and specifications for the construction of the canopy structure project authorized by Council on June 27,2017. Consturction contract awarded to Docon Inc., Ceres, CA.

Revenues	Budget	Actuals+Commit	Available	Prop. Inc./Dec. for 18-19	Bud + Prop. Incr/Decr	Avail.+ Prop. Incr/Decr	19-20	20-21	21-22	22-23	Total Budgeted up to 2023
42013 Intergov - Federal - Federal Transit Administration	943,108	5,131	937,977	-943,108	0	-5,131	0	0	0	0	0
42014 Intergov - Federal - Federal Transit Administration - Capital-related	43,082	178,366	-135,284	943,108	986,190	807,824	0	0	0	0	986,190
42125 Intergov - State - LTF - Prior Year Carryover - Capital Related	15,368	12,250	3,118	0	15,368	3,118	0	0	0	0	15,368
64530 Transfer In from Fund 4530	24,935	24,935	0	0	24,935	0	0	0	0	0	24,935
Revenue Totals:	1,026,493	220,682	805,811	0	1,026,493	805,811	0	0	0	0	1,026,493

Expenditures	Budget	Actual+Commit	Available	Prop. Inc./Dec. for 18-19	Budget+Prop. Inc./Dec.	Avail.+Prop. Inc./Dec.	19-20	20-21	21-22	22-23	Total Budgeted up to 2023
CA Construction Admin	63,600	7,632	55,968	0	63,600	55,968	0	0	0	0	63,600
CON Construction	530,000	530,000	0	0	530,000	0	0	0	0	0	530,000
CTGY Contingency - CI	53,000	0	53,000	0	53,000	53,000	0	0	0	0	53,000
EA Equip Acquisition	191,502	181,083	10,419	0	191,502	10,419	0	0	0	0	191,502
EDA Eng/Design/Admin	80,000	63,831	16,169	0	80,000	16,169	0	0	0	0	80,000
OC Other Cost - CIP	108,391	94,393	13,998	0	108,391	13,998	0	0	0	0	108,391
Expenditure Totals:	1,026,493	876,939	149,554	0	1,026,493	149,554	0	0	0	0	1,026,493

Fund Balance Required	Budget+Prop. Inc./Dec.	Available+Prop. Inc./Dec.
Bus Fixed Route Fund-4510	0	-656,257

247



City of Modesto
Project #: 100982



PW - MAX - Intelligent Transportation System equipment purchase and installation.



City of Modesto: 2018-23 Capital Improvement Program

PW - MAX - Intelligent Transportation System equipment purchase and installation.

100982

Capital Un-sponsored

Cost Center: 59999 **Category:** Transit **Start Date:** 2016
Hosting Fund: Bus Fixed Route Fund-4510 **Type Class:** Transit **End Date:** 2019
Element Listing: Comm Svcs & Fac **Area:** Within City **Status:** Active
Classification: Replace **Manager:** Barth, Adam M **Const. Code:**

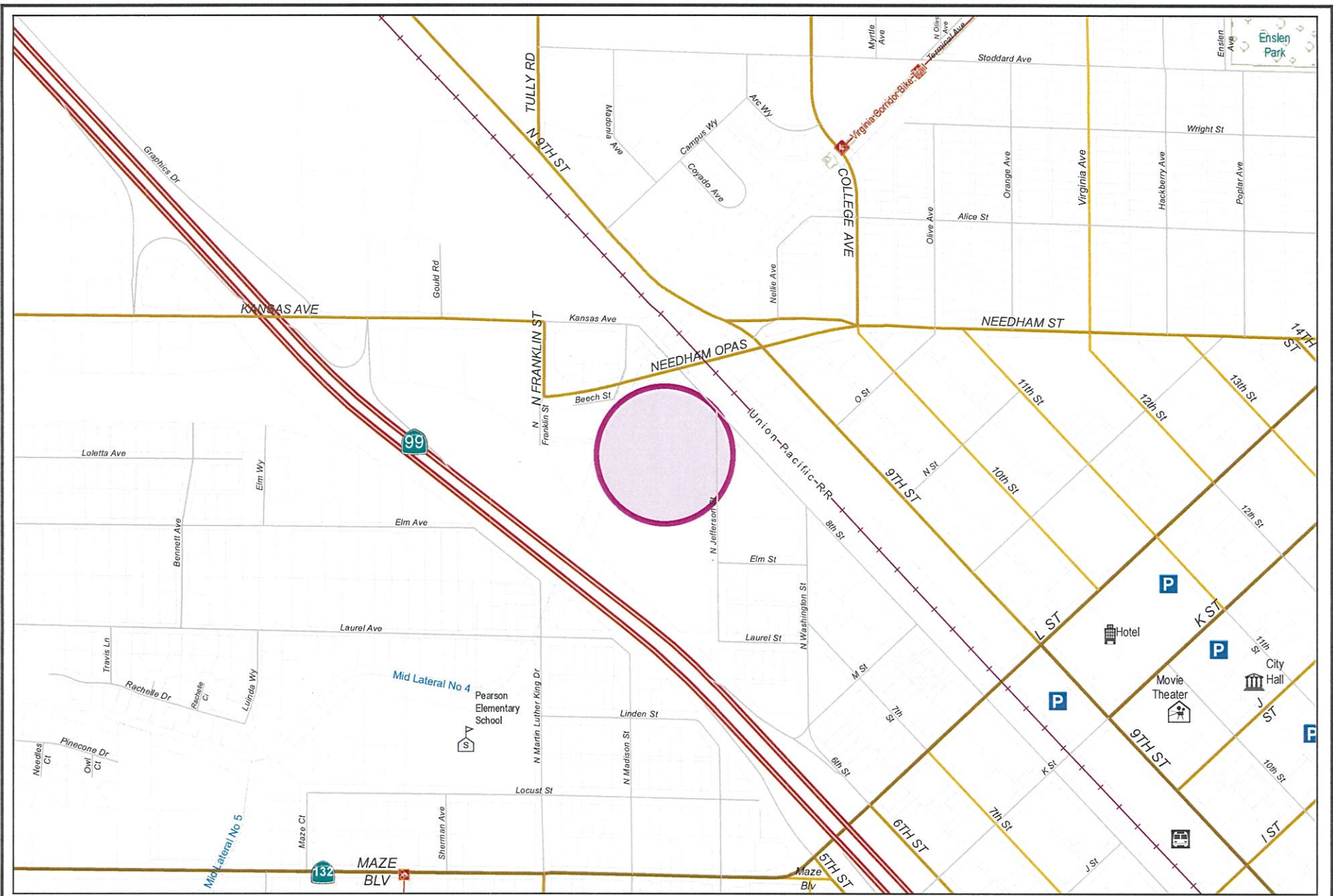
Proj Desc: Purchase and Installation of Intelligent Transportation System (ITS) equipment for the entire fleet of MAX buses. This ITS equipment could enable the fleet of buses to transmit location information to be displayed to the public. This project will be funded with PROP 1B funds awarded to transti under the PTMISEA account.

Proj Stat: Purchase of equipment and installation was approved by Council on July 11, 2017 from Avail Technologies, Inc., State College PA. Installation is currently in process.

Revenues	Budget	Actuals+Commit	Available	Prop. Inc./Dec. for 18-19	Bud + Prop. Incr/Decr	Avail.+ Prop. Incr/Decr	19-20	20-21	21-22	22-23	Total Budgeted up to 2023
42107 Intergov - State - LTF Current Year	118,412	0	118,412	0	118,412	118,412	0	0	0	0	118,412
42117 Intergov - State - Prop 1B - Capital-related	743,000	0	743,000	-268,553	474,447	474,447	0	0	0	0	474,447
42193 Intergov - State - Prop 1B PTMISEA	75,466	0	75,466	-75,466	0	0	0	0	0	0	0
Intergov - Federal - Federal Transit Administration	234,036	0	234,036	0	234,036	234,036	0	0	0	0	234,036
Revenue Totals:	1,170,914	0	1,170,914	-344,019	826,895	826,895	0	0	0	0	826,895

Expenditures	Budget	Actual+Commit	Available	Prop. Inc./Dec. for 18-19	Budget+Prop. Inc./Dec.	Avail.+Prop. Inc./Dec.	19-20	20-21	21-22	22-23	Total Budgeted up to 2023
CTGY Contingency	0	0	0	25,000	25,000	25,000	0	0	0	0	25,000
EA Equip Acquisition	543,000	359,330	183,670	-174,019	368,981	9,651	0	0	0	0	368,981
OC Other Cost - CIP	627,914	0	627,914	-195,000	432,914	432,914	0	0	0	0	432,914
Expenditure Totals:	1,170,914	359,330	811,584	-344,019	826,895	467,565	0	0	0	0	826,895

Fund Balance Required	Budget+Prop. Inc./Dec.	Available+Prop. Inc./Dec.
Bus Fixed Route Fund-4510	0	-359,330



City of Modesto

Project #: 100987

PW - Fareboxes purchase & installation MAX Fleet



City of Modesto: 2018-23 Capital Improvement Program

PW - Fareboxes purchase & installation MAX Fleet

100987

Capital Un-sponsored

Cost Center: 59998 **Category:** Transit **Start Date:** 2017
Hosting Fund: Bus Fixed Route Fund-4510 **Type Class:** Transit **End Date:** 2018
Element Listing: Comm Svcs & Fac **Area:** Within City **Status:** Active
Classification: Replacement **Manager:** Barth, Adam M **Const. Code:**

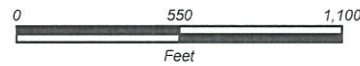
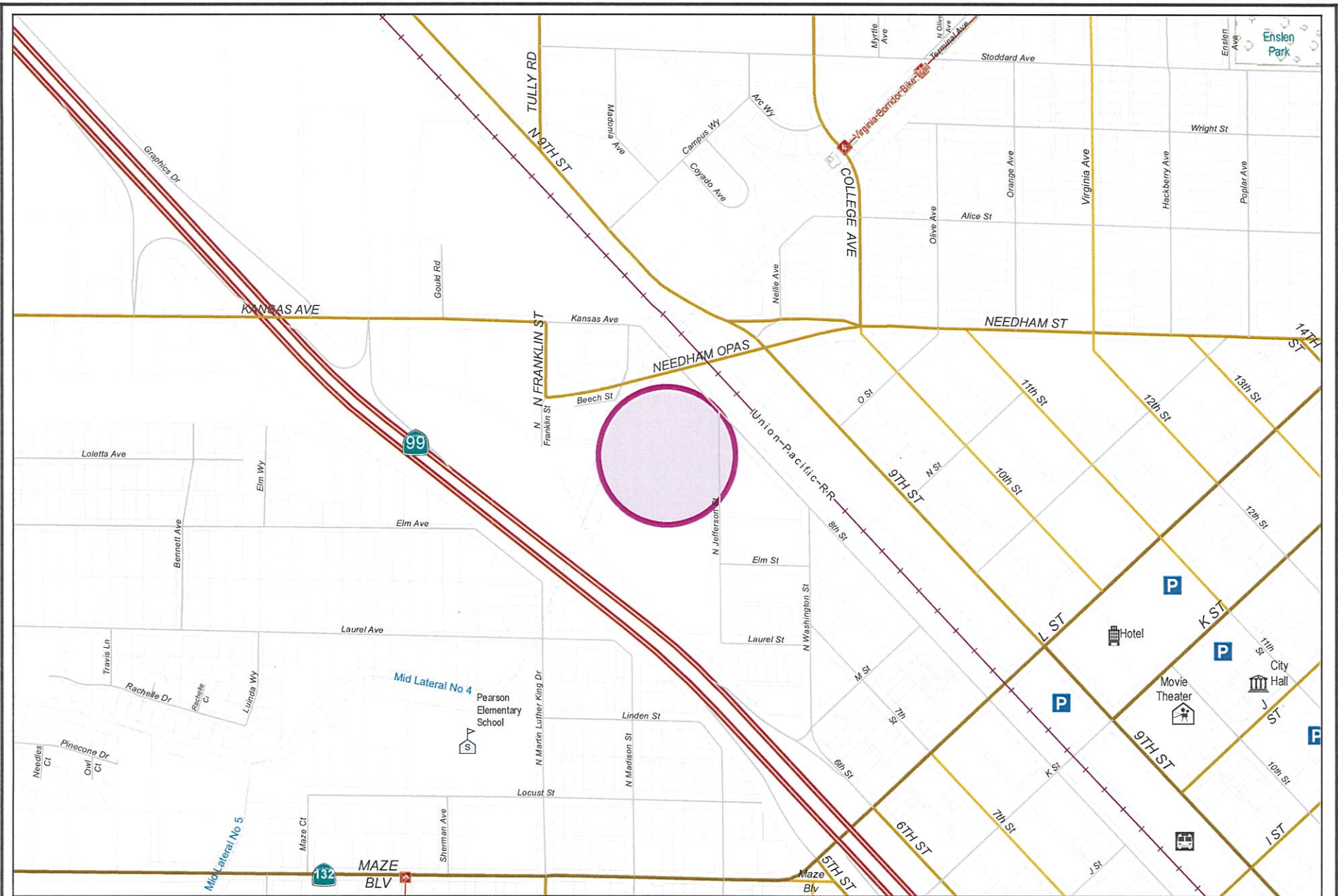
Proj Desc: Purchase and installation of 31 new Genfare Odyssey fareboxes for the MAX fleet, to enable all fareboxes capable of accepting electronic fare media to allow implementation of updated fare media that is easy to use, consistent with the transit industry, will match other systems in the county is cost effective, more secure and more desirable to passengers. Odyssey fareboxes will provide the City with the ability to participate in an integrated regional fare system that includes Stanislaus County Transit, Ceres Transit and Turlock transit.

Proj Stat: Purchase was authorized by Council for the purchase of 31 SPX Genfare Odyssey Fareboxes which have been received and installed in house.

Revenues	Budget	Actuals+Commit	Available	Prop. Inc./Dec. for 18-19	Bud + Prop. Incr/Decr	Avail.+ Prop. Incr/Decr	19-20	20-21	21-22	22-23	Total Budgeted up to 2023
42116 Intergov - State - LTF - Capital-related	4,712	0	4,712	0	4,712	4,712	0	0	0	0	4,712
42117 Intergov - State - Prop 1B - Capital-related	518,822	0	518,822	0	518,822	518,822	0	0	0	0	518,822
Revenue Totals:	523,534	0	523,534	0	523,534	523,534	0	0	0	0	523,534

Expenditures	Budget	Actual+Commit	Available	Prop. Inc./Dec. for 18-19	Budget+Prop. Inc./Dec.	Avail.+Prop. Inc./Dec.	19-20	20-21	21-22	22-23	Total Budgeted up to 2023
EA Equip Acquisition	518,822	474,783	44,039	0	518,822	44,039	0	0	0	0	518,822
OC Other Cost - CIP	4,712	3,012	1,700	0	4,712	1,700	0	0	0	0	4,712
Expenditure Totals:	523,534	477,795	45,739	0	523,534	45,739	0	0	0	0	523,534

Fund Balance Required	Budget+Prop. Inc./Dec.	Available+Prop. Inc./Dec.
Bus Fixed Route Fund-4510	0	-477,795



City of Modesto
 Project #: 101008
 PW - Electric Bus Purchase - CARB Grant



City of Modesto: 2018-23 Capital Improvement Program

PW - Electric Bus Purchase - CARB Grant

101008

Capital Un-sponsored

Cost Center: 59999 *Category:* Transit *Start Date:* 2016
Hosting Fund: Bus Fixed Route Fund-4510 *Type Class:* Transit *End Date:* 2020
Element Listing: Comm Svcs & Fac *Area:* Within City *Status:* Active
Classification: Improvements *Manager:* Barth, Adam M *Const. Code:*

Proj Desc: California Air Resources Board grant for the purchase of four all electric, zero emission buses from Proterra along with two fast chargers and four overnight charges for the bus maintenance facility

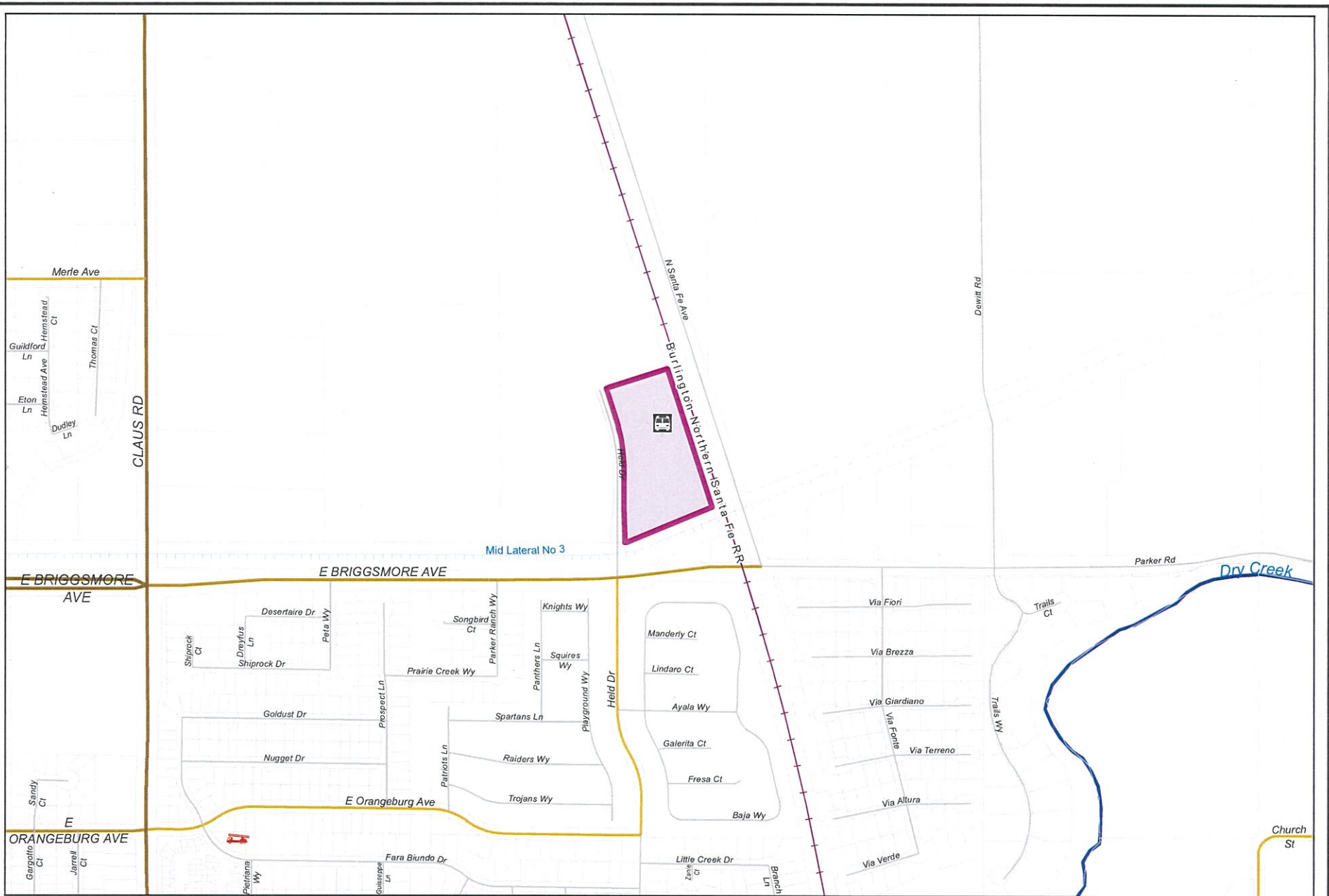
Proj Stat: Staff continues to work with corresponding agencies to ensure funding is provided for the acquisition of the electric buses.

Revenues	Budget	Actuals+Commit	Available	Prop. Inc./Dec. for 18-19	Bud + Prop. Incr/Decr	Avail.+ Prop. Incr/Decr	19-20	20-21	21-22	22-23	Total Budgeted up to 2023
42014 Intergov - Federal - Federal Transit Administration - Capital-related	552,000	0	552,000	0	552,000	552,000	0	0	0	0	552,000
42090 Intergov - Federal - Miscellaneous	4,085,000	0	4,085,000	0	4,085,000	4,085,000	0	0	0	0	4,085,000
Revenue Totals:	4,637,000	0	4,637,000	0	4,637,000	4,637,000	0	0	0	0	4,637,000

Expenditures	Budget	Actual+Commit	Available	Prop. Inc./Dec. for 18-19	Budget+Prop. Inc./Dec.	Avail.+Prop. Inc./Dec.	19-20	20-21	21-22	22-23	Total Budgeted up to 2023
EA Equip Acquisition	4,637,000	0	4,637,000	0	4,637,000	4,637,000	0	0	0	0	4,637,000
Expenditure Totals:	4,637,000	0	4,637,000	0	4,637,000	4,637,000	0	0	0	0	4,637,000

Fund Balance Required	Budget+Prop. Inc./Dec.	Available+Prop. Inc./Dec.
Bus Fixed Route Fund-4510	0	0

253



City of Modesto

Project #: 101014

PW - Amtrak Parking Lot Expansion



City of Modesto: 2018-23 Capital Improvement Program

PW - Amtrak Parking Lot Expansion

101014

Capital Un-sponsored

Cost Center: 59999 Category: Transit Start Date: 2017
 Hosting Fund: Bus Fixed Route Fund-4510 Type Class: Expansion End Date: 2018
 Element Listing: Comm Svcs & Fac Area: Within City Status: Active
 Classification: Improv Manager: Barth, Adam M Const. Code: New or Future

Proj Desc: This project will increase the size of the existing parking lot at the Amtrak station to accommodate increased use of the station. During several holiday periods throughout the year the existing parking lot is unable to accommodate the number of vehicles that need to be parked there.

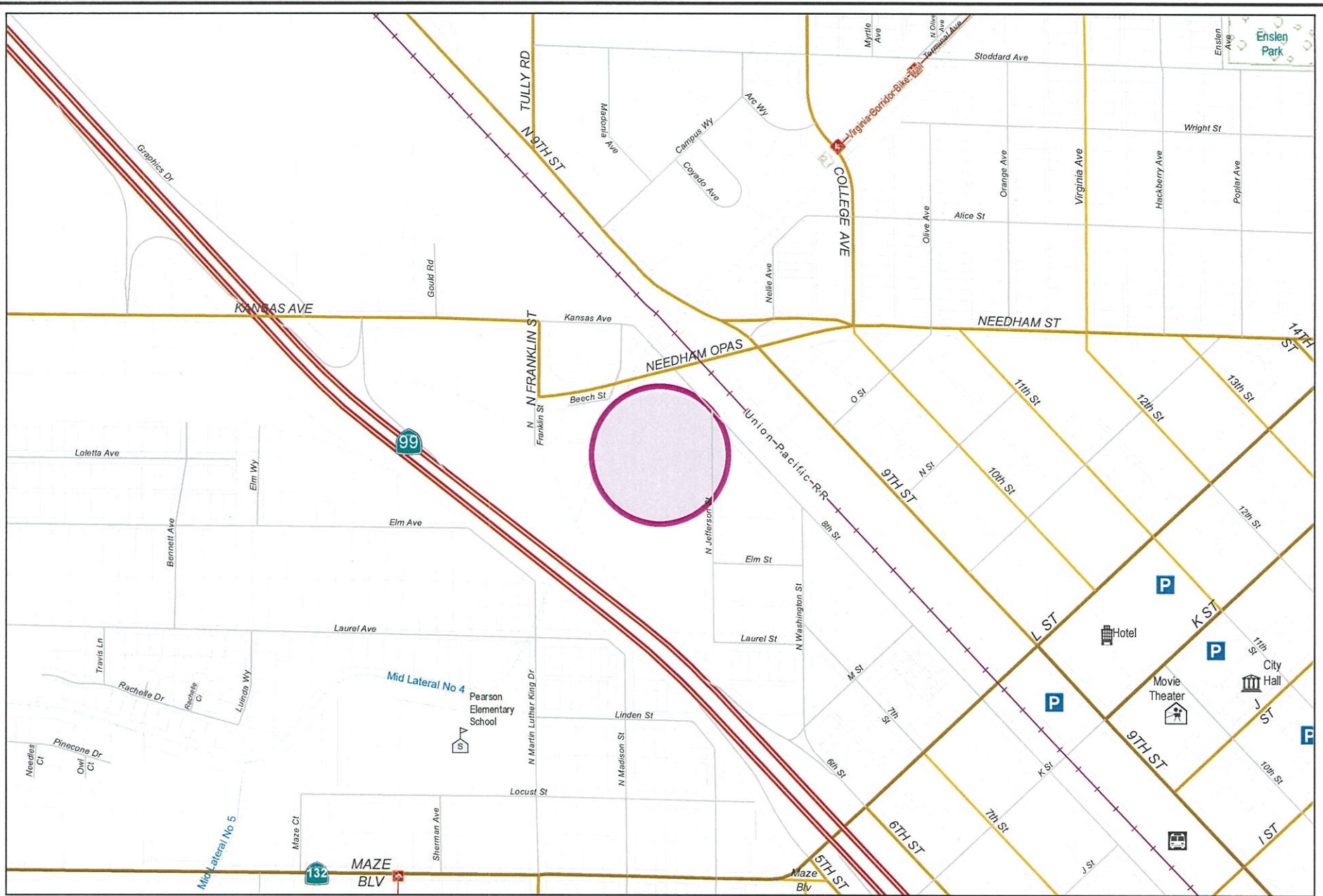
Proj Stat: Agreement for the design phase of the project has been authorized by City Council on September 2017.

Revenues	Budget	Actuals+Commit	Available	Prop. Inc./Dec. for 18-19	Bud + Prop. Incr/Decr	Avail.+ Prop. Incr/Decr	19-20	20-21	21-22	22-23	Total Budgeted up to 2023
42116 Intergov - State - LTF - Capital-related	149,171	0	149,171	534,600	683,771	683,771	0	0	0	0	683,771
Revenue Totals:	149,171	0	149,171	534,600	683,771	683,771	0	0	0	0	683,771

Expenditures	Budget	Actual+Commit	Available	Prop. Inc./Dec. for 18-19	Budget+Prop. Inc./Dec.	Avail.+Prop. Inc./Dec.	19-20	20-21	21-22	22-23	Total Budgeted up to 2023
CA Construction Admin	0	0	0	34,000	34,000	34,000	0	0	0	0	34,000
CCF City Construct Forces	0	0	0	10,000	10,000	10,000	0	0	0	0	10,000
CON Construction	86,171	0	86,171	275,829	362,000	362,000	0	0	0	0	362,000
CTGY Constingency - CIP	0	0	0	51,000	51,000	51,000	0	0	0	0	51,000
EDA Eng/Design/Admin	63,000	62,565	435	14,600	77,600	15,035	0	0	0	0	77,600
Expenditure Totals:	149,171	62,565	86,606	385,429	534,600	472,035	0	0	0	0	534,600

Fund Balance Required	Budget+Prop. Inc./Dec.	Available+Prop. Inc./Dec.
Bus Fixed Route Fund-4510	-149,171	-211,736

255



City of Modesto

Project #: 101022

PW - Bus Maintenance Facility - Parts Storage Room Upgrade



City of Modesto: 2018-23 Capital Improvement Program

PW - Bus Maintenance Facility - Parts Storage Room Upgrade

101022

Capital Un-sponsored

Cost Center: 59999 **Category:** Transit **Start Date:** 2017
Hosting Fund: Bus Fixed Route Fund-4510 **Type Class:** **End Date:** Conflict Error! Ongoing box is checked
Element Listing: Comm Svcs & Fac **Area:** Within City **Status:** New
Classification: Improvements **Manager:** Ciotau, Cristian C **Const. Code:** New or Future

Proj Desc: The new building addition is approximately 3,250 SF that will be located adjacent to the existing bus maintenance facility and will include a corridor, parts storage and parts counter area. Primary structure of the addition will be pre-fabricated metal building. The new building will provide additional storage capacity.

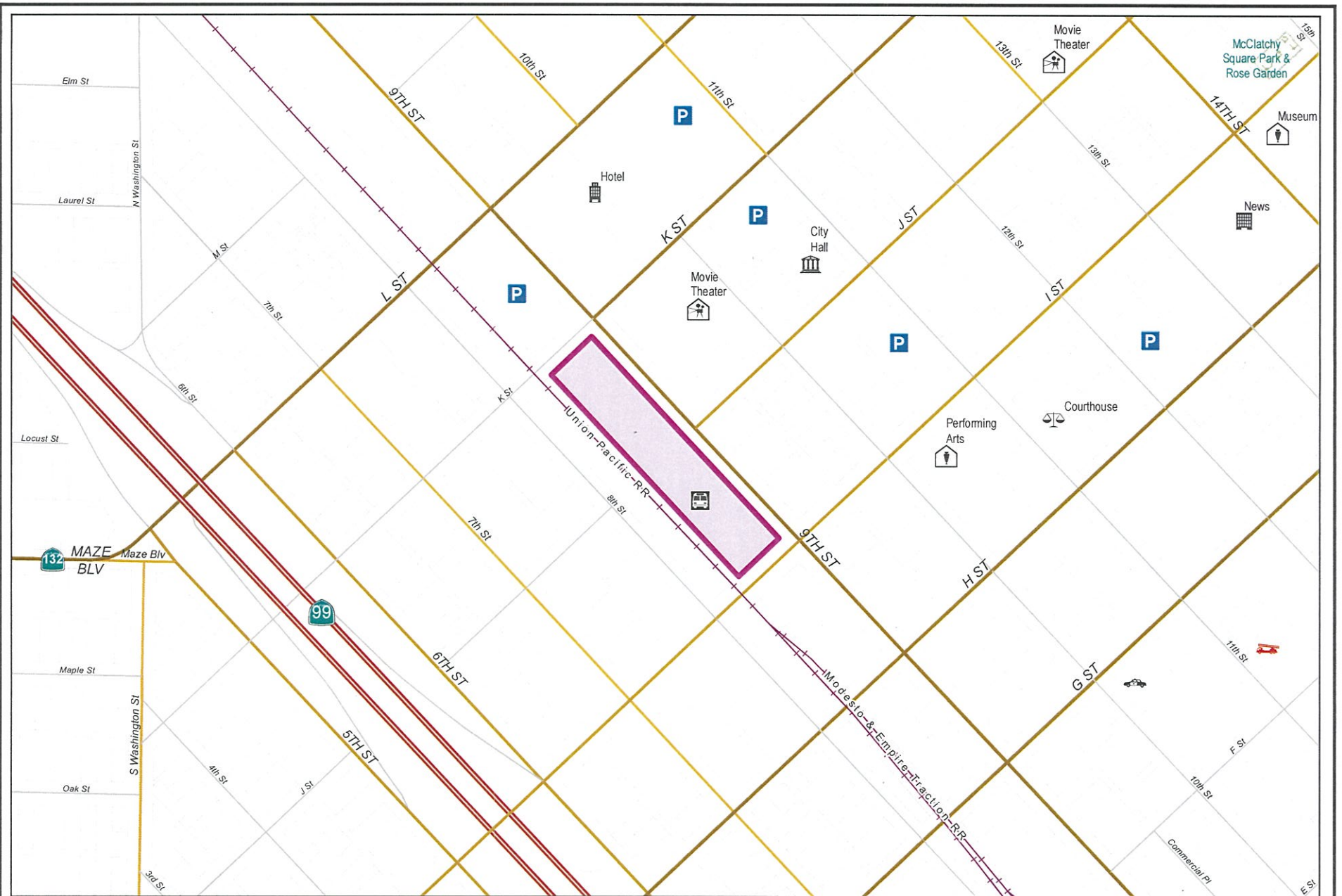
Proj Stat: on August 2017 an agreement was authorized to hire Pires, Lipomi and Navarro architects for the design of the storage room. Project is currently under design phase.

Revenues	Budget	Actuals+Commit	Available	Prop. Inc./Dec. for 18-19	Bud + Prop. Incr/Decr	Avail.+ Prop. Incr/Decr	19-20	20-21	21-22	22-23	Total Budgeted up to 2023
42014 Intergov - Federal - Federal Transit Administration - Capital-related	930,000	4,412	925,588	0	930,000	925,588	0	0	0	0	930,000
Revenue Totals:	930,000	4,412	925,588	0	930,000	925,588	0	0	0	0	930,000

Expenditures	Budget	Actual+Commit	Available	Prop. Inc./Dec. for 18-19	Budget+Prop. Inc./Dec.	Avail.+Prop. Inc./Dec.	19-20	20-21	21-22	22-23	Total Budgeted up to 2023
CA Construction Admin	80,000	0	80,000	0	80,000	80,000	0	0	0	0	80,000
CCF City Construct Force	40,000	0	40,000	60,000	100,000	100,000	0	0	0	0	100,000
CON Construction	600,000	0	600,000	0	600,000	600,000	0	0	0	0	600,000
CTGY-CIP Contingency - CIP	50,000	0	50,000	0	50,000	50,000	0	0	0	0	50,000
EDA Eng/Design/Admin	100,000	54,173	45,827	0	100,000	45,827	0	0	0	0	100,000
OC Other Cost - CIP	60,000	0	60,000	-60,000	0	0	0	0	0	0	0
Expenditure Totals:	930,000	54,173	875,827	0	930,000	875,827	0	0	0	0	930,000

Fund Balance Required	Budget+Prop. Inc./Dec.	Available+Prop. Inc./Dec.
Bus Fixed Route Fund-4510	0	-49,761

257



City of Modesto

Project #: 101045

PW - Downtown Transit Center Improv



City of Modesto: 2018-23 Capital Improvement Program

PW - Downtown Transit Center Improv

101045

Capital Un-sponsored

Cost Center: 59999 Category: Transit Start Date: 2018
 Hosting Fund: Bus Fixed Route Fund-4510 Type Class: Transit End Date: 2020
 Element Listing: Comm Svcs & Fac Area: Within City Status: New
 Classification: Improvements Manager: Barth, Adam M Const. Code:

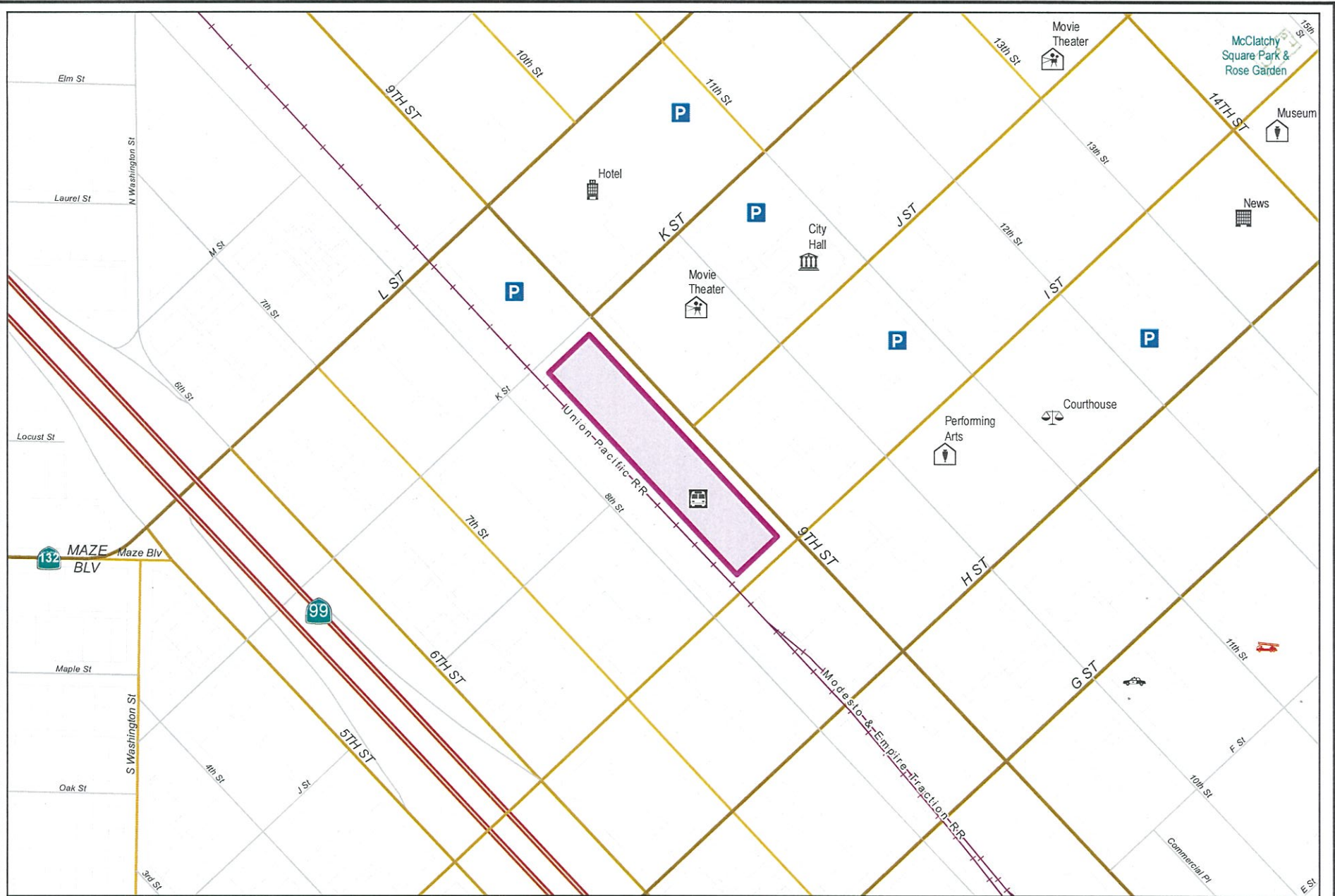
Proj Desc: The scope of this project includes the expansion and reconfiguration of the existing customer service and operational administrative space. The customer service space will be moved to the main lobby where there is a historical customer service window. This will allow more area for customers to wait in a comfortable environment. Also, an additional customer service window will allow quicker service for fare media sales and transit questions. A StART and Altamont Commuter Express (ACE) request customer service and administrative space, this new area could be reconfigured to accommodate those requests.

Proj Stat:

Revenues	Budget	Actuals+Commit	Available	Prop. Inc./Dec. for 18-19	Bud + Prop. Inc./Decr	Avail.+ Prop. Inc./Decr	19-20	20-21	21-22	22-23	Total Budgeted up to 2023
42125 Intergov - State - LTF - Prior Year Carryover - Capital Related	69,151	0	69,151	0	69,151	69,151	0	0	0	0	69,151
42446 Intergov - State - Low Carbon Transit Operations Program - Capital	255,849	0	255,849	0	255,849	255,849	0	0	0	0	255,849
Revenue Totals:	325,000	0	325,000	0	325,000	325,000	0	0	0	0	325,000

Expenditures	Budget	Actual+Commit	Available	Prop. Inc./Dec. for 18-19	Budget+Prop. Inc./Dec.	Avail.+Prop. Inc./Dec.	19-20	20-21	21-22	22-23	Total Budgeted up to 2023
CA Construction Admin	30,000	0	30,000	0	30,000	30,000	0	0	0	0	30,000
CON Construction	200,000	0	200,000	0	200,000	200,000	0	0	0	0	200,000
CTGY-CIP Contingency - CIP	25,000	0	25,000	0	25,000	25,000	0	0	0	0	25,000
EDA Eng/Design/Admin	70,000	1,522	68,478	0	70,000	68,478	0	0	0	0	70,000
Expenditure Totals:	325,000	1,522	323,478	0	325,000	323,478	0	0	0	0	325,000

Fund Balance Required	Budget+Prop. Inc./Dec.	Available+Prop. Inc./Dec.
Bus Fixed Route Fund-4510	0	-1,522



City of Modesto

Project #: 101095

PW - Facilities Improvement - Transit Center Phase 1



City of Modesto: 2018-23 Capital Improvement Program

PW - Facilities Improvement - Transit Center Phase 1

101095

Capital Un-sponsored

Cost Center: 59999 *Category:* Transit *Start Date:* 2018
Hosting Fund: Bus Fixed Route Fund-4510 *Type Class:* Transit *End Date:* 2020
Element Listing: Comm Svcs & Fac *Area:* Within City *Status:* New
Classification: Improv *Manager:* Barth, Adam M *Const. Code:* New or Future

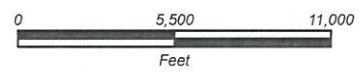
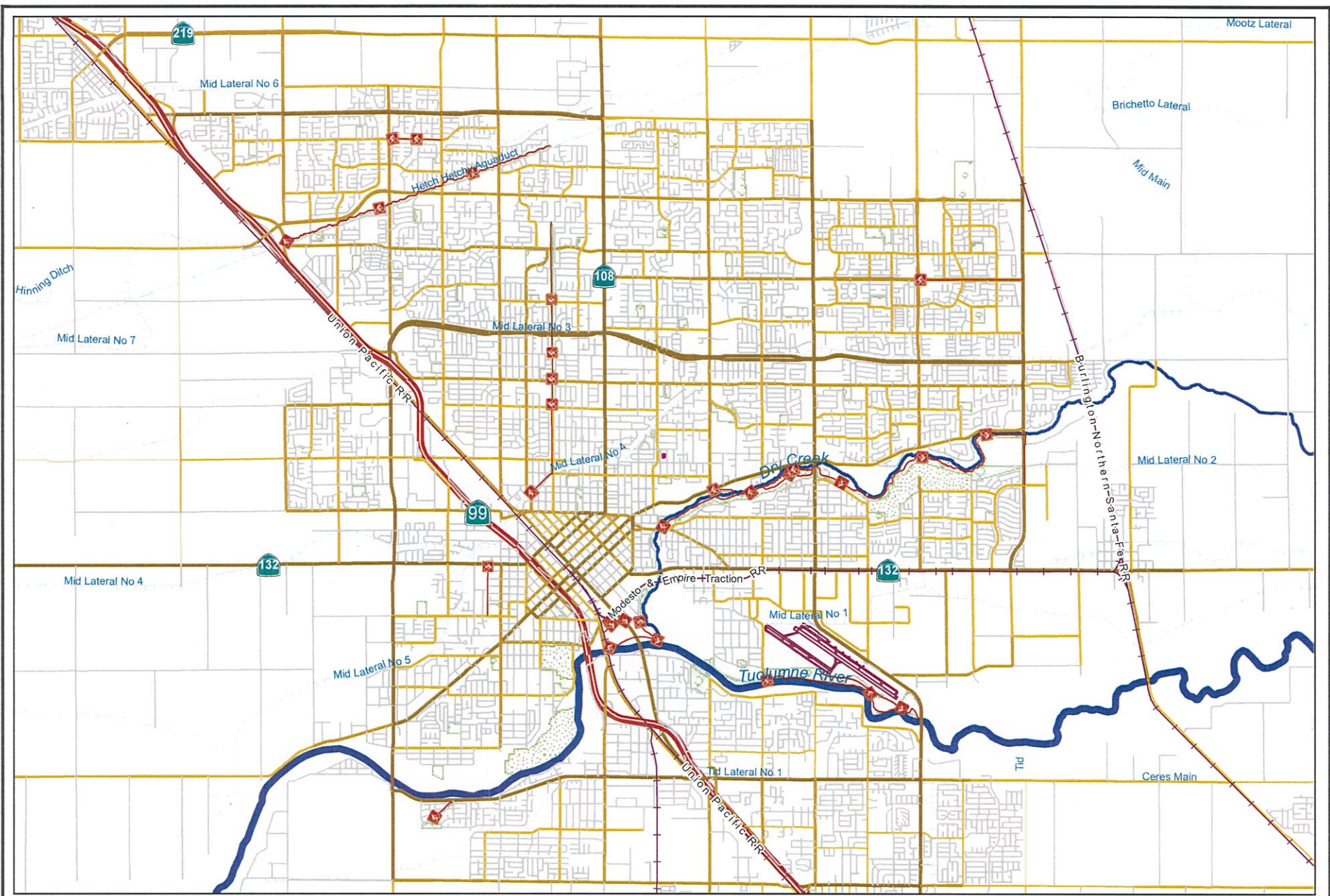
Proj Desc: This project will improve the Transportation Center by providing preventative maintenance, enhancing safety and security and givign the facility some asthetic upgrades.

Proj Stat: LTF grants awarded for the funding of the project.

Revenues	Budget	Actuals+Commit	Available	Prop. Inc./Dec. for 18-19	Bud + Prop. Incr/Decr	Avail.+ Prop. Incr/Decr	19-20	20-21	21-22	22-23	Total Budgeted up to 2023
Intergov - State - LTF - Capital related - Regional	523,544	0	523,544	0	523,544	523,544	0	0	0	0	523,544
Revenue Totals:	523,544	0	523,544	0	523,544	523,544	0	0	0	0	523,544

Expenditures	Budget	Actual+Commit	Available	Prop. Inc./Dec. for 18-19	Budget+Prop. Inc./Dec.	Avail.+Prop. Inc./Dec.	19-20	20-21	21-22	22-23	Total Budgeted up to 2023
03 EDA Eng/Design/Admin	523,544	0	523,544	0	523,544	523,544	0	0	0	0	523,544
Expenditure Totals:	523,544	0	523,544	0	523,544	523,544	0	0	0	0	523,544

Fund Balance Required	Budget+Prop. Inc./Dec.	Available+Prop. Inc./Dec.
Bus Fixed Route Fund-4510	0	0



City of Modesto

Project #: 101096

PW - Park and Ride Lot



City of Modesto: 2018-23 Capital Improvement Program

PW - Park and Ride Lot

101096

Capital Un-sponsored

<i>Cost Center:</i> 59999	<i>Category:</i> Transit	<i>Start Date:</i> 2018
<i>Hosting Fund:</i> Bus Fixed Route Fund-4510	<i>Type Class:</i> Transit	<i>End Date:</i> 2020
<i>Element Listing:</i> Comm Svcs & Fac	<i>Area:</i> Within City	<i>Status:</i> New
<i>Classification:</i> Improv	<i>Manager:</i> Barth, Adam M	<i>Const. Code:</i> New or Future

Proj Desc: This project will fund the land acquisition of a park and ride lot to be used for MAX to BART/ACE customers and others as the City desires.

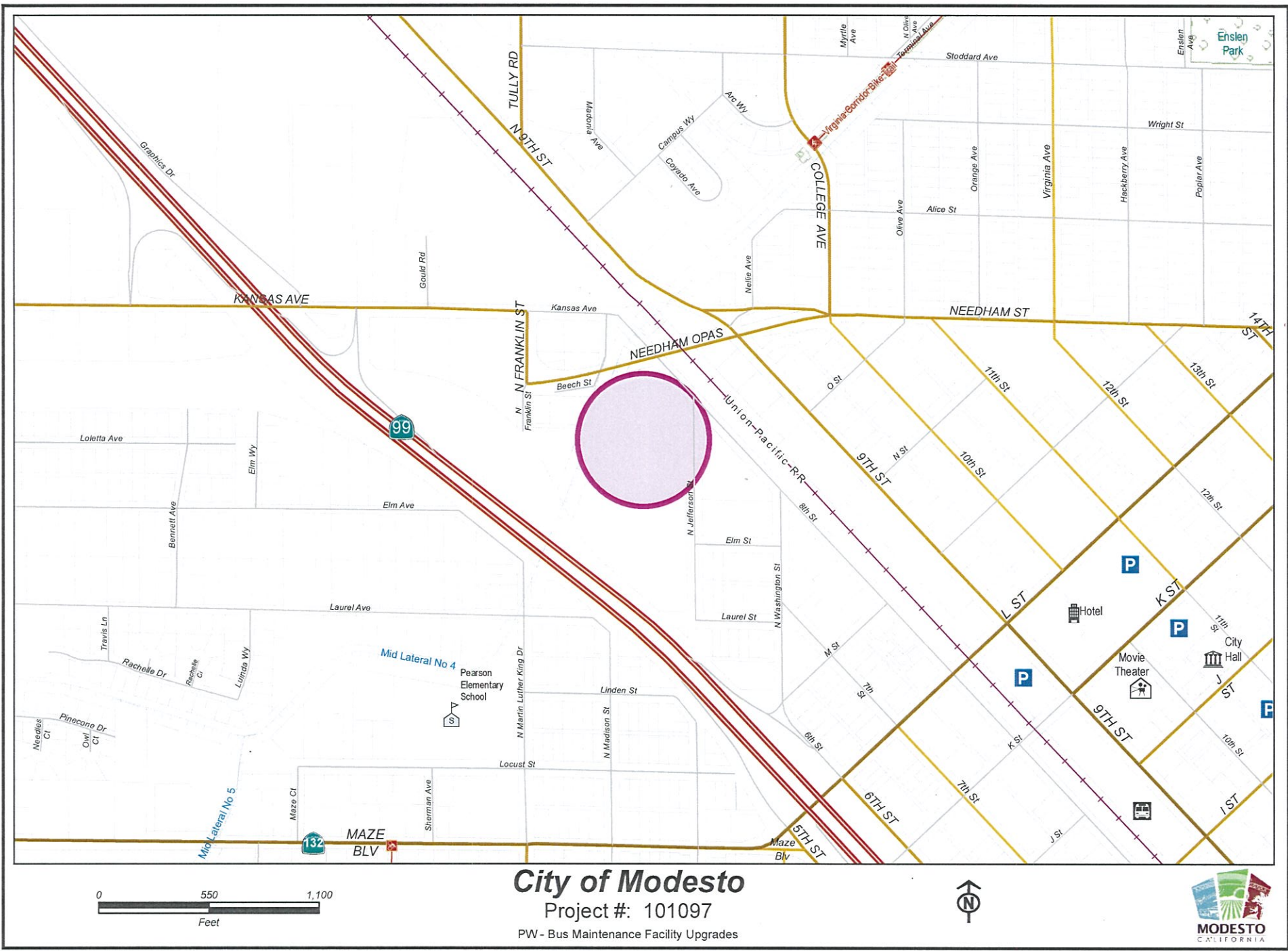
Proj Stat: New

Revenues	Budget	Actuals+Commit	Available	Prop. Inc./Dec. for 18-19	Bud + Prop. Incr/Decr	Avail.+ Prop. Incr/Decr	19-20	20-21	21-22	22-23	Total Budgeted up to 2023
42116 Intergov - State - LTF - Capital-related	0	0	0	500,000	500,000	500,000	0	0	0	0	500,000
Revenue Totals:	0	0	0	500,000	500,000	500,000	0	0	0	0	500,000

Expenditures	Budget	Actual+Commit	Available	Prop. Inc./Dec. for 18-19	Budget+Prop. Inc./Dec.	Avail.+Prop. Inc./Dec.	19-20	20-21	21-22	22-23	Total Budgeted up to 2023
LA Land Acquisition	0	0	0	500,000	500,000	500,000	0	0	0	0	500,000
Expenditure Totals:		0	0	500,000	500,000	500,000	0	0	0	0	500,000

Fund Balance Required	Budget+Prop. Inc./Dec.	Available+Prop. Inc./Dec.
Bus Fixed Route Fund-4510	0	0

263



City of Modesto

Project #: 101097

PW - Bus Maintenance Facility Upgrades



City of Modesto: 2018-23 Capital Improvement Program

PW - Bus Maintenance Facility Upgrades

101097

Capital Un-sponsored

Cost Center: 59999 *Category:* Transit *Start Date:* 2018
Hosting Fund: Bus Fixed Route Fund-4510 *Type Class:* Transit *End Date:* 2020
Element Listing: Comm Svcs & Fac *Area:* Within City *Status:* New
Classification: Improv *Manager:* Barth, Adam M *Const. Code:* New or Future

Proj Desc: Ceiling cleaning at the BML, upgrade the BMF lighting to energy efficient LEDs, Painting the interior walls of the building, making any minor repairs necessary, overhead crane upgrade, break room furniture upgrade, color, multifunction copy machine to replace outdated older unit, low maintenance drought tolerant landscaping, shop tools.

Proj Stat: new

Revenues	Budget	Actuals+Commit	Available	Prop. Inc./Dec. for 18-19	Bud + Prop. Incr/Decr	Avail.+ Prop. Incr/Decr	19-20	20-21	21-22	22-23	Total Budgeted up to 2023
42116 Intergov - State - LTF - Capital-related	0	0	0	254,500	254,500	254,500	0	0	0	0	254,500
Revenue Totals:	0	0	0	254,500	254,500	254,500	0	0	0	0	254,500

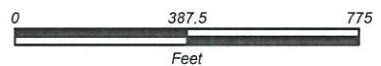
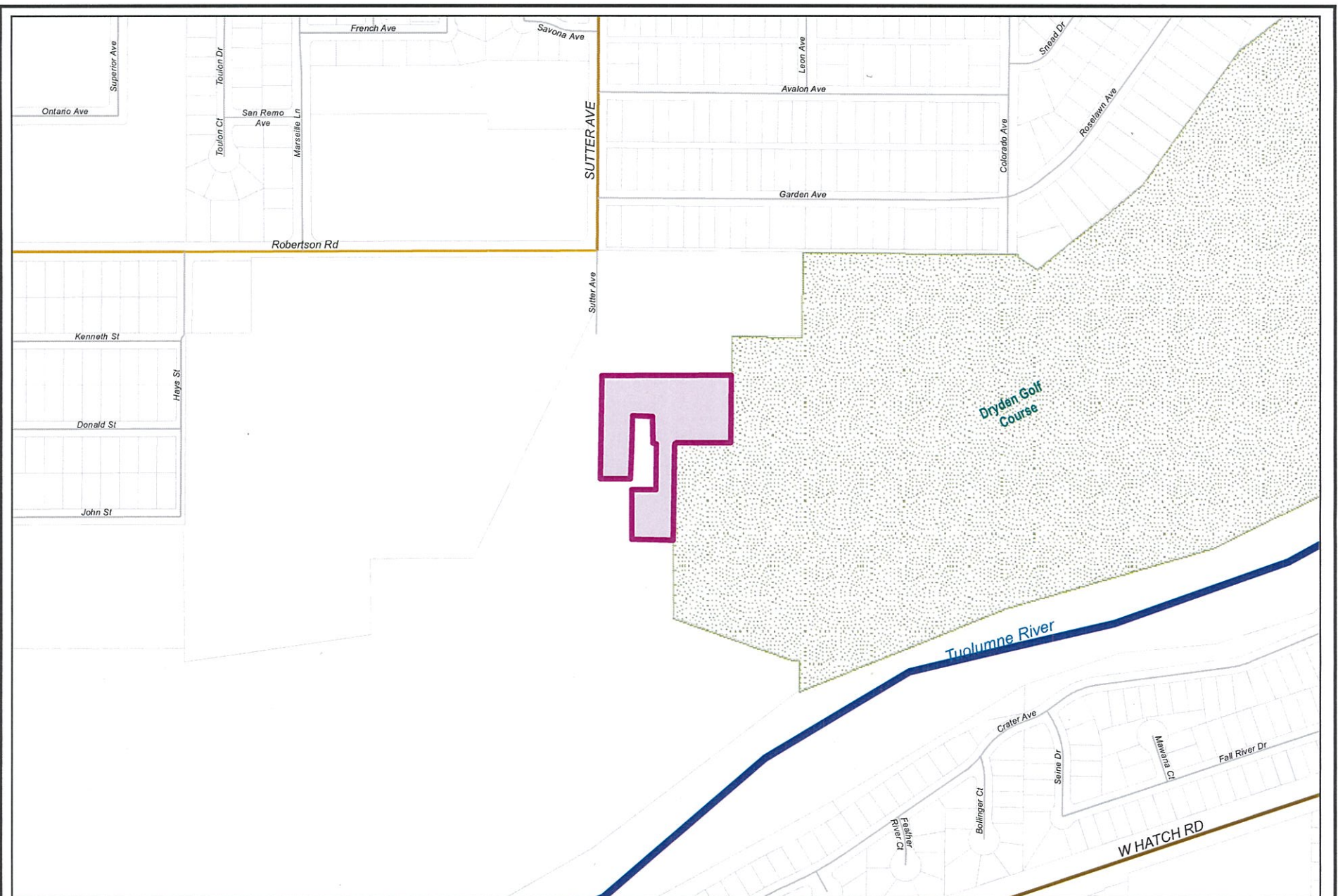
Expenditures	Budget	Actual+Commit	Available	Prop. Inc./Dec. for 18-19	Budget+Prop. Inc./Dec.	Avail.+Prop. Inc./Dec.	19-20	20-21	21-22	22-23	Total Budgeted up to 2023
EA EA	0	0	0	29,500	29,500	29,500	0	0	0	0	29,500
OC Other Cost - CIP	0	0	0	225,000	225,000	225,000	0	0	0	0	225,000
Expenditure Totals:	0	0	0	254,500	254,500	254,500	0	0	0	0	254,500

Fund Balance Required	Budget+Prop. Inc./Dec.	Available+Prop. Inc./Dec.
Bus Fixed Route Fund-4510	0	0

265

THIS PAGE LEFT BLANK
INTENTIONALLY

THIS PAGE LEFT BLANK
INTENTIONALLY



City of Modesto

Project #: 100372

UPP - Sutter Plant Parking Lot & Security Upgrade



City of Modesto: 2018-23 Capital Improvement Program

UPP - Sutter Plant Parking Lot & Security Upgrade

100372

Capital Un-sponsored

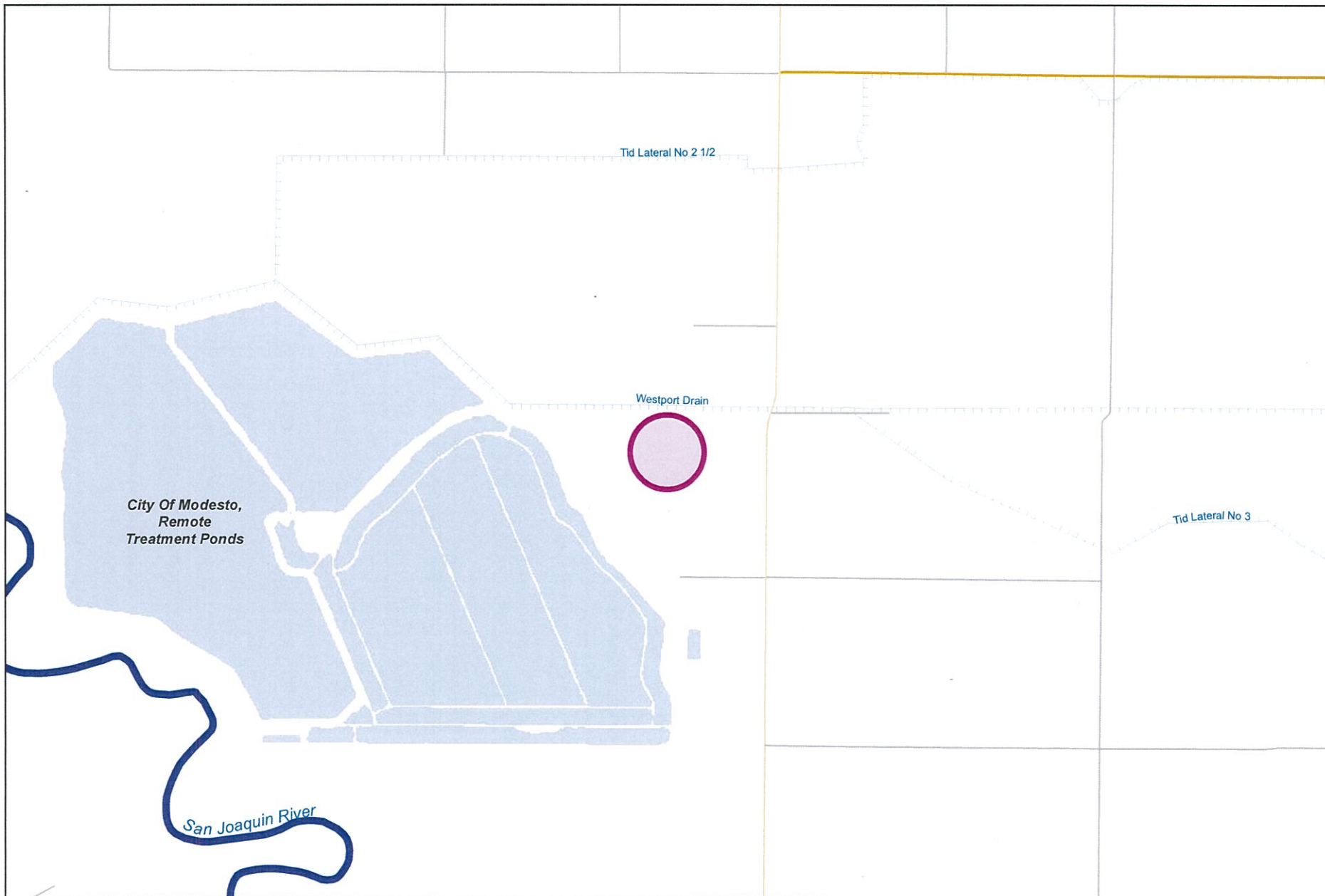
Cost Center: 59999 *Category:* Wastewater *Start Date:* 2014
Hosting Fund: Sewer Operations Fund-4210 *Type Class:* Expansion *End Date:* 2019
Element Listing: Comm Svcs & Fac *Area:* Within City *Status:* Active
Classification: Improvements *Manager:* Franco, Jesse *Const. Code:* Not Awarded

Proj Desc: This project will provide designated employee parking within of the current facility work areas, security upgrades, as well as improvements to the plant entrance and improvements to septic receiving station.

Proj Stat: Negotiating land acquisition with Tuolumne River Regional Park (TRRP). Design to be complete by summer 2018. Projected completion by end of FY 18-19.

Expenditures	Budget	Actual+Commit	Available	Prop. Inc./Dec. for 18-19	Budget+Prop. Inc./Dec.	Avail.+Prop. Inc./Dec.	19-20	20-21	21-22	22-23	Total Budgeted up to 2023
CA Construction Admin	49,708	1,209	48,499	0	49,708	48,499	0	0	0	0	49,708
CCF City Construct Force	5,000	0	5,000	0	5,000	5,000	0	0	0	0	5,000
CON Construction	770,536	0	770,536	0	770,536	770,536	0	0	0	0	770,536
CTGY Contingency - CIP	94,756	0	94,756	0	94,756	94,756	0	0	0	0	94,756
EDA Eng/Design/Admin	105,000	103,030	1,970	0	105,000	1,970	0	0	0	0	105,000
LA Land Acquisition	10,000	9,139	861	0	10,000	861	0	0	0	0	10,000
Expenditure Totals:	1,035,000	113,378	921,622	0	1,035,000	921,622	0	0	0	0	1,035,000

Fund Balance Required	Budget+Prop. Inc./Dec.	Available+Prop. Inc./Dec.
Sewer Operations Fund-4210	1,035,000	921,622



City of Modesto

Project #: 100520

UPP - Wastewater Treatment Phase 2 Tertiary



City of Modesto: 2018-23 Capital Improvement Program

UPP - Wastewater Treatment Phase 2 Tertiary

100520

Capital Un-sponsored

Cost Center: 49999 Category: Wastewater Start Date: 2009
 Hosting Fund: Sewer Operations Fund-4210 Type Class: Wastewater Utility End Date: 2019
 Element Listing: Comm Svcs & Fac Area: Within City Status: Active
 Classification: Improvements Manager: Wong, William Sai Const. Code: Construction Completed

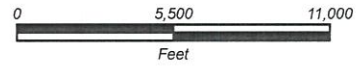
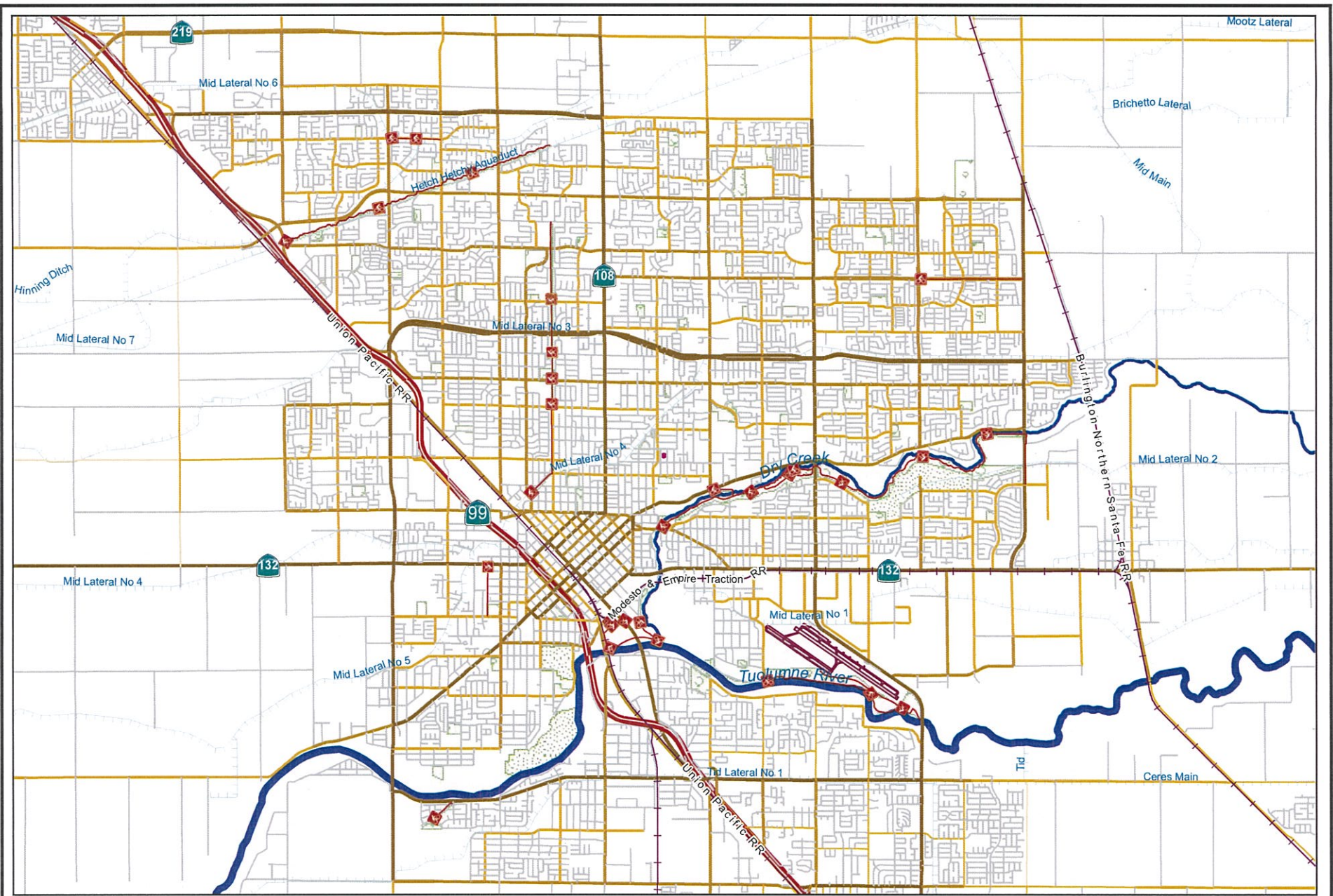
Proj Desc: This project will provide funding for the Phase 2 improvements to the City's Secondary Water Quality Control (WQC) Plant. The improvements will expand the existing secondary treatment into tertiary treatment. This project is needed to meet the City's new discharge requirements by 2016, and is funded by State Revolving Fund (SRF) loans.

Proj Stat: Construction complete. Close-out projected early FY18-19.

Revenues	Budget	Actuals+Commit	Available	Prop. Inc./Dec. for 18-19	Bud + Prop. Incr/Decr	Avail.+ Prop. Incr/Decr	19-20	20-21	21-22	22-23	Total Budgeted up to 2023
42210 Intergov - State - Department of Water Resources	0	3,000,000	-3,000,000	0	0	-3,000,000	0	0	0	0	0
47020 Refunds, Damages, and Cost Recovery	0	32,000	-32,000	0	0	-32,000	0	0	0	0	0
80501 Reserve - Bond Financing	125,280,090	0	125,280,090	0	125,280,090	125,280,090	0	0	0	0	125,280,090
Revenue Totals:	125,280,090	3,032,000	122,248,090	0	125,280,090	122,248,090	0	0	0	0	125,280,090

Expenditures	Budget	Actual+Commit	Available	Prop. Inc./Dec. for 18-19	Budget+Prop. Inc./Dec.	Avail.+Prop. Inc./Dec.	19-20	20-21	21-22	22-23	Total Budgeted up to 2023
CA Construction Admin	11,804,981	9,181,180	2,623,801	0	11,804,981	2,623,801	0	0	0	0	11,804,981
CON Construction	113,796,301	102,094,461	11,701,840	0	113,796,301	11,701,840	0	0	0	0	113,796,301
CTGY Contingency - CIP	5,741,554	2,708,866	3,032,688	0	5,741,554	3,032,688	0	0	0	0	5,741,554
EDA Eng/Design/Admin	14,627,412	14,179,174	448,238	0	14,627,412	448,238	0	0	0	0	14,627,412
Expenditure Totals:	145,970,248	128,163,681	17,806,567	0	145,970,248	17,806,567	0	0	0	0	145,970,248

Fund Balance Required	Budget+Prop. Inc./Dec.	Available+Prop. Inc./Dec.
Sewer Operations Fund-4210	20,690,158	-104,441,523



City of Modesto

Project #: 100521

UPP - North Valley Regional Recycled Water Project-Feasibility Study



City of Modesto: 2018-23 Capital Improvement Program

UPP - North Valley Regional Recycled Water Project-Feasibility Study

100521

Capital Un-sponsored

Cost Center: 49999 Category: Wastewater Start Date: 2010
 Hosting Fund: Sewer Operations Fund-4210 Type Class: Wastewater Utility End Date: 2019
 Element Listing: Comm Svcs & Fac Area: Within City Status: Active
 Classification: Improvements Manager: Wong, William Sai Const. Code: Under Construction

Proj Desc: This project will produce and deliver up to 16,500 acre-feet per year of tertiary-treated recycled water from the City of Modesto to the Del Puerto Water District. This project would acquire right-of-way, design and construct the pump station, pipeline and appurtenances to deliver recycled water to the Delta Mendota Canal. Project is funded by State Revolving Fund (SRF) loan and Proposition 84 Grant Loan payments will be reimbursed through Water Sales Agreement with the Del Puerto Water District (DPWD).

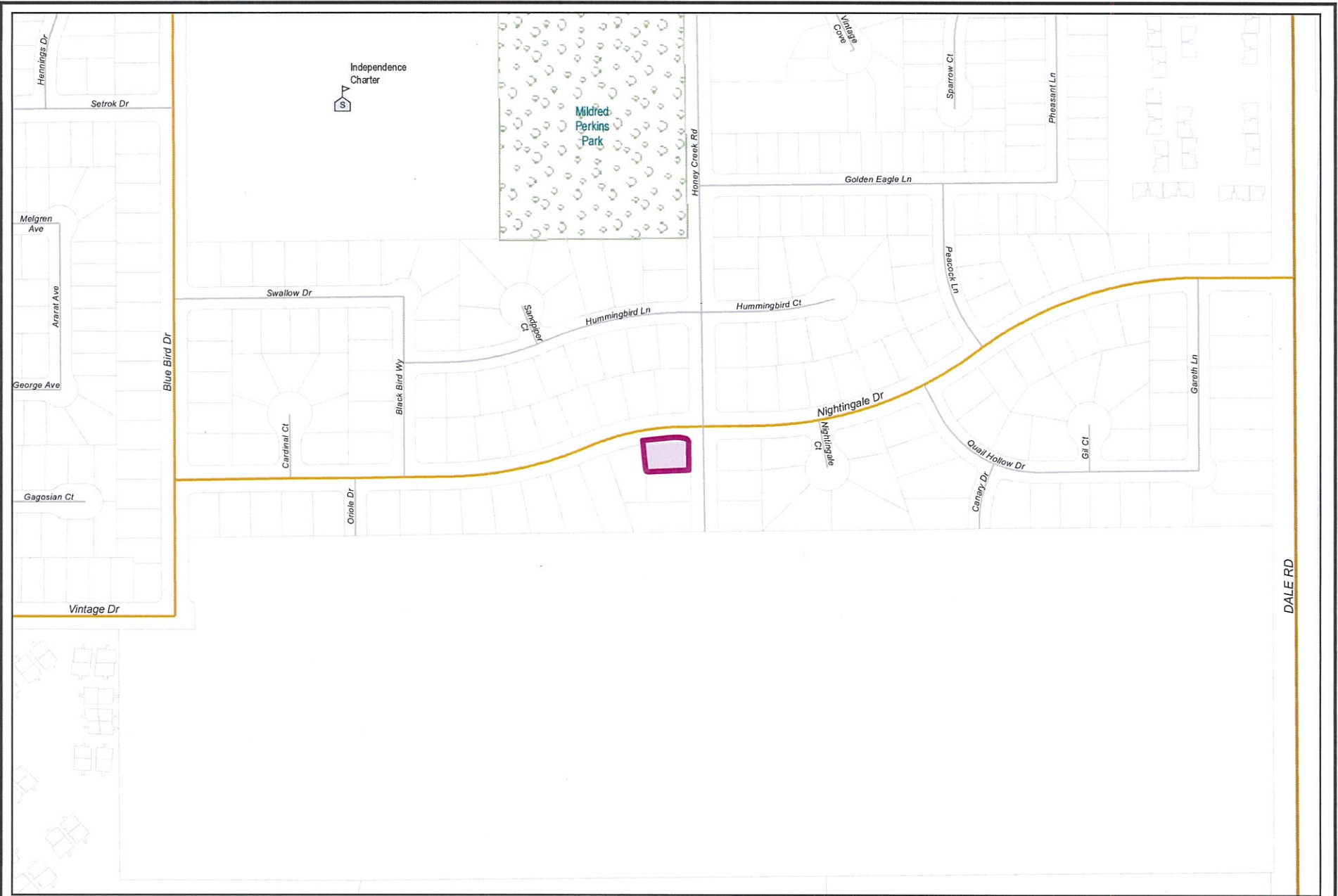
Proj Stat: Project is currently under construction. Projected completion by FY18/19.

Revenues	Budget	Actuals+Commit	Available	Prop. Inc./Dec. for 18-19	Bud + Prop. Incr/Decr	Avail.+ Prop. Incr/Decr	19-20	20-21	21-22	22-23	Total Budgeted up to 2023
42210 Intergov - State - Department of Water Resources	2,117,041	5,889,122	-3,772,081	0	2,117,041	-3,772,081	0	0	0	0	2,117,041
47005 Miscellaneous Revenue	0	2,963	-2,963	0	0	-2,963	0	0	0	0	0
47020 Refunds, Damages, and Cost Recovery	15,000,000	0	15,000,000	0	15,000,000	15,000,000	0	0	0	0	15,000,000
80501 Reserve - Bond Financing	34,773,257	0	34,773,257	0	34,773,257	34,773,257	0	0	0	0	34,773,257
Revenue Totals:	51,890,298	5,892,085	45,998,213	0	51,890,298	45,998,213	0	0	0	0	51,890,298

Expenditures	Budget	Actual+Commit	Available	Prop. Inc./Dec. for 18-19	Budget+Prop. Inc./Dec.	Avail.+Prop. Inc./Dec.	19-20	20-21	21-22	22-23	Total Budgeted up to 2023
CA Construction Admin	408,600	10,959	397,641	0	408,600	397,641	0	0	0	0	408,600
CC Consultant Charges	1,399,809	1,399,428	381	0	1,399,809	381	0	0	0	0	1,399,809
CON Construction	40,896,000	40,896,000	0	0	40,896,000	0	0	0	0	0	40,896,000
CTGY Contingency & CIP	2,652,057	0	2,652,057	0	2,652,057	2,652,057	0	0	0	0	2,652,057
EDA Eng/Design/Admin	6,979,839	6,417,268	562,571	0	6,979,839	562,571	0	0	0	0	6,979,839
LA Land Acquisition	25,000	7,076	17,924	0	25,000	17,924	0	0	0	0	25,000
Expenditure Totals:	52,361,305	48,730,732	3,630,573	0	52,361,305	3,630,573	0	0	0	0	52,361,305

Fund Balance Required	Budget+Prop. Inc./Dec.	Available+Prop. Inc./Dec.
Sewer Operations Fund-4210	471,007	-42,367,640

273



City of Modesto
 Project #: 100523
 UPP - Hahn Lift Station Project



DALE RD

City of Modesto: 2018-23 Capital Improvement Program

UPP - Hahn Lift Station Project

100523

Capital Un-sponsored

Cost Center: 49999 **Category:** Wastewater **Start Date:** 2010
Hosting Fund: Sewer Operations Fund-4210 **Type Class:** Rehabilitation - Collections **End Date:** 2019
Element Listing: Comm Svcs & Fac **Area:** Within City **Status:** Active
Classification: Improvements **Manager:** Franco, Jesse **Const. Code:** Under Construction

Proj Desc: This project will provide funding to relocate and increase the capacity of the existing Hahn Lift Station. The Hahn Lift Station will be moved from the street to an adjacent City owned property.

Proj Stat: Construction anticipated to be complete by Spring 2018.

Expenditures	Budget	Actual+Commit	Available	Prop. Inc./Dec. for 18-19	Budget+Prop. Inc./Dec.	Avail.+Prop. Inc./Dec.	19-20	20-21	21-22	22-23	Total Budgeted up to 2023
CA Construction Admin	226,176	86,288	139,888	0	226,176	139,888	0	0	0	0	226,176
CON Construction	1,925,000	1,925,000	0	0	1,925,000	0	0	0	0	0	1,925,000
CTGY-CIP Contingency-CIP	288,750	77,000	211,750	0	288,750	211,750	0	0	0	0	288,750
EDA Eng/Design/Admin	262,473	257,510	4,963	0	262,473	4,963	0	0	0	0	262,473
Expenditure Totals:	2,702,399	2,345,798	356,601	0	2,702,399	356,601	0	0	0	0	2,702,399

Fund Balance Required	Budget+Prop. Inc./Dec.	Available+Prop. Inc./Dec.
Sewer Operations Fund-4210	2,702,399	356,601

MAP IS
CURRENTLY
UNAVAILABLE

City of Modesto: 2018-23 Capital Improvement Program

UPP - Emerald Sewer Trunk Relief Project (100522)

100525

Capital Un-sponsored


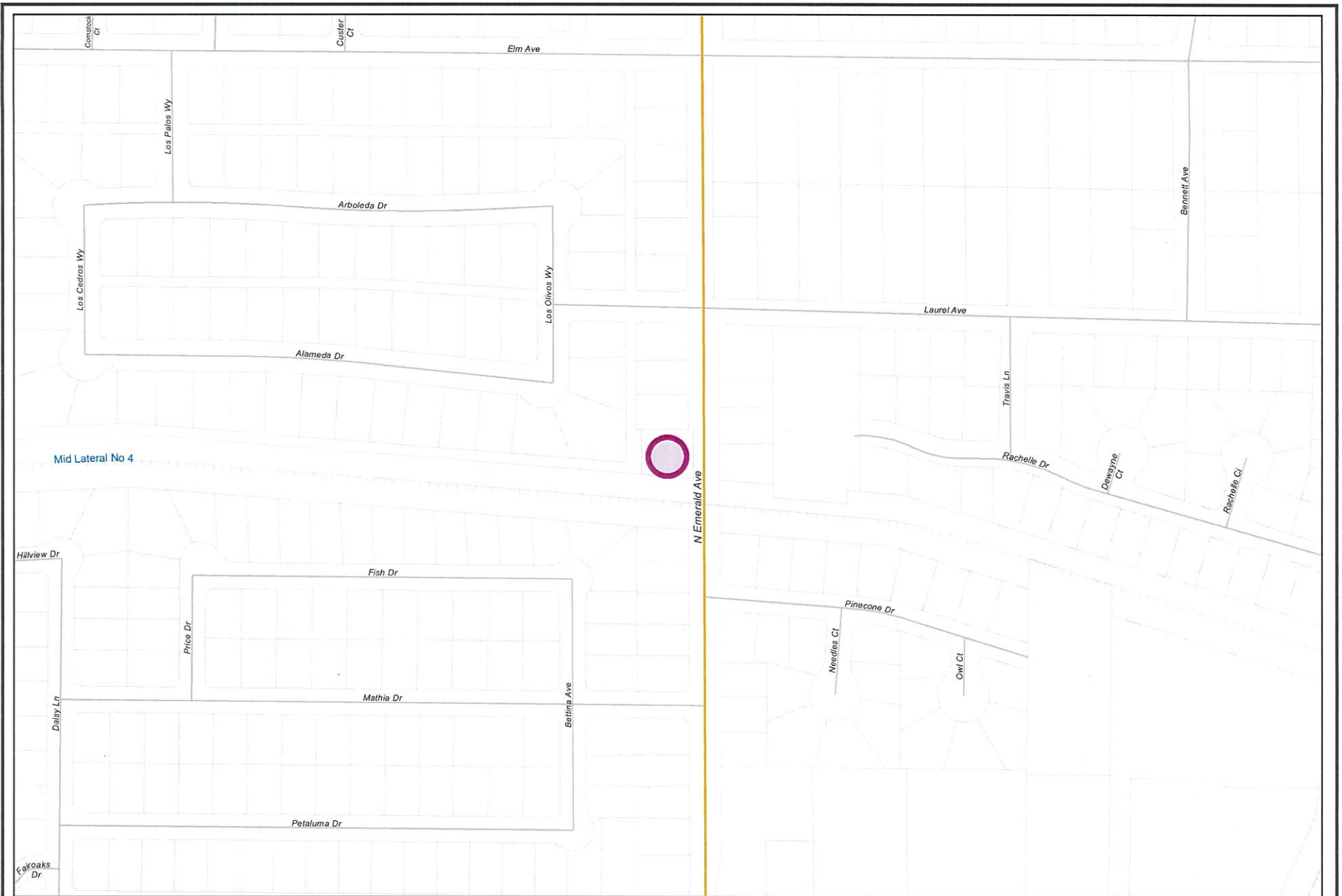
<i>Cost Center:</i> 49999	<i>Category:</i> Wastewater	<i>Start Date:</i> 2008
<i>Hosting Fund:</i> Sewer Operations Fund-4210	<i>Type Class:</i> Expansion	<i>End Date:</i> 2017
<i>Element Listing:</i> Comm Svcs & Fac	<i>Area:</i> Within City	<i>Status:</i> Closed
<i>Classification:</i> Improvements	<i>Manager:</i> Franco, Jesse	<i>Const. Code:</i> Construction Completed

Proj Desc: This project is to provide funding for the project formerly identified as the Carpenter Relief Trunk in the Wastewater Master Plan. It was recently renamed to accurately reflect the actual pipe alignment. In order to reduce surcharging and the threat of sewer overflow in the Emerald Trunk, this project will be constructed to divert flow from Emerald Trunk upstream of Kansas

Proj Stat: Construction has been completed and accepted. Project is under one-year warranty period. To be closed by end of FY 16-17.

Expenditures	Budget	Actual+Commit	Available	Prop. Inc./Dec. for 18-19	Budget+Prop. Inc./Dec.	Avail.+Prop. Inc./Dec.	19-20	20-21	21-22	22-23	Total Budgeted up to 2023
CA Construction Admin	948,967	948,978	-11	0	948,967	-11	0	0	0	0	948,967
CCF City Construct Force	25,000	14,596	10,404	0	25,000	10,404	0	0	0	0	25,000
CON Construction	5,997,119	5,995,384	1,735	0	5,997,119	1,735	0	0	0	0	5,997,119
CTGY Constingency - CIP	156,867	63,954	92,913	0	156,867	92,913	0	0	0	0	156,867
EDA Eng/Design/Admin	1,372,762	1,351,971	20,791	0	1,372,762	20,791	0	0	0	0	1,372,762
Expenditure Totals:	8,500,715	8,374,884	125,831	0	8,500,715	125,831	0	0	0	0	8,500,715

Fund Balance Required	Budget+Prop. Inc./Dec.	Available+Prop. Inc./Dec.
Sewer Operations Fund-4210	8,500,715	125,831



City of Modesto
 Project #: 100529
 UPP - Emerald Lift Station (100514)



City of Modesto: 2018-23 Capital Improvement Program

UPP - Emerald Lift Station (100514)

100529

Capital Un-sponsored

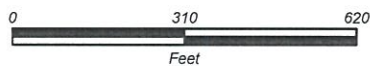
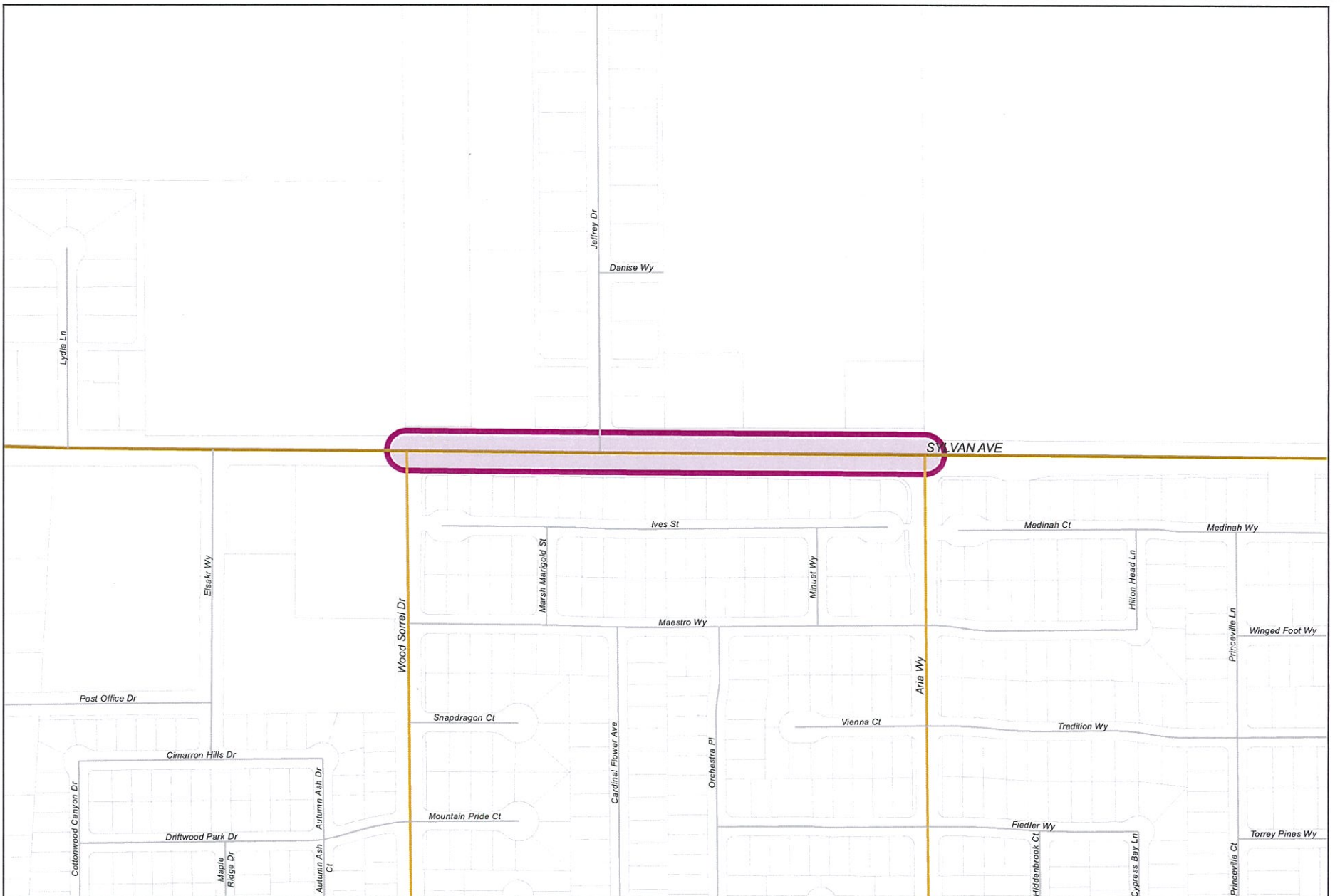
<i>Cost Center:</i> 49999	<i>Category:</i> Wastewater	<i>Start Date:</i> 2009
<i>Hosting Fund:</i> Sewer Operations Fund-4210	<i>Type Class:</i> Rehabilitation - Collections	<i>End Date:</i> 2017
<i>Element Listing:</i> Comm Svcs & Fac	<i>Area:</i> Within City	<i>Status:</i> Active
<i>Classification:</i> Improvements	<i>Manager:</i> Franco, Jesse	<i>Const. Code:</i> To be Closed

Proj Desc: This project will provide funding for the rehabilitation of the Emerald Lift Station as identified in the Wastewater Master Plan. The lift station is over 50 years old, and needs to be rehabilitated to accommodate current and future flows.

Proj Stat: Construction complete. Accepted by Council on 2/14/17, and enter into one-year warranty period. To be closed by end of FY 17-18.

Expenditures	Budget	Actual+Commit	Available	Prop. Inc./Dec. for 18-19	Budget+Prop. Inc./Dec.	Avail.+Prop. Inc./Dec.	19-20	20-21	21-22	22-23	Total Budgeted up to 2023
CA Construction Admin	390,848	387,925	2,923	0	390,848	2,923	0	0	0	0	390,848
CON Construction	2,690,481	2,690,480	1	0	2,690,481	1	0	0	0	0	2,690,481
CTGY Contingency - CIP	409,881	409,881	0	0	409,881	0	0	0	0	0	409,881
EDA Eng/Design/Admin	550,169	530,724	19,445	0	550,169	19,445	0	0	0	0	550,169
Expenditure Totals:	4,041,379	4,019,010	22,369	0	4,041,379	22,369	0	0	0	0	4,041,379

Fund Balance Required	Budget+Prop. Inc./Dec.	Available+Prop. Inc./Dec.
Sewer Operations Fund-4210	4,041,379	22,369



City of Modesto

Project #: 100533

UPP - Sonoma Trunk Extension (100530)



City of Modesto: 2018-23 Capital Improvement Program

UPP - Sonoma Trunk Extension (100530)

100533

Capital Un-sponsored

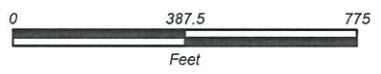
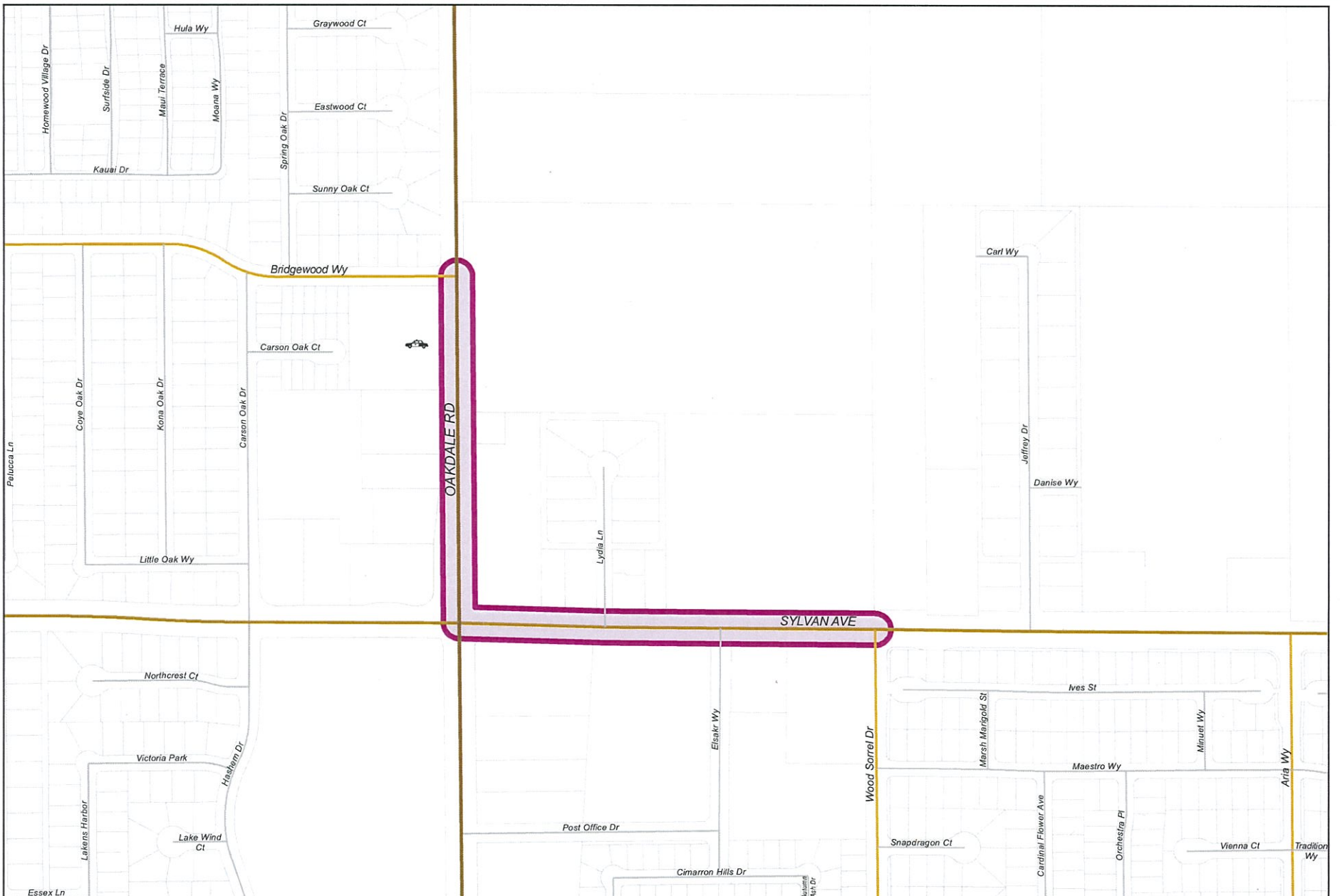
<i>Cost Center:</i> 49999	<i>Category:</i> Wastewater	<i>Start Date:</i> 2009
<i>Hosting Fund:</i> Sewer Operations Fund-4210	<i>Type Class:</i> Expansion	<i>End Date:</i> 2019
<i>Element Listing:</i> Comm Svcs & Fac	<i>Area:</i> Within City	<i>Status:</i> Active
<i>Classification:</i> Improvements	<i>Manager:</i> Franco, Jesse	<i>Const. Code:</i> Not Awarded

Proj Desc: This project will provide funding for the extension of the Sonoma Trunk SO-1 as identified in the Wastewater Master Plan. The proposed improvement, 27" sewer from Sylvan Avenue to South of Mable Avenue, is to serve future development.

Proj Stat: This project is to be designed for the Tivoli project. Construction anticipated summer 2018.

Expenditures	Budget	Actual+Commit	Available	Prop. Inc./Dec. for 18-19	Budget+Prop. Inc./Dec.	Avail.+Prop. Inc./Dec.	19-20	20-21	21-22	22-23	Total Budgeted up to 2023
CA Construction Admin	145,800	0	145,800	0	145,800	145,800	0	0	0	0	145,800
CON Construction	1,215,000	0	1,215,000	0	1,215,000	1,215,000	0	0	0	0	1,215,000
CTGY-CIP Contingency - CIP	121,500	0	121,500	0	121,500	121,500	0	0	0	0	121,500
EDA Eng/Design/Admin	288,494	167,435	121,059	0	288,494	121,059	0	0	0	0	288,494
ENV CIP Environmental	5,000	0	5,000	0	5,000	5,000	0	0	0	0	5,000
Expenditure Totals:	1,775,794	167,435	1,608,359	0	1,775,794	1,608,359	0	0	0	0	1,775,794

Fund Balance Required	Budget+Prop. Inc./Dec.	Available+Prop. Inc./Dec.
Sewer Operations Fund-4210	1,775,794	1,608,359



City of Modesto

Project #: 100534

UPP - New Tivoli Sewer Main to Sonoma Trunk



City of Modesto: 2018-23 Capital Improvement Program

UPP - New Tivoli Sewer Main to Sonoma Trunk

100534

Capital Un-sponsored

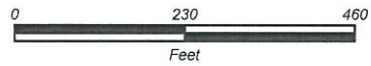
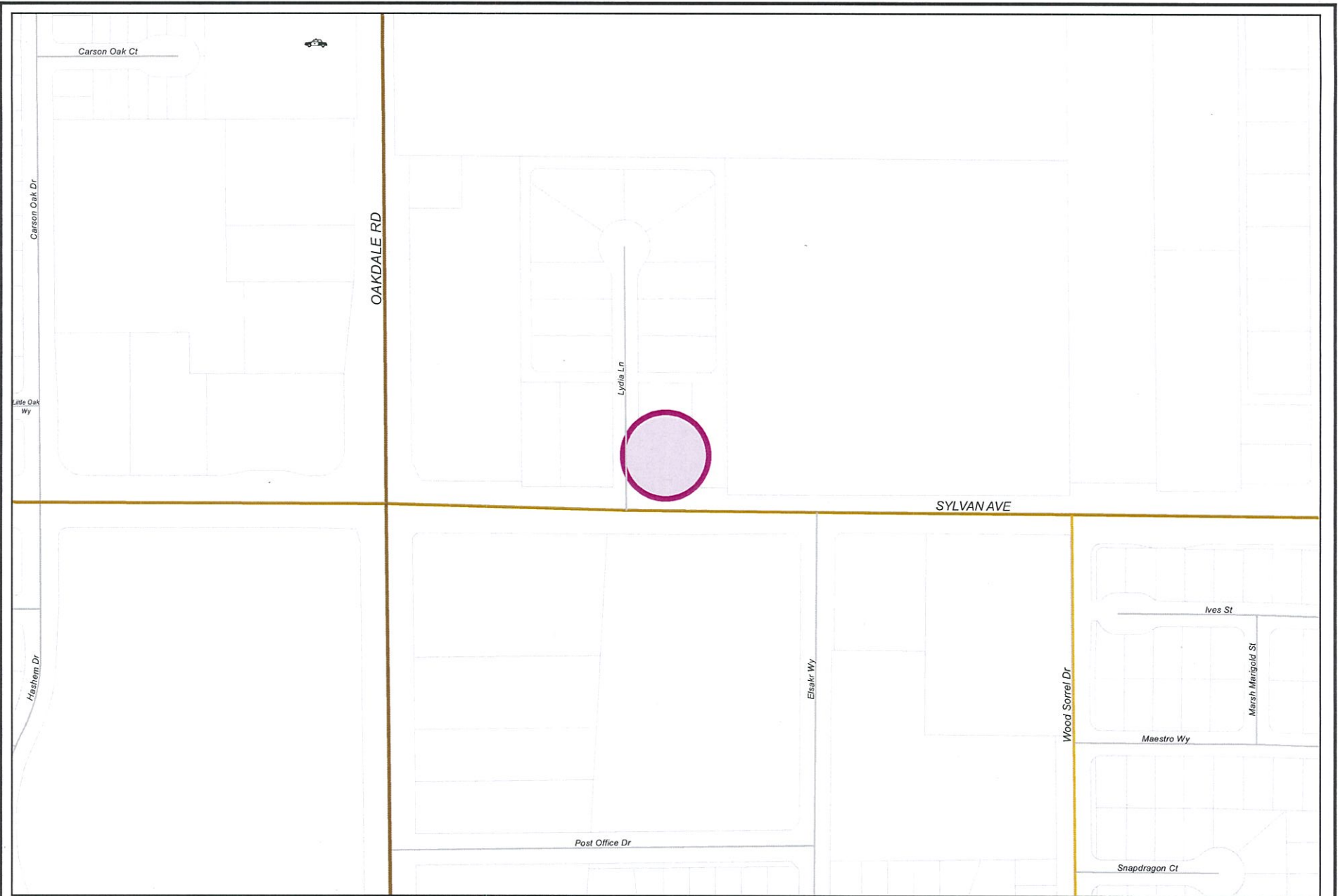
<i>Cost Center:</i> 49999	<i>Category:</i> Wastewater	<i>Start Date:</i> 2014
<i>Hosting Fund:</i> Sewer Operations Fund-4210	<i>Type Class:</i> Expansion	<i>End Date:</i> 2019
<i>Element Listing:</i> Comm Svcs & Fac	<i>Area:</i> Within City	<i>Status:</i> Active
<i>Classification:</i> Improvements	<i>Manager:</i> Franco, Jesse	<i>Const. Code:</i> Not Awarded

Proj Desc: This project will provide funding for sewer mains on Oakdale Road and Sylvan to the Sonoma Trunk. The proposed sewer mains will serve existing and future development.

Proj Stat: Design is currently being prepared in conjunction with the Sonoma Trunk and Lift Station design. Sewer main to be connected to proposed lift station (100535).

Expenditures	Budget	Actual+Commit	Available	Prop. Inc./Dec. for 18-19	Budget+Prop. Inc./Dec.	Avail.+Prop. Inc./Dec.	19-20	20-21	21-22	22-23	Total Budgeted up to 2023
CA Construction Admin	48,889	0	48,889	0	48,889	48,889	0	0	0	0	48,889
CON Construction	407,407	0	407,407	0	407,407	407,407	0	0	0	0	407,407
CTGY-CIP Contingency - CIP	40,741	0	40,741	0	40,741	40,741	0	0	0	0	40,741
EDA Eng/Design/Admin	52,963	37,709	15,254	0	52,963	15,254	0	0	0	0	52,963
Expenditure Totals:	550,000	37,709	512,291	0	550,000	512,291	0	0	0	0	550,000

Fund Balance Required	Budget+Prop. Inc./Dec.	Available+Prop. Inc./Dec.
Sewer Operations Fund-4210	550,000	512,291



City of Modesto

Project #: 100535

UPP - Sonoma Trunk Extension Lift Station (100530)



City of Modesto: 2018-23 Capital Improvement Program

UPP - Sonoma Trunk Extension Lift Station (100530)

100535

Capital Un-sponsored

<i>Cost Center:</i> 49999	<i>Category:</i> Wastewater	<i>Start Date:</i> 2009
<i>Hosting Fund:</i> Sewer Operations Fund-4210	<i>Type Class:</i> Rehabilitation - Collections	<i>End Date:</i> 2019
<i>Element Listing:</i> Comm Svcs & Fac	<i>Area:</i> Within City	<i>Status:</i> Active
<i>Classification:</i> Improvements	<i>Manager:</i> Franco, Jesse	<i>Const. Code:</i> Not Awarded

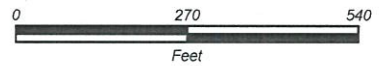
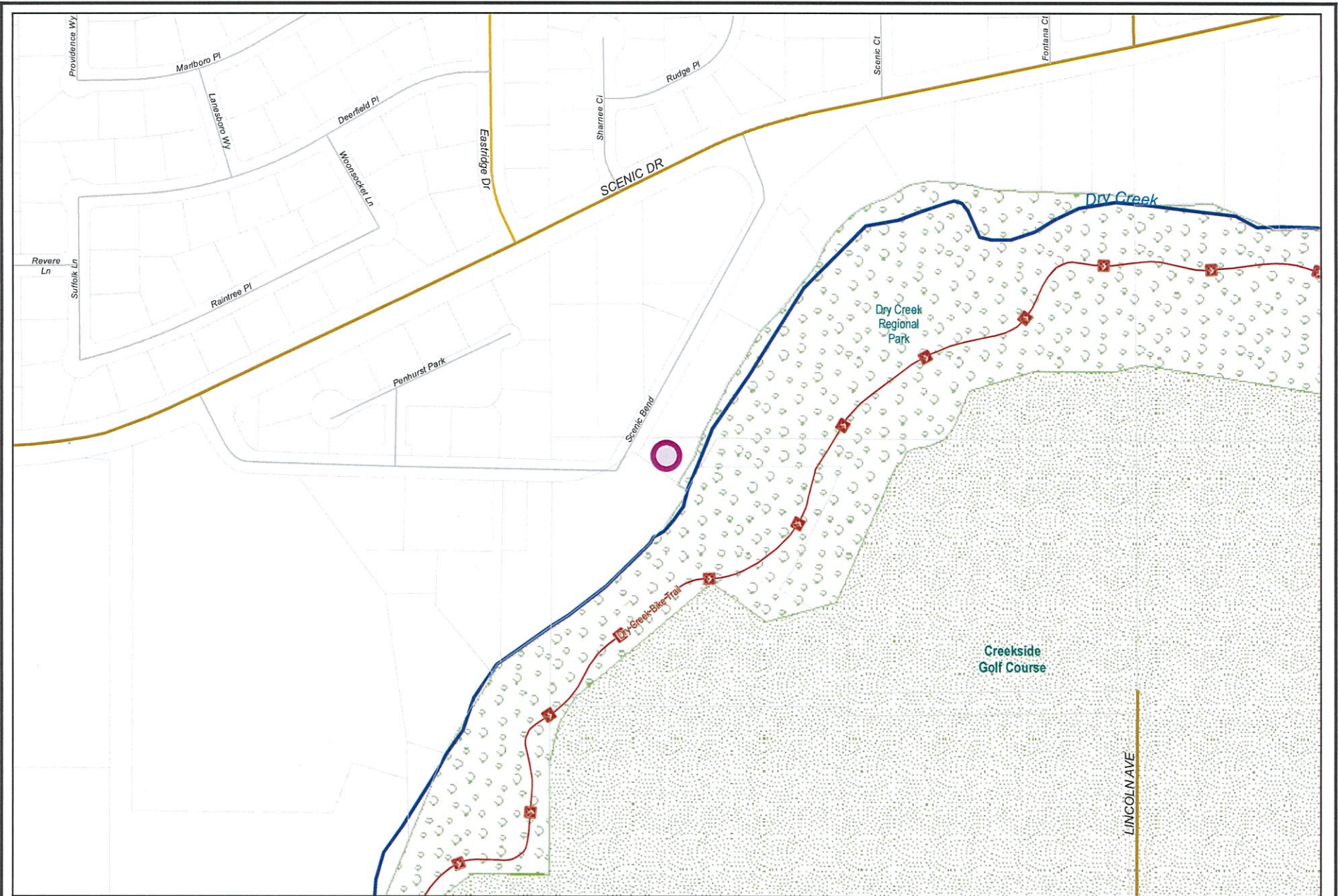
Proj Desc: This project will provide funding the Sonoma Trunk Lift Station as identified in the Wastewater Master Plan. A lift station near Sylvan Avenue to pump wastewater into the Sonoma Trunk is necessary due to the Sonoma Trunk being shallow at Sylvan Avenue. Project will include lift station and force main.

Proj Stat: This project to be designed for the Tivoli project. Construction anticipated spring 2018.

Revenues	Budget	Actuals+Commit	Available	Prop. Inc./Dec. for 18-19	Bud + Prop. Incr/Decr	Avail.+ Prop. Incr/Decr	19-20	20-21	21-22	22-23	Total Budgeted up to 2023
46020 Building/Room Rental - Other	0	6,745	-6,745	0	0	-6,745	0	0	0	0	0
Revenue Totals:	0	6,745	-6,745	0	0	-6,745	0	0	0	0	0

Expenditures	Budget	Actual+Commit	Available	Prop. Inc./Dec. for 18-19	Budget+Prop. Inc./Dec.	Avail.+Prop. Inc./Dec.	19-20	20-21	21-22	22-23	Total Budgeted up to 2023
CA Construction Admin	176,400	6	176,394	0	176,400	176,394	0	0	0	0	176,400
CON Construction	1,262,000	0	1,262,000	0	1,262,000	1,262,000	0	0	0	0	1,262,000
CTGY-CIP Contingency - CUO	147,000	0	147,000	0	147,000	147,000	0	0	0	0	147,000
EDA Eng/Design/Admin	259,098	157,577	101,521	0	259,098	101,521	0	0	0	0	259,098
ENV CIP Environmental	15,000	0	15,000	0	15,000	15,000	0	0	0	0	15,000
LA Land Acquisition	358,000	357,723	277	0	358,000	277	0	0	0	0	358,000
Expenditure Totals:	2,217,498	515,305	1,702,192	0	2,217,498	1,702,192	0	0	0	0	2,217,498

Fund Balance Required	Budget+Prop. Inc./Dec.	Available+Prop. Inc./Dec.
Sewer Operations Fund-4210	2,217,498	1,708,937



City of Modesto

Project #: 100537

UPP - Scenic Sewer Lift Station



City of Modesto: 2018-23 Capital Improvement Program

UPP - Scenic Sewer Lift Station

100537

Capital Un-sponsored

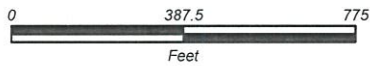
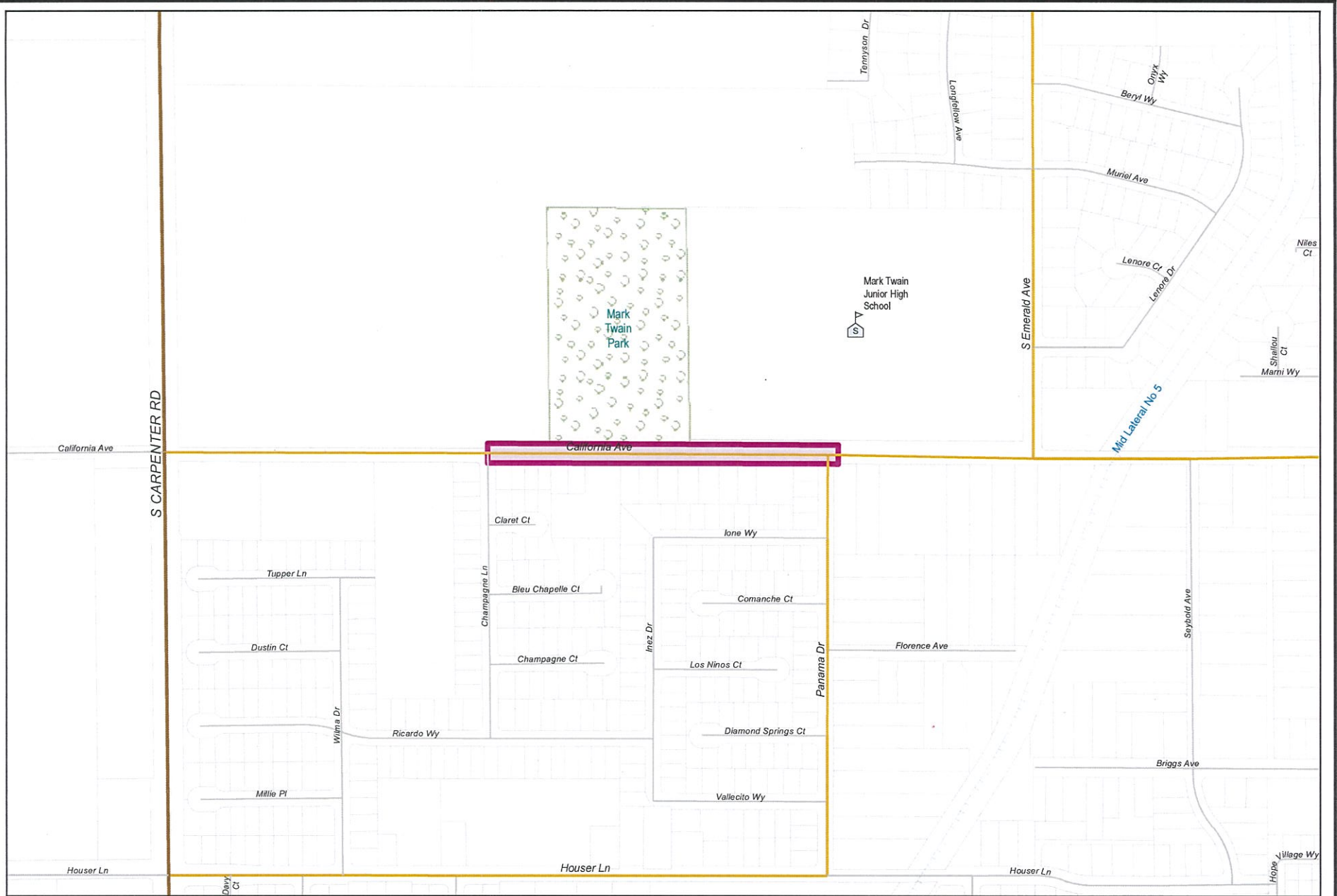
<i>Cost Center:</i> 49999	<i>Category:</i> Wastewater	<i>Start Date:</i> 2005
<i>Hosting Fund:</i> Sewer Operations Fund-4210	<i>Type Class:</i> Wastewater Utility	<i>End Date:</i> 2016
<i>Element Listing:</i> Comm Svcs & Fac	<i>Area:</i> Within City	<i>Status:</i> Active
<i>Classification:</i> Improvements	<i>Manager:</i> Franco, Jesse	<i>Const. Code:</i> To be Closed

Proj Desc: This project provides funding for replacement of deteriorating pumps, valves, piping, and electrical control gear. This lift station will require capacity expansion due to increased neighborhood flows and conversion from dry-pit type to submersible type lift station, which will eliminate unsafe confined space entry conditions. New development will contribute proportional share costs to this project, which will be identified through sewer capacity studies.

Proj Stat: Construction has been completed. To be closed by end of FY 16-17.

Expenditures	Budget	Actual+Commit	Available	Prop. Inc./Dec. for 18-19	Budget+Prop. Inc./Dec.	Avail.+Prop. Inc./Dec.	19-20	20-21	21-22	22-23	Total Budgeted up to 2023
CA Construction Admin	238,229	202,635	35,594	0	238,229	35,594	0	0	0	0	238,229
CON Construction	1,575,345	1,575,344	1	0	1,575,345	1	0	0	0	0	1,575,345
CTGY Contingency - CIP	157,535	111,340	46,195	0	157,535	46,195	0	0	0	0	157,535
EDA Eng/Design/Admin	329,814	306,940	22,874	0	329,814	22,874	0	0	0	0	329,814
Expenditure Totals:	2,300,923	2,196,259	104,664	0	2,300,923	104,664	0	0	0	0	2,300,923

Fund Balance Required	Budget+Prop. Inc./Dec.	Available+Prop. Inc./Dec.
Sewer Operations Fund-4210	2,300,923	104,664



City of Modesto
 Project #: 100640
 UPP - Emerald Sub-trunk



City of Modesto: 2018-23 Capital Improvement Program

UPP - Emerald Sub-trunk

100640

Capital Un-sponsored

<i>Cost Center:</i> 49999	<i>Category:</i> Wastewater	<i>Start Date:</i> 2014
<i>Hosting Fund:</i> Sewer Operations Fund-4210	<i>Type Class:</i> Wastewater Utility	<i>End Date:</i> 2020
<i>Element Listing:</i> Comm Svcs & Fac	<i>Area:</i> Within City	<i>Status:</i> Active
<i>Classification:</i> Improvements	<i>Manager:</i> Franco, Jesse	<i>Const. Code:</i> New or Future

Proj Desc: This project will provide funding to replace approximately 833-ft of 10-inch diameter sewer trunk with 15-inch diameter pipe on California Avenue, from California Lift Station to the Emerald Trunk. This project is identified as Project E-6 in the Wastewater Master Plan.


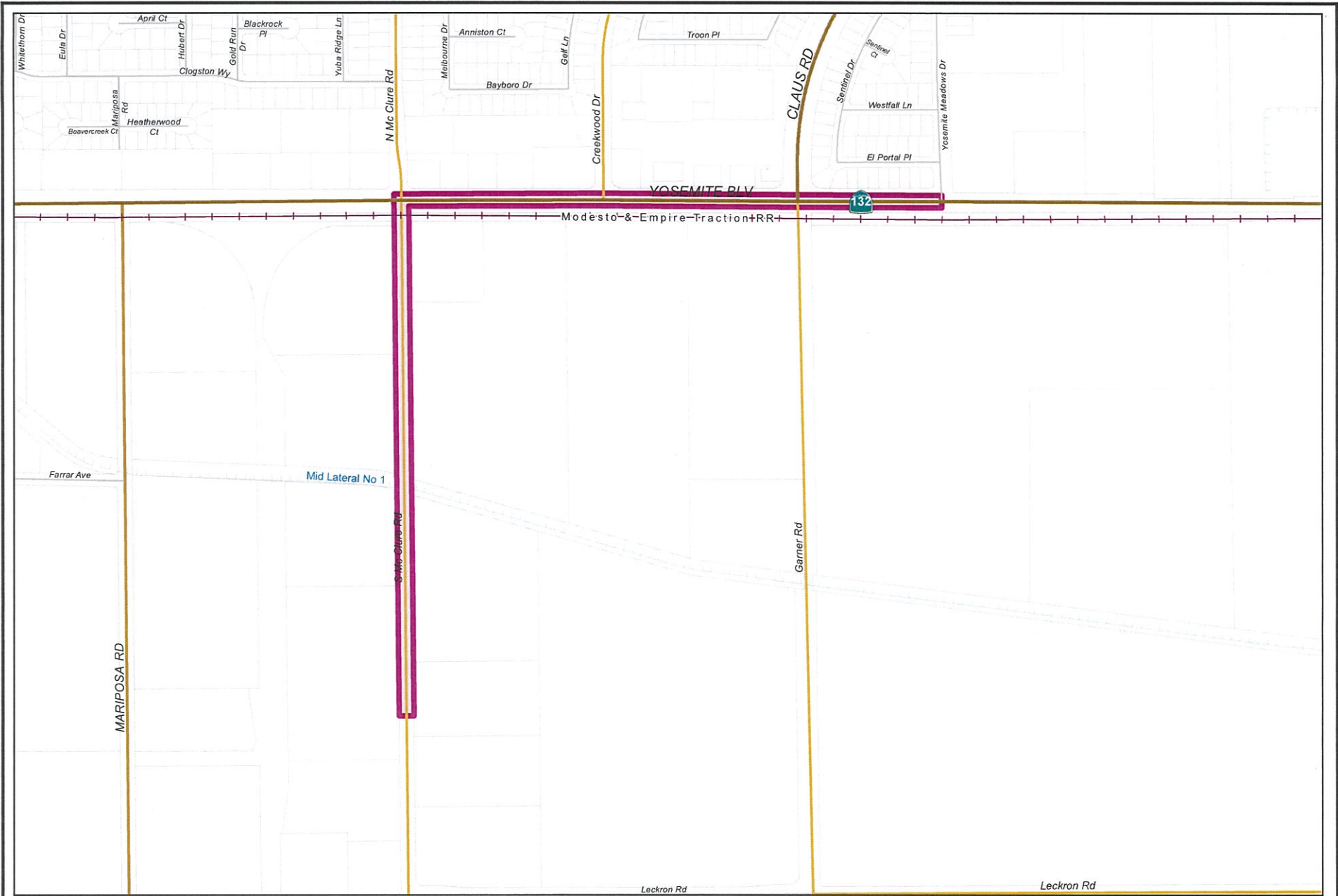
Proj Stat: Project design has been deferred due to reprioritizing of projects. Design to begin in FY18-19. Construction to begin in FY19-20.

Expenditures

	Budget	Actual+Commit	Available	Prop. Inc./Dec. for 18-19	Budget+Prop. Inc./Dec.	Avail.+Prop. Inc./Dec.	19-20	20-21	21-22	22-23	Total Budgeted up to 2023
CA Construction Admin	0	0	0	0	0	0	59,827	0	0	0	59,827
CON Construction	0	0	0	0	0	0	498,560	0	0	0	498,560
CTGY-CIP Contingency - CIP	0	0	0	0	0	0	49,856	0	0	0	49,856
EDA Eng/Design/Admin	2,923	1,087	1,836	0	2,923	1,836	52,957	0	0	0	55,880
Expenditure Totals:	2,923	1,087	1,836	0	2,923	1,836	661,200	0	0	0	664,123

Fund Balance Required

	Budget+Prop. Inc./Dec.	Available+Prop. Inc./Dec.
Sewer Operations Fund-4210	2,923	1,836



City of Modesto

Project #: 100641

UPP - Empire Trunk



City of Modesto: 2018-23 Capital Improvement Program

UPP - Empire Trunk

100641

Capital Un-sponsored

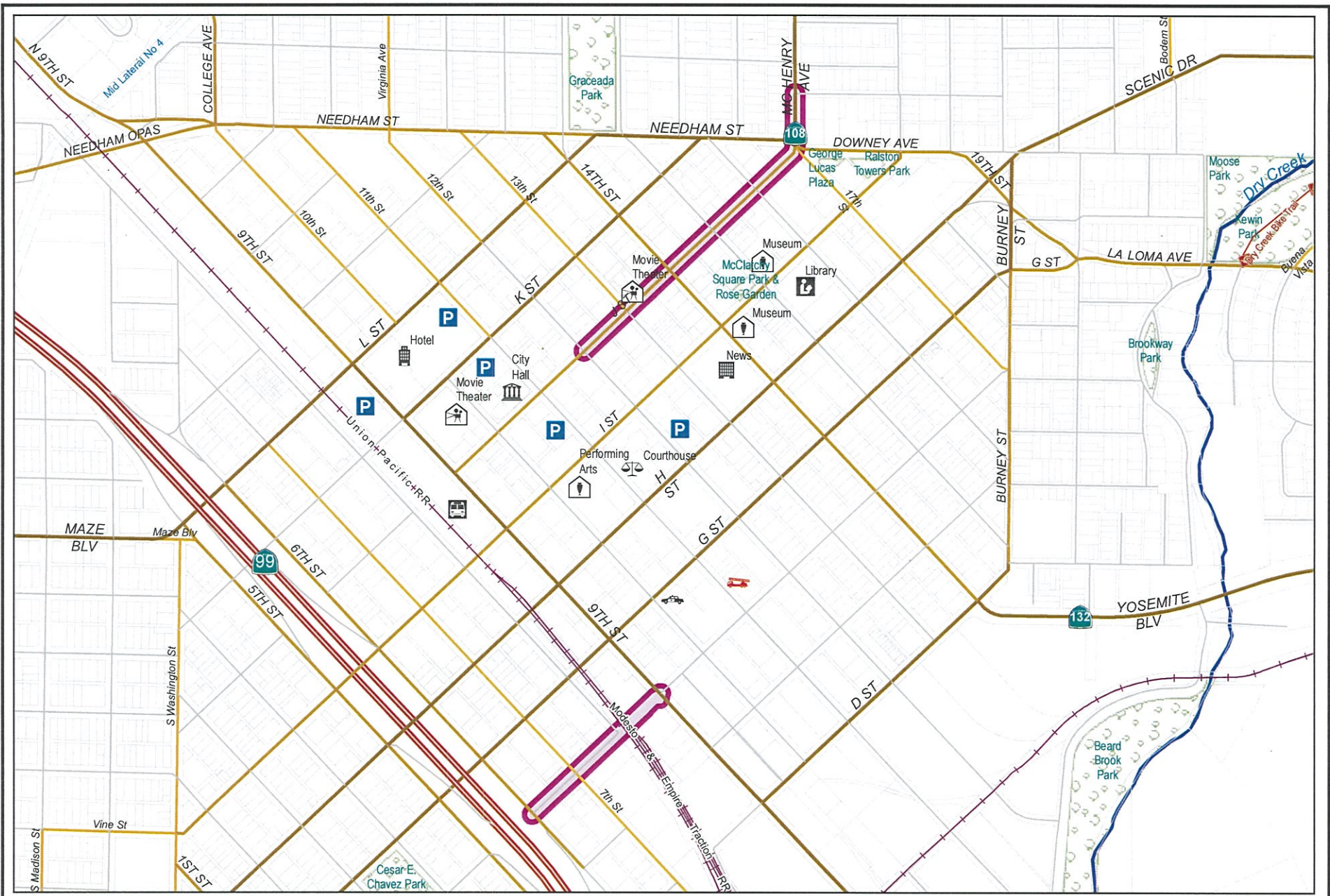
<i>Cost Center:</i> 49999	<i>Category:</i> Wastewater	<i>Start Date:</i> 2012
<i>Hosting Fund:</i> Sewer Operations Fund-4210	<i>Type Class:</i> Wastewater Utility	<i>End Date:</i> 2019
<i>Element Listing:</i> Comm Svcs & Fac	<i>Area:</i> Within City	<i>Status:</i> Active
<i>Classification:</i> Improvements	<i>Manager:</i> Franco, Jesse	<i>Const. Code:</i> Not Awarded

Proj Desc: This project will provide funding to replace approximately 5,024 of 10-inch diameter sewer trunk with 15-inch diameter pipe. The existing 10-inch diameter sewer trunk flows west from Empire along Yosemite Boulevard, then south on McClure Road before reaching the River Trunk. This project is identified as Project EM-1 in the Wastewater Master Plan.

Proj Stat: Phase construction to begin early 2016. Phase 1 to be installed by Beard Land through reimbursement agreement. Phase 2 to be bid and constructed in fall FY 18/19.

Expenditures	Budget	Actual+Commit	Available	Prop. Inc./Dec. for 18-19	Budget+Prop. Inc./Dec.	Avail.+Prop. Inc./Dec.	19-20	20-21	21-22	22-23	Total Budgeted up to 2023
CA Construction Admin	221,125	25,359	195,766	0	221,125	195,766	0	0	0	0	221,125
CCF City Construct Forc	5,000	0	5,000	0	5,000	5,000	0	0	0	0	5,000
CON Construction	1,807,578	0	1,807,578	0	1,807,578	1,807,578	0	0	0	0	1,807,578
CTGY-CIP Contingency - CIP	179,258	0	179,258	0	179,258	179,258	0	0	0	0	179,258
EDA Eng/Design/Admin	260,707	219,132	41,575	0	260,707	41,575	0	0	0	0	260,707
Expenditure Totals:	2,473,668	244,491	2,229,177	0	2,473,668	2,229,177	0	0	0	0	2,473,668

Fund Balance Required	Budget+Prop. Inc./Dec.	Available+Prop. Inc./Dec.
Sewer Operations Fund-4210	2,473,668	2,229,177



City of Modesto

Project #: 100642

UPP - Downtown Sewer Improvements - F Street and D Street



City of Modesto: 2018-23 Capital Improvement Program

UPP - Downtown Sewer Improvements - F Street and D Street

100642

Capital Un-sponsored


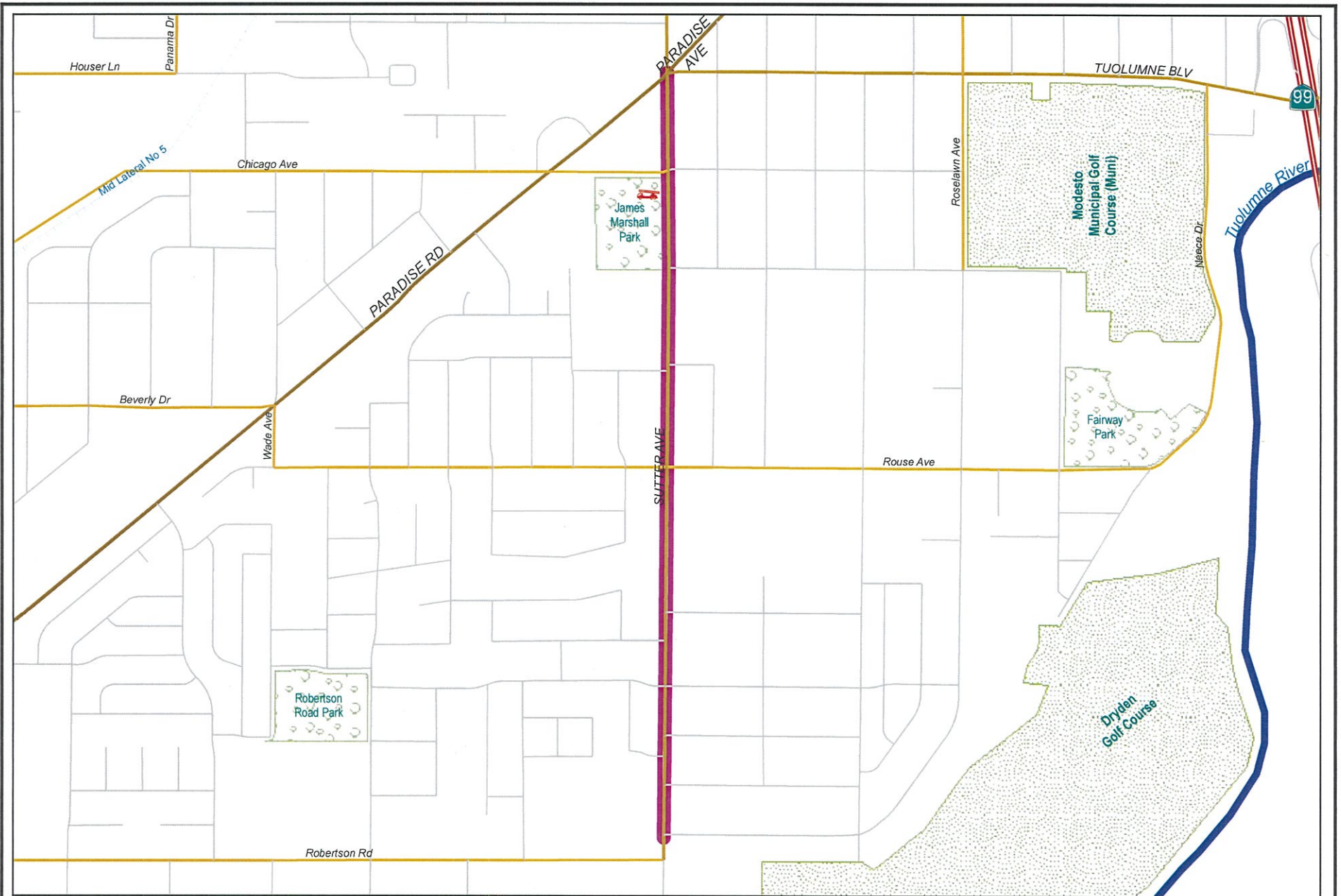
Cost Center: 49999 Category: Wastewater Start Date: 2013
 Hosting Fund: Sewer Operations Fund-4210 Type Class: Wastewater Utility End Date: 2020
 Element Listing: Comm Svcs & Fac Area: Within City Status: Active
 Classification: Improvements Manager: Franco, Jesse Const. Code: Not Awarded

Proj Desc: This project will provide funding to replace the existing sewer main on F Street from 6th Street to Burney Street, as well as improvements to sewer mains connecting to the F Street main. The D Street sewer system will also be realigned to connect to the new F Street main. The Wastewater Master Plan identified improvements to the F Street sewer (DT-5) and D Street sewer (DT-3, DT-4). These improvements are being combined under this project.

Proj Stat: Design is scheduled to begin spring FY17/18. Construction anticipated for FY 18/19.

Expenditures	Budget	Actual+Commit	Available	Prop. Inc./Dec. for 18-19	Budget+Prop. Inc./Dec.	Avail.+Prop. Inc./Dec.	19-20	20-21	21-22	22-23	Total Budgeted up to 2023
CA Construction Admin	0	0	0	0	0	0	129,000	0	0	0	129,000
CON Construction	0	0	0	0	0	0	1,290,000	0	0	0	1,290,000
CTGY Contingency	0	0	0	0	0	0	129,000	0	0	0	129,000
EDA Eng/Design/Admin	200,000	12,025	187,975	0	200,000	187,975	0	0	0	0	200,000
Expenditure Totals:	200,000	12,025	187,975	0	200,000	187,975	1,548,000	0	0	0	1,748,000

Fund Balance Required	Budget+Prop. Inc./Dec.	Available+Prop. Inc./Dec.
Sewer Operations Fund-4210	200,000	187,975



City of Modesto

Project #: 100646

UPP - River Trunk Realignment



City of Modesto: 2018-23 Capital Improvement Program

UPP - River Trunk Realignment

100646

Capital Un-sponsored


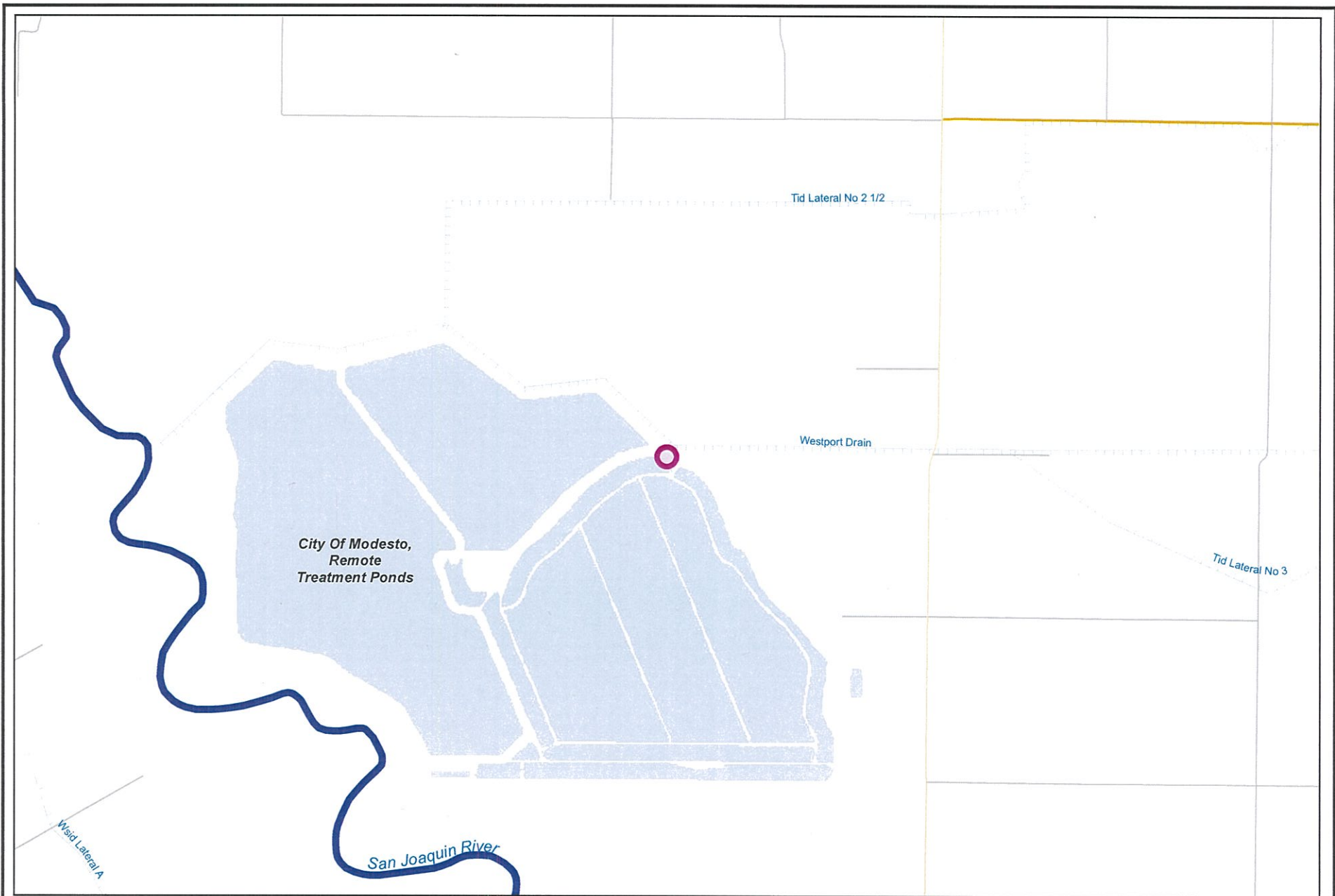
Cost Center: 49999 Category: Wastewater Start Date: 2012
 Hosting Fund: Sewer Operations Fund-4210 Type Class: Wastewater Utility End Date: 2021
 Element Listing: Comm Svcs & Fac Area: Within City Status: Active
 Classification: Improvements Manager: Franco, Jesse Const. Code: Not Awarded

Proj Desc: This project will provide funding to combine Wastewater Master Plan CIPs (Sutter Trunks S-1, S-2, S-3, RV-1) to realign the River Trunk away from the Tuolumne River.

Proj Stat: Final design to begin early 2016 with phased construction. First phase of construction to begin in FY17-18.

Expenditures	Budget	Actual+Commit	Available	Prop. Inc./Dec. for 18-19	Budget+Prop. Inc./Dec.	Avail.+Prop. Inc./Dec.	19-20	20-21	21-22	22-23	Total Budgeted up to 2023
CA Construction Admin	800,000	0	800,000	0	800,000	800,000	2,000,000	0	0	0	2,800,000
CON Construction	9,830,000	0	9,830,000	0	9,830,000	9,830,000	25,000,000	0	0	0	34,830,000
CTGY-CIP Contingency - CIP	800,000	0	800,000	0	800,000	800,000	0	0	0	0	800,000
EDA Eng/Design/Admin	6,554,557	5,644,013	910,544	0	6,554,557	910,544	2,000,000	0	0	0	8,554,557
LA Land Acquisition	185,000	4,000	181,000	0	185,000	181,000	0	0	0	0	185,000
Expenditure Totals:	18,169,557	5,648,013	12,521,544	0	18,169,557	12,521,544	29,000,000	0	0	0	47,169,557

Fund Balance Required	Budget+Prop. Inc./Dec.	Available+Prop. Inc./Dec.
Sewer Operations Fund-4210	18,169,557	12,521,544



City of Modesto

Project #: 100648

UPP - New Jennings WQC Entrance/Exit



City of Modesto: 2018-23 Capital Improvement Program

UPP - New Jennings WQC Entrance/Exit

100648

Capital Un-sponsored

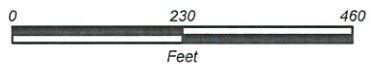
<i>Cost Center:</i> 49999	<i>Category:</i> Wastewater	<i>Start Date:</i> 2013
<i>Hosting Fund:</i> Sewer Operations Fund-4210	<i>Type Class:</i> Wastewater Utility	<i>End Date:</i> 2019
<i>Element Listing:</i> Comm Svcs & Fac	<i>Area:</i> Within City	<i>Status:</i> Active
<i>Classification:</i> Improvements	<i>Manager:</i> Franco, Jesse	<i>Const. Code:</i> Not Awarded

Proj Desc: This project will provide funding for a new entrance into the Jennings Treatment Plant as well as street overlay improvements on Jennings Road from Taylor Road to Monte Vista.

Proj Stat: Design anticipated to be complete Spring 2018. Construction anticipated in Summer 2018.

Expenditures	Budget	Actual+Commit	Available	Prop. Inc./Dec. for 18-19	Budget+Prop. Inc./Dec.	Avail.+Prop. Inc./Dec.	19-20	20-21	21-22	22-23	Total Budgeted up to 2023
CA Construction Admin	49,180	67	49,113	0	49,180	49,113	0	0	0	0	49,180
CON Construction	240,575	0	240,575	250,000	490,575	490,575	0	0	0	0	490,575
CTGY-CIP Contingency - CIP	40,984	0	40,984	0	40,984	40,984	0	0	0	0	40,984
EDA Eng/Design/Admin	234,261	218,775	15,486	25,000	259,261	40,486	0	0	0	0	259,261
Expenditure Totals:	565,000	218,842	346,158	275,000	840,000	621,158	0	0	0	0	840,000

Fund Balance Required	Budget+Prop. Inc./Dec.	Available+Prop. Inc./Dec.
Sewer Operations Fund-4210	840,000	621,158



City of Modesto

Project #: 100678

UPP - Rumble Trunk



City of Modesto: 2018-23 Capital Improvement Program

UPP - Rumble Trunk

100678

Capital Un-sponsored

<i>Cost Center:</i> 49999	<i>Category:</i> Wastewater	<i>Start Date:</i> 2013
<i>Hosting Fund:</i> Sewer Operations Fund-4210	<i>Type Class:</i> Wastewater Utility	<i>End Date:</i> 2019
<i>Element Listing:</i> Comm Svcs & Fac	<i>Area:</i> Within City	<i>Status:</i> Active
<i>Classification:</i> Improvements	<i>Manager:</i> Franco, Jesse	<i>Const. Code:</i> Under Construction

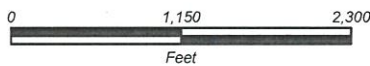
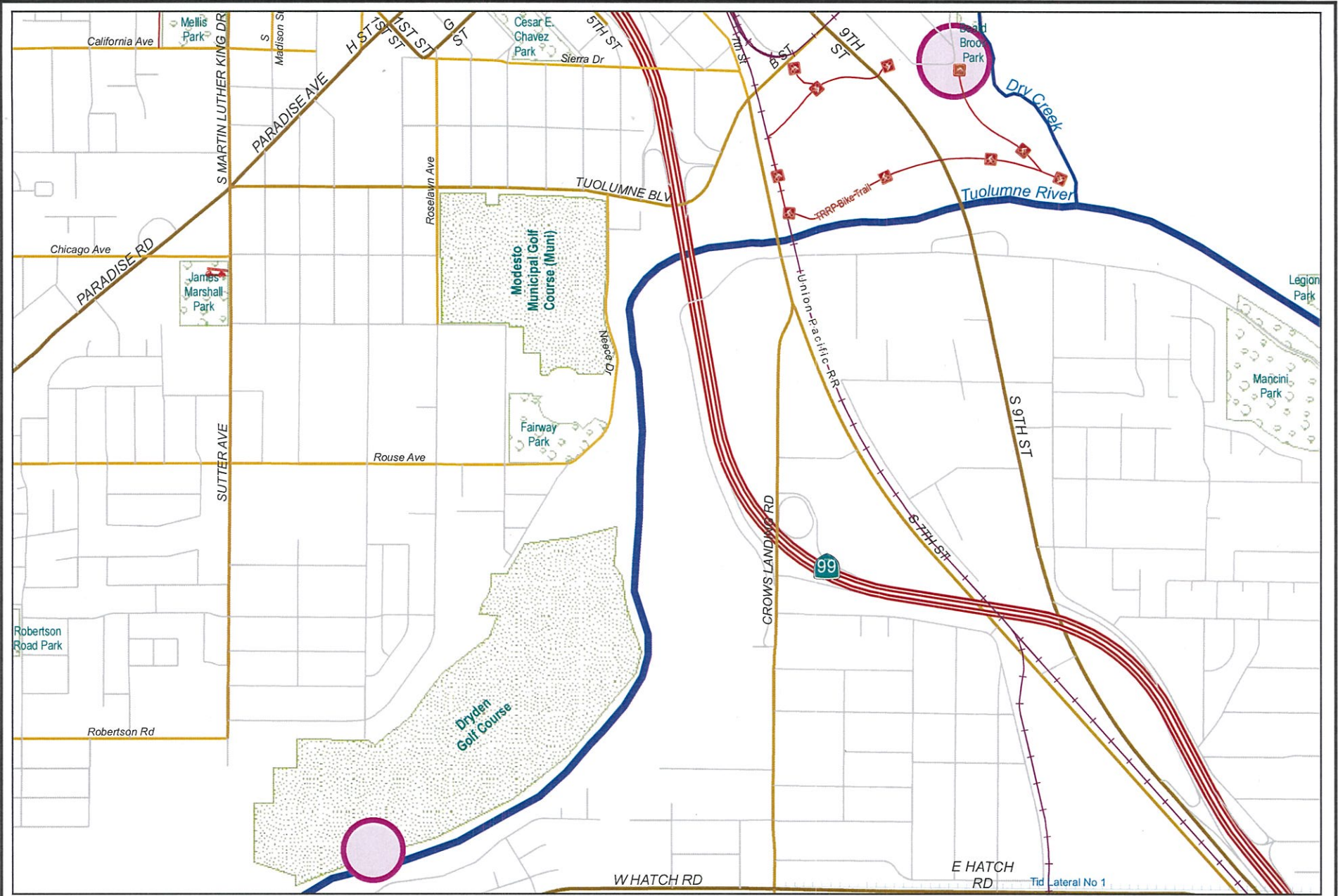
Proj Desc: This project will provide funding to replace approximately 2,753-feet of 21-inch diameter pipe with 24-inch diameter pipe on Claremont Avenue from Worthington Drive to Highgate Road. This project is identified as Project R-1 in the Wastewater Master Plan.

Proj Stat: Construction scheduled for summer 2017. Project to be completed by spring 2018.

Expenditures	Budget	Actual+Commit	Available	Prop. Inc./Dec. for 18-19	Budget+Prop. Inc./Dec.	Avail.+Prop. Inc./Dec.	19-20	20-21	21-22	22-23	Total Budgeted up to 2023
CA Construction Admin	233,464	51,287	182,177	0	233,464	182,177	0	0	0	0	233,464
CCF City Construct Force	60,000	0	60,000	0	60,000	60,000	0	0	0	0	60,000
CON Construction	2,327,287	2,327,287	0	0	2,327,287	0	0	0	0	0	2,327,287
CTGY-CIP Contingency - CIP	232,729	0	232,729	0	232,729	232,729	0	0	0	0	232,729
EDA Eng/Design/Admin	234,227	142,363	91,864	0	234,227	91,864	0	0	0	0	234,227
Expenditure Totals:	3,087,707	2,520,937	566,770	0	3,087,707	566,770	0	0	0	0	3,087,707

Fund Balance Required	Budget+Prop. Inc./Dec.	Available+Prop. Inc./Dec.
Sewer Operations Fund-4210	3,087,707	566,770

299



City of Modesto

Project #: 100679

UTL - Cannery Segregation Diversion Structure



Tid Lateral No 1

City of Modesto: 2018-23 Capital Improvement Program

UTL - Cannery Segregation Diversion Structure

100679

Capital Un-sponsored


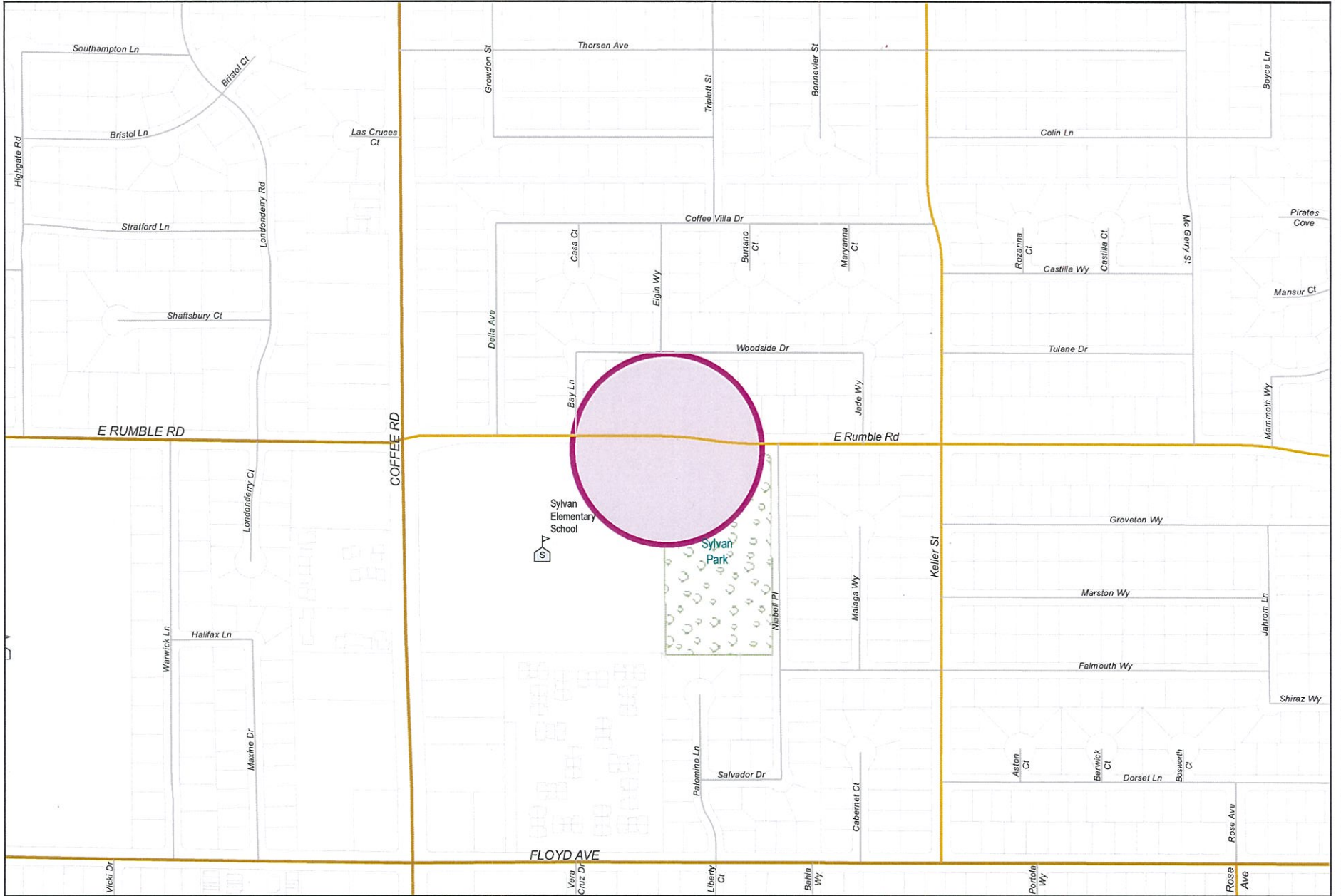
<i>Cost Center:</i> 49999	<i>Category:</i> Wastewater	<i>Start Date:</i> 2013
<i>Hosting Fund:</i> Sewer Operations Fund-4210	<i>Type Class:</i> Wastewater Utility	<i>End Date:</i> 2019
<i>Element Listing:</i> Comm Svcs & Fac	<i>Area:</i> Within City	<i>Status:</i> Active
<i>Classification:</i> Improvements	<i>Manager:</i> Franco, Jesse	<i>Const. Code:</i> Under Construction

Proj Desc: This project will provide funding to install a new diversion structure from the Cannery Segregation Trunk to the River Trunk. The diversion structure will be located on the bluff between Tuolumne Blvd. and 7th Street.

Proj Stat: Construction to be completed by end of FY 17/18.

Expenditures	Budget	Actual+Commit	Available	Prop. Inc./Dec. for 18-19	Budget+Prop. Inc./Dec.	Avail.+Prop. Inc./Dec.	19-20	20-21	21-22	22-23	Total Budgeted up to 2023
CA Construction Admin	155,608	114,413	41,195	0	155,608	41,195	0	0	0	0	155,608
CON Construction	1,290,439	1,290,439	0	0	1,290,439	0	0	0	0	0	1,290,439
CTGY-CIP Contingency - CIP	190,566	89,149	101,417	0	190,566	101,417	0	0	0	0	190,566
EDA Eng/Design/Admin	225,449	234,124	-8,675	0	225,449	-8,675	0	0	0	0	225,449
Expenditure Totals:	1,862,062	1,728,125	133,937	0	1,862,062	133,937	0	0	0	0	1,862,062

Fund Balance Required	Budget+Prop. Inc./Dec.	Available+Prop. Inc./Dec.
Sewer Operations Fund-4210	1,862,062	133,937



City of Modesto
 Project #: 100681
 UPP - Rumble Lift Station



City of Modesto: 2018-23 Capital Improvement Program

UPP - Rumble Lift Station

100681

Capital Un-sponsored

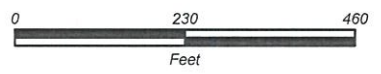
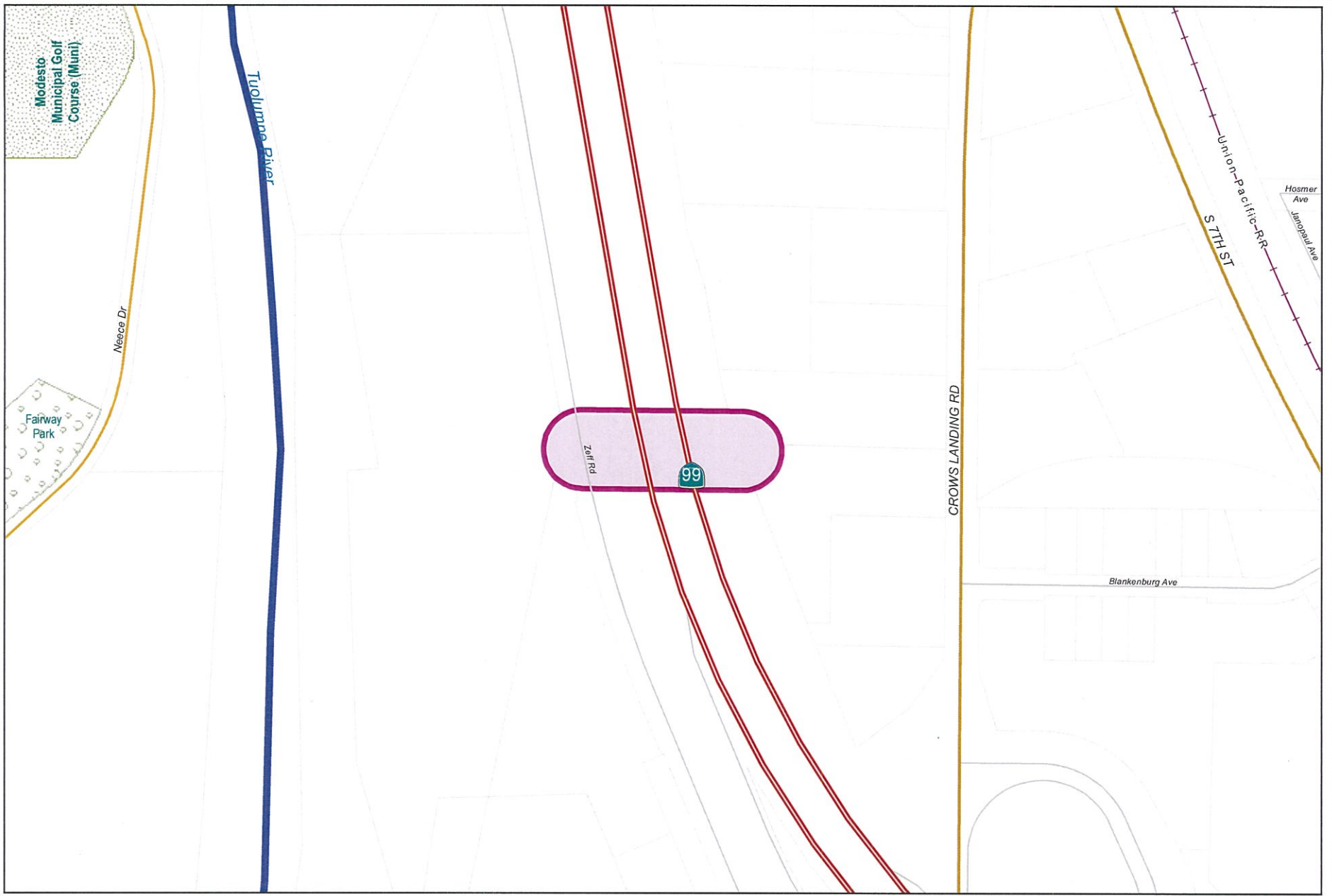
Cost Center: 49999 Category: Wastewater Start Date: 2013
 Hosting Fund: Sewer Operations Fund-4210 Type Class: Wastewater Utility End Date: 2018
 Element Listing: Comm Svcs & Fac Area: Within City Status: Active
 Classification: Improvements Manager: Franco, Jesse Const. Code: Under Construction

Proj Desc: This project will provide funding to upgrade the existing Rumble Lift Station, identified as Lift Station No. 30 in the Wastewater Master Plan, to allow for the firm capacity to increase from 1.4 mgd to 2.0 mgd.

Proj Stat: Construction to be complete by end of FY 17/18.

Expenditures	Budget	Actual+Commit	Available	Prop. Inc./Dec. for 18-19	Budget+Prop. Inc./Dec.	Avail.+Prop. Inc./Dec.	19-20	20-21	21-22	22-23	Total Budgeted up to 2023
CA Construction Admin	219,822	63,158	156,664	0	219,822	156,664	0	0	0	0	219,822
CCF City Construct Force	10,000	174	9,826	0	10,000	9,826	0	0	0	0	10,000
CON Construction	1,821,853	1,019,000	802,853	0	1,821,853	802,853	0	0	0	0	1,821,853
CTGY-CIP Contingency - CIP	183,185	11,262	171,923	0	183,185	171,923	0	0	0	0	183,185
EDA Eng/Design/Admin	238,141	130,095	108,046	0	238,141	108,046	0	0	0	0	238,141
Expenditure Totals:	2,473,001	1,223,689	1,249,312	0	2,473,001	1,249,312	0	0	0	0	2,473,001

Fund Balance Required	Budget+Prop. Inc./Dec.	Available+Prop. Inc./Dec.
Sewer Operations Fund-4210	2,473,001	1,249,312



City of Modesto
 Project #: 100683
 UPP - Ceres Trunk Rehabilitation



City of Modesto: 2018-23 Capital Improvement Program

UPP - Ceres Trunk Rehabilitation

100683

Capital Un-sponsored

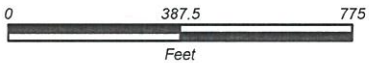
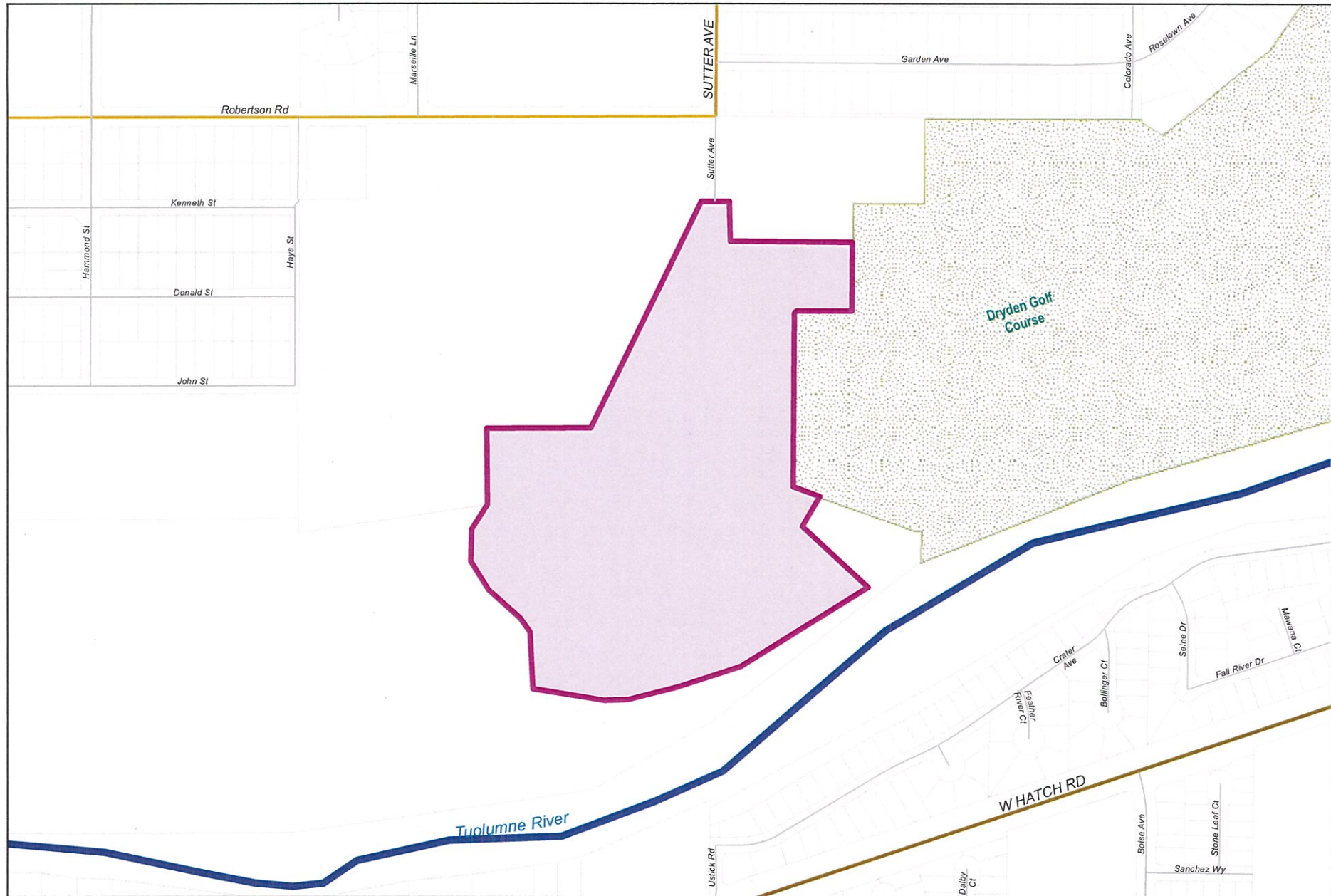
<i>Cost Center:</i> 49999	<i>Category:</i> Wastewater	<i>Start Date:</i> 2013
<i>Hosting Fund:</i> Sewer Operations Fund-4210	<i>Type Class:</i> Wastewater Utility	<i>End Date:</i> 2019
<i>Element Listing:</i> Comm Svcs & Fac	<i>Area:</i> Within City	<i>Status:</i> Active
<i>Classification:</i> Improvements	<i>Manager:</i> Franco, Jesse	<i>Const. Code:</i> Under Construction

Proj Desc: This project will provide funding to construct improvements to the Ceres Trunk as identified in the Wastewater Master Plan. Improvements include rehabilitation of the 18-inch, 21-inch, 24-inch diameter Ceres Trunk (C-1), a new 300-foot, 24-inch diameter redundant trunk line (C-2b) to the Ceres Trunk (C2-a) that crosses Highway 99 near Blankenburg Avenue and Crows Landing Road, and rehabilitation of the existing 24-inch diameter trunk (c-2a).

Proj Stat: Construction to begin spring 2018. Project to be completed by fall 2018.

Expenditures	Budget	Actual+Commit	Available	Prop. Inc./Dec. for 18-19	Budget+Prop. Inc./Dec.	Avail.+Prop. Inc./Dec.	19-20	20-21	21-22	22-23	Total Budgeted up to 2023
CA Construction Admin	574,593	1,675	572,918	0	574,593	572,918	0	0	0	0	574,593
CON Construction	5,743,485	0	5,743,485	0	5,743,485	5,743,485	0	0	0	0	5,743,485
CTGY-CIP Contingency - CIP	459,479	0	459,479	0	459,479	459,479	0	0	0	0	459,479
EDA Eng/Design/Admin	1,057,057	770,038	287,019	0	1,057,057	287,019	0	0	0	0	1,057,057
Expenditure Totals:	7,834,614	771,713	7,062,901	0	7,834,614	7,062,901	0	0	0	0	7,834,614

Fund Balance Required	Budget+Prop. Inc./Dec.	Available+Prop. Inc./Dec.
Sewer Operations Fund-4210	7,834,614	7,062,901



City of Modesto

Project #: 100737

UPP - Headworks Improvements at Sutter Ave WQC



City of Modesto: 2018-23 Capital Improvement Program

UPP - Headworks Improvements at Sutter Ave WQC

100737

Capital Un-sponsored

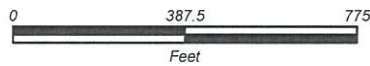
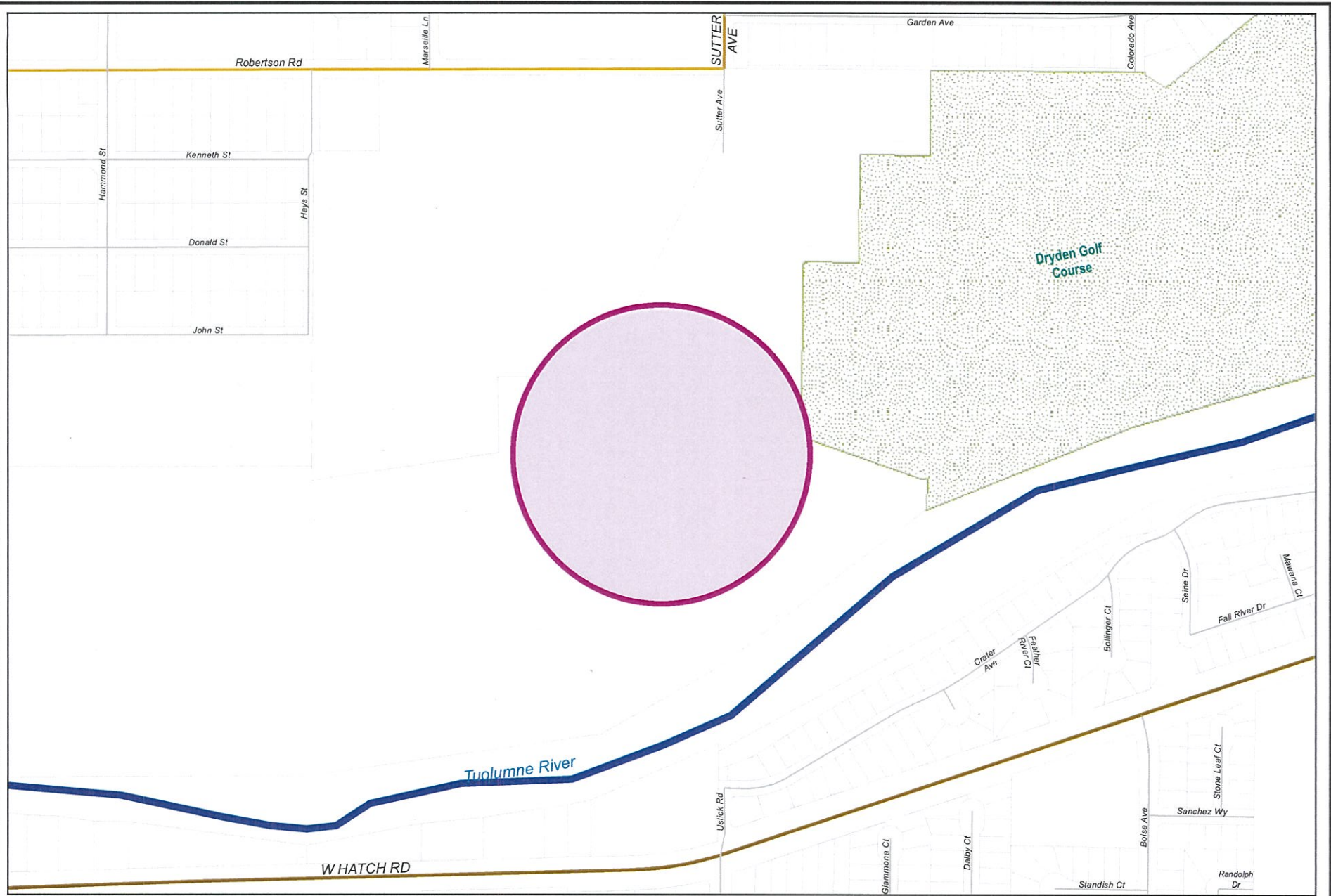
Cost Center: 49999 Category: Wastewater Start Date: 2014
 Hosting Fund: Sewer Operations Fund-4210 Type Class: Wastewater Utility End Date: 2020
 Element Listing: Comm Svcs & Fac Area: Within City Status: Active
 Classification: Improvements Manager: Franco, Jesse Const. Code: Not Awarded

Proj Desc: This project will providing funding to evaluate, design and construct the improvements to the City's existing headworks at the Sutter Wastewater Treatment Plant. The proposed scope of work will include modifications to the existing screens and grit removal improvements. This project was identified in the City's 2007 Wastewater Treatment Master Plan.

Proj Stat: Construction to be begin summer 2018. Project estimated to be completed by end of FY18-19.

Expenditures	Budget	Actual+Commit	Available	Prop. Inc./Dec. for 18-19	Budget+Prop. Inc./Dec.	Avail.+Prop. Inc./Dec.	19-20	20-21	21-22	22-23	Total Budgeted up to 2023
CA Construction Admin	610,012	231	609,781	0	610,012	609,781	0	0	0	0	610,012
CON Construction	4,852,849	0	4,852,849	0	4,852,849	4,852,849	0	0	0	0	4,852,849
CTGY-CIP Contingency - CIP	508,344	0	508,344	0	508,344	508,344	0	0	0	0	508,344
EDA Eng/Design/Admin	1,015,401	1,011,310	4,091	0	1,015,401	4,091	0	0	0	0	1,015,401
Expenditure Totals:	6,986,606	1,011,541	5,975,065	0	6,986,606	5,975,065	0	0	0	0	6,986,606

Fund Balance Required	Budget+Prop. Inc./Dec.	Available+Prop. Inc./Dec.
Sewer Operations Fund-4210	6,986,606	5,975,065



City of Modesto

Project #: 100738

UPP - Sutter Treatment Plant Improvements



City of Modesto: 2018-23 Capital Improvement Program

UPP - Sutter Treatment Plant Improvements

100738

Capital Un-sponsored

<i>Cost Center:</i> 49999	<i>Category:</i> Wastewater	<i>Start Date:</i> 2014
<i>Hosting Fund:</i> Sewer Operations Fund-4210	<i>Type Class:</i> Wastewater Utility	<i>End Date:</i> 2017
<i>Element Listing:</i> Comm Svcs & Fac	<i>Area:</i> Within City	<i>Status:</i> Active
<i>Classification:</i> Improvements	<i>Manager:</i> Franco, Jesse	<i>Const. Code:</i> To be Closed

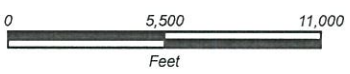
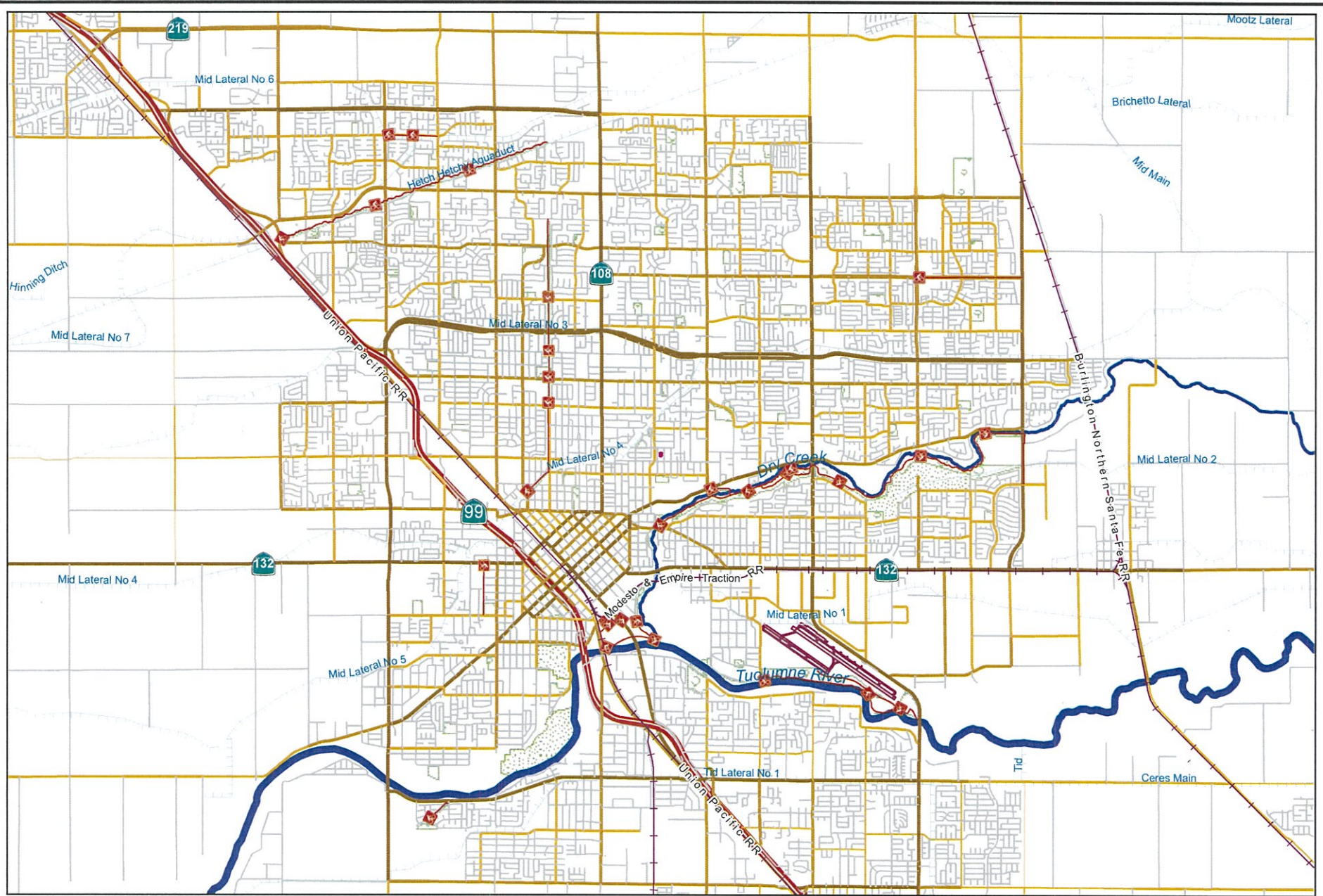
Proj Desc: This project will provide funding for the rehabilitation of Anaerobic Digesters #1 and 2, and the repair of leaking grit piping. The scope of this project includes a new access way, repair and replacement of deficient digester and grit removal piping, repair of existing tanks, repair of corroded equipment, and installation of safety railing and OSHA-compliant improvements.

Proj Stat: Construction complete. Accepted by Council on 5/10/16, and enter one-year warranty period. To be closed by end of FY16-17.

Expenditures	Budget	Actual+Commit	Available	Prop. Inc./Dec. for 18-19	Budget+Prop. Inc./Dec.	Avail.+Prop. Inc./Dec.	19-20	20-21	21-22	22-23	Total Budgeted up to 2023
CA Construction Admin	262,661	262,602	59	0	262,661	59	0	0	0	0	262,661
CON Construction	1,977,000	1,977,000	0	0	1,977,000	0	0	0	0	0	1,977,000
CTGY-CIP Contingency - CIP	749,160	552,019	197,141	0	749,160	197,141	0	0	0	0	749,160
EDA Eng/Design/Admin	429,774	424,540	5,234	0	429,774	5,234	0	0	0	0	429,774
Expenditure Totals:	3,418,595	3,216,160	202,435	0	3,418,595	202,435	0	0	0	0	3,418,595

Fund Balance Required	Budget+Prop. Inc./Dec.	Available+Prop. Inc./Dec.
Sewer Operations Fund-4210	3,418,595	202,435

309



City of Modesto

Project #: 100740

UPP - Wastewater Master Plan Updates



City of Modesto: 2018-23 Capital Improvement Program

UPP - Wastewater Master Plan Updates

100740

Capital Un-sponsored


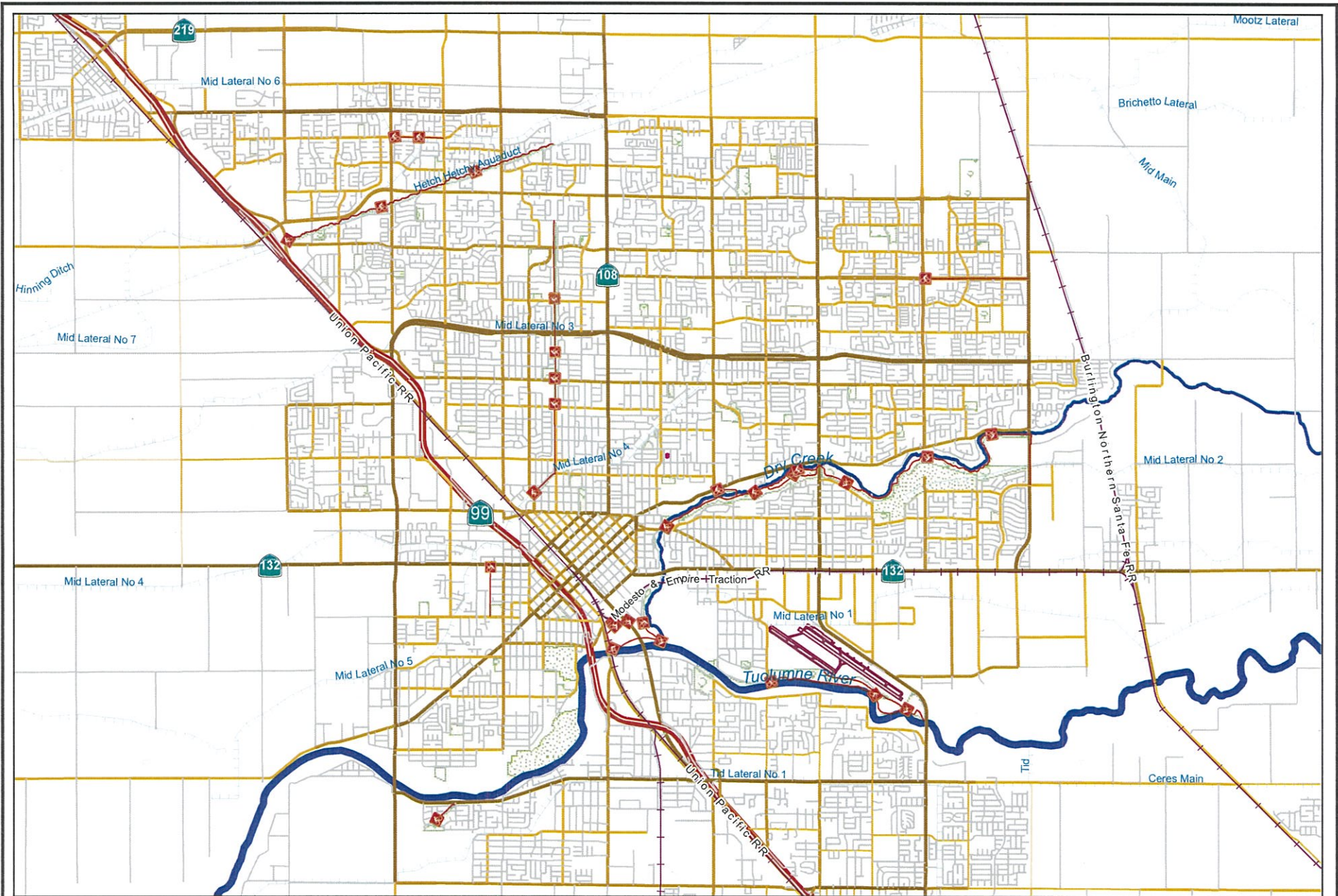
<i>Cost Center:</i> 49999	<i>Category:</i> Wastewater	<i>Start Date:</i> 2014
<i>Hosting Fund:</i> Sewer Operations Fund-4210	<i>Type Class:</i> Wastewater Utility	<i>End Date:</i> 2018
<i>Element Listing:</i> Comm Svcs & Fac	<i>Area:</i> Within City	<i>Status:</i> New
<i>Classification:</i> Improvements	<i>Manager:</i> Bryant, Tamorah	<i>Const. Code:</i> New or Future

Proj Desc: This project provides funding for the preparation of a system-wide Wastewater Collection System and Treatment System Master Plan (WWMP). This includes sewer flow monitoring services, completion of the associated environmental review (CEQA) work, and staff time for managing these efforts. The WWMP will address system capacity to serve existing and future demands; including wastewater needs to comply with any General Plan changes, the recommendations of several ongoing specific planning efforts, wastewater hydraulic modeling updates, and capital improvements for both existing and future customers.

Proj Stat: The WWMP document was completed FY 16/17, and the CEQA work is expected to be complete FY 17/18.

Expenditures	Budget	Actual+Commit	Available	Prop. Inc./Dec. for 18-19	Budget+Prop. Inc./Dec.	Avail.+Prop. Inc./Dec.	19-20	20-21	21-22	22-23	Total Budgeted up to 2023
EDA Eng/Design/Admin	2,808,500	2,783,963	24,537	0	2,808,500	24,537	0	0	0	0	2,808,500
Expenditure Totals:	2,808,500	2,783,963	24,537	0	2,808,500	24,537	0	0	0	0	2,808,500

Fund Balance Required	Budget+Prop. Inc./Dec.	Available+Prop. Inc./Dec.
Sewer Operations Fund-4210	2,808,500	24,537



City of Modesto

Project #: 100763

UPP - 2013-14 Sewer Collection System Replacement



City of Modesto: 2018-23 Capital Improvement Program

UPP - 2013-14 Sewer Collection System Replacement

100763

Capital Un-sponsored

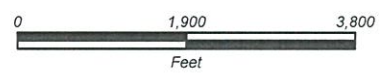
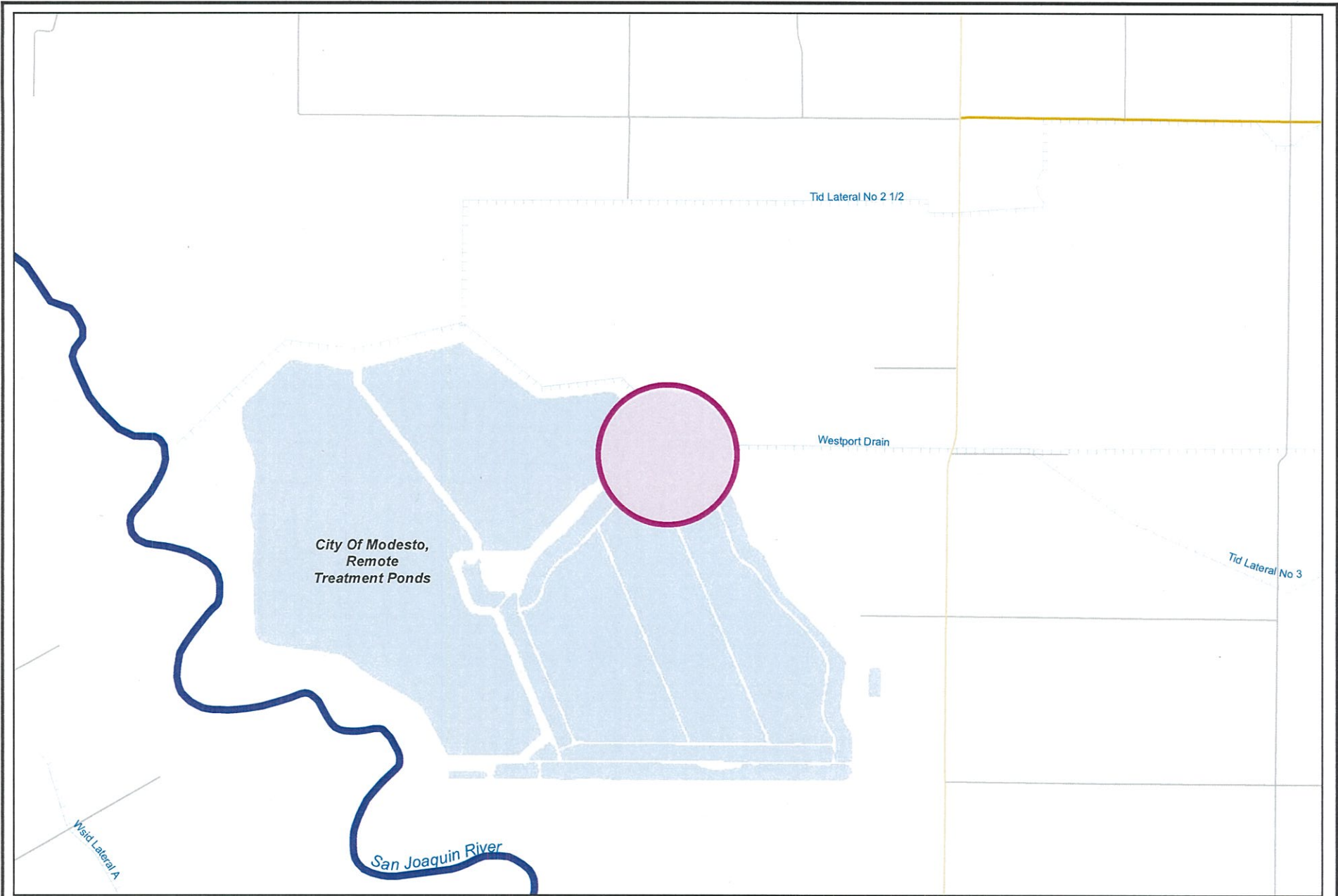
Cost Center: 49999 *Category:* Wastewater *Start Date:* 2013
Hosting Fund: Sewer Operations Fund-4210 *Type Class:* Wastewater Utility *End Date:* 2017
Element Listing: Comm Svcs & Fac *Area:* Within City *Status:* Active
Classification: Improvements *Manager:* Franco, Jesse *Const. Code:* To be Closed

Proj Desc: This project will provide funding to address sewer collection maintenance issues within various locations throughout the City and provide necessary sewer replacements. Locations to be provided by Wastewater Collections staff.

Proj Stat: Construction complete. Accepted by Council on 12/6/16, and enter into one-year warranty period. To be closed FY17-18.

Expenditures	Budget	Actual+Commit	Available	Prop. Inc./Dec. for 18-19	Budget+Prop. Inc./Dec.	Avail.+Prop. Inc./Dec.	19-20	20-21	21-22	22-23	Total Budgeted up to 2023
CA Construction Admin	162,285	127,828	34,457	0	162,285	34,457	0	0	0	0	162,285
CCF City Constr Forces	1,800	0	1,800	0	1,800	1,800	0	0	0	0	1,800
CON Construction	1,580,438	1,580,266	172	0	1,580,438	172	0	0	0	0	1,580,438
CTGY-CIP Contingency - CIP	165,000	27,769	137,231	0	165,000	137,231	0	0	0	0	165,000
EDA Eng/Design/Admin	195,364	190,415	4,949	0	195,364	4,949	0	0	0	0	195,364
Expenditure Totals:	2,104,887	1,926,279	178,608	0	2,104,887	178,608	0	0	0	0	2,104,887

Fund Balance Required	Budget+Prop. Inc./Dec.	Available+Prop. Inc./Dec.
Sewer Operations Fund-4210	2,104,887	178,608



City of Modesto
Project #: 100764
UPP - Can Seg Pump Replacement



City of Modesto: 2018-23 Capital Improvement Program

UPP - Can Seg Pump Replacement

100764

Capital Un-sponsored

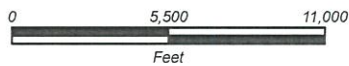
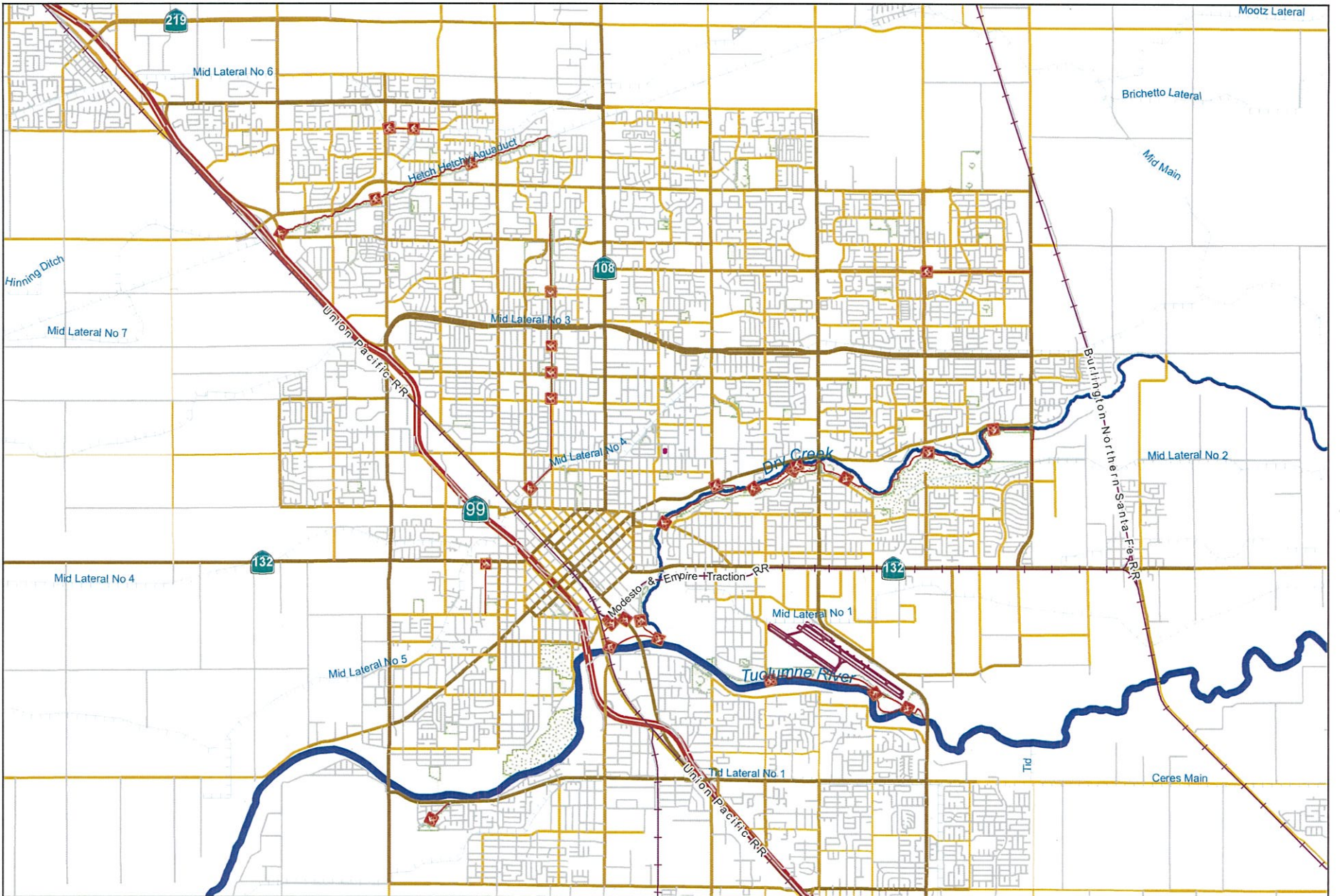
<i>Cost Center:</i> 49999	<i>Category:</i> Wastewater	<i>Start Date:</i> 2014
<i>Hosting Fund:</i> Sewer Operations Fund-4210	<i>Type Class:</i> Wastewater Utility	<i>End Date:</i> 2019
<i>Element Listing:</i> Comm Svcs & Fac	<i>Area:</i> Within City	<i>Status:</i> Active
<i>Classification:</i> Improvements	<i>Manager:</i> Franco, Jesse	<i>Const. Code:</i> Under Construction

Proj Desc: The project will provide funding for the replacement of the three existing pumps at the Cannery Segregation Pump Station and include modifications to the pump station to improve the hydraulic conditions.

Proj Stat: Construction is completed. Project under warranty until Spring 2019 .

Expenditures	Budget	Actual+Commit	Available	Prop. Inc./Dec. for 18-19	Budget+Prop. Inc./Dec.	Avail.+Prop. Inc./Dec.	19-20	20-21	21-22	22-23	Total Budgeted up to 2023
CA Construction Admin	306,860	136,583	170,277	0	306,860	170,277	0	0	0	0	306,860
CCF City Construct Force	18,500	15,144	3,356	0	18,500	3,356	0	0	0	0	18,500
CON Construction	2,594,000	2,594,000	0	0	2,594,000	0	0	0	0	0	2,594,000
CTGY-CIP Contingency - CIP	234,400	31,972	202,428	0	234,400	202,428	0	0	0	0	234,400
EDA Eng/Design/Admin	445,640	441,425	4,215	0	445,640	4,215	0	0	0	0	445,640
Expenditure Totals:	3,599,400	3,219,124	380,276	0	3,599,400	380,276	0	0	0	0	3,599,400

Fund Balance Required	Budget+Prop. Inc./Dec.	Available+Prop. Inc./Dec.
Sewer Operations Fund-4210	3,599,400	380,276



City of Modesto

Project #: 100790

UTL - 2015-2016 Sanitary Sewer Collection System Replacement



City of Modesto: 2018-23 Capital Improvement Program

UTL - 2015-2016 Sanitary Sewer Collection System Replacement

100790

Capital Un-sponsored

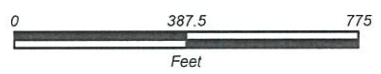
<i>Cost Center:</i> 49999	<i>Category:</i> Wastewater	<i>Start Date:</i> 2014
<i>Hosting Fund:</i> Sewer Operations Fund-4210	<i>Type Class:</i> Wastewater Utility	<i>End Date:</i> 2019
<i>Element Listing:</i> Comm Svcs & Fac	<i>Area:</i> Within City	<i>Status:</i> Active
<i>Classification:</i> Improvements	<i>Manager:</i> Franco, Jesse	<i>Const. Code:</i> Under Construction

Proj Desc: This project will provide funding to address sewer collection maintenance issues within various locations throughout the City and provide necessary sewer replacements. Locations to be provided by Wastewater Collections staff.

Proj Stat: Construction to begin fall 2017. Project to be completed by end of FY 17-18.

Expenditures	Budget	Actual+Commit	Available	Prop. Inc./Dec. for 18-19	Budget+Prop. Inc./Dec.	Avail.+Prop. Inc./Dec.	19-20	20-21	21-22	22-23	Total Budgeted up to 2023
CA Construction Admin	236,290	87,419	148,871	0	236,290	148,871	0	0	0	0	236,290
CCF City Construct Force	7,500	0	7,500	0	7,500	7,500	0	0	0	0	7,500
CON Construction	1,938,129	1,938,128	1	0	1,938,129	1	0	0	0	0	1,938,129
CTGY-CIP Contingency - CIP	193,076	16,859	176,217	0	193,076	176,217	0	0	0	0	193,076
EDA Eng/Design/Admin	225,441	214,391	11,050	0	225,441	11,050	0	0	0	0	225,441
LA Land Acquisition	9,000	0	9,000	0	9,000	9,000	0	0	0	0	9,000
Expenditure Totals:	2,609,436	2,256,797	352,639	0	2,609,436	352,639	0	0	0	0	2,609,436

Fund Balance Required	Budget+Prop. Inc./Dec.	Available+Prop. Inc./Dec.
Sewer Operations Fund-4210	2,609,436	352,639



City of Modesto

Project #: 100791

UPP - River Trunk Rehabilitation



City of Modesto: 2018-23 Capital Improvement Program

UPP - River Trunk Rehabilitation

100791

Capital Un-sponsored

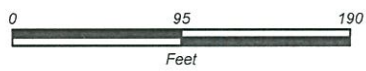
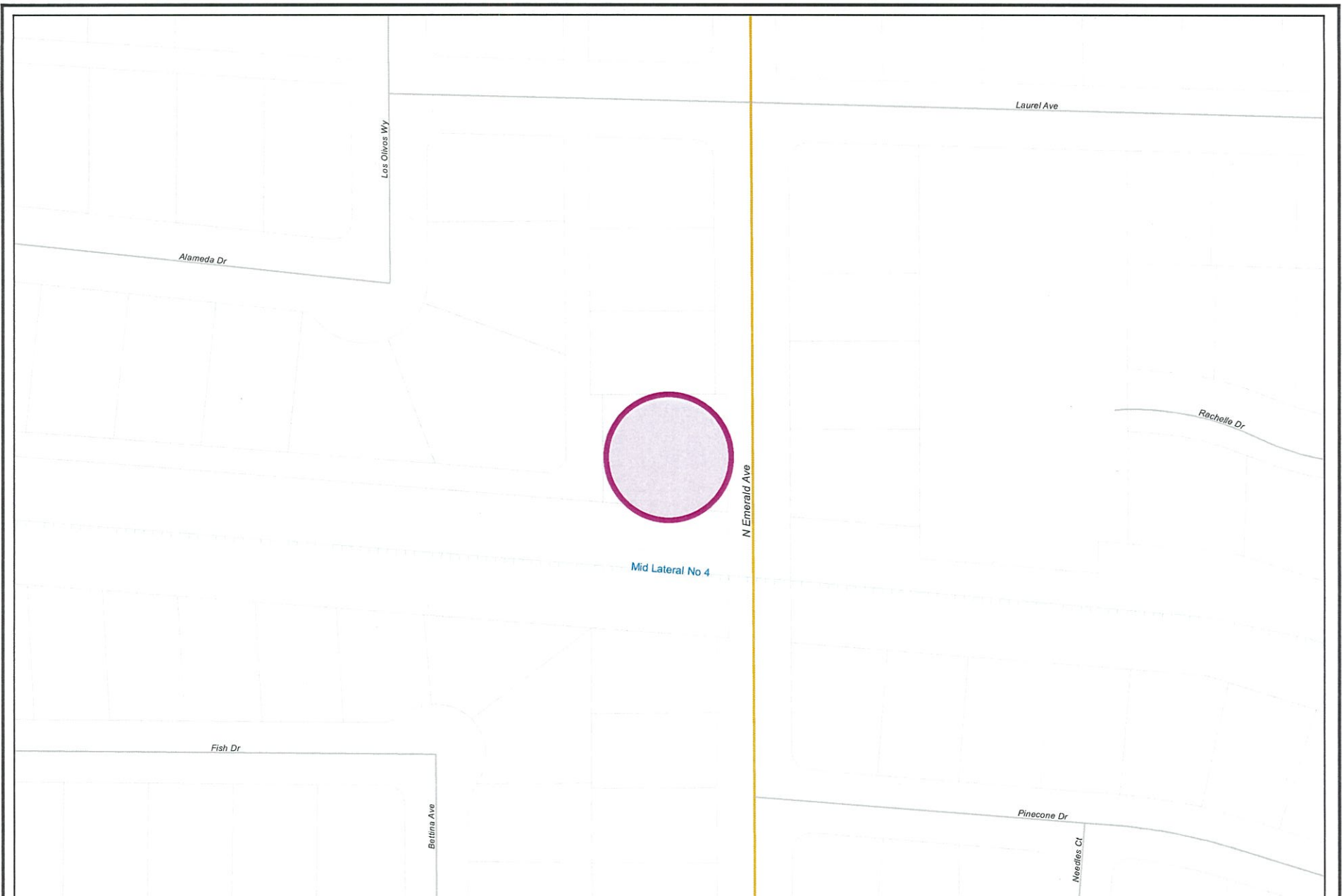
<i>Cost Center:</i> 49999	<i>Category:</i> Wastewater	<i>Start Date:</i> 2015
<i>Hosting Fund:</i> Sewer Operations Fund-4210	<i>Type Class:</i> Wastewater Utility	<i>End Date:</i> 2018
<i>Element Listing:</i> Comm Svcs & Fac	<i>Area:</i> Within City	<i>Status:</i> Active
<i>Classification:</i> Improvements	<i>Manager:</i> Franco, Jesse	<i>Const. Code:</i> Construction Completed

Proj Desc: The River Trunk begins at the Sutter Avenue Plant as a 60-inch diameter pipe and runs parallel to the Tuolumne River. It includes approximately 17,956 feet of pipe ranging in size from 24 to 66 inches in diameter, and is over 50 years old. This project will provide funding to rehabilitate a section of the river trunk at the Gallo Facility, approximately 2,700 feet.

Proj Stat: Construction completed. Project under warranty until Fall 2018.

Expenditures	Budget	Actual+Commit	Available	Prop. Inc./Dec. for 18-19	Budget+Prop. Inc./Dec.	Avail.+Prop. Inc./Dec.	19-20	20-21	21-22	22-23	Total Budgeted up to 2023
CA Construction Admin	192,652	76,949	115,703	0	192,652	115,703	0	0	0	0	192,652
CON Construction	1,838,578	1,588,288	250,290	0	1,838,578	250,290	0	0	0	0	1,838,578
CTGY-CIP Contingency - CIP	174,587	28,463	146,124	0	174,587	146,124	0	0	0	0	174,587
EDA Eng/Design/Admin	309,183	294,445	14,738	0	309,183	14,738	0	0	0	0	309,183
Expenditure Totals:	2,515,000	1,988,145	526,855	0	2,515,000	526,855	0	0	0	0	2,515,000

Fund Balance Required	Budget+Prop. Inc./Dec.	Available+Prop. Inc./Dec.
Sewer Operations Fund-4210	2,515,000	526,855



City of Modesto

Project #: 100792

UPP - California Lift Station - Emerald Subtrunk



City of Modesto: 2018-23 Capital Improvement Program

UPP - California Lift Station - Emerald Subtrunk

100792

Capital Un-sponsored

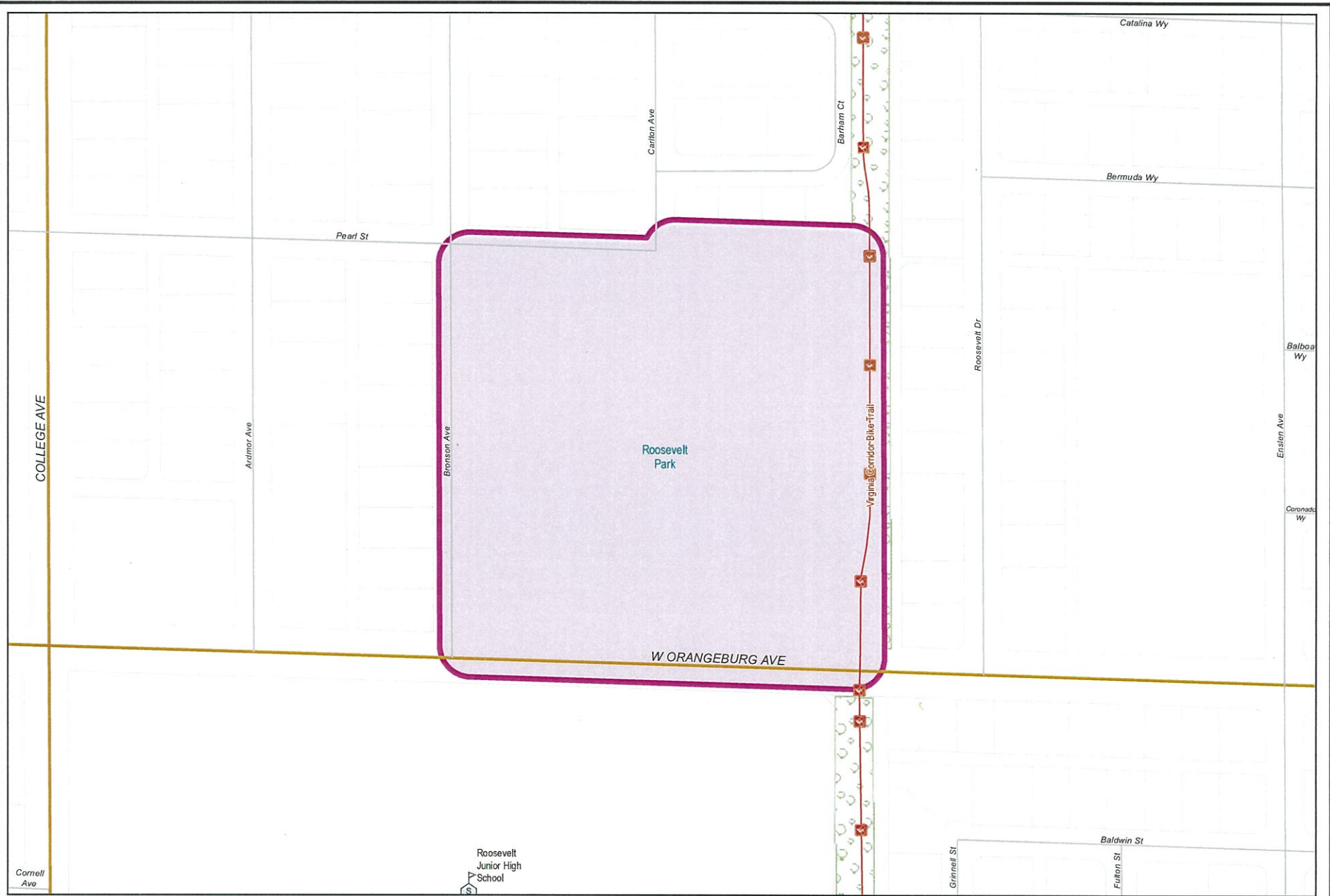
<i>Cost Center:</i> 49999	<i>Category:</i> Wastewater	<i>Start Date:</i> 2015
<i>Hosting Fund:</i> Sewer Operations Fund-4210	<i>Type Class:</i> Wastewater Utility	<i>End Date:</i> 2021
<i>Element Listing:</i> Comm Svcs & Fac	<i>Area:</i> Within City	<i>Status:</i> New
<i>Classification:</i> Improvements	<i>Manager:</i> Franco, Jesse	<i>Const. Code:</i> New or Future

Proj Desc: The existing California Lift Station, Lift Station No. 58, located on California Avenue near Champagne Lane includes two 400 gpm pumps. The California Lift Station's firm capacity is exceeded and the downstream trunk sewer flowing to the Emerald Trunk surcharges under existing PWWF conditions. This project will provide funding for improvements to the existing lift station to increase the lift station's firm capacity from 0.6 mgd to 1.1 mgd.

Proj Stat: Design deferred due to reprioritizing of projects. Design to begin FY 19-20. Construction to begin FY 20-21.

Expenditures	Budget	Actual+Commit	Available	Prop. Inc./Dec. for 18-19	Budget+Prop. Inc./Dec.	Avail.+Prop. Inc./Dec.	19-20	20-21	21-22	22-23	Total Budgeted up to 2023
EDA Eng/Design/Admin	2,081	9	2,072	0	2,081	2,072	160,000	0	0	0	162,081
Expenditure Totals:	2,081	9	2,072	0	2,081	2,072	160,000	0	0	0	162,081

Fund Balance Required	Budget+Prop. Inc./Dec.	Available+Prop. Inc./Dec.
Sewer Operations Fund-4210	2,081	2,072



City of Modesto

Project #: 100793

UPP - Roosevelt Park Storm Drain Cross Connection Removal



City of Modesto: 2018-23 Capital Improvement Program

UPP - Roosevelt Park Storm Drain Cross Connection Removal

100793

Capital Un-sponsored

Cost Center: 49999 *Category:* Wastewater *Start Date:* 2015
Hosting Fund: Sewer Operations Fund-4210 *Type Class:* Wastewater Utility *End Date:* 2019
Element Listing: Comm Svcs & Fac *Area:* Within City *Status:* Active
Classification: Improvements *Manager:* Franco, Jesse *Const. Code:* Not Awarded

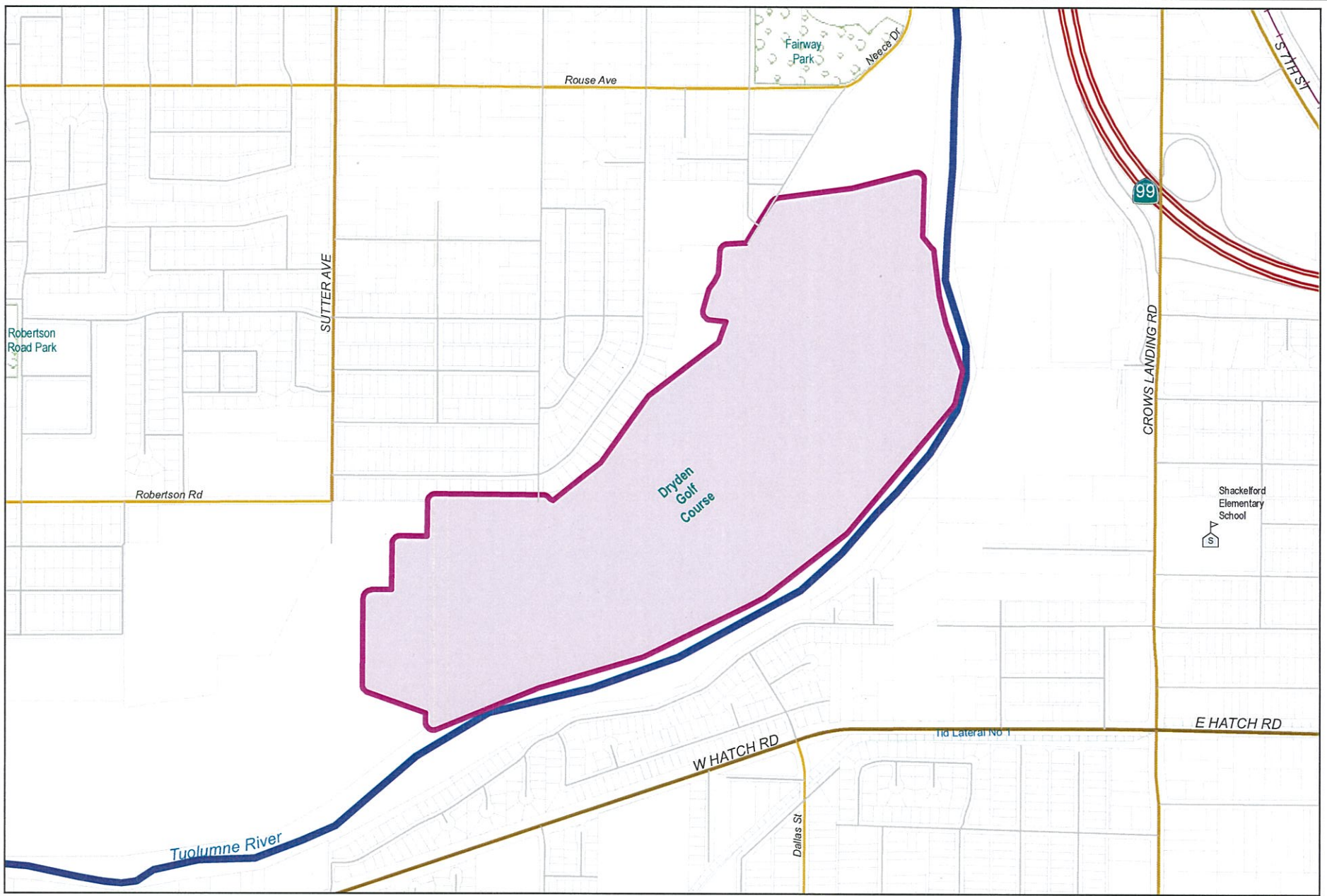
Proj Desc: The Preliminary Design Report (PDR) for the Area 2 Storm Drain Cross Connection Removal has been completed and approved. The first phase, Garrison Park, has been completed. This project will provide funding for the Final Design of the next phase; Roosevelt Park, and will remove existing storm drain cross connections into the sewer system and provide necessary storm drain improvements resulting from the cross connections being removed.

Proj Stat: Design to begin FY 16-17. City staff obtained Proposition 84 funding for design and construction. Anticipated construction to begin FY 17-18.

Revenues	Budget	Actuals+Commit	Available	Prop. Inc./Dec. for 18-19	Bud + Prop. Incr/Decr	Avail.+ Prop. Incr/Decr	19-20	20-21	21-22	22-23	Total Budgeted up to 2023
42210 Intergov - State - Department of Water Resources	4,619,290	283,205	4,336,085	0	4,619,290	4,336,085	0	0	0	0	4,619,290
Revenue Totals:	4,619,290	283,205	4,336,085	0	4,619,290	4,336,085	0	0	0	0	4,619,290

Expenditures	Budget	Actual+Commit	Available	Prop. Inc./Dec. for 18-19	Budget+Prop. Inc./Dec.	Avail.+Prop. Inc./Dec.	19-20	20-21	21-22	22-23	Total Budgeted up to 2023
CA Construction Admin	462,114	0	462,114	0	462,114	462,114	0	0	0	0	462,114
CON Construction	4,621,135	0	4,621,135	0	4,621,135	4,621,135	0	0	0	0	4,621,135
CTGY-CIP Contingency - CIP	462,114	0	462,114	0	462,114	462,114	0	0	0	0	462,114
EDA Eng/Design/Admin	761,791	660,278	101,513	0	761,791	101,513	0	0	0	0	761,791
Expenditure Totals:	6,307,154	660,278	5,646,876	0	6,307,154	5,646,876	0	0	0	0	6,307,154

Fund Balance Required	Budget+Prop. Inc./Dec.	Available+Prop. Inc./Dec.
Sewer Operations Fund-4210	1,687,864	1,310,791



City of Modesto

Project #: 100794

UPP - Dryden Box & Influent Flume Improvements



City of Modesto: 2018-23 Capital Improvement Program

UPP - Dryden Box & Influent Flume Improvements

100794

Capital Un-sponsored

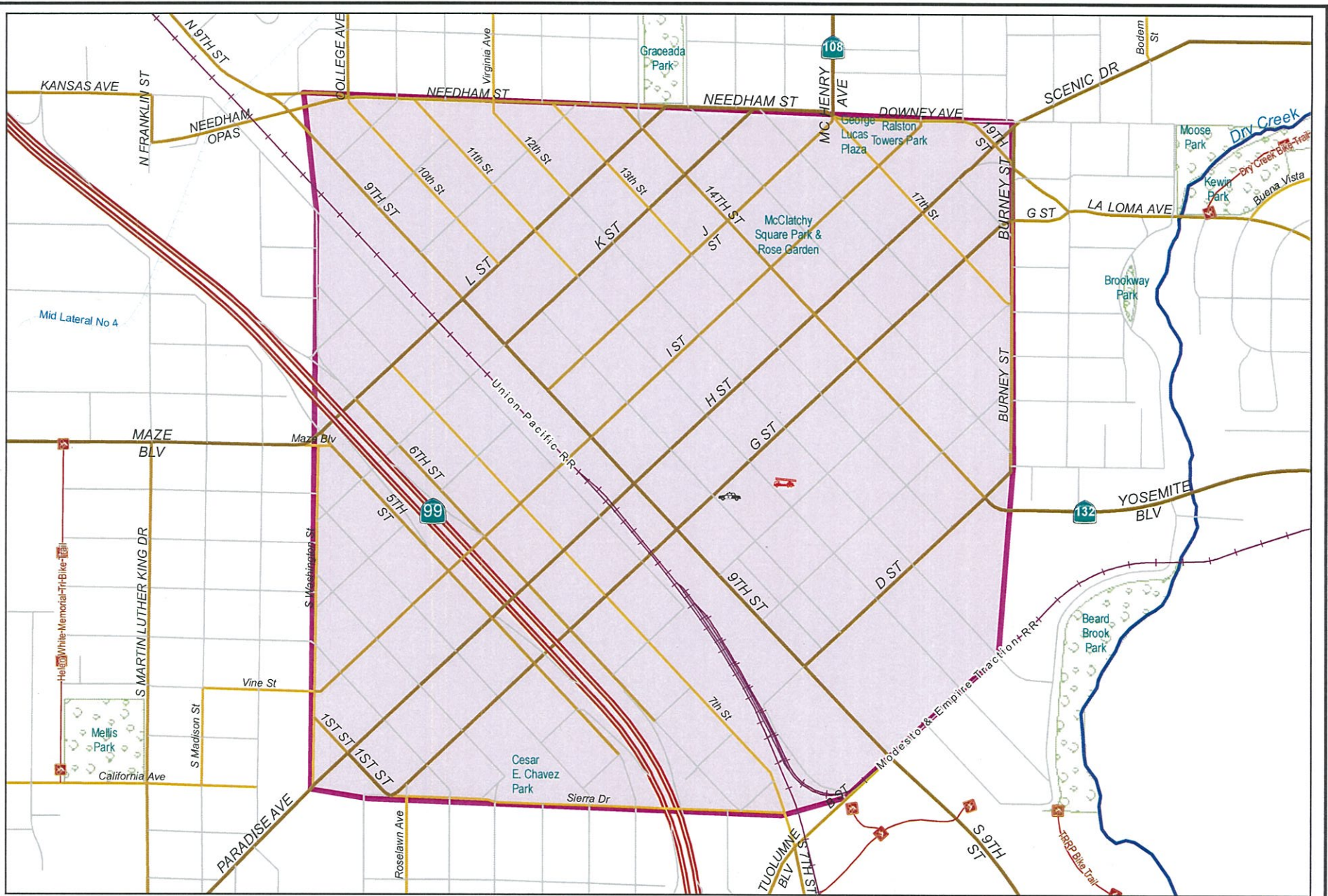
Cost Center: 49999 *Category:* Wastewater *Start Date:* 2015
Hosting Fund: Sewer Operations Fund-4210 *Type Class:* Wastewater Utility *End Date:* 2020
Element Listing: Comm Svcs & Fac *Area:* Within City *Status:* Active
Classification: Improvements *Manager:* Franco, Jesse *Const. Code:* Not Awarded

Proj Desc: This project will provide funding for improvements to the Dryden Box at the Sutter Treatment Plant including stabilization and coating. This project will also provide improvements to the Influent Flume as recommended in the Wastewater Master Plan, as well as improvements to the Cannery Segregation Pumping Station.

Proj Stat: Construction to begin Summer 2018. Project anticipated to be completed by end of FY 18-19.

Expenditures	Budget	Actual+Commit	Available	Prop. Inc./Dec. for 18-19	Budget+Prop. Inc./Dec.	Avail.+Prop. Inc./Dec.	19-20	20-21	21-22	22-23	Total Budgeted up to 2023
CA Construction Admin	399,400	5	399,395	0	399,400	399,395	0	0	0	0	399,400
CON Construction	3,441,129	0	3,441,129	0	3,441,129	3,441,129	0	0	0	0	3,441,129
CTGY-CIP Contingency - CIP	360,671	0	360,671	0	360,671	360,671	0	0	0	0	360,671
EDA Eng/Design/Admin	792,160	784,854	7,306	0	792,160	7,306	0	0	0	0	792,160
Expenditure Totals:	4,993,360	784,859	4,208,501	0	4,993,360	4,208,501	0	0	0	0	4,993,360

Fund Balance Required	Budget+Prop. Inc./Dec.	Available+Prop. Inc./Dec.
Sewer Operations Fund-4210	4,993,360	4,208,501



City of Modesto

Project #: 100808

UPP - Downtown Storm Drain Cross Connection Removal



City of Modesto: 2018-23 Capital Improvement Program

UPP - Downtown Storm Drain Cross Connection Removal

100808

Capital Un-sponsored

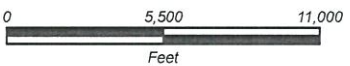
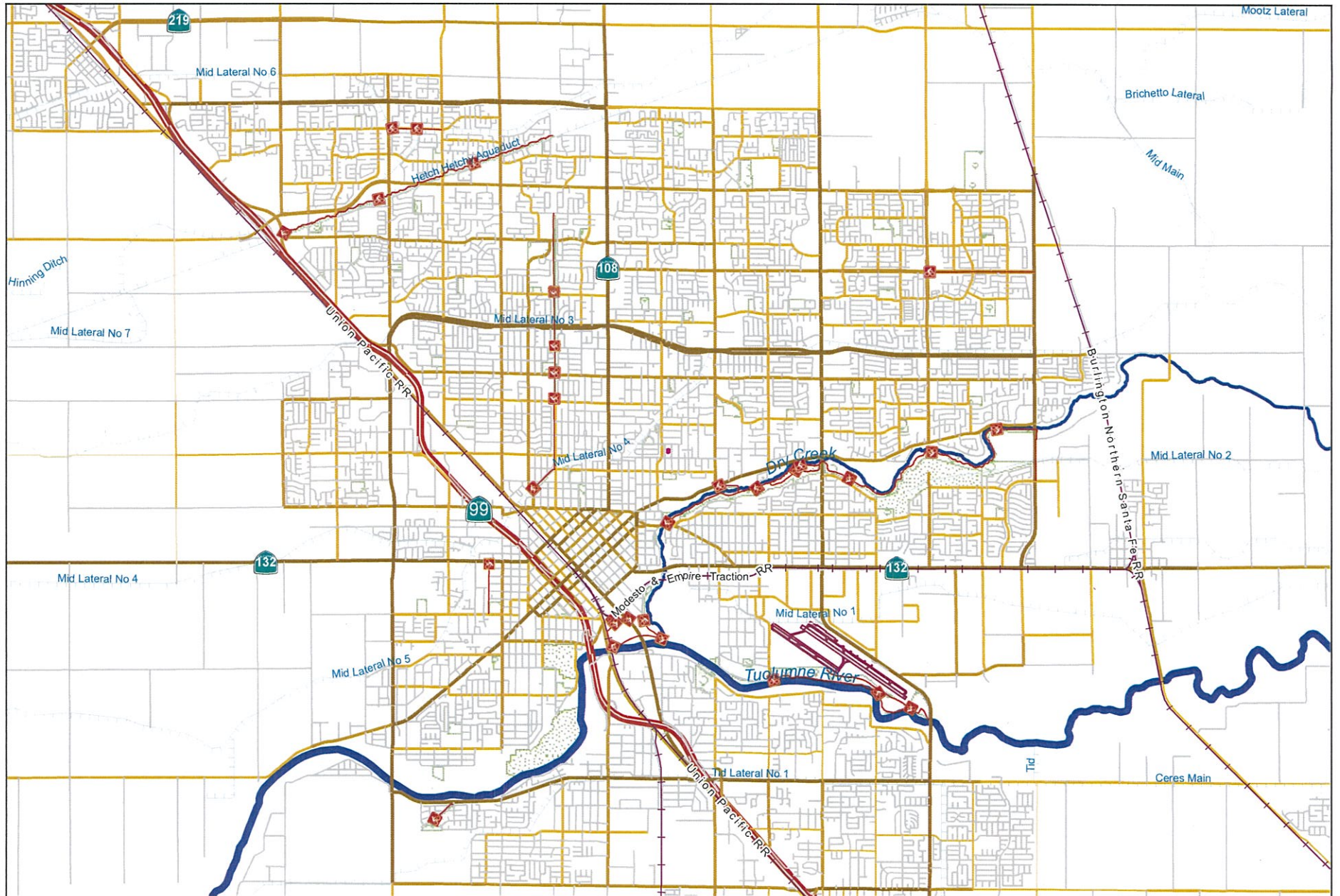
<i>Cost Center:</i> 49999	<i>Category:</i> Wastewater	<i>Start Date:</i> 2014
<i>Hosting Fund:</i> Sewer Operations Fund-4210	<i>Type Class:</i> Wastewater Utility	<i>End Date:</i> 2020
<i>Element Listing:</i> Comm Svcs & Fac	<i>Area:</i> Within City	<i>Status:</i> New
<i>Classification:</i> Improvements	<i>Manager:</i> Franco, Jesse	<i>Const. Code:</i> New or Future

Proj Desc: The Storm Drain Cross Connection Report has been completed and approved. The report identified storm drain cross connections in the downtown area. This project will provide funding to remove existing storm drain cross connections into the sewer system and provide necessary storm drain improvements resulting from the cross connections being removed. This project will be in conjunction with the 9th Street Storm Drain Project.

Proj Stat: Design deferred pending completion of Storm Drain Master Plan.

Expenditures	Budget	Actual+Commit	Available	Prop. Inc./Dec. for 18-19	Budget+Prop. Inc./Dec.	Avail.+Prop. Inc./Dec.	19-20	20-21	21-22	22-23	Total Budgeted up to 2023
CA Construction Admin	0	0	0	0	0	0	100,000	0	0	0	100,000
CON Construction	0	0	0	0	0	0	1,000,000	0	0	0	1,000,000
CTGY-CIP Contingency - CIP	0	0	0	0	0	0	100,000	0	0	0	100,000
EDA Eng/Design/Admin	5,000	9	4,991	0	5,000	4,991	50,000	0	0	0	55,000
Expenditure Totals:	5,000	9	4,991	0	5,000	4,991	1,250,000	0	0	0	1,255,000

Fund Balance Required	Budget+Prop. Inc./Dec.	Available+Prop. Inc./Dec.
Sewer Operations Fund-4210	5,000	4,991



City of Modesto
 Project #: 100814
 PW - Stormwater On-Call Engineering



City of Modesto: 2018-23 Capital Improvement Program

PW - Stormwater On-Call Engineering

100814

Capital Un-sponsored

<i>Cost Center:</i> 59999	<i>Category:</i> Wastewater	<i>Start Date:</i> 2014
<i>Hosting Fund:</i> Storm Drainage Fund-4480	<i>Type Class:</i> Maintenance	<i>End Date:</i> 2019
<i>Element Listing:</i> Public Safety	<i>Area:</i> Within City	<i>Status:</i> Active
<i>Classification:</i> Maintenance	<i>Manager:</i> Sinclair, Thomas W	<i>Const. Code:</i> New or Future

Proj Desc: This will be used for Stormwater On Call Engineering needs for Sutter and Jennings Wastewater Treatment Plant, Lift Stations and Collections.

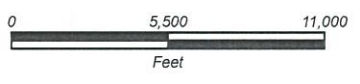
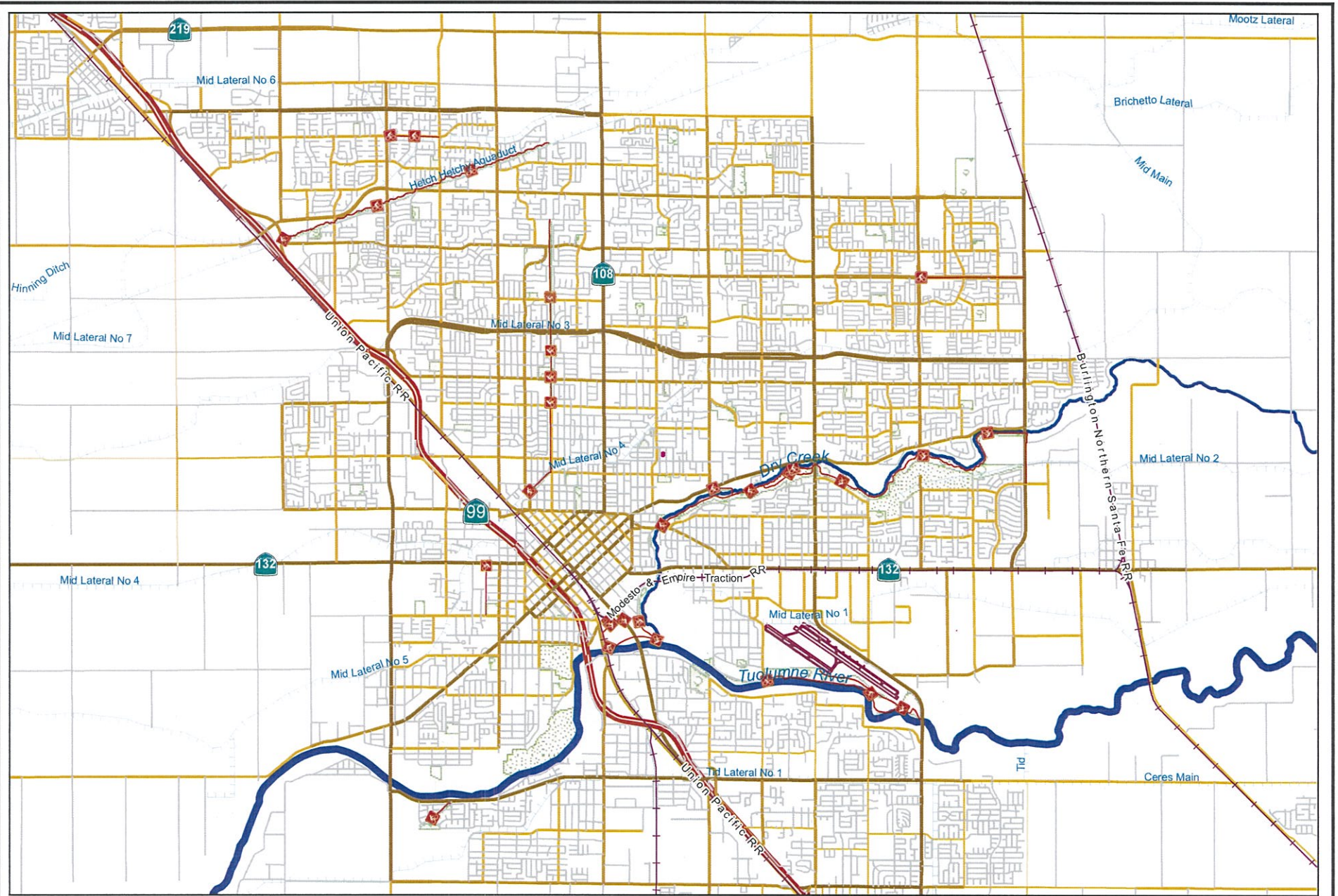
Proj Stat: This is an on-going project for five years.

Revenues	Budget	Actuals+Commit	Available	Prop. Inc./Dec. for 18-19	Bud + Prop. Incr/Decr	Avail.+ Prop. Incr/Decr	19-20	20-21	21-22	22-23	Total Budgeted up to 2023
	0	0	0		0	0	0	0	0	0	0
Revenue Totals:	0	0	0	0	0	0	0	0	0	0	0

Expenditures	Budget	Actual+Commit	Available	Prop. Inc./Dec. for 18-19	Budget+Prop. Inc./Dec.	Avail.+Prop. Inc./Dec.	19-20	20-21	21-22	22-23	Total Budgeted up to 2023
CC Consultant Charges	300,000	59,850	240,150	100,000	400,000	340,150	0	0	0	0	400,000
Expenditure Totals:	300,000	59,850	240,150	100,000	400,000	340,150	0	0	0	0	400,000

Fund Balance Required	Budget+Prop. Inc./Dec.	Available+Prop. Inc./Dec.
Storm Drainage Fund-4480	400,000	340,150

329



City of Modesto

Project #: 100815

PW - Wastewater On-Call Engineering



City of Modesto: 2018-23 Capital Improvement Program

UPP - Sutter Trunk Rehabilitation and Reliability

100842

Capital Un-sponsored

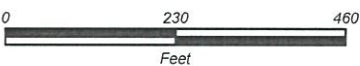
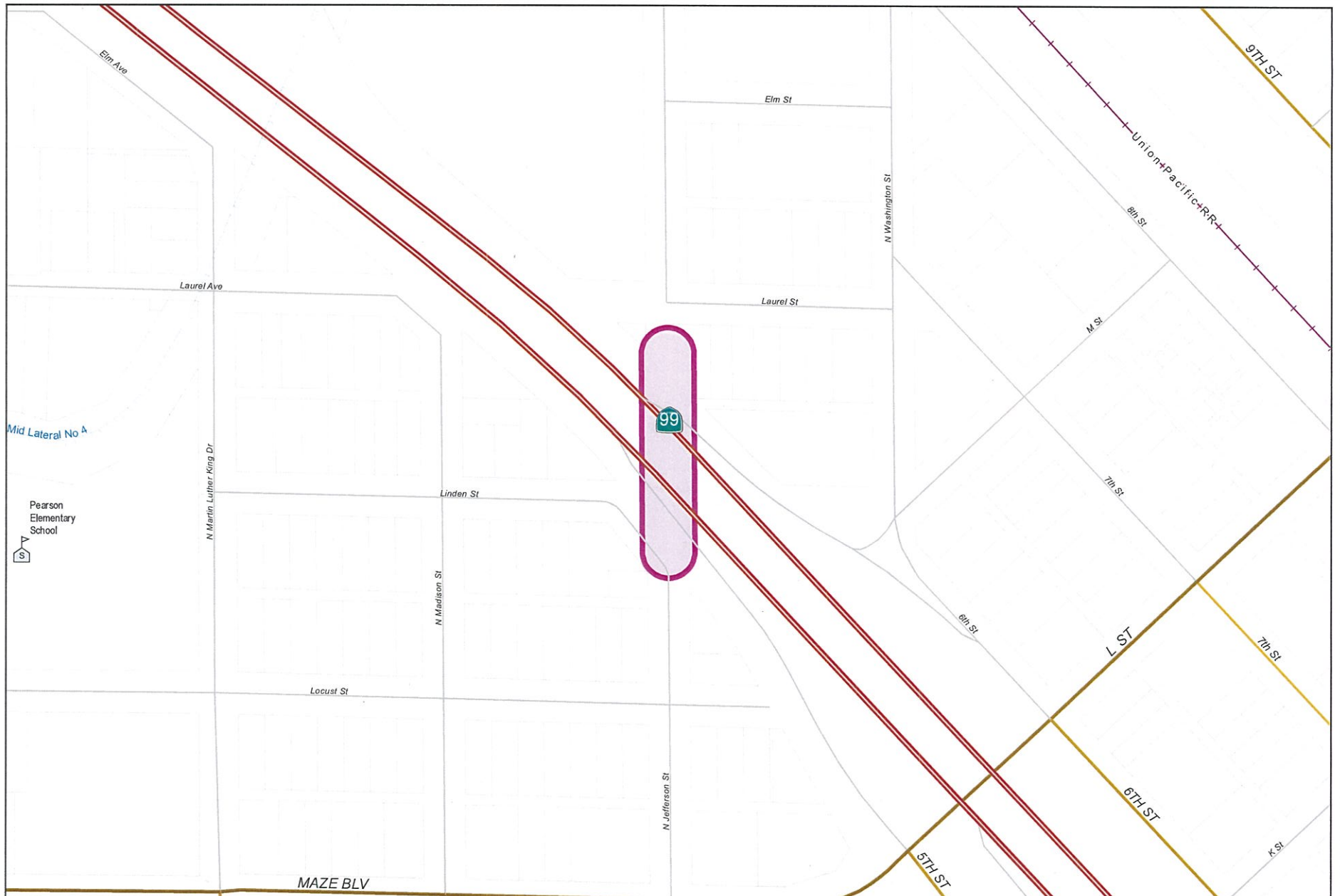
<i>Cost Center:</i> 49999	<i>Category:</i> Wastewater	<i>Start Date:</i> 2016
<i>Hosting Fund:</i> Sewer Operations Fund-4210	<i>Type Class:</i> Wastewater Utility	<i>End Date:</i> 2019
<i>Element Listing:</i> Comm Svcs & Fac	<i>Area:</i> Within City	<i>Status:</i> Active
<i>Classification:</i> Improvements	<i>Manager:</i> Franco, Jesse	<i>Const. Code:</i> Not Awarded

Proj Desc: This project will provide funding for the Sutter Trunk which crosses Highway 99 near Jefferson Street as a 16-inch diameter pipeline. This project will construct a second 377-foot, 16-inch diameter pipeline. Following construction of the second pipeline, the existing segment would be rehabilitated. These improvements are referred to as project S4a and S4b in the Wastewater Master Plan.

Proj Stat: Design to begin FY 17-18. Construction anticipated FY 18-19.

Expenditures	Budget	Actual+Commit	Available	Prop. Inc./Dec. for 18-19	Budget+Prop. Inc./Dec.	Avail. +Prop. Inc./Dec.	19-20	20-21	21-22	22-23	Total Budgeted up to 2023
CA Construction Admin	150,000	18	149,982	100,000	250,000	249,982	0	0	0	0	250,000
CON Construction	1,100,000	0	1,100,000	300,000	1,400,000	1,400,000	0	0	0	0	1,400,000
CTGY-CIP Contingency - CIP	150,000	0	150,000	100,000	250,000	250,000	0	0	0	0	250,000
EDA Eng/Design/Admin	472,011	451,139	20,872	20,000	492,011	40,872	0	0	0	0	492,011
Expenditure Totals:	1,872,011	451,157	1,420,854	520,000	2,392,011	1,940,854	0	0	0	0	2,392,011

Fund Balance Required	Budget+Prop. Inc./Dec.	Available+Prop. Inc./Dec.
Sewer Operations Fund-4210	2,392,011	1,940,854



City of Modesto

Project #: 100842

UPP - Sutter Trunk Rehabilitation and Reliability



City of Modesto: 2018-23 Capital Improvement Program

PW - Wastewater On-Call Engineering

100815

Capital Un-sponsored

<i>Cost Center:</i> 59999	<i>Category:</i> Wastewater	<i>Start Date:</i> 2014
<i>Hosting Fund:</i> Sewer Operations Fund-4210	<i>Type Class:</i> Maintenance	<i>End Date:</i> Ongoing
<i>Element Listing:</i> Public Safety	<i>Area:</i> Within City	<i>Status:</i> Active
<i>Classification:</i> Maintenance	<i>Manager:</i> Anhalt, Laura	<i>Const. Code:</i> New or Future

Proj Desc: This project will be used for Wastewater On Call Engineering needs for Sutter and Jennings Wastewater Treatment Plant, Lift Stations and Collections.

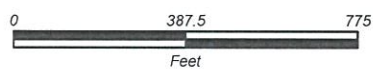
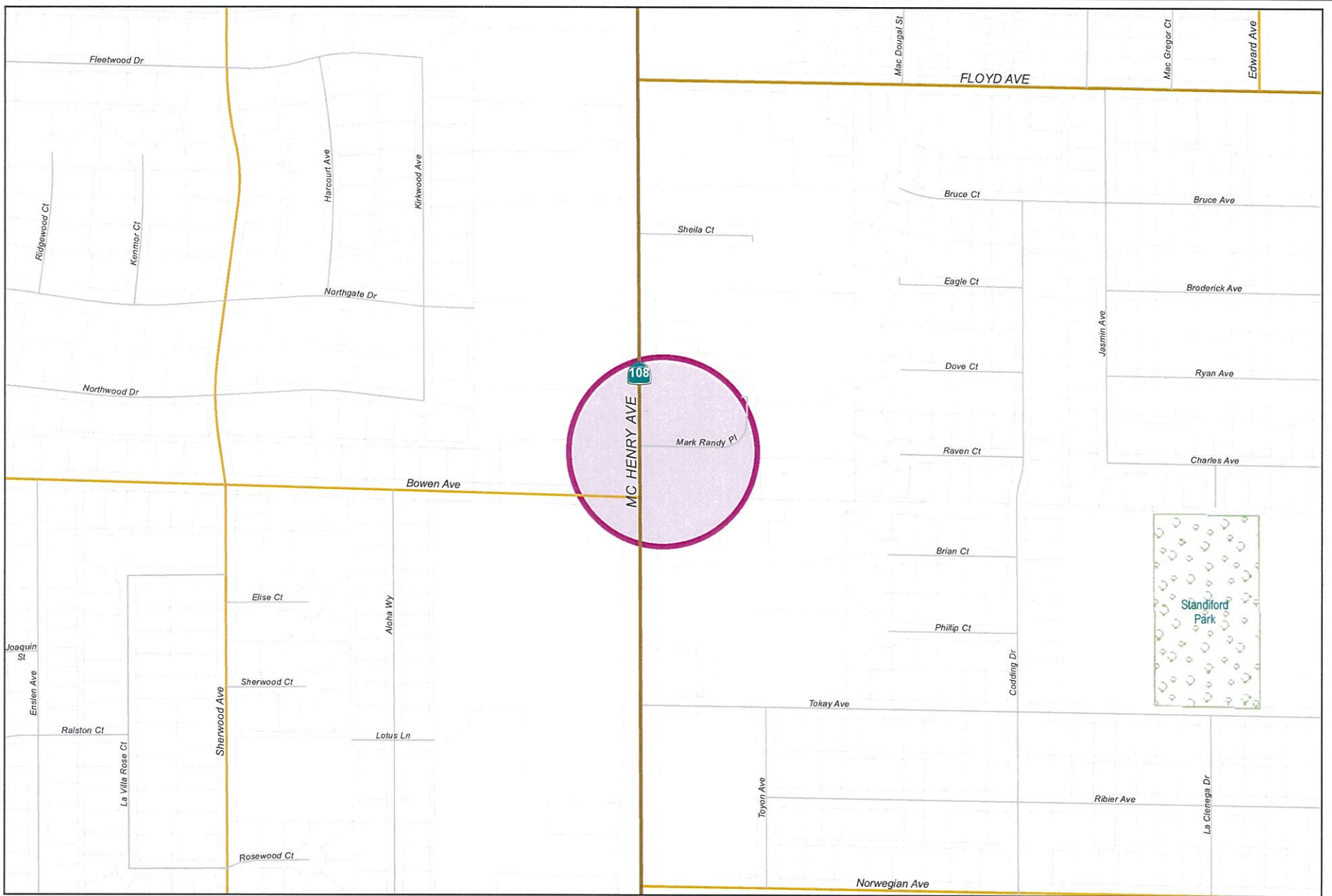
Proj Stat: This is an on-going five year project.

Revenues	Budget	Actuals+Commit	Available	Prop. Inc./Dec. for 18-19	Bud + Prop. Incr/Decr	Avail.+ Prop. Incr/Decr	19-20	20-21	21-22	22-23	Total Budgeted up to 2023
	0	0	0	0	0	0	0	0	0	0	0
Revenue Totals:	0	0	0	0	0	0	0	0	0	0	0

Expenditures	Budget	Actual+Commit	Available	Prop. Inc./Dec. for 18-19	Budget+Prop. Inc./Dec.	Avail.+Prop. Inc./Dec.	19-20	20-21	21-22	22-23	Total Budgeted up to 2023
CC Consultant Charges	600,000	367,500	232,500	200,000	800,000	432,500	0	0	0	0	800,000
Expenditure Totals:	600,000	367,500	232,500	200,000	800,000	432,500	0	0	0	0	800,000

Fund Balance Required	Budget+Prop. Inc./Dec.	Available+Prop. Inc./Dec.
Sewer Operations Fund-4210	800,000	432,500

333



City of Modesto

Project #: 100843

UTL - Mark Randy Lift Station - Emerald Subtrunk



City of Modesto: 2018-23 Capital Improvement Program

UTL - Mark Randy Lift Station - Emerald Subtrunk

100843

Capital Un-sponsored

<i>Cost Center:</i> 49999	<i>Category:</i> Wastewater	<i>Start Date:</i> 2016
<i>Hosting Fund:</i> Sewer Operations Fund-4210	<i>Type Class:</i> Wastewater Utility	<i>End Date:</i> 2019
<i>Element Listing:</i> Comm Svcs & Fac	<i>Area:</i> Within City	<i>Status:</i> Active
<i>Classification:</i> Improvements	<i>Manager:</i> Franco, Jesse	<i>Const. Code:</i> Under Construction

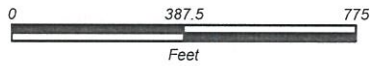
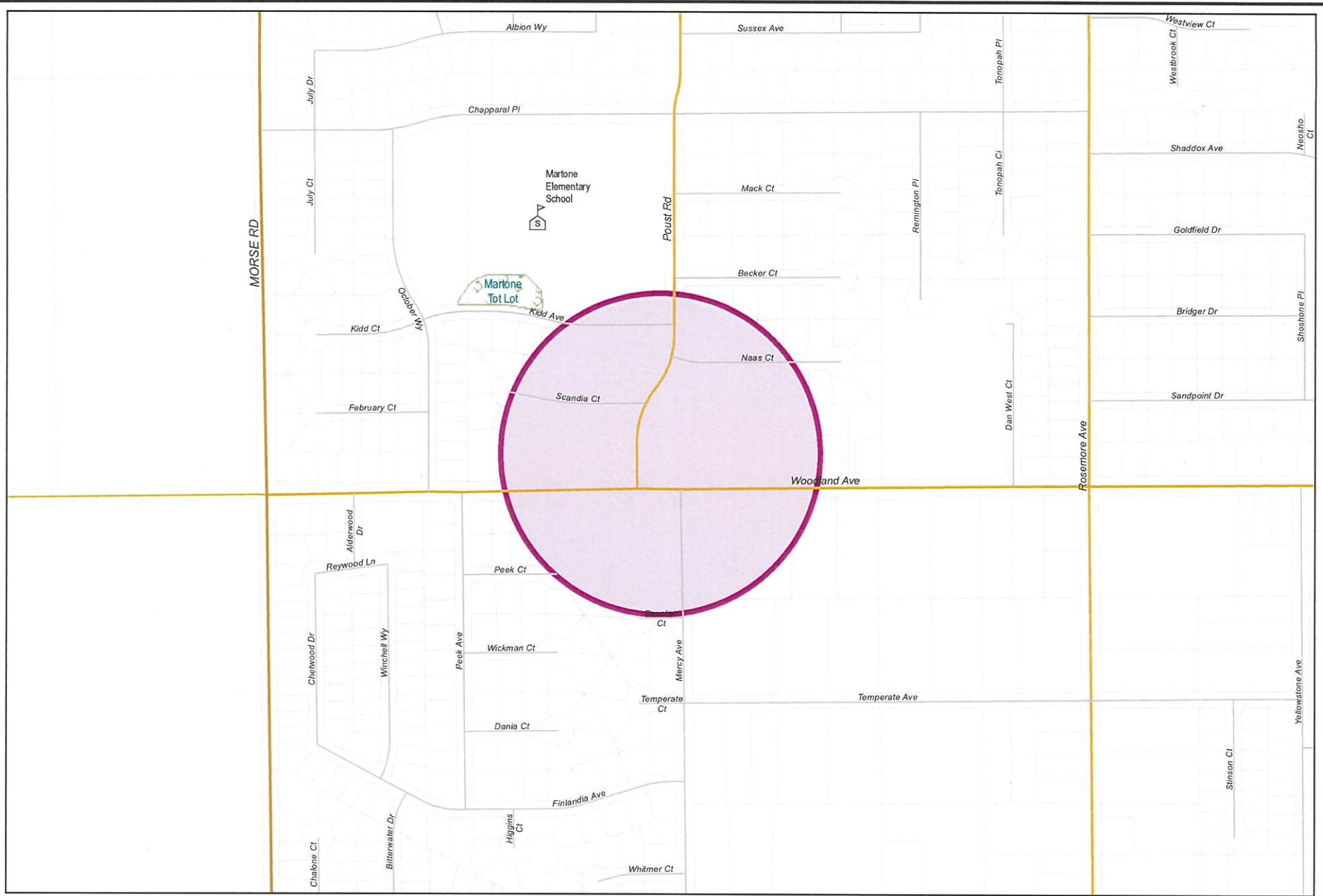
Proj Desc: This project will provide funding for the Mark Randy Lift Station, Lift Station No. 22, located near the southeast corner of McHenry Avenue and Mark Randy Place. The existing lift station has only one submersible pump (157 gpm) inside a 5-foot diameter wet well. Downtime for the lift station is estimated at 45 minutes, which would result in sanitary sewer overflows (SSO) in the case of pump failure. Work for the project will consist of constructing a new submersible lift station with a larger wet well to accommodate two submersible pumps.

Proj Stat: Construction completed. Project under warranty until Spring 2019

Expenditures	Budget	Actual+Commit	Available	Prop. Inc./Dec. for 18-19	Budget+Prop. Inc./Dec.	Avail.+Prop. Inc./Dec.	19-20	20-21	21-22	22-23	Total Budgeted up to 2023
CA Construction Admin	106,270	60,705	45,565	0	106,270	45,565	0	0	0	0	106,270
CON Construction	884,000	884,000	0	0	884,000	0	0	0	0	0	884,000
CTGY-CIP Contingency - CIP	102,600	24,861	77,739	0	102,600	77,739	0	0	0	0	102,600
EDA Eng/Design/Admin	113,723	93,042	20,681	0	113,723	20,681	0	0	0	0	113,723
Expenditure Totals:	1,206,593	1,062,608	143,985	0	1,206,593	143,985	0	0	0	0	1,206,593

Fund Balance Required	Budget+Prop. Inc./Dec.	Available+Prop. Inc./Dec.
Sewer Operations Fund-4210	1,206,593	143,985

335



City of Modesto

Project #: 100844

UTL - Woodland Lift Station Rehabilitation



City of Modesto: 2018-23 Capital Improvement Program

UTL - Woodland Lift Station Rehabilitation

100844

Capital Un-sponsored

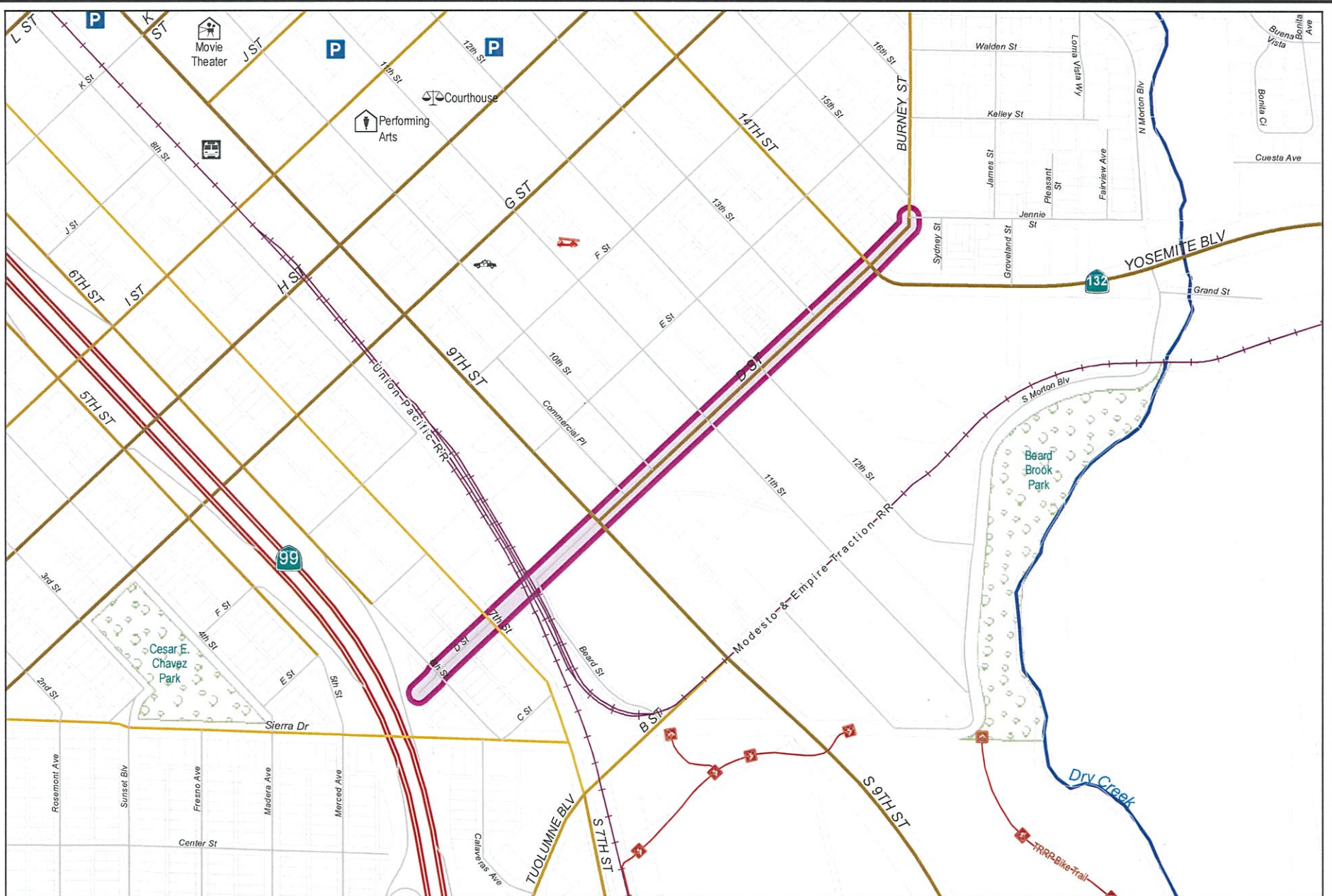
Cost Center: 49999	Category: Wastewater	Start Date: 2016
Hosting Fund: Sewer Operations Fund-4210	Type Class: Wastewater Utility	End Date: 2020
Element Listing: Comm Svcs & Fac	Area: Within City	Status: Active
Classification: Improvements	Manager: Franco, Jesse	Const. Code: Not Awarded

Proj Desc: This project will provide rehabilitation improvements to the Woodland sewer lift station. Improvements include pump and piping replacement, access hatch replacement, control upgrades, rehabilitation to the odor control system and painting of the existing building. The project will also include further evaluation to identify other components in need of replacement or upgrades.

Proj Stat: Construction to be completed by end of FY 18-19.

Expenditures	Budget	Actual+Commit	Available	Prop. Inc./Dec. for 18-19	Budget+Prop. Inc./Dec.	Avail.+Prop. Inc./Dec.	19-20	20-21	21-22	22-23	Total Budgeted up to 2023
CA Construction Admin	54,594	694	53,900	0	54,594	53,900	0	0	0	0	54,594
CON Construction	668,000	0	668,000	0	668,000	668,000	0	0	0	0	668,000
CTGY-CIP Contingency - CIP	50,900	0	50,900	0	50,900	50,900	0	0	0	0	50,900
EDA Eng/Design/Admin	116,494	74,562	41,932	0	116,494	41,932	0	0	0	0	116,494
Expenditure Totals:	889,988	75,256	814,732	0	889,988	814,732	0	0	0	0	889,988

Fund Balance Required	Budget+Prop. Inc./Dec.	Available+Prop. Inc./Dec.
Sewer Operations Fund-4210	889,988	814,732



City of Modesto

Project #: 100847

UTL - East Morris Neighborhood Sewer Replacement



City of Modesto: 2018-23 Capital Improvement Program

UTL - East Morris Neighborhood Sewer Replacement

100847

Capital Un-sponsored

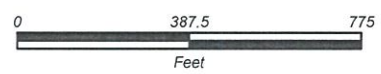
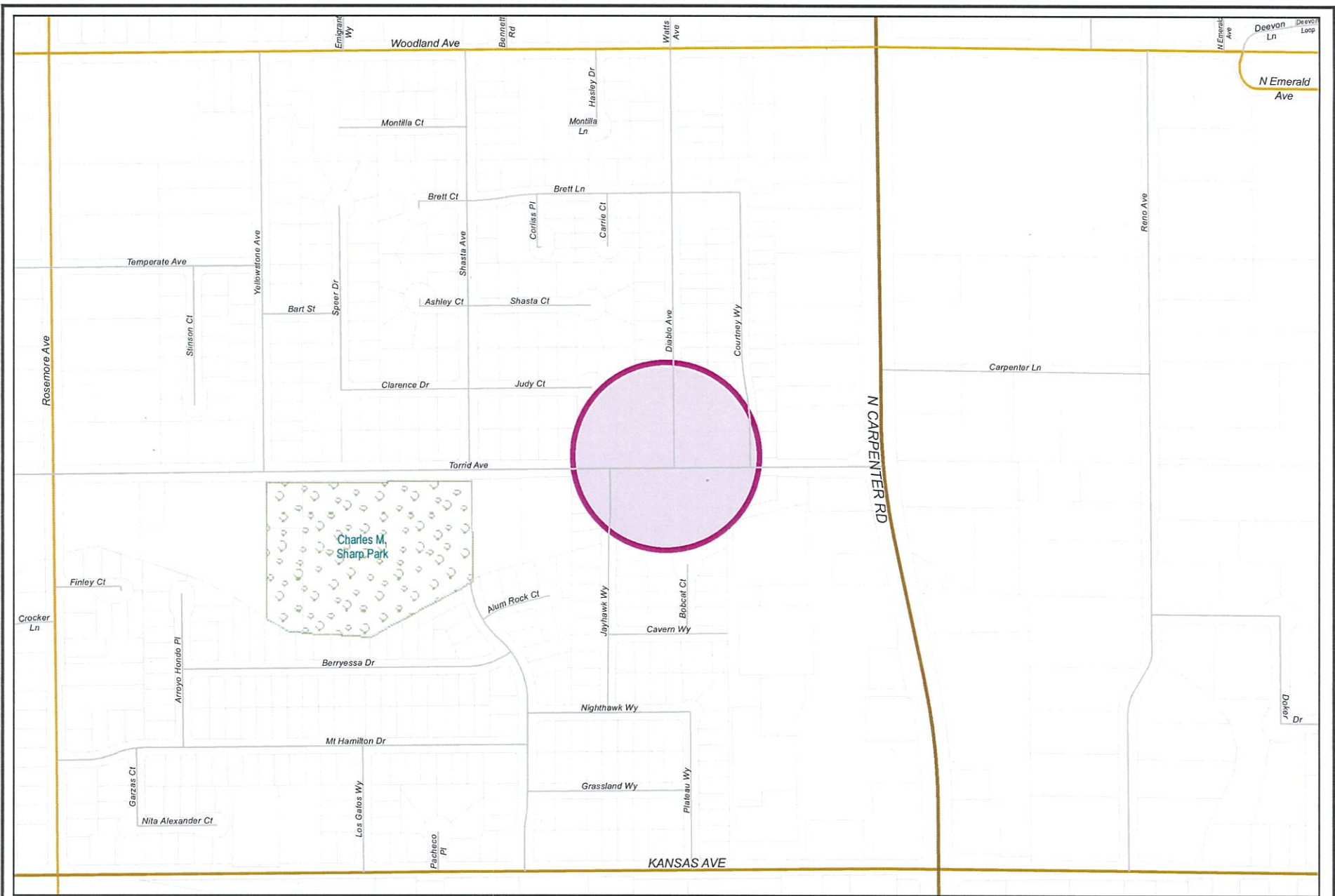
Cost Center: 49999 Category: Wastewater Start Date: 2016
 Hosting Fund: Sewer Operations Fund-4210 Type Class: Wastewater Utility End Date: 2020
 Element Listing: Comm Svcs & Fac Area: Within City Status: Active
 Classification: Improvements Manager: Franco, Jesse Const. Code: Not Awarded

Proj Desc: This project will provide funding to replace existing sewer mains in the East Morris neighborhood. This area is between McHenry and Coffee, and Downey and Fairmont. This is one of the oldest sewer systems in the City and has several deficiencies. Project to be completed in phases.

Proj Stat: Design being prepared. Construction anticipated FY 18-19 for Phase 1.

Expenditures	Budget	Actual+Commit	Available	Prop. Inc./Dec. for 18-19	Budget+Prop. Inc./Dec.	Avail.+Prop. Inc./Dec.	19-20	20-21	21-22	22-23	Total Budgeted up to 2023
CA Construction Admin	220,800	0	220,800	0	220,800	220,800	0	0	0	0	220,800
CON Construction	2,760,000	0	2,760,000	0	2,760,000	2,760,000	0	0	0	0	2,760,000
CTGY-CIP Contingency - CIP	220,800	0	220,800	0	220,800	220,800	0	0	0	0	220,800
EDA Eng/Design/Admin	352,800	176,171	176,629	0	352,800	176,629	0	0	0	0	352,800
Expenditure Totals:	3,554,400	176,171	3,378,229	0	3,554,400	3,378,229	0	0	0	0	3,554,400

Fund Balance Required	Budget+Prop. Inc./Dec.	Available+Prop. Inc./Dec.
Sewer Operations Fund-4210	3,554,400	3,378,229



City of Modesto

Project #: 100848

UTL - Torrid Diablo Lift Station - Emerald Subtrunk



City of Modesto: 2018-23 Capital Improvement Program

UTL - Torrid Diablo Lift Station - Emerald Subtrunk

100848

Capital Un-sponsored

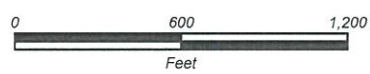
<i>Cost Center:</i> 49999	<i>Category:</i> Wastewater	<i>Start Date:</i> 2016
<i>Hosting Fund:</i> Sewer Operations Fund-4210	<i>Type Class:</i> Wastewater Utility	<i>End Date:</i> 2019
<i>Element Listing:</i> Comm Svcs & Fac	<i>Area:</i> Within City	<i>Status:</i> Active
<i>Classification:</i> Improvements	<i>Manager:</i> Franco, Jesse	<i>Const. Code:</i> Under Construction

Proj Desc: This project will provide funding for the Torrid and Diablo Lift Station, Lift Station No. 34, which is located on the northwest corner of Torrid Avenue and Diablo Avenue. The station is a dry pit type station with the wet well located in the intersection. During storm events the wet well backs up and portable back up pumps are needed to avoid Sanitary Sewer Overload (SSO). The City's preferred solution is to convert the station into a submersible type lift station.

Proj Stat: Construction completed. Project under warranty until Spring 2019.

Expenditures	Budget	Actual+Commit	Available	Prop. Inc./Dec. for 18-19	Budget+Prop. Inc./Dec.	Avail.+Prop. Inc./Dec.	19-20	20-21	21-22	22-23	Total Budgeted up to 2023
CA Construction Admin	70,950	50,094	20,856	0	70,950	20,856	0	0	0	0	70,950
CON Construction	623,000	623,000	0	0	623,000	0	0	0	0	0	623,000
CTGY-CIP Contingency - CIP	93,450	1,075	92,375	0	93,450	92,375	0	0	0	0	93,450
EDA Eng/Design/Admin	63,899	63,025	874	0	63,899	874	0	0	0	0	63,899
Expenditure Totals:	851,299	737,194	114,105	0	851,299	114,105	0	0	0	0	851,299

Fund Balance Required	Budget+Prop. Inc./Dec.	Available+Prop. Inc./Dec.
Sewer Operations Fund-4210	851,299	114,105



City of Modesto
 Project #: 100849
 UTL - North Trunk



City of Modesto: 2018-23 Capital Improvement Program

UTL - North Trunk

100849

Capital Un-sponsored

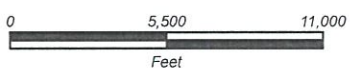
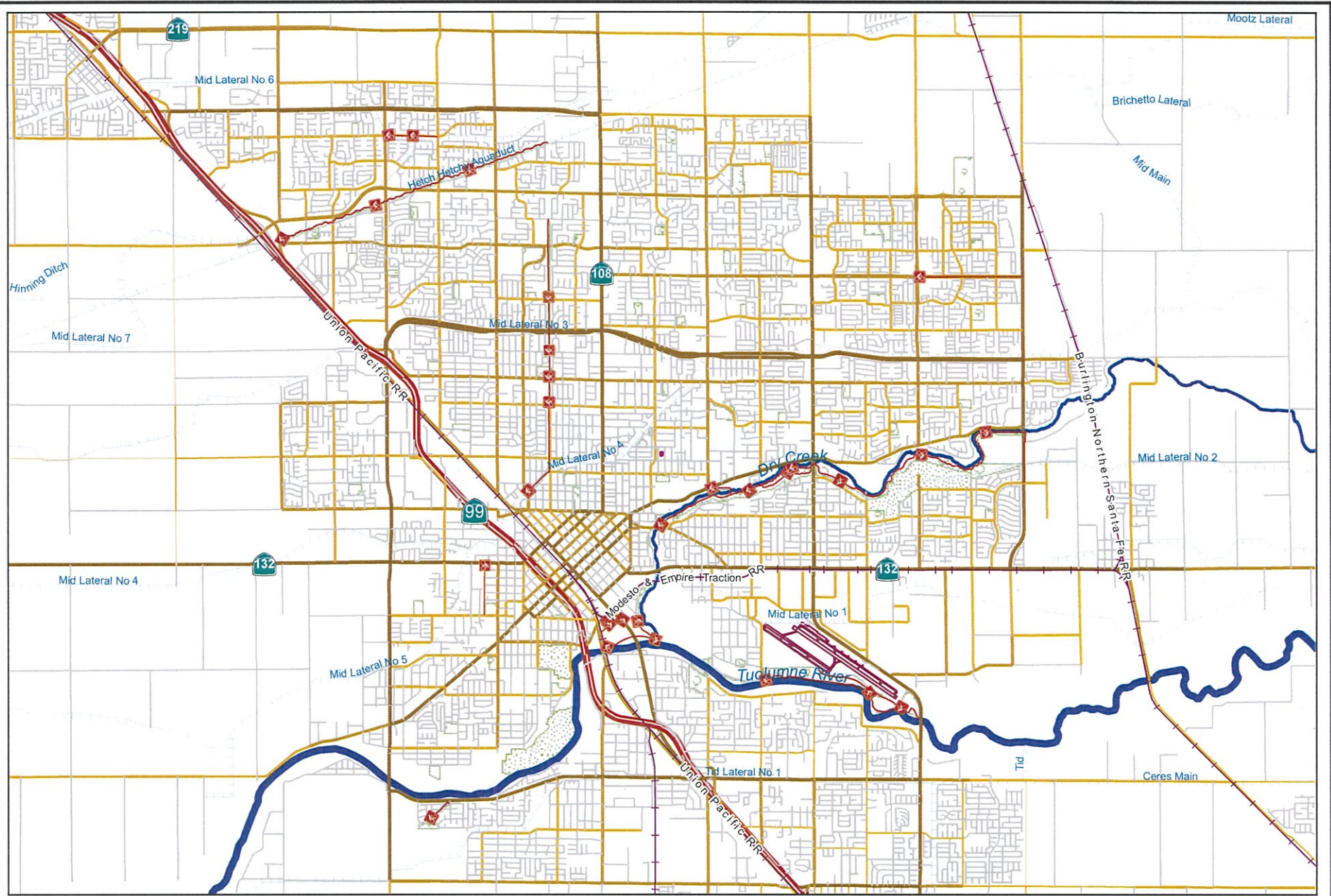
Cost Center: 49999 Category: Wastewater Start Date: 2016
 Hosting Fund: Sewer Operations Fund-4210 Type Class: Wastewater Utility End Date: 2020
 Element Listing: Comm Svcs & Fac Area: Within City Status: Active
 Classification: Improvements Manager: Franco, Jesse Const. Code: Not Awarded

Proj Desc: This project will provide funding for the North Trunk N-1 which is an existing 39-inch diameter trunk that currently terminates at the intersection of Bangs Avenue and Carver Road. From this intersection, the trunk sewer conveys flows west in Bangs Avenue for approximately 5,300 feet to American Avenue. At American Avenue the trunk sewer proceeds south, where it is referred to as the West Trunk (Figure 4.1). The North Trunk will be extended east in Bangs Avenue to serve future development in the Kiernan/Carver, Kiernan/McHenry, Pelandale/McHenry and Hetch Hetchy CPDs in Area 1. The new service improvements includes 5,493-feet of 30-inch diameter pipe in Bangs Avenue that begins at the terminus of the existing North Trunk at Carver Road and runs east to North Star Way.

Proj Stat: Design to be completed by Summer 2018. Construction anticipated Fall 2018.

Expenditures	Budget	Actual+Commit	Available	Prop. Inc./Dec. for 18-19	Budget+Prop. Inc./Dec.	Avail.+Prop. Inc./Dec.	19-20	20-21	21-22	22-23	Total Budgeted up to 2023
CA Construction Admin	160,000	0	160,000	0	160,000	160,000	0	0	0	0	160,000
CON Construction	1,600,000	0	1,600,000	0	1,600,000	1,600,000	0	0	0	0	1,600,000
CTGY-CIP Contingency - CIP	160,000	0	160,000	0	160,000	160,000	0	0	0	0	160,000
EDA Eng/Design/Admin	280,000	63,402	216,598	0	280,000	216,598	0	0	0	0	280,000
Expenditure Totals:	2,200,000	63,402	2,136,598	0	2,200,000	2,136,598	0	0	0	0	2,200,000

Fund Balance Required	Budget+Prop. Inc./Dec.	Available+Prop. Inc./Dec.
Sewer Operations Fund-4210	2,200,000	2,136,598



City of Modesto

Project #: 100850

UTL - 2015 Sewer Lift Station Coating Rehabilitation



City of Modesto: 2018-23 Capital Improvement Program

UTL - 2015 Sewer Lift Station Coating Rehabilitation

100850

Capital Un-sponsored


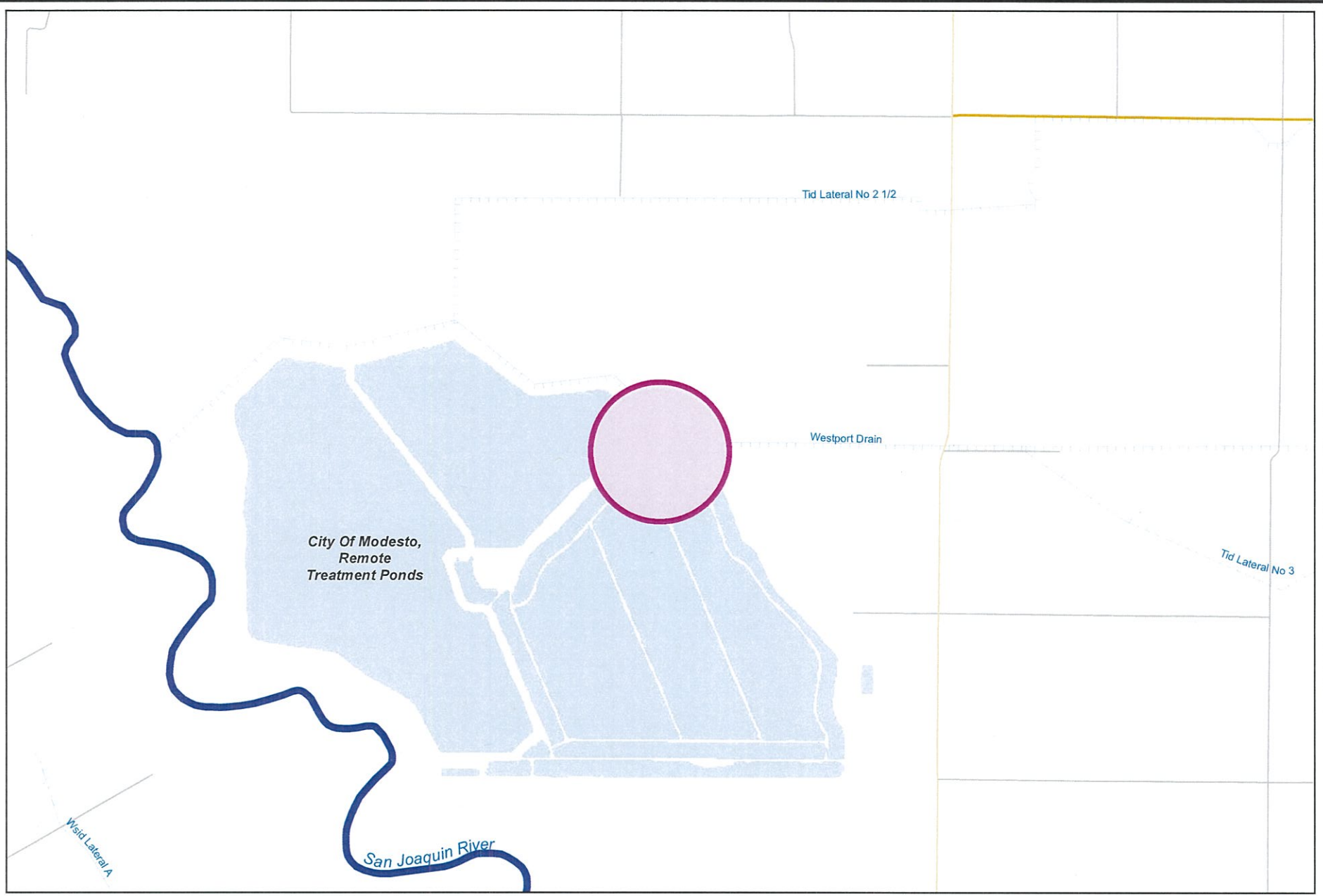
<i>Cost Center:</i> 49999	<i>Category:</i> Wastewater	<i>Start Date:</i> 2016
<i>Hosting Fund:</i> Sewer Operations Fund-4210	<i>Type Class:</i> Wastewater Utility	<i>End Date:</i> 2017
<i>Element Listing:</i> Comm Svcs & Fac	<i>Area:</i> Within City	<i>Status:</i> Active
<i>Classification:</i> Improvements	<i>Manager:</i> Franco, Jesse	<i>Const. Code:</i> To be Closed

Proj Desc: This project will provide evaluation and repair to the protective coating of various sewer lift stations. The lining protects the concrete structures from corrosion and extends the service life of the lift stations.

Proj Stat: Construction complete. Accepted by Council on 4/4/17, and enter into on-year warranty period. To be closed by end of FY17-18.

Expenditures	Budget	Actual+Commit	Available	Prop. Inc./Dec. for 18-19	Budget+Prop. Inc./Dec.	Avail.+Prop. Inc./Dec.	19-20	20-21	21-22	22-23	Total Budgeted up to 2023
CA Construction Admin	36,488	36,175	313	0	36,488	313	0	0	0	0	36,488
CON Construction	304,069	294,069	10,000	0	304,069	10,000	0	0	0	0	304,069
CTGY-CIP Contingency - CIP	30,407	0	30,407	0	30,407	30,407	0	0	0	0	30,407
EDA Eng/Design/Admin	24,956	24,477	479	0	24,956	479	0	0	0	0	24,956
Expenditure Totals:	395,920	354,721	41,199	0	395,920	41,199	0	0	0	0	395,920

Fund Balance Required	Budget+Prop. Inc./Dec.	Available+Prop. Inc./Dec.
Sewer Operations Fund-4210	395,920	41,199

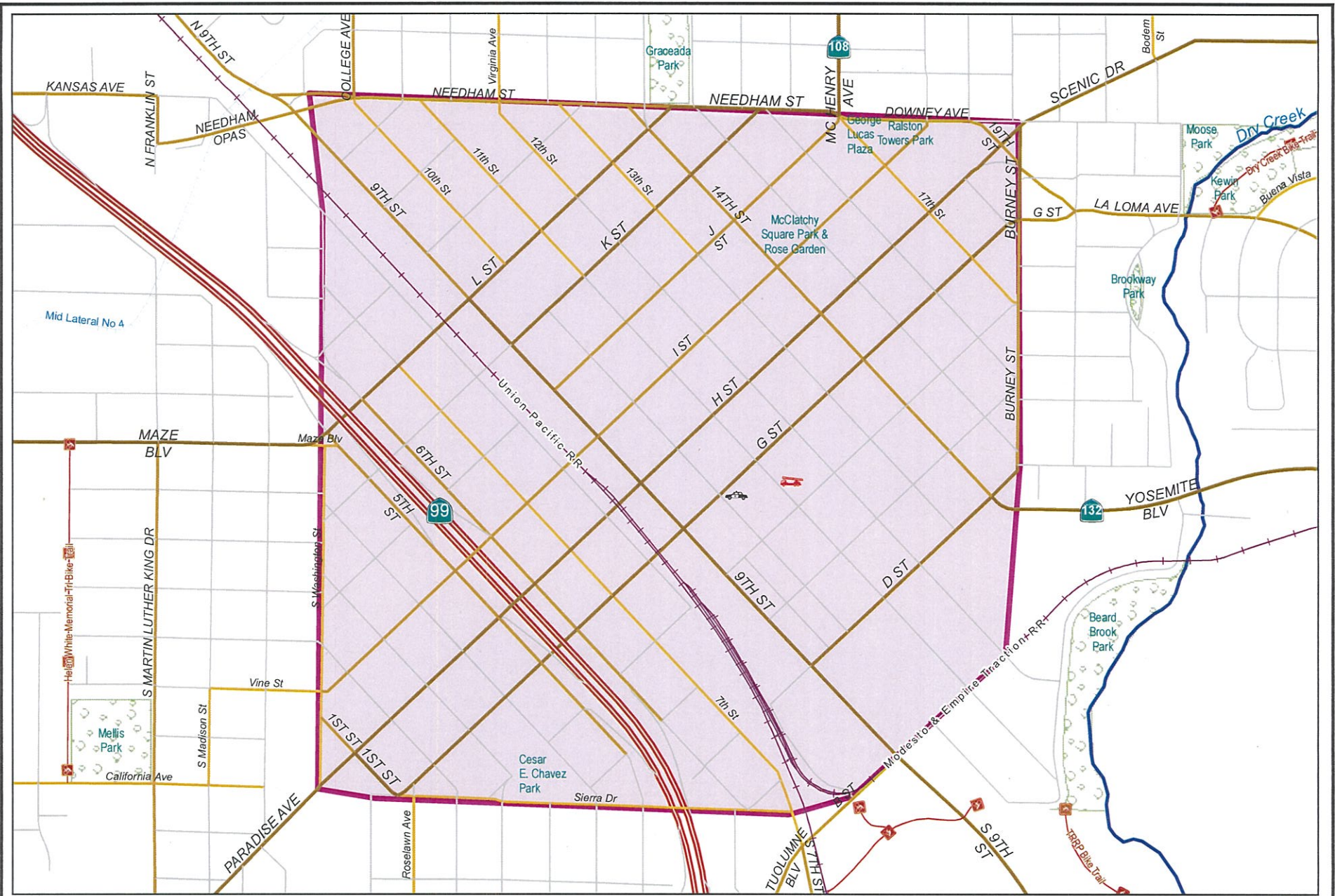


City of Modesto

Project #: 100860

UPP - Jennings Facultative Ponds Biosolids Removal





City of Modesto

Project #: 100861

UPP - Downtown Sewer Collection System Replacement



City of Modesto: 2018-23 Capital Improvement Program

UPP - Downtown Sewer Collection System Replacement

100861

Capital Un-sponsored

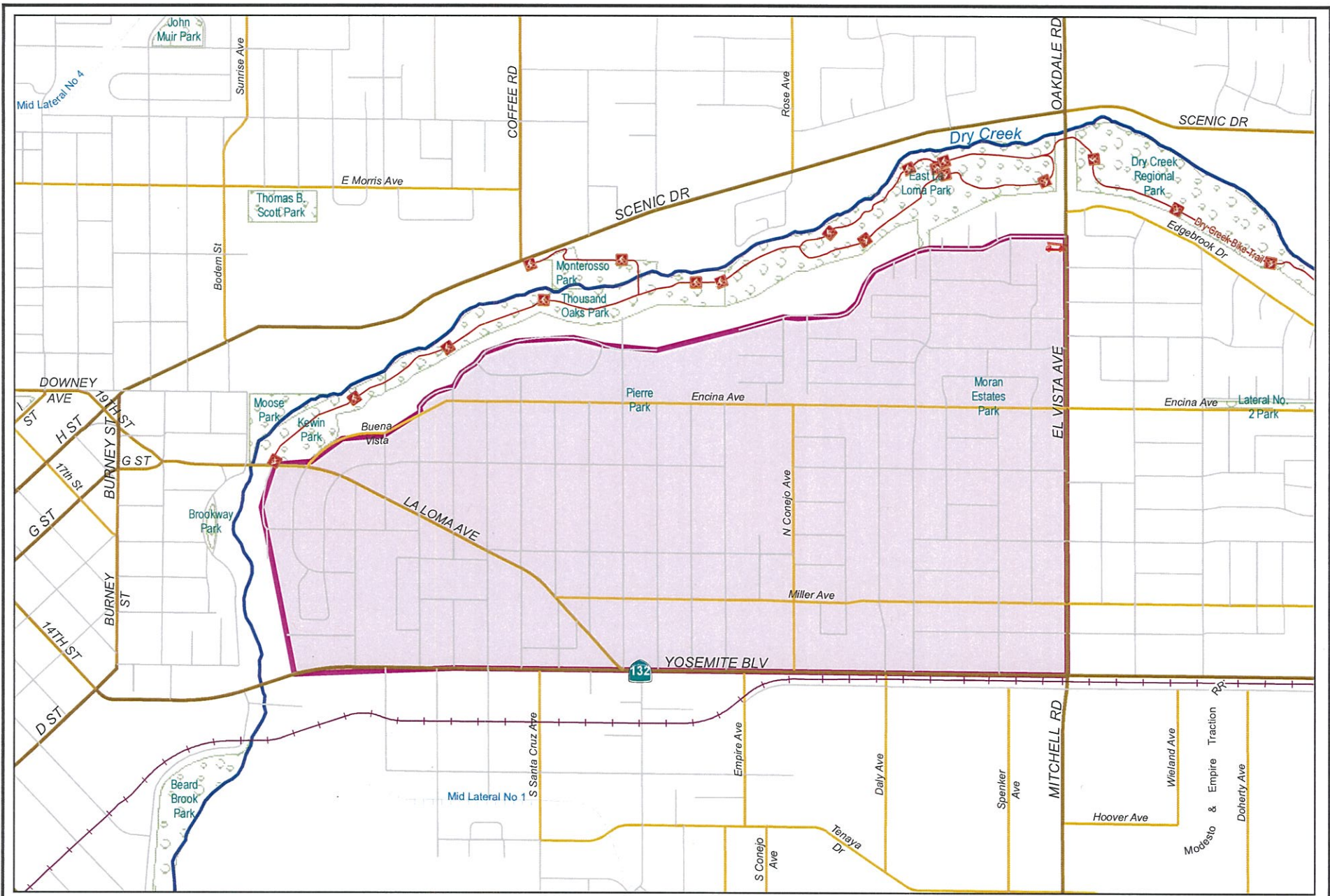
Cost Center: 49999 *Category:* Wastewater *Start Date:* 2015
Hosting Fund: Sewer Operations Fund-4210 *Type Class:* Wastewater Utility *End Date:* 2021
Element Listing: Comm Svcs & Fac *Area:* Within City *Status:* Active
Classification: Improvements *Manager:* Franco, Jesse *Const. Code:* Not Awarded

Proj Desc: This project will provide funding to perform topographic survey and GIS coordination of the sewer system within the downtown to assist with sewer replacements. Engineering will then coordinate with Operations and the recent CCTV inspections to determine sections of replacement.

Proj Stat: Survey and design effort is anticipated to begin late spring 2018, with phased construction to follow. First phase of construction anticipated FY 18-19.

Expenditures	Budget	Actual+Commit	Available	Prop. Inc./Dec. for 18-19	Budget+Prop. Inc./Dec.	Avail.+Prop. Inc./Dec.	19-20	20-21	21-22	22-23	Total Budgeted up to 2023
CA Construction Admin	0	0	0	80,000	80,000	80,000	0	0	0	0	80,000
CON Construction	0	0	0	1,000,000	1,000,000	1,000,000	0	0	0	0	1,000,000
CTGY Contingency - CIP	0	0	0	120,000	120,000	120,000	0	0	0	0	120,000
EDA Eng/Design/Admin	300,000	12,237	287,763	0	300,000	287,763	0	0	0	0	300,000
Expenditure Totals:	300,000	12,237	287,763	1,200,000	1,500,000	1,487,763	0	0	0	0	1,500,000

Fund Balance Required	Budget+Prop. Inc./Dec.	Available+Prop. Inc./Dec.
Sewer Operations Fund-4210	1,500,000	1,487,763



City of Modesto

Project #: 100916

UTL - La Loma Sewer



City of Modesto: 2018-23 Capital Improvement Program

UTL - La Loma Sewer

100916

Capital Un-sponsored


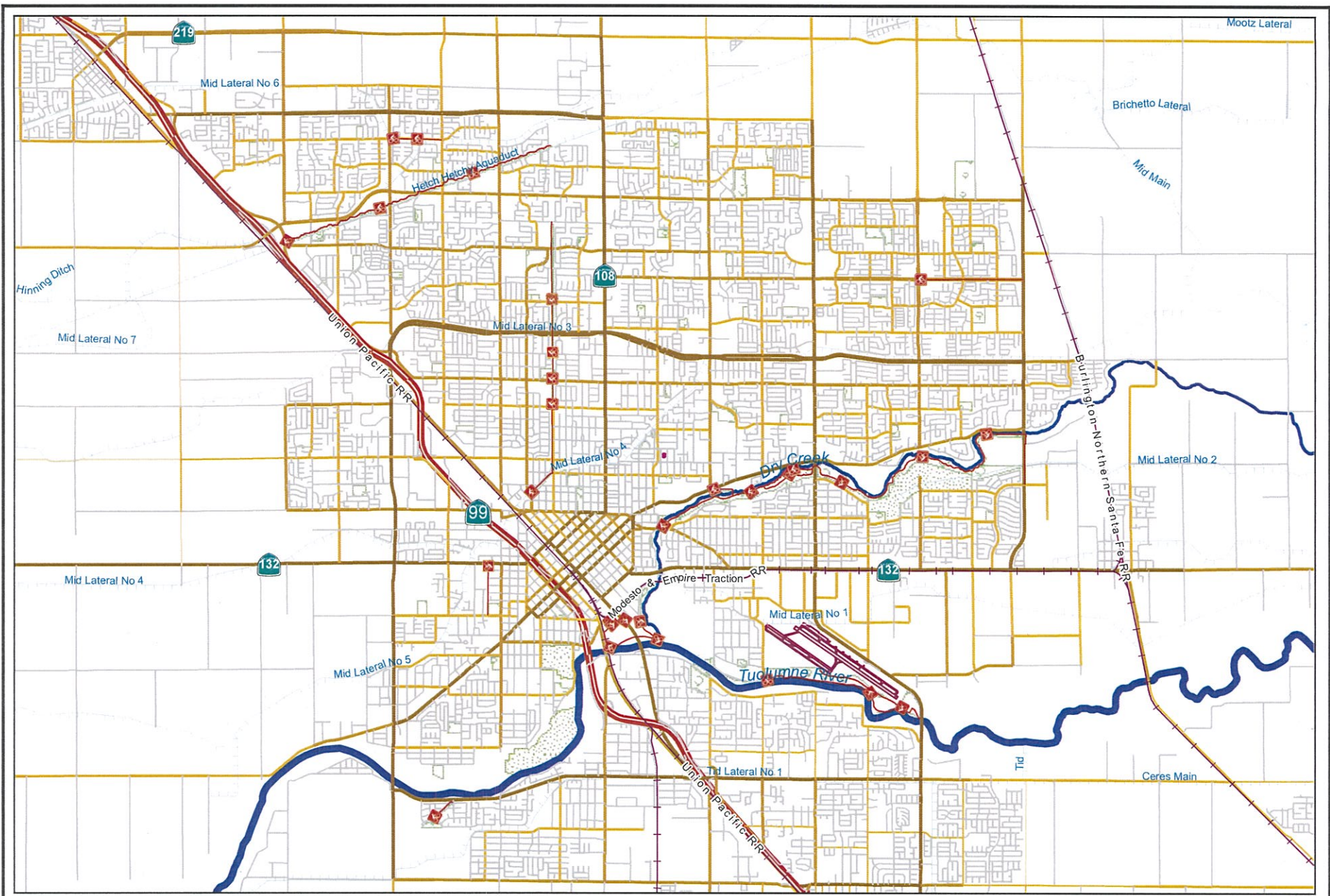
<i>Cost Center:</i> 49999	<i>Category:</i> Wastewater	<i>Start Date:</i> 2016
<i>Hosting Fund:</i> Sewer Operations Fund-4210	<i>Type Class:</i> Wastewater Utility	<i>End Date:</i> 2019
<i>Element Listing:</i> Comm Svcs & Fac	<i>Area:</i> Within City	<i>Status:</i> Active
<i>Classification:</i> Improvements	<i>Manager:</i> Franco, Jesse	<i>Const. Code:</i> Not Awarded

Proj Desc: This project will provide sewer main replacements within various locations throughout the La Loma Neighborhood, bounded by El Rio Avenue and El Vista Avenue, and Edgebrook Drive and Yosemite Boulevard. Locations to be provided by Wastewater Collections staff.

Proj Stat: Design to be in conjunction with water improvements in same neighborhood. Construction anticipated summer 2018.

Expenditures	Budget	Actual+Commit	Available	Prop. Inc./Dec. for 18-19	Budget+Prop. Inc./Dec.	Avail.+Prop. Inc./Dec.	19-20	20-21	21-22	22-23	Total Budgeted up to 2023
CA Construction Admin	90,000	0	90,000	0	90,000	90,000	0	0	0	0	90,000
CON Construction	750,000	0	750,000	0	750,000	750,000	0	0	0	0	750,000
CTGY-CIP Contingency - CIP	90,000	0	90,000	0	90,000	90,000	0	0	0	0	90,000
EDA Eng/Design/Admin	112,572	72	112,500	0	112,572	112,500	0	0	0	0	112,572
Expenditure Totals:	1,042,572	72	1,042,500	0	1,042,572	1,042,500	0	0	0	0	1,042,572

Fund Balance Required	Budget+Prop. Inc./Dec.	Available+Prop. Inc./Dec.
Sewer Operations Fund-4210	1,042,572	1,042,500



City of Modesto

Project #: 100925

UTL - 2016-2017 Sewer Replacement



City of Modesto: 2018-23 Capital Improvement Program

UTL - 2016-2017 Sewer Replacement

100925

Capital Un-sponsored

<i>Cost Center:</i> 49999	<i>Category:</i> Wastewater	<i>Start Date:</i> 2017
<i>Hosting Fund:</i> Sewer Operations Fund-4210	<i>Type Class:</i> Wastewater Utility	<i>End Date:</i> 2019
<i>Element Listing:</i> Comm Svcs & Fac	<i>Area:</i> Within City	<i>Status:</i> Active
<i>Classification:</i> Improvements	<i>Manager:</i> Franco, Jesse	<i>Const. Code:</i> Not Awarded

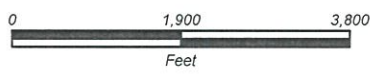
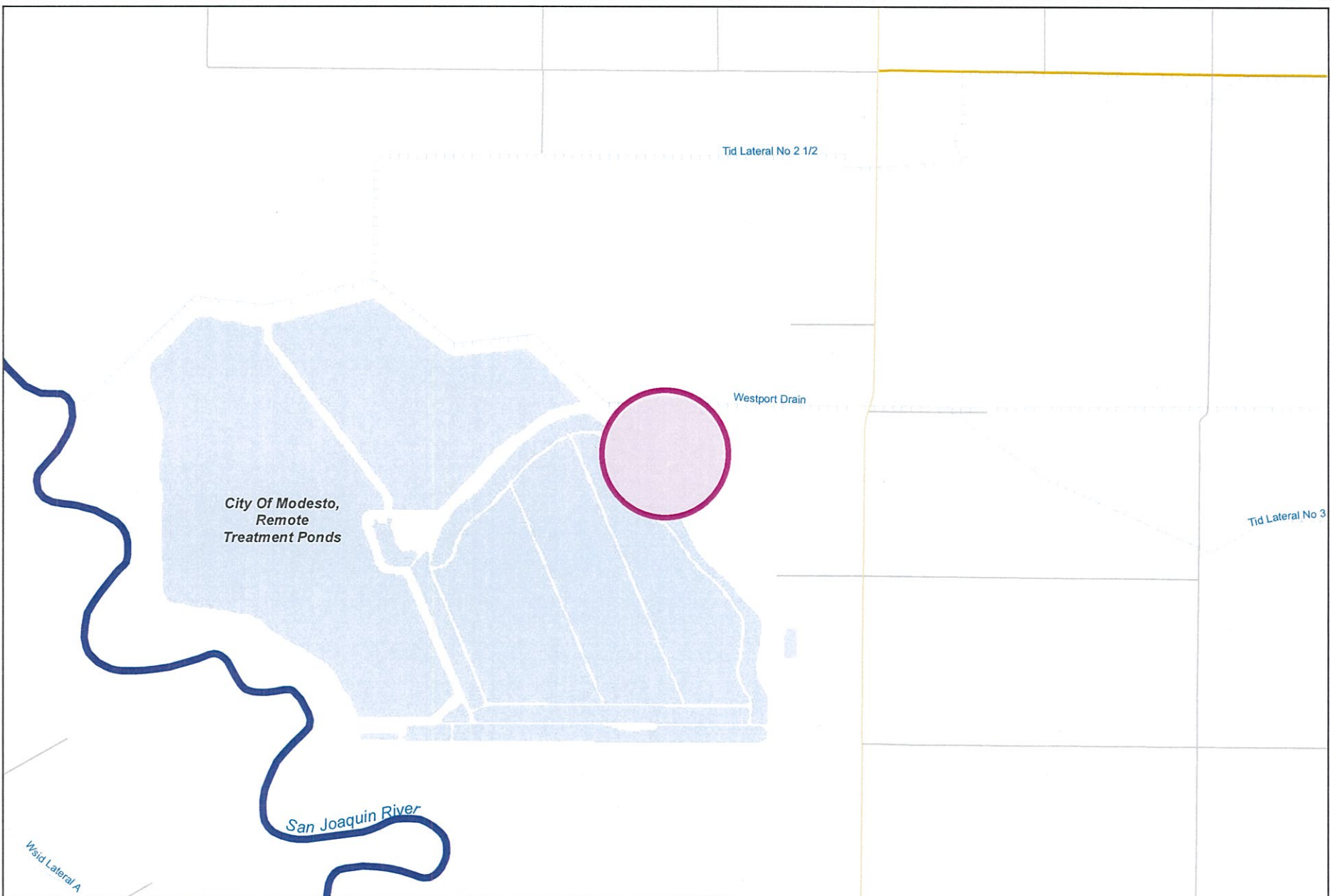
Proj Desc: This project will address sewer collection maintenance issue within various locations throughout the City and provide necessary sewer replacements.

Proj Stat: Construction anticipated to be complete by end of FY17-18.

Expenditures	Budget	Actual+Commit	Available	Prop. Inc./Dec. for 18-19	Budget+Prop. Inc./Dec.	Avail.+Prop. Inc./Dec.	19-20	20-21	21-22	22-23	Total Budgeted up to 2023
CA Construction Admin	111,811	3,437	108,374	0	111,811	108,374	0	0	0	0	111,811
CON Construction	764,834	363,697	401,137	0	764,834	401,137	0	0	0	0	764,834
CTGY-CIP Contingency - CIP	79,695	0	79,695	0	79,695	79,695	0	0	0	0	79,695
EDA Eng/Design/Admin	119,542	12,542	107,000	0	119,542	107,000	0	0	0	0	119,542
Expenditure Totals:	1,075,882	379,676	696,206	0	1,075,882	696,206	0	0	0	0	1,075,882

Fund Balance Required	Budget+Prop. Inc./Dec.	Available+Prop. Inc./Dec.
Sewer Operations Fund-4210	1,075,882	696,206

353



City of Modesto

Project #: 100927

UTL - Jennings Secondary Improvements



City of Modesto: 2018-23 Capital Improvement Program

UTL - Jennings Secondary Improvements

100927

Capital Un-sponsored

<i>Cost Center:</i> 49999	<i>Category:</i> Wastewater	<i>Start Date:</i> 2017
<i>Hosting Fund:</i> Sewer Operations Fund-4210	<i>Type Class:</i> Wastewater Utility	<i>End Date:</i> 2025
<i>Element Listing:</i> Comm Svcs & Fac	<i>Area:</i> Within City	<i>Status:</i> Active
<i>Classification:</i> Improvements	<i>Manager:</i> Franco, Jesse	<i>Const. Code:</i> New or Future

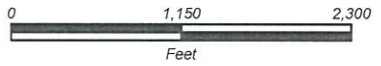
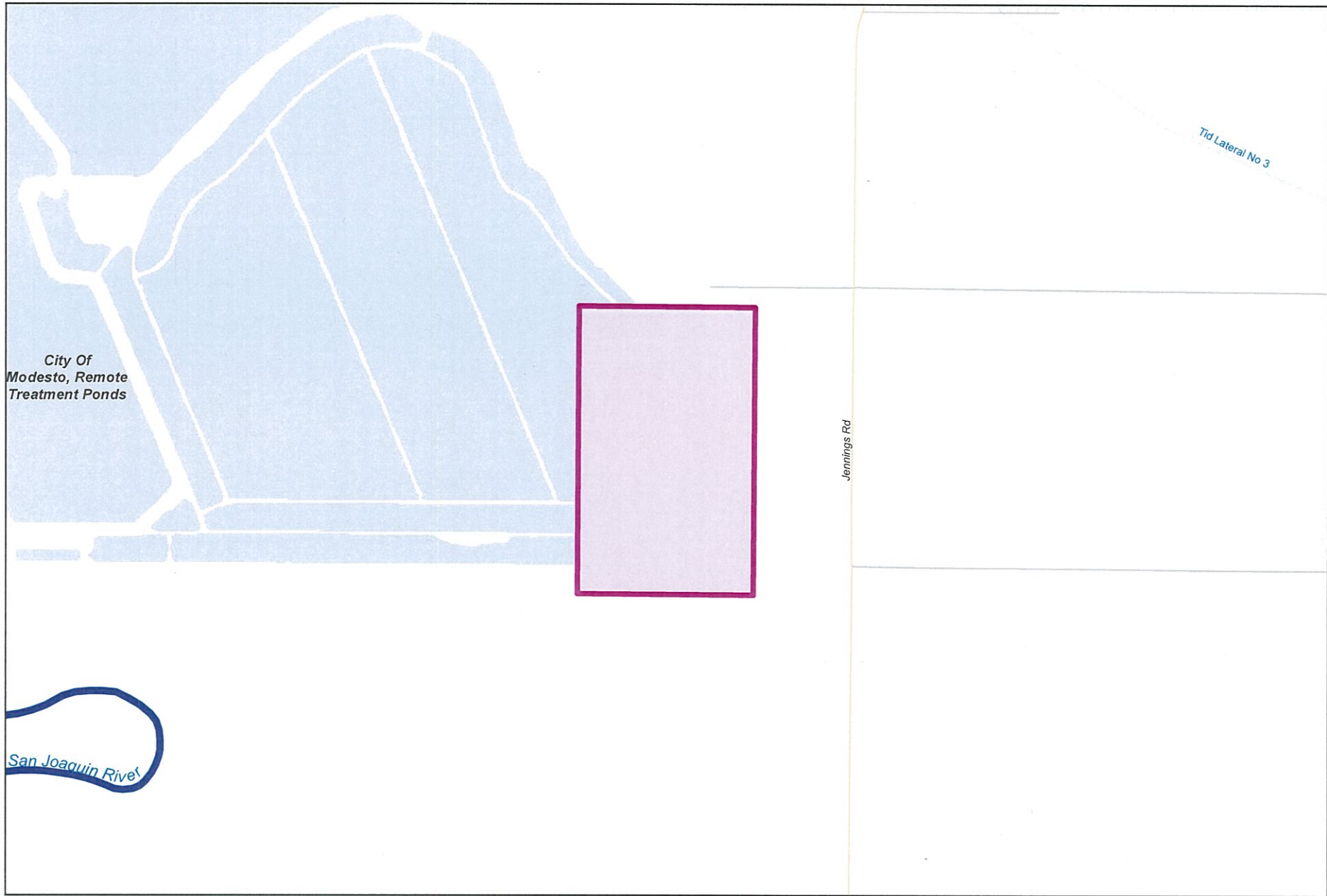
Proj Desc: This project will provide improvements to the Jennings Secondary Treatment Plant, including rehabilitation of the Fixed Film Reactors and installation of aerators in the Recirculation Channel. Initial project effort will focus on Preliminary Design of improvements. Actual construction budget will be contingent upon the proposed Sewer Rates being approved and adopted by Council.

Proj Stat: Preliminary design to begin FY 17-18. Final design anticipated FY 18-19.

Expenditures	Budget	Actual+Commit	Available	Prop. Inc./Dec. for 18-19	Budget+Prop. Inc./Dec.	Avail.+Prop. Inc./Dec.	19-20	20-21	21-22	22-23	Total Budgeted up to 2023
EDA Eng/Design/Admin	2,233,400	5,203	2,228,197	0	2,233,400	2,228,197	0	0	0	0	2,233,400
Expenditure Totals:	2,233,400	5,203	2,228,197	0	2,233,400	2,228,197	0	0	0	0	2,233,400

Fund Balance Required	Budget+Prop. Inc./Dec.	Available+Prop. Inc./Dec.
Sewer Operations Fund-4210	2,233,400	2,228,197

355



City of Modesto
Project #: 100929
UTL - Tertiary Bypass Line



City of Modesto: 2018-23 Capital Improvement Program

UTL - Tertiary Bypass Line

100929

Capital Un-sponsored

Cost Center: 49999 *Category:* Wastewater *Start Date:* 2017
Hosting Fund: Sewer Operations Fund-4210 *Type Class:* Wastewater Utility *End Date:* 2019
Element Listing: Comm Svcs & Fac *Area:* Within City *Status:* Active
Classification: Improvements *Manager:* Franco, Jesse *Const. Code:* Under Construction

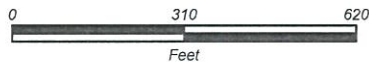
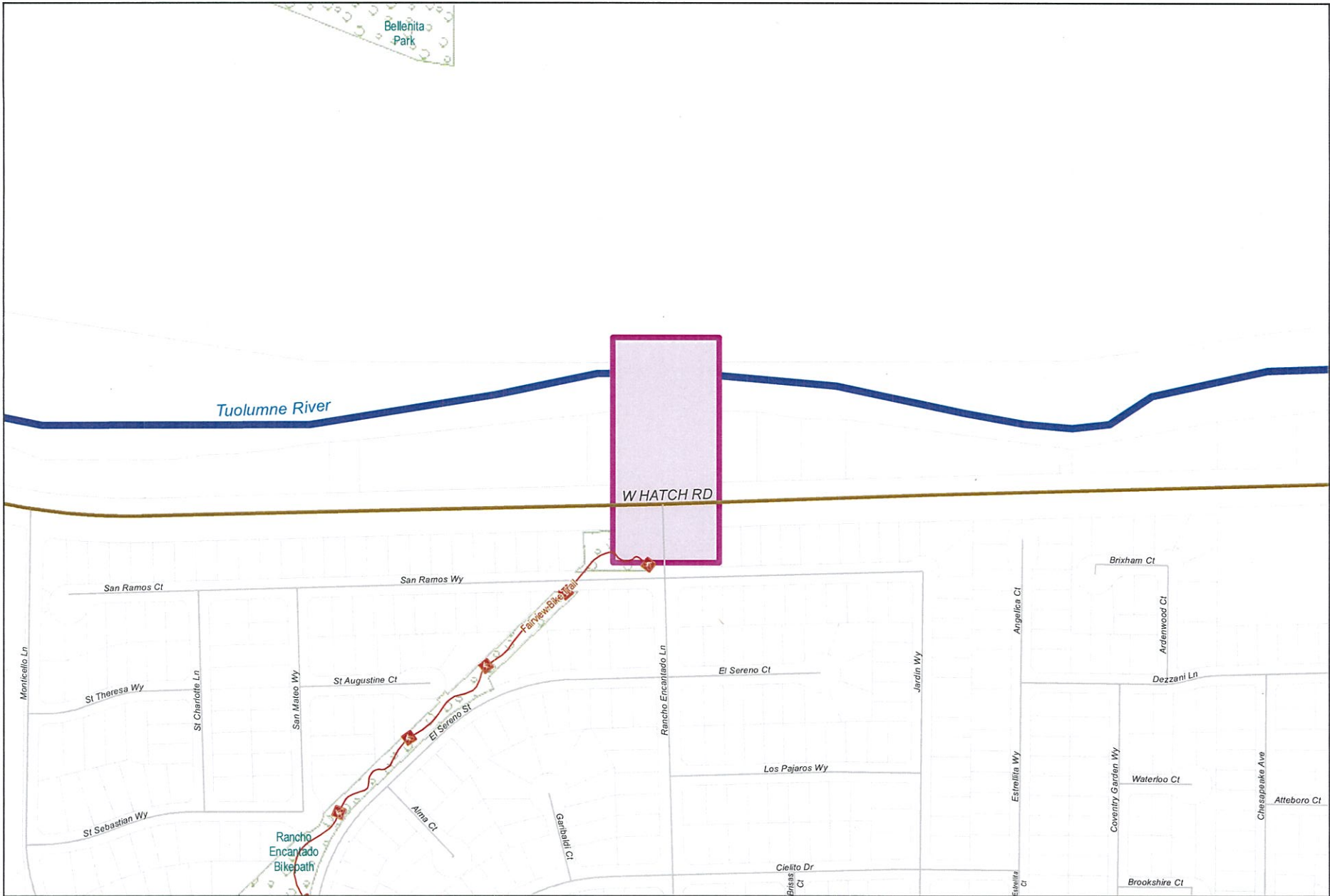
Proj Desc: This project will provide a Tertiary Effluent bypass line allowing bypass of outfall to the forebay for river discharge as well as a sampling station for combined tertiary effluent, and modifications to yard piping for tertiary treatment.

Proj Stat: Construction anticipated to be completed by end of FY 17-18.

Expenditures	Budget	Actual+Commit	Available	Prop. Inc./Dec. for 18-19	Budget+Prop. Inc./Dec.	Avail.+Prop. Inc./Dec.	19-20	20-21	21-22	22-23	Total Budgeted up to 2023
CA Construction Admin	24,633	165	24,468	0	24,633	24,468	0	0	0	0	24,633
CON Construction	205,000	0	205,000	0	205,000	205,000	0	0	0	0	205,000
CTGY-CIP Contingency - CIP	20,500	0	20,500	0	20,500	20,500	0	0	0	0	20,500
EDA Eng/Design/Admin	67,215	57,926	9,289	0	67,215	9,289	0	0	0	0	67,215
Expenditure Totals:	317,348	58,091	259,257	0	317,348	259,257	0	0	0	0	317,348

Fund Balance Required	Budget+Prop. Inc./Dec.	Available+Prop. Inc./Dec.
Sewer Operations Fund-4210	317,348	259,257

357



City of Modesto

Project #: 100930

UTL - Tuolumne River Crossings



City of Modesto: 2018-23 Capital Improvement Program

UTL - Tuolumne River Crossings

100930

Capital Un-sponsored

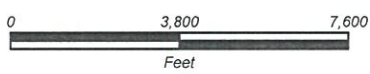
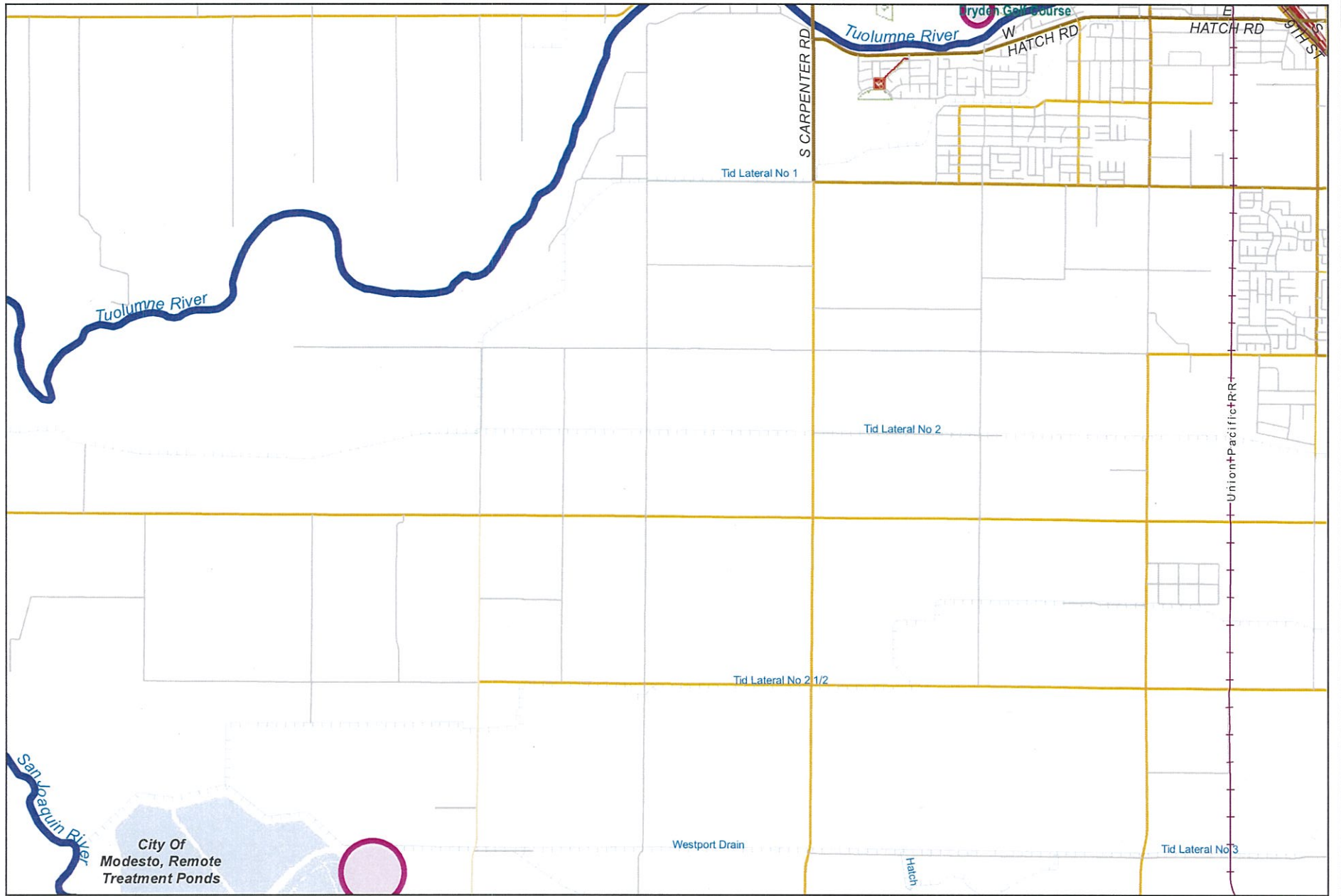
<i>Cost Center:</i> 49999	<i>Category:</i> Wastewater	<i>Start Date:</i> 2017
<i>Hosting Fund:</i> Sewer Operations Fund-4210	<i>Type Class:</i> Wastewater Utility	<i>End Date:</i> 2022
<i>Element Listing:</i> Comm Svcs & Fac	<i>Area:</i> Within City	<i>Status:</i> Active
<i>Classification:</i> Improvements	<i>Manager:</i> Franco, Jesse	<i>Const. Code:</i> New or Future

Proj Desc: This project will replace the existing wastewater outfall trunk lines that cross the Tuolumne River. Initial project effort will focus on Preliminary Design of improvements. Actual construction budget will be contingent upon the proposed Sewer Rates being approved and adopted by Council. Project will also include Sutter Effluent Pump Station.

Proj Stat: Preliminary design to begin FY 18-19. Final design anticipated FY 19-20.

Expenditures	Budget	Actual+Commit	Available	Prop. Inc./Dec. for 18-19	Budget+Prop. Inc./Dec.	Avail.+Prop. Inc./Dec.	19-20	20-21	21-22	22-23	Total Budgeted up to 2023
EDA Eng/Design/Admin	3,889,942	0	3,889,942	0	3,889,942	3,889,942	0	0	0	0	3,889,942
Expenditure Totals:	3,889,942	0	3,889,942	0	3,889,942	3,889,942	0	0	0	0	3,889,942

Fund Balance Required	Budget+Prop. Inc./Dec.	Available+Prop. Inc./Dec.
Sewer Operations Fund-4210	3,889,942	3,889,942



City of Modesto

Project #: 100931

UTL - Plant Structural Improvements



City of Modesto: 2018-23 Capital Improvement Program

UTL - Plant Structural Improvements

100931

Capital Un-sponsored

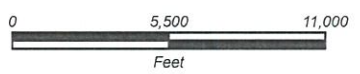
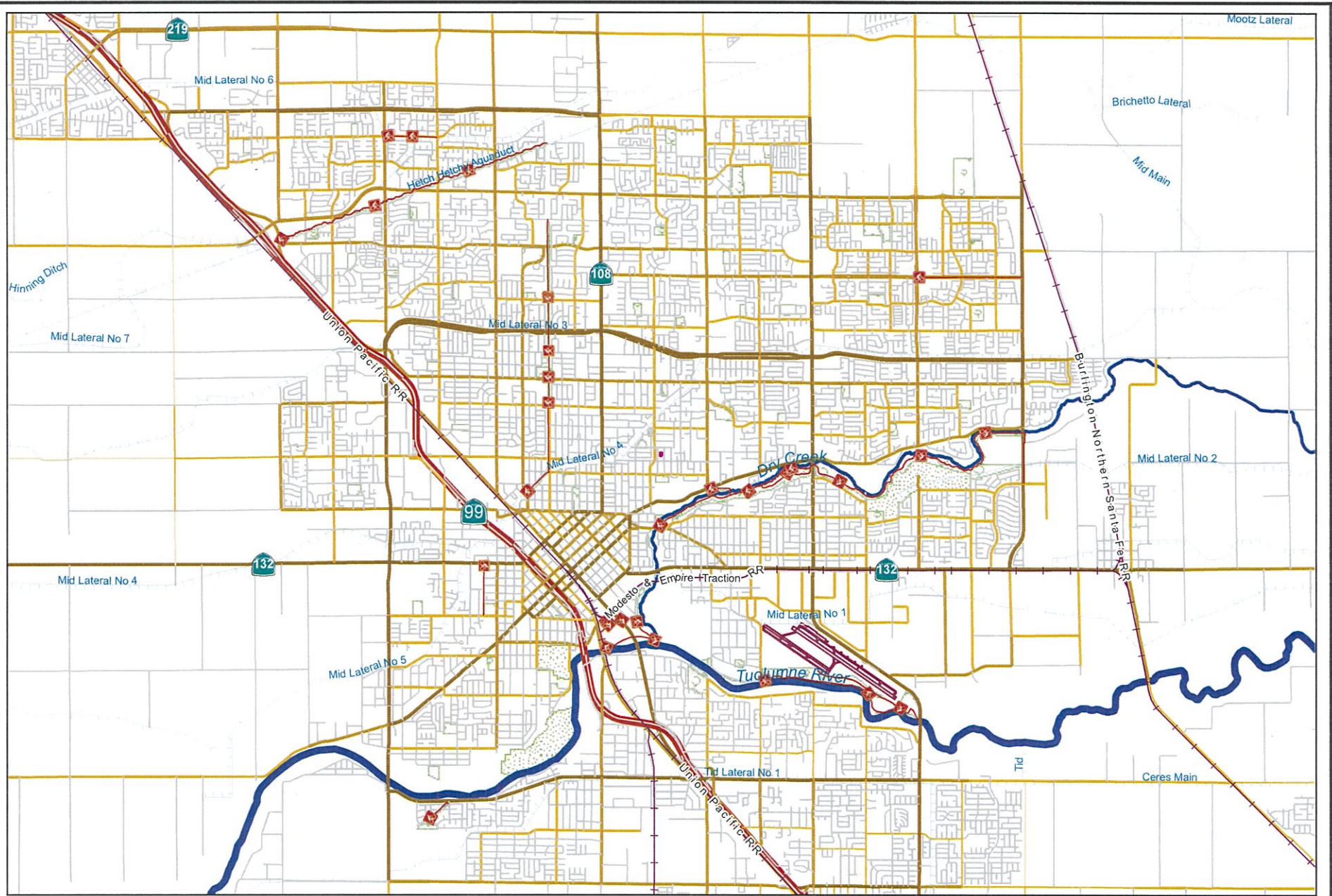
<i>Cost Center:</i> 49999	<i>Category:</i> Wastewater	<i>Start Date:</i> 2016
<i>Hosting Fund:</i> Sewer Operations Fund-4210	<i>Type Class:</i> Wastewater Utility	<i>End Date:</i> 2020
<i>Element Listing:</i> Comm Svcs & Fac	<i>Area:</i> Within City	<i>Status:</i> Active
<i>Classification:</i> Improvements	<i>Manager:</i> Franco, Jesse	<i>Const. Code:</i> Not Awarded

Proj Desc: This project will provide structural repairs and improvements to Anaerobic Digesters No. 1 and 2 at the Sutter Plant, as well as structural improvements to the Training Center at the Jennings Plant.

Proj Stat: Construction to be completed by end of FY 18-19.

Expenditures	Budget	Actual+Commit	Available	Prop. Inc./Dec. for 18-19	Budget+Prop. Inc./Dec.	Avail.+Prop. Inc./Dec.	19-20	20-21	21-22	22-23	Total Budgeted up to 2023
CA Construction Admin	25,000	0	25,000	55,000	80,000	80,000	0	0	0	0	80,000
CON Construction	250,000	0	250,000	800,000	1,050,000	1,050,000	0	0	0	0	1,050,000
CTGY-CIP Contingency - CIP	25,000	0	25,000	55,000	80,000	80,000	0	0	0	0	80,000
EDA Eng/Design/Admin	25,000	6,452	18,548	60,000	85,000	78,548	0	0	0	0	85,000
Expenditure Totals:	325,000	6,452	318,548	970,000	1,295,000	1,288,548	0	0	0	0	1,295,000

Fund Balance Required	Budget+Prop. Inc./Dec.	Available+Prop. Inc./Dec.
Sewer Operations Fund-4210	1,295,000	1,288,548



City of Modesto

Project #: 100996

UPP - 2017-2018 Sewer Replacement



City of Modesto: 2018-23 Capital Improvement Program

UPP - 2017-2018 Sewer Replacement

100996

Capital Un-sponsored

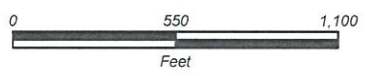
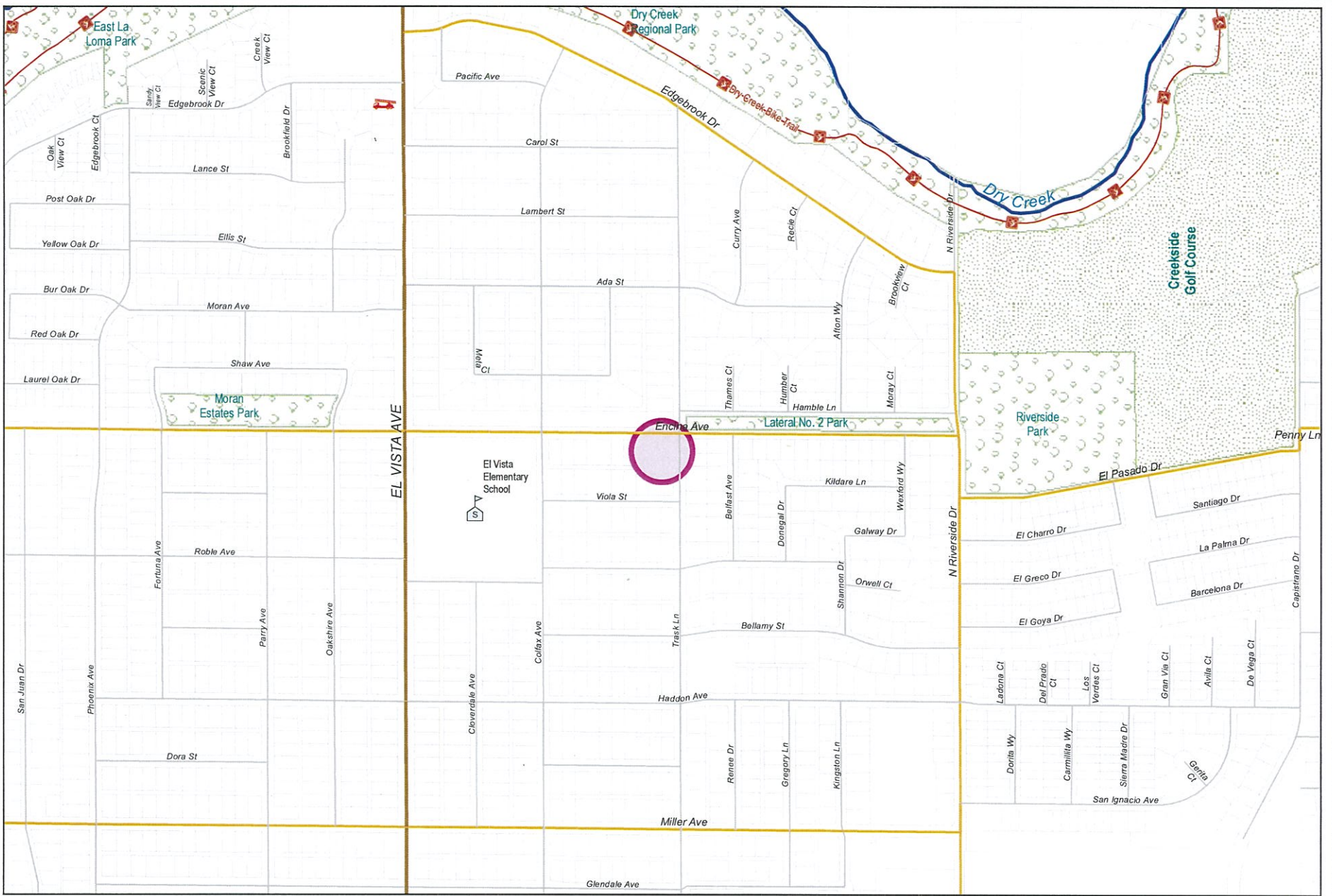
<i>Cost Center:</i> 49999	<i>Category:</i> Wastewater	<i>Start Date:</i> 2018
<i>Hosting Fund:</i> Sewer Operations Fund-4210	<i>Type Class:</i> Wastewater Utility	<i>End Date:</i> 2019
<i>Element Listing:</i> Comm Svcs & Fac	<i>Area:</i> Within City	<i>Status:</i> Active
<i>Classification:</i> Improvements	<i>Manager:</i> Franco, Jesse	<i>Const. Code:</i> Not Awarded

Proj Desc: This project will address sewer collection maintenance issues within various locations throughout the City and provide necessary sewer replacements. Locations to be provided by Wastewater Collections staff.

Proj Stat: Design to begin late spring 2018. Construction anticipated fall 2018.

Expenditures	Budget	Actual+Commit	Available	Prop. Inc./Dec. for 18-19	Budget+Prop. Inc./Dec.	Avail.+Prop. Inc./Dec.	19-20	20-21	21-22	22-23	Total Budgeted up to 2023
CA Construction Admin	97,782	0	97,782	0	97,782	97,782	0	0	0	0	97,782
CON Construction	814,848	0	814,848	0	814,848	814,848	0	0	0	0	814,848
CTGY-CIP Contingency - CIP	81,485	0	81,485	0	81,485	81,485	0	0	0	0	81,485
EDA Eng/Design/Admin	135,561	1,438	134,123	0	135,561	134,123	0	0	0	0	135,561
Expenditure Totals:	1,129,676	1,438	1,128,238	0	1,129,676	1,128,238	0	0	0	0	1,129,676

Fund Balance Required	Budget+Prop. Inc./Dec.	Available+Prop. Inc./Dec.
Sewer Operations Fund-4210	1,129,676	1,128,238



City of Modesto

Project #: 100998

UPP - Encina Sewer Lift Station Replacement



City of Modesto: 2018-23 Capital Improvement Program

UPP - Encina Sewer Lift Station Replacement

100998

Capital Un-sponsored

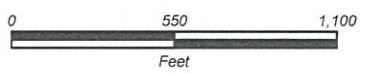
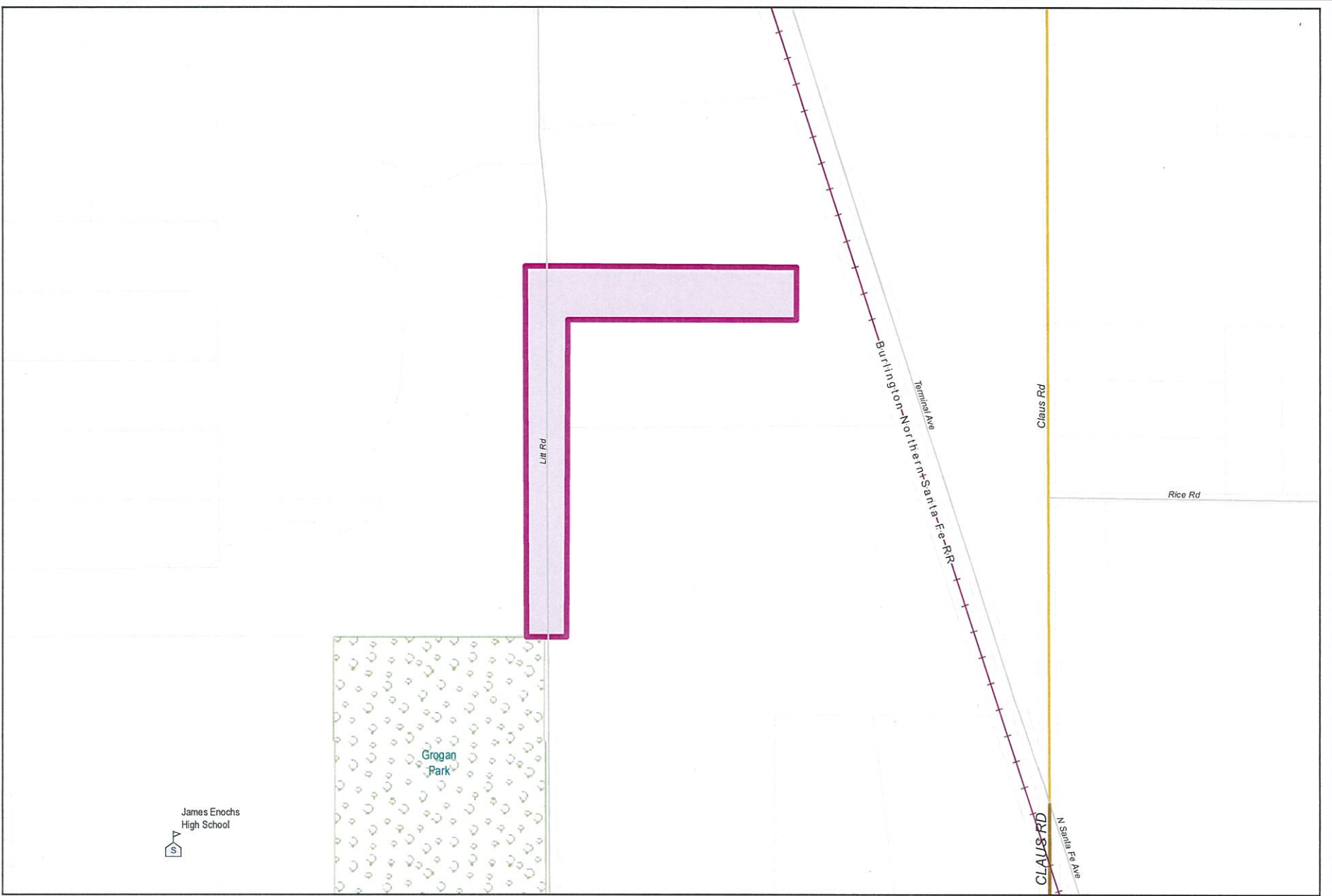
<i>Cost Center:</i> 49999	<i>Category:</i> Wastewater	<i>Start Date:</i> 2018
<i>Hosting Fund:</i> Sewer Operations Fund-4210	<i>Type Class:</i> Wastewater Utility	<i>End Date:</i> 2019
<i>Element Listing:</i> Comm Svcs & Fac	<i>Area:</i> Within City	<i>Status:</i> Active
<i>Classification:</i> Improvements	<i>Manager:</i> Franco, Jesse	<i>Const. Code:</i> Not Awarded

Proj Desc: This project will provide funding for the Encina Sewer Lift Station located near the southwest corner of Encina Avenue and Trask Lane. The existing lift station is located within the roadway making routine maintetance challenging. Lift Station will be relocated out of the street to an adjacent location within public right-of-way. Work for the project will consist of constructing a new submersible lift station with two submersible pumps.

Proj Stat: Design to begin late Spring 2018. Construction anticipated Fall 2018.

Expenditures	Budget	Actual+Commit	Available	Prop. Inc./Dec. for 18-19	Budget+Prop. Inc./Dec.	Avail.+Prop. Inc./Dec.	19-20	20-21	21-22	22-23	Total Budgeted up to 2023
CA Construction Admin	60,000	0	60,000	0	60,000	60,000	0	0	0	0	60,000
CON Construction	500,000	0	500,000	0	500,000	500,000	0	0	0	0	500,000
CTGY-CIP Contingency - CIP	50,000	0	50,000	0	50,000	50,000	0	0	0	0	50,000
EDA Eng/Design/Admin	60,000	0	60,000	0	60,000	60,000	0	0	0	0	60,000
Expenditure Totals:	670,000	0	670,000	0	670,000	670,000	0	0	0	0	670,000

Fund Balance Required	Budget+Prop. Inc./Dec.	Available+Prop. Inc./Dec.
Sewer Operations Fund-4210	670,000	670,000



City of Modesto

Project #: 101002

UPP - Litt Road Sewer Trunk Extension



City of Modesto: 2018-23 Capital Improvement Program

UPP - Litt Road Sewer Trunk Extension

101002

Capital Un-sponsored


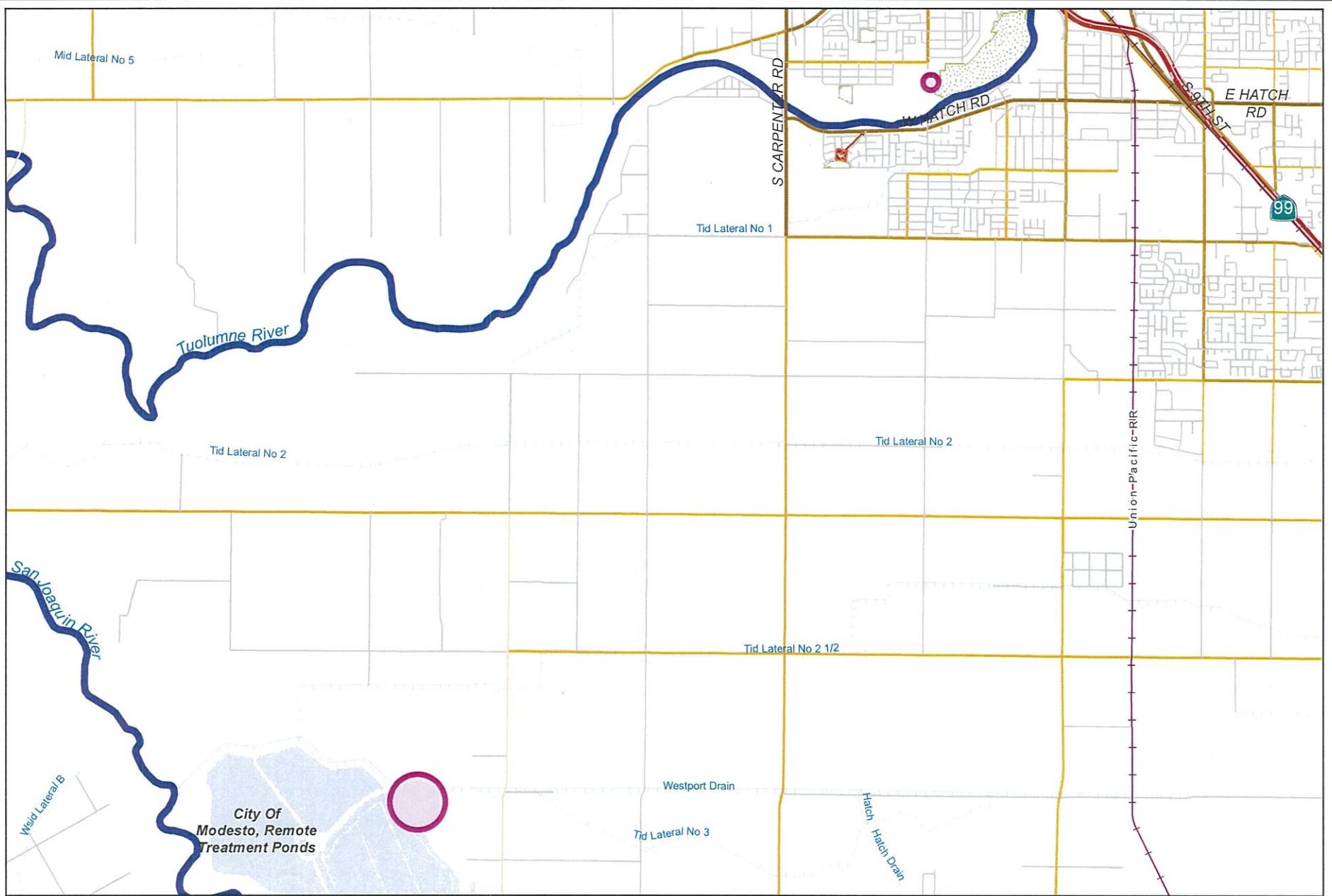
<i>Cost Center:</i> 49999	<i>Category:</i> Wastewater	<i>Start Date:</i> 2017
<i>Hosting Fund:</i> Sewer Operations Fund-4210	<i>Type Class:</i> Wastewater Utility	<i>End Date:</i> 2019
<i>Element Listing:</i> Comm Svcs & Fac	<i>Area:</i> Within City	<i>Status:</i> Active
<i>Classification:</i> Improvements	<i>Manager:</i> Franco, Jesse	<i>Const. Code:</i> Under Construction

Proj Desc: This project will provide funding to extend the 21-inch diameter sewer trunk along Litt Road approximately 2500 feet as well as a installing a sewer main to serve the future Corporation yard.

Proj Stat: Design to begin late Summer 2017. Construction anticipated to be complete by end of FY 17-18.

Expenditures	Budget	Actual+Commit	Available	Prop. Inc./Dec. for 18-19	Budget+Prop. Inc./Dec.	Avail.+Prop. Inc./Dec.	19-20	20-21	21-22	22-23	Total Budgeted up to 2023
CA Construction Admin	72,000	13	71,987	0	72,000	71,987	0	0	0	0	72,000
CON Construction	600,000	0	600,000	0	600,000	600,000	0	0	0	0	600,000
CTGY-CIP Contingency - CIP	60,000	0	60,000	0	60,000	60,000	0	0	0	0	60,000
EDA Eng/Design/Admin	72,000	955	71,045	0	72,000	71,045	0	0	0	0	72,000
Expenditure Totals:	804,000	968	803,032	0	804,000	803,032	0	0	0	0	804,000

Fund Balance Required	Budget+Prop. Inc./Dec.	Available+Prop. Inc./Dec.
Sewer Operations Fund-4210	804,000	803,032



City of Modesto

Project #: 101004

UPP - Wastewater Building Upgrades



City of Modesto: 2018-23 Capital Improvement Program

UPP - Wastewater Building Upgrades

101004

Capital Un-sponsored

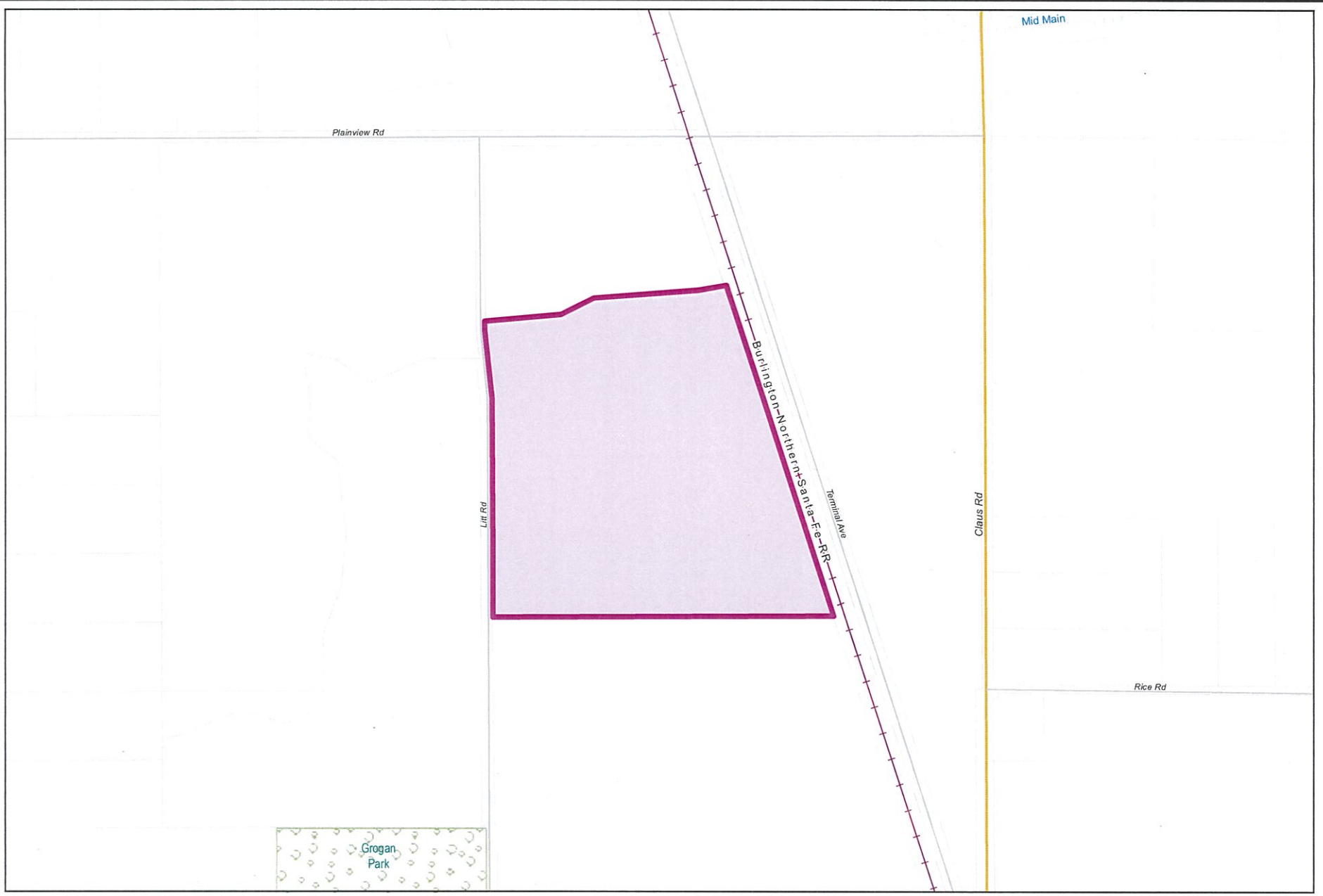
<i>Cost Center:</i> 49999	<i>Category:</i> Wastewater	<i>Start Date:</i> 2018
<i>Hosting Fund:</i> Sewer Operations Fund-4210	<i>Type Class:</i> Wastewater Utility	<i>End Date:</i> 2019
<i>Element Listing:</i> Comm Svcs & Fac	<i>Area:</i> Within City	<i>Status:</i> Active
<i>Classification:</i> Improvements	<i>Manager:</i> Franco, Jesse	<i>Const. Code:</i> Not Awarded

Proj Desc: This project will provide funding for upgrades to existing buildings at the Wastewater Plants including the MCC buildings and the Jennings Lab.

Proj Stat: Design to begin Fall 2017. Construction to be complete by end of 2018.

Expenditures	Budget	Actual+Commit	Available	Prop. Inc./Dec. for 18-19	Budget+Prop. Inc./Dec.	Avail.+Prop. Inc./Dec.	19-20	20-21	21-22	22-23	Total Budgeted up to 2023
CA Construction Admin	42,000	0	42,000	0	42,000	42,000	0	0	0	0	42,000
CON Construction	350,000	0	350,000	0	350,000	350,000	0	0	0	0	350,000
CTGY-CIP Contingency - CIP	35,000	0	35,000	0	35,000	35,000	0	0	0	0	35,000
EDA Eng/Design/Admin	42,000	920	41,080	0	42,000	41,080	0	0	0	0	42,000
Expenditure Totals:	469,000	920	468,080	0	469,000	468,080	0	0	0	0	469,000

Fund Balance Required	Budget+Prop. Inc./Dec.	Available+Prop. Inc./Dec.
Sewer Operations Fund-4210	469,000	468,080



City of Modesto

Project #: 101005

UPP - Wastewater Collections Corp Yard



City of Modesto: 2018-23 Capital Improvement Program

UPP - Wastewater Collections Corp Yard

101005

Capital Un-sponsored

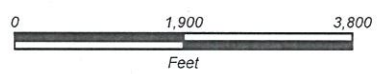
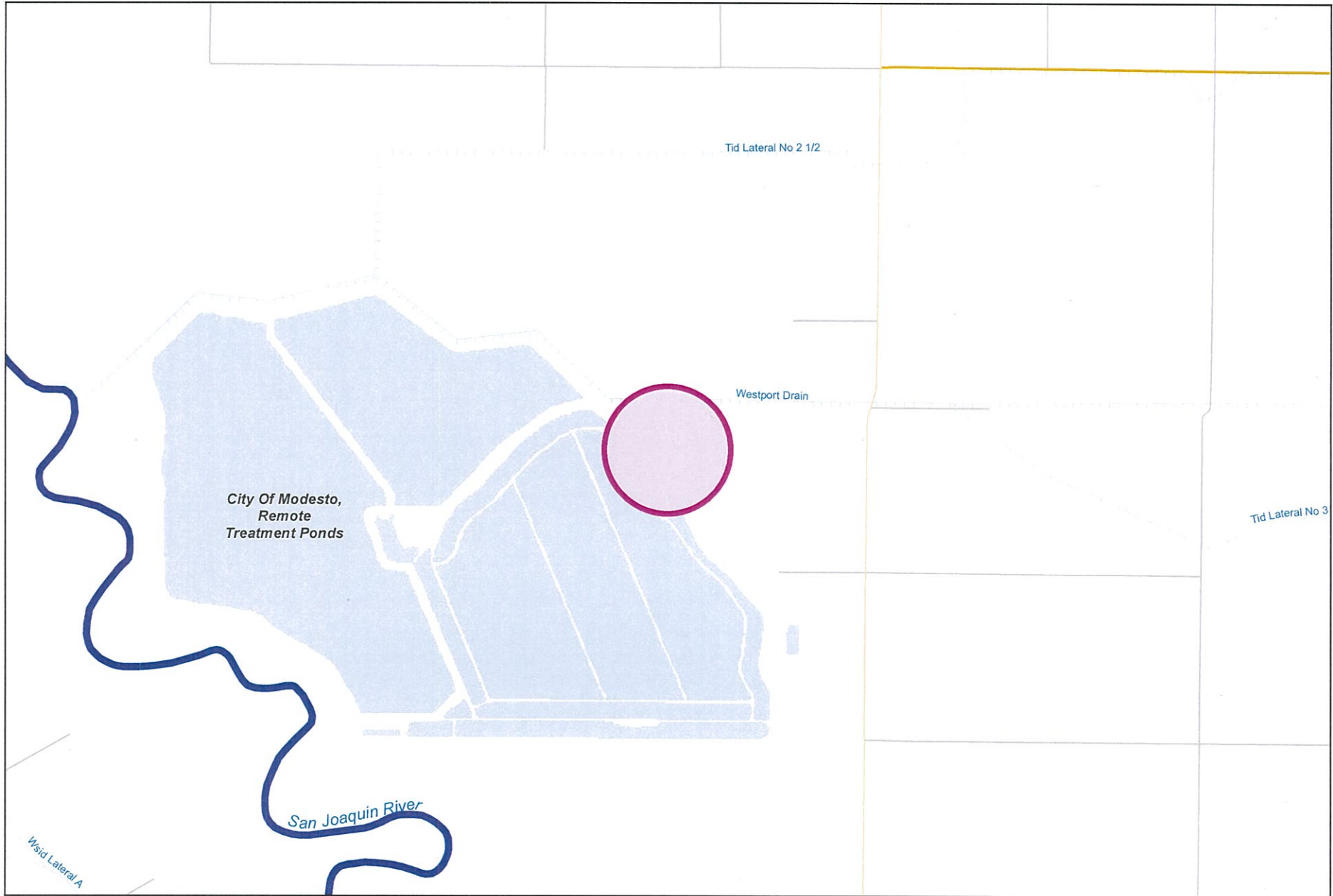
<i>Cost Center:</i> 49999	<i>Category:</i> Wastewater	<i>Start Date:</i> 2018
<i>Hosting Fund:</i> Sewer Operations Fund-4210	<i>Type Class:</i> Wastewater Utility	<i>End Date:</i> 2019
<i>Element Listing:</i> Comm Svcs & Fac	<i>Area:</i> Within City	<i>Status:</i> New
<i>Classification:</i> Improvements	<i>Manager:</i> Franco, Jesse	<i>Const. Code:</i> New or Future

Proj Desc: This project will provide funding for the Wastewater Collections satellite corp yard located in the same parcel as the new Water Corp Yard.

Proj Stat: Design and construction to begin FY 17-18 as part of design-build process.

Expenditures	Budget	Actual+Commit	Available	Prop. Inc./Dec. for 18-19	Budget+Prop. Inc./Dec.	Avail.+Prop. Inc./Dec.	19-20	20-21	21-22	22-23	Total Budgeted up to 2023
CA Construction Admin	250,000	0	250,000	0	250,000	250,000	0	0	0	0	250,000
CON Construction	2,500,000	0	2,500,000	0	2,500,000	2,500,000	0	0	0	0	2,500,000
CTGY-CIP Contingency - CIP	250,000	0	250,000	0	250,000	250,000	0	0	0	0	250,000
EDA Eng/Design/Admin	300,000	0	300,000	0	300,000	300,000	0	0	0	0	300,000
Expenditure Totals:	3,300,000	0	3,300,000	0	3,300,000	3,300,000	0	0	0	0	3,300,000

Fund Balance Required	Budget+Prop. Inc./Dec.	Available+Prop. Inc./Dec.
Sewer Operations Fund-4210	3,300,000	3,300,000



City of Modesto
Project #: 101031
UTL - Phase 1A Membrane Replacement



City of Modesto: 2018-23 Capital Improvement Program

UTL - Phase 1A Membrane Replacement

101031

Capital Un-sponsored

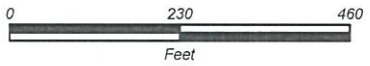
<i>Cost Center:</i> 49999	<i>Category:</i> Wastewater	<i>Start Date:</i> 2017
<i>Hosting Fund:</i> Sewer Operations Fund-4210	<i>Type Class:</i> Wastewater Utility	<i>End Date:</i> 2019
<i>Element Listing:</i> Comm Svcs & Fac	<i>Area:</i> Within City	<i>Status:</i> Active
<i>Classification:</i> Improvements	<i>Manager:</i> Franco, Jesse	<i>Const. Code:</i> Under Construction

Proj Desc: This project will provide funding to replace membrane units for Phase 1 tertiary treatment.

Proj Stat: Equipment to be installed Spring 2018.

Expenditures	Budget	Actual+Commit	Available	Prop. Inc./Dec. for 18-19	Budget+Prop. Inc./Dec.	Avail.+Prop. Inc./Dec.	19-20	20-21	21-22	22-23	Total Budgeted up to 2023
CA Construction Admin	50,000	0	50,000	0	50,000	50,000	0	0	0	0	50,000
CON Construction	1,350,000	1,144,814	205,186	0	1,350,000	205,186	0	0	0	0	1,350,000
CTGY-CIP Contingency - CIP	50,000	0	50,000	0	50,000	50,000	0	0	0	0	50,000
EDA Eng/Design/Admin	50,000	761	49,240	0	50,000	49,240	0	0	0	0	50,000
Expenditure Totals:	1,500,000	1,145,575	354,426	0	1,500,000	354,426	0	0	0	0	1,500,000

Fund Balance Required	Budget+Prop. Inc./Dec.	Available+Prop. Inc./Dec.
Sewer Operations Fund-4210	1,500,000	354,426



City of Modesto

Project #: 101032

UTL - Rouse Easement Improvements



City of Modesto: 2018-23 Capital Improvement Program

UTL - Rouse Easement Improvements

101032

Capital Un-sponsored

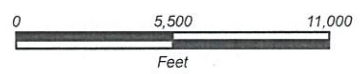
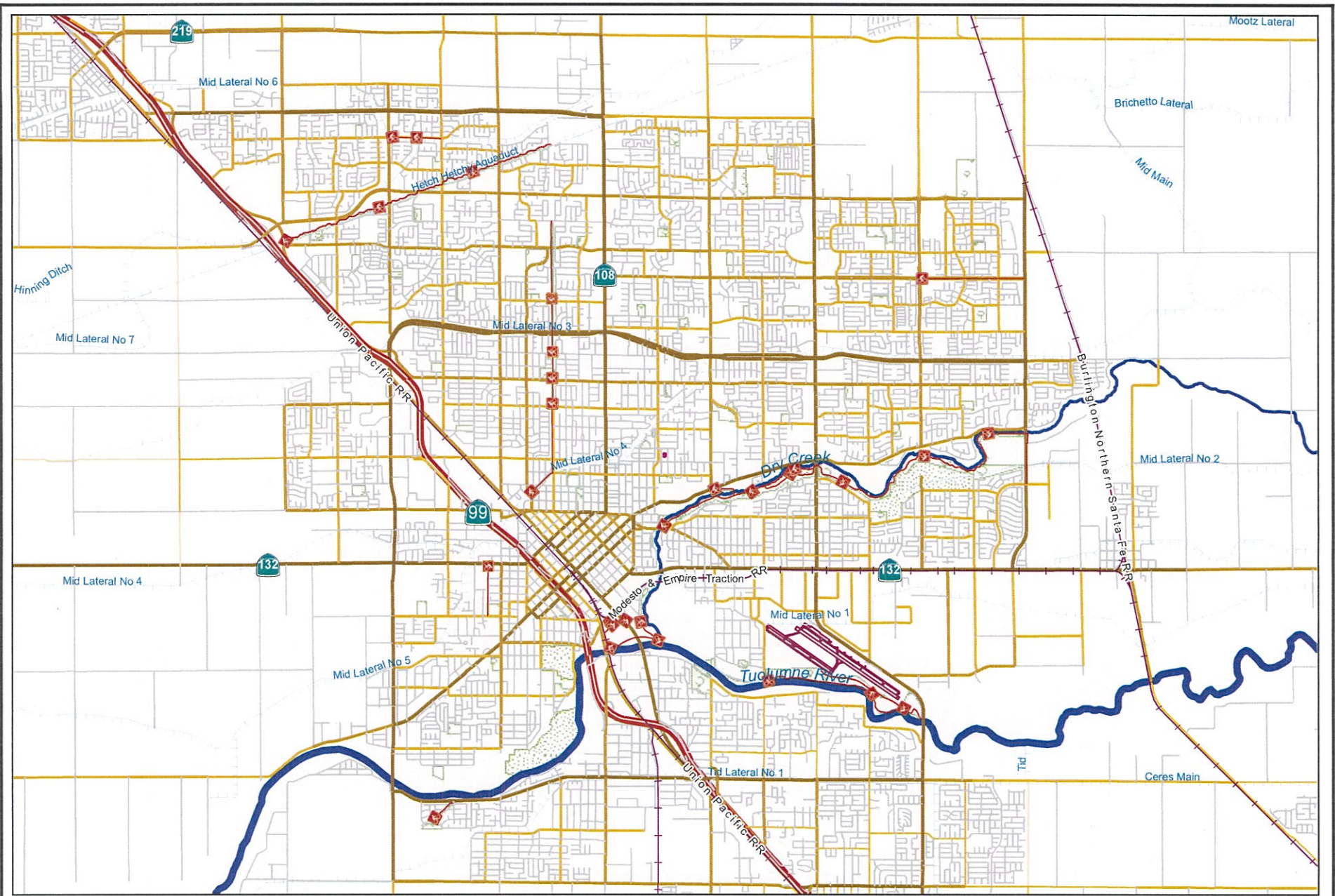
Cost Center: 49999 *Category:* Wastewater *Start Date:* 2017
Hosting Fund: Sewer Operations Fund-4210 *Type Class:* Wastewater Utility *End Date:* 2018
Element Listing: Comm Svcs & Fac *Area:* Within City *Status:* Active
Classification: Improvements *Manager:* Franco, Jesse *Const. Code:* Not Awarded

Proj Desc: Project will provide funding to construct site improvements for Rouse property.

Proj Stat: Design is anticipated to begin Spring 2018.

Expenditures	Budget	Actual+Commit	Available	Prop. Inc./Dec. for 18-19	Budget+Prop. Inc./Dec.	Avail.+Prop. Inc./Dec.	19-20	20-21	21-22	22-23	Total Budgeted up to 2023
CA Construction Admin	15,000	0	15,000	0	15,000	15,000	0	0	0	0	15,000
CCF City Construct Force	5,000	0	5,000	0	5,000	5,000	0	0	0	0	5,000
CON Construction	150,000	0	150,000	0	150,000	150,000	0	0	0	0	150,000
CTGY-CIP Contingency - CIP	15,000	0	15,000	0	15,000	15,000	0	0	0	0	15,000
EDA Eng/Design/Admin	15,000	0	15,000	0	15,000	15,000	0	0	0	0	15,000
Expenditure Totals:	200,000	0	200,000	0	200,000	200,000	0	0	0	0	200,000

Fund Balance Required	Budget+Prop. Inc./Dec.	Available+Prop. Inc./Dec.
Sewer Operations Fund-4210	200,000	200,000



City of Modesto

Project #: 101090

UTL - 2018-2019 Lift Station Improv



City of Modesto: 2018-23 Capital Improvement Program

UTL - 2018-2019 Lift Station Improv

101090

Capital Un-sponsored

Cost Center: 49999 Category: Wastewater Start Date: 2018
 Hosting Fund: Sewer Operations Fund-4210 Type Class: Wastewater Utility End Date: 2020
 Element Listing: Comm Svcs & Fac Area: Within City Status: New
 Classification: Improv Manager: Franco, Jesse Const. Code: New or Future

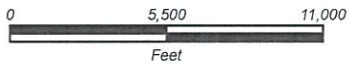
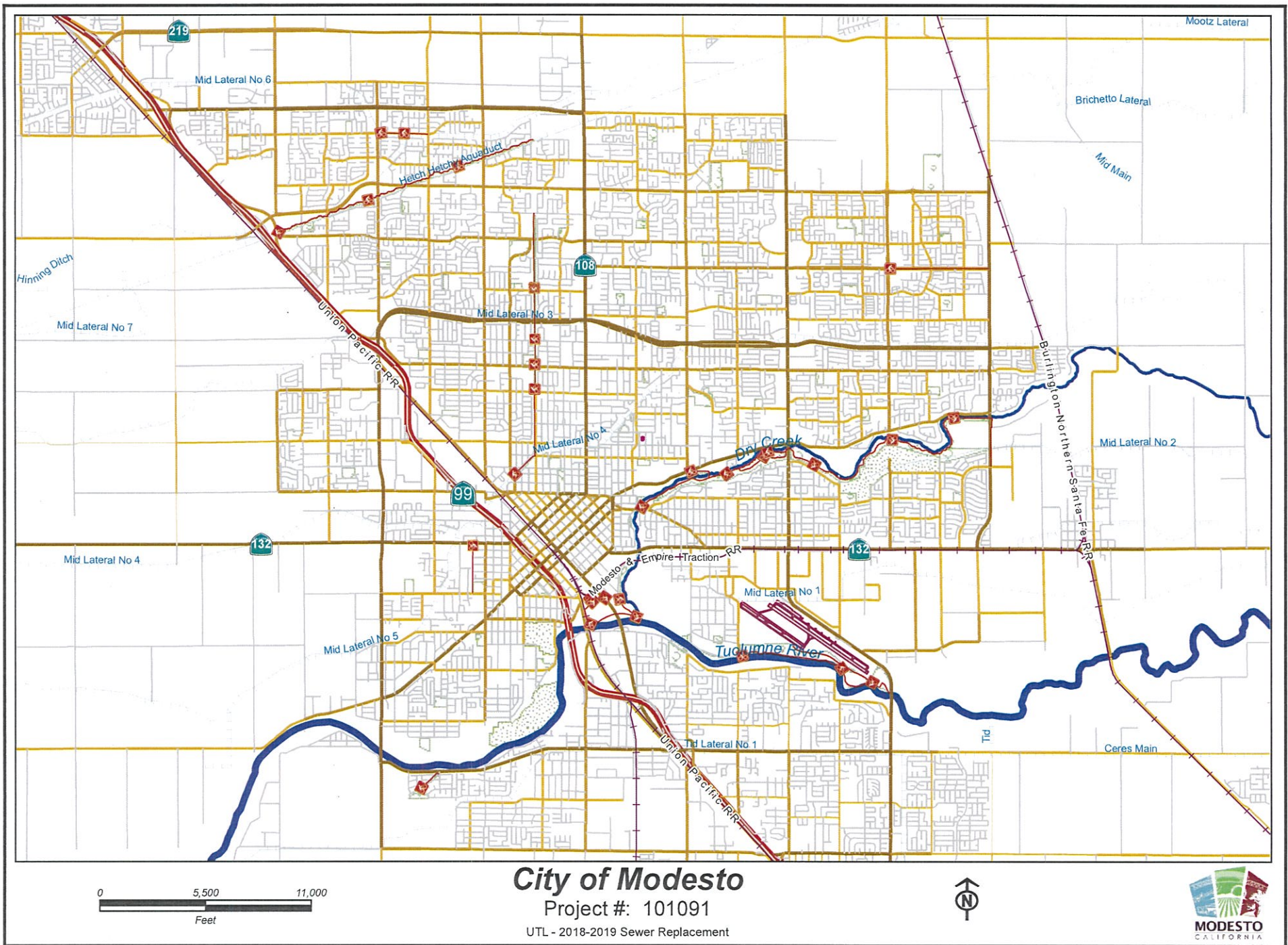
Proj Desc: This project will provide improvements to various lift station facilities. Improvements will include installation of new submersible pumps and associated valves and piping, as well as necessary electrical improvements.

Proj Stat: New

Expenditures	Budget	Actual+Commit	Available	Prop. Inc./Dec. for 18-19	Budget+Prop. Inc./Dec.	Avail.+Prop. Inc./Dec.	19-20	20-21	21-22	22-23	Total Budgeted up to 2023
CA Construction Admin	0	0	0	88,595	88,595	88,595	0	0	0	0	88,595
CON Construction	0	0	0	885,952	885,952	885,952	0	0	0	0	885,952
CTGY Contingency - CIP	0	0	0	88,595	88,595	88,595	0	0	0	0	88,595
EDA Eng/Design/Admin	0	0	0	132,893	132,893	132,893	0	0	0	0	132,893
Expenditure Totals:		0	0	1,196,035	1,196,035	1,196,035	0	0	0	0	1,196,035

Fund Balance Required	Budget+Prop. Inc./Dec.	Available+Prop. Inc./Dec.
Sewer Operations Fund-4210	1,196,035	1,196,035

377



City of Modesto: 2018-23 Capital Improvement Program

UTL - 2018-2019 Sewer Replacement

101091

Capital Un-sponsored

<i>Cost Center:</i> 49999	<i>Category:</i> Wastewater	<i>Start Date:</i> 2018
<i>Hosting Fund:</i> Sewer Operations Fund-4210	<i>Type Class:</i> Wastewater Utility	<i>End Date:</i> 2019
<i>Element Listing:</i> Comm Svcs & Fac	<i>Area:</i> Within City	<i>Status:</i> New
<i>Classification:</i> Improv	<i>Manager:</i> Franco, Jesse	<i>Const. Code:</i> New or Future


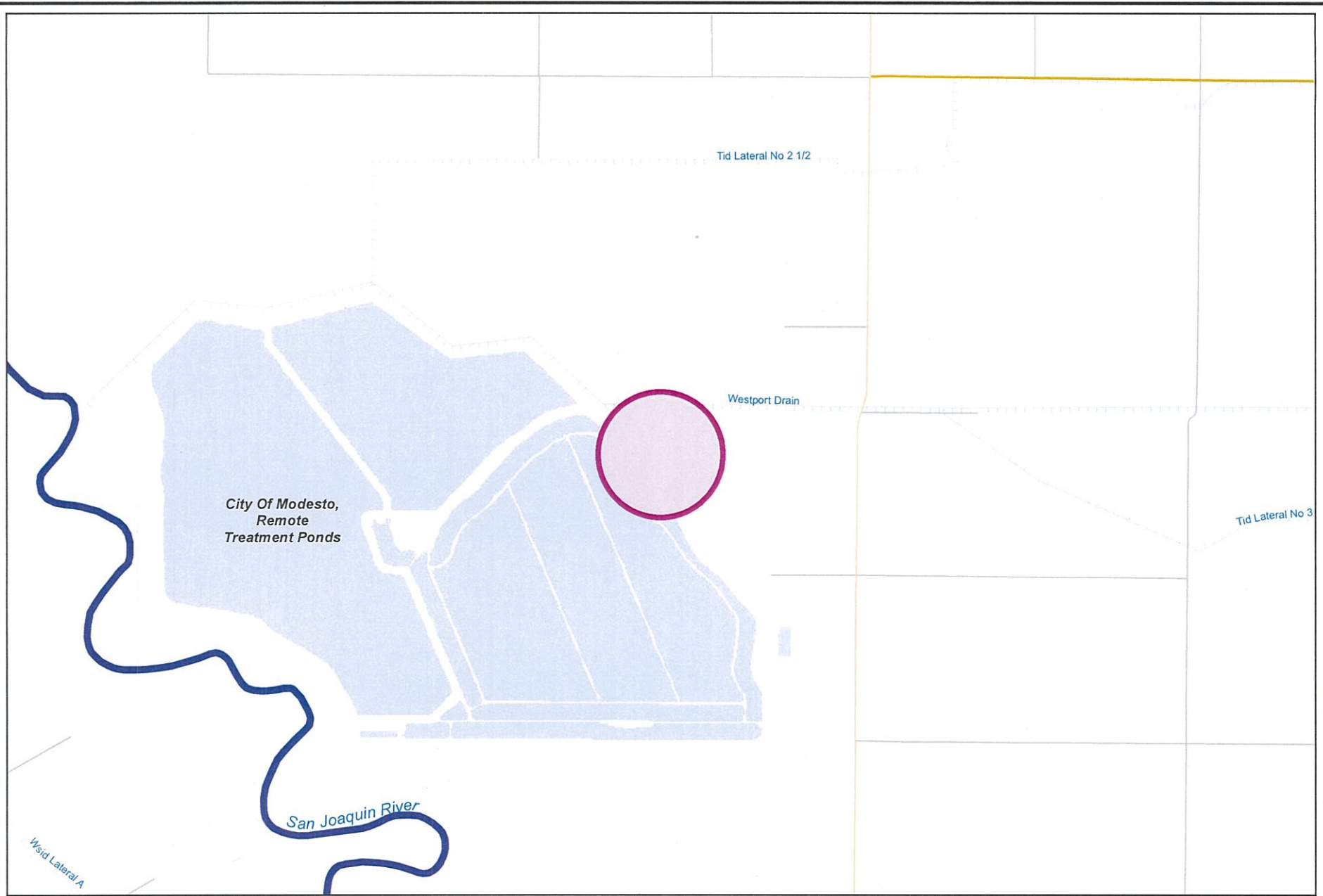
Proj Desc: This project will address sewer collection maintenance issue within various locations throughout the City and provide necessary sewer replacements. Locations to be provided by Wastewater Collections staff.

Proj Stat: New

Expenditures	Budget	Actual+Commit	Available	Prop. Inc./Dec. for 18-19	Budget+Prop. Inc./Dec.	Avail.+Prop. Inc./Dec.	19-20	20-21	21-22	22-23	Total Budgeted up to 2023
CA Construction Admin	0	0	0	86,382	86,382	86,382	0	0	0	0	86,382
CON Construction	0	0	0	863,822	863,822	863,822	0	0	0	0	863,822
CTGY Contingency - CIP	0	0	0	86,382	86,382	86,382	0	0	0	0	86,382
EDA Eng/Design/Admin	0	0	0	129,574	129,574	129,574	0	0	0	0	129,574
Expenditure Totals:		0	0	1,166,160	1,166,160	1,166,160	0	0	0	0	1,166,160

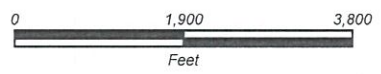
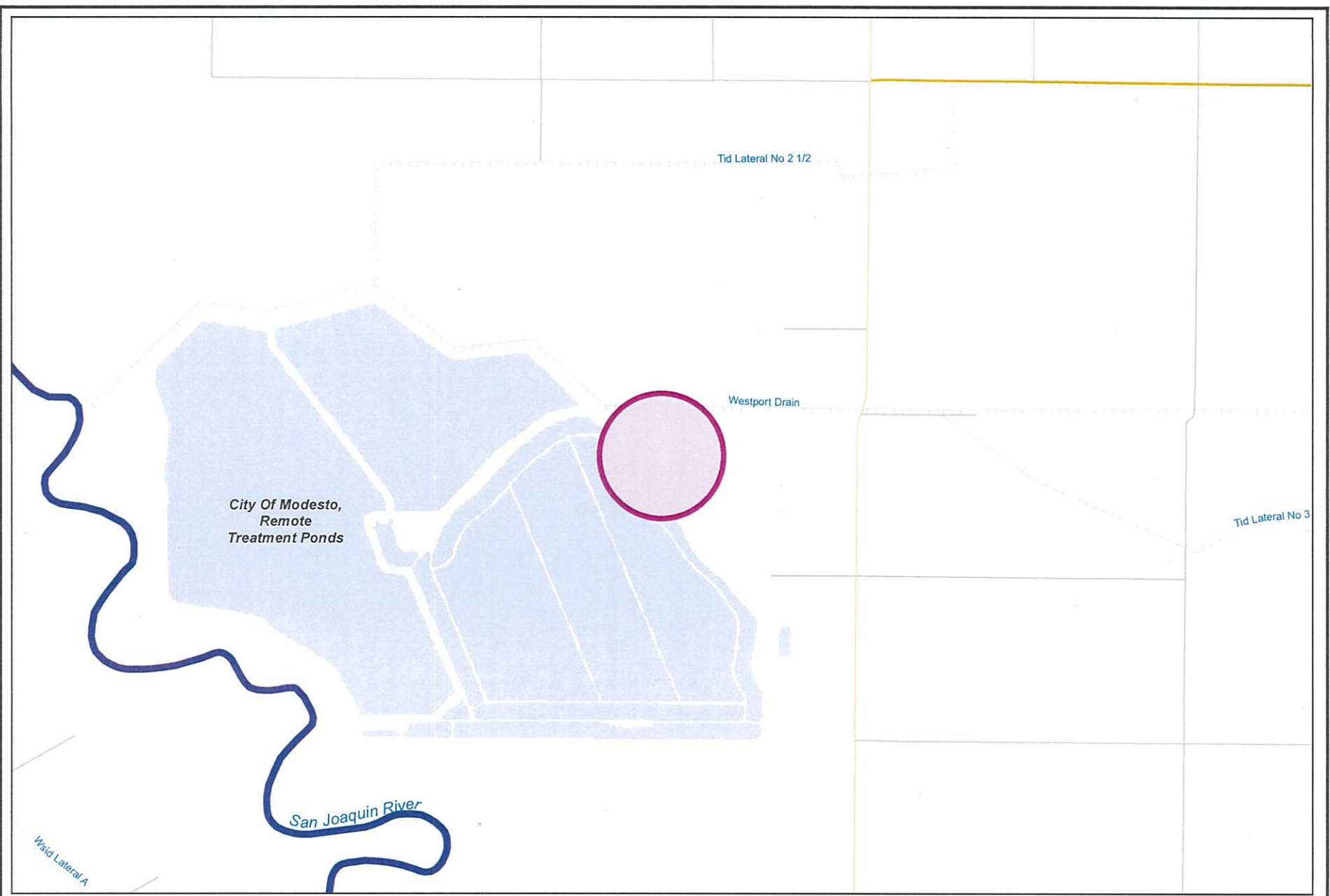
Fund Balance Required	Budget+Prop. Inc./Dec.	Available+Prop. Inc./Dec.
Sewer Operations Fund-4210	1,166,160	1,166,160

379



City of Modesto
Project #: 101092
UTL - Caustic Soda Handling Facility





City of Modesto

Project #: 101093

UTL - Jennings Well Treatment Improvements



City of Modesto: 2018-23 Capital Improvement Program

UTL - Jennings Well Treatment Improvements

101093

Capital Un-sponsored

<i>Cost Center:</i> 49999	<i>Category:</i> Wastewater	<i>Start Date:</i> 2018
<i>Hosting Fund:</i> Sewer Operations Fund-4210	<i>Type Class:</i> Wastewater Utility	<i>End Date:</i> 2019
<i>Element Listing:</i> Comm Svcs & Fac	<i>Area:</i> Within City	<i>Status:</i> New
<i>Classification:</i> Improv	<i>Manager:</i> Franco, Jesse	<i>Const. Code:</i> New or Future

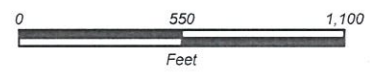
Proj Desc: This project will provide funding to install treatment improvements for the Jennings Potable Well. Currently the well exceeds manganese levels which requires treatment in order to reduce levels to meet State regulations. Improvements to include treatment system and all necessary equipment and appurtenances.

Proj Stat: New

Expenditures	Budget	Actual+Commit	Available	Prop. Inc./Dec. for 18-19	Budget+Prop. Inc./Dec.	Avail.+Prop. Inc./Dec.	19-20	20-21	21-22	22-23	Total Budgeted up to 2023
CA Construction Admin	0	0	0	15,000	15,000	15,000	0	0	0	0	15,000
CON Construction	0	0	0	150,000	150,000	150,000	0	0	0	0	150,000
CTGY-CIP Contingency - CIP	0	0	0	25,000	25,000	25,000	0	0	0	0	25,000
EDA Eng/Design/Admin	0	0	0	25,000	25,000	25,000	0	0	0	0	25,000
Expenditure Totals:		0	0	215,000	215,000	215,000	0	0	0	0	215,000

Fund Balance Required	Budget+Prop. Inc./Dec.	Available+Prop. Inc./Dec.
Sewer Operations Fund-4210	215,000	215,000

383



City of Modesto

Project #: 101094

UTL - West Trunk Rehabilitation



City of Modesto: 2018-23 Capital Improvement Program

UTL - West Trunk Rehabilitation

101094

Capital Un-sponsored

<i>Cost Center:</i> 49999	<i>Category:</i> Wastewater	<i>Start Date:</i> 2018
<i>Hosting Fund:</i> Sewer Operations Fund-4210	<i>Type Class:</i> Wastewater Utility	<i>End Date:</i> 2020
<i>Element Listing:</i> Comm Svcs & Fac	<i>Area:</i> Within City	<i>Status:</i> New
<i>Classification:</i> Improv	<i>Manager:</i> Franco, Jesse	<i>Const. Code:</i> New or Future

Proj Desc: This project will provide funding to rehabilitate the existing West Trunk from the Sutter Plant to Kansas Avenue, using pipe relining methods to protect sewer trunk line from corrosion.

Proj Stat: New

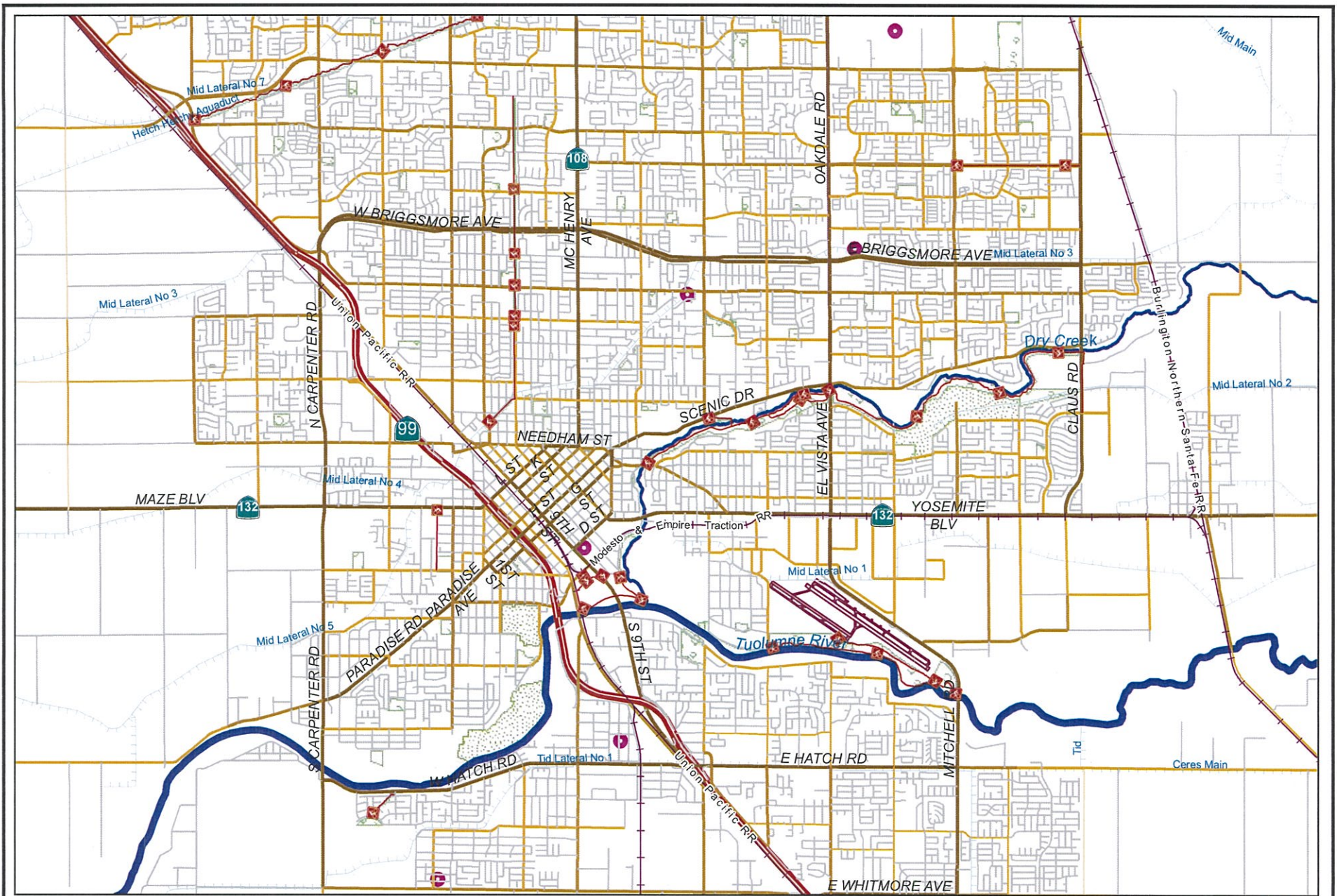
Expenditures	Budget	Actual+Commit	Available	Prop. Inc./Dec. for 18-19	Budget+Prop. Inc./Dec.	Avail.+Prop. Inc./Dec.	19-20	20-21	21-22	22-23	Total Budgeted up to 2023
CA Construction Admin	0	0	0	480,000	480,000	480,000	0	0	0	0	480,000
CON Construction	0	0	0	6,000,000	6,000,000	6,000,000	0	0	0	0	6,000,000
CTGY Contingency - CIP	0	0	0	480,000	480,000	480,000	0	0	0	0	480,000
EDA Eng/Design/Admin	0	0	0	600,000	600,000	600,000	0	0	0	0	600,000
Expenditure Totals:		0	0	7,560,000	7,560,000	7,560,000	0	0	0	0	7,560,000

Fund Balance Required	Budget+Prop. Inc./Dec.	Available+Prop. Inc./Dec.
Sewer Operations Fund-4210	7,560,000	7,560,000

385

THIS PAGE LEFT BLANK
INTENTIONALLY

THIS PAGE LEFT BLANK
INTENTIONALLY



City of Modesto

Project #: 100350

PW - Water System Security Enhancement



City of Modesto: 2018-23 Capital Improvement Program

PW - Water System Security Enhancement

100350

Capital Un-sponsored

<i>Cost Center:</i> 59999	<i>Category:</i> Water	<i>Start Date:</i> 2010
<i>Hosting Fund:</i> Water Fund - CIP Projects-4180	<i>Type Class:</i> Maintenance	<i>End Date:</i> 2020
<i>Element Listing:</i> Comm Svcs & Fac	<i>Area:</i> System Wide	<i>Status:</i> Active
<i>Classification:</i> Improvements	<i>Manager:</i> Savidge, David L	<i>Const. Code:</i> Under Construction

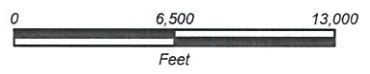
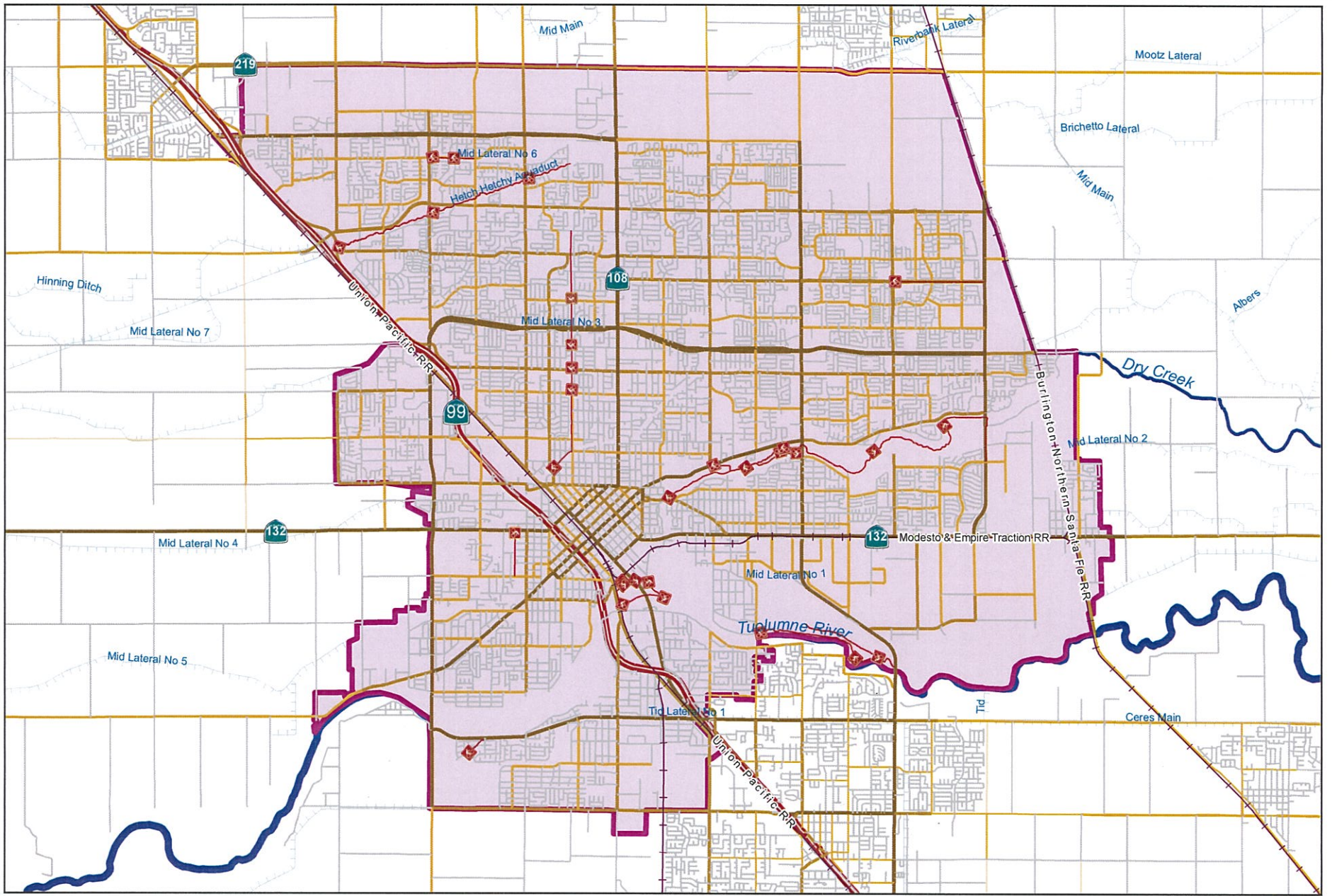
Proj Desc: Water system security improvements were identified in the March 2003 Water System Vulnerability Assessment (VA) Plan, which was completed to comply with the Public Health Security and Bioterrorism Response Act of 2001. Fencing installations and security signage, locks, lights and cameras are planned for well and tank sites throughout the water system.

Proj Stat: Several fence installations have been completed on sites with chlorine equipment. More fencing, as well as security signs, locks, lights and cameras are planned for FY 18/19.

Revenues	Budget	Actuals+Commit	Available	Prop. Inc./Dec. for 18-19	Bud + Prop. Incr/Decr	Avail.+ Prop. Incr/Decr	19-20	20-21	21-22	22-23	Total Budgeted up to 2023
64100 Transfer In from Fund 4100	347,783	347,783	0	0	347,783	0	0	0	0	0	347,783
Revenue Totals:	347,783	347,783	0	0	347,783	0	0	0	0	0	347,783

Expenditures	Budget	Actual+Commit	Available	Prop. Inc./Dec. for 18-19	Budget+Prop. Inc./Dec.	Avail.+Prop. Inc./Dec.	19-20	20-21	21-22	22-23	Total Budgeted up to 2023
CCF City Construction Fo	450,000	281,989	168,011	75,000	525,000	243,011	125,000	125,000	100,000	100,000	975,000
EDA Eng/Design/Admin	0	0	0	0	0	0	0	0	0	0	0
PA Primary Approp	2,882	2,882	0	0	2,882	0	0	0	0	0	2,882
Expenditure Totals:	452,882	284,871	168,011	75,000	527,882	243,011	125,000	125,000	100,000	100,000	977,882

Fund Balance Required	Budget+Prop. Inc./Dec.	Available+Prop. Inc./Dec.
Water Fund - CIP Projects-4180	180,099	243,011



City of Modesto

Project #: 100357

PW - Modesto System Improvements



City of Modesto: 2018-23 Capital Improvement Program

PW - Modesto System Improvements

100357

Capital Un-sponsored

<i>Cost Center:</i> 59999	<i>Category:</i> Water	<i>Start Date:</i> 2010
<i>Hosting Fund:</i> Water Fund - CIP Projects-4180	<i>Type Class:</i> Water	<i>End Date:</i> Conflict Error! Ongoing box is checked
<i>Element Listing:</i> Comm Svcs & Fac	<i>Area:</i> Within City	<i>Status:</i> Active
<i>Classification:</i> Improvements	<i>Manager:</i> Savidge, David L	<i>Const. Code:</i> Under Construction

Proj Desc: This project is to replace and upgrade deficient water mains and relocate water hydrants within the City of Modesto. These are smaller projects including easement abandonments and other water line work which may be necessary due to work being done by other City departments or outside agencies.


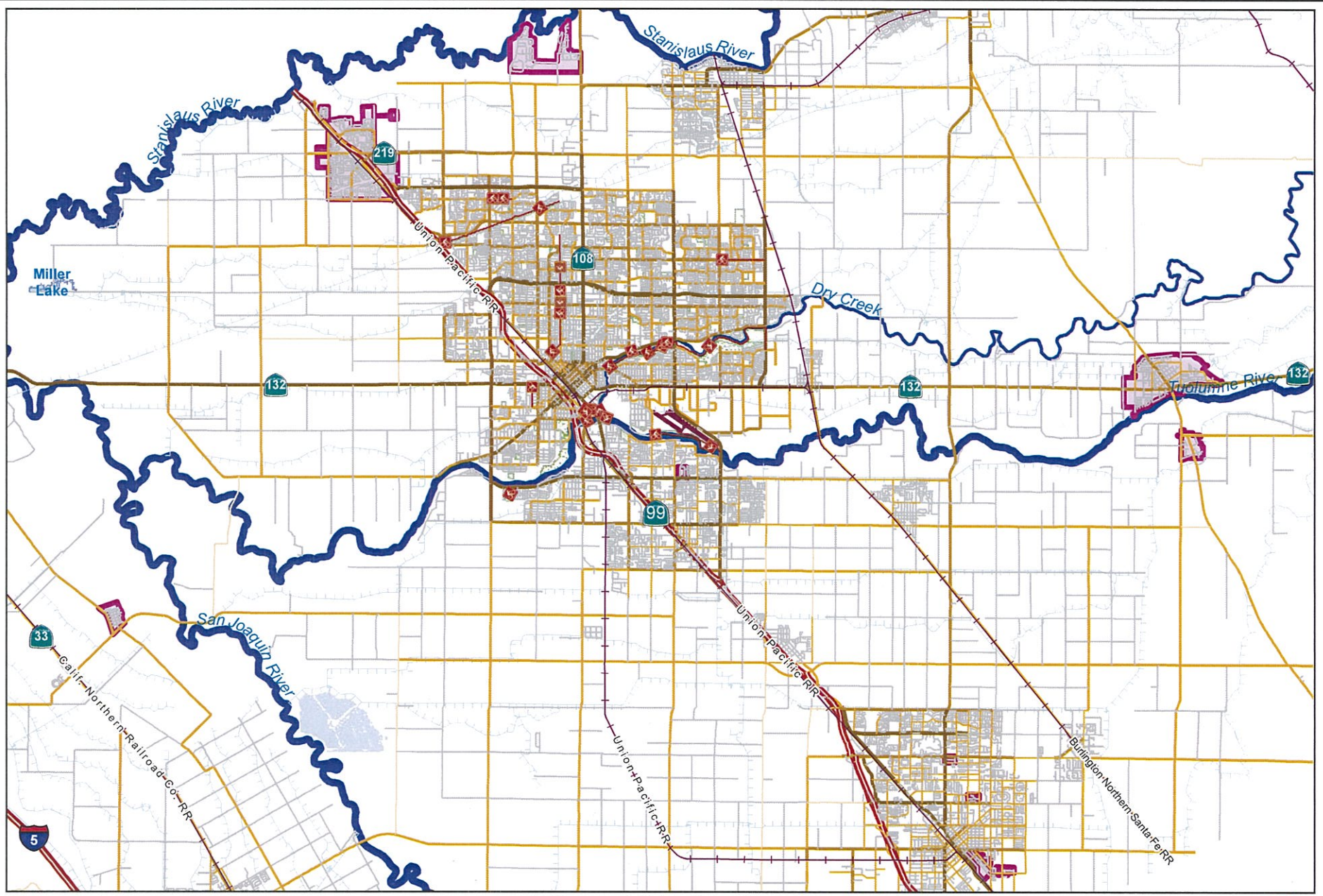
Proj Stat: There are several easement abandonment projects and flush lines planned for FY18-19. The City has contracted with an outside firm to do some of the work and other small projects will be completed by in-house Construction crews.

Revenues	Budget	Actuals+Commit	Available	Prop. Inc./Dec. for 18-19	Bud + Prop. Incr/Decr	Avail.+ Prop. Incr/Decr	19-20	20-21	21-22	22-23	Total Budgeted up to 2023
47020 Refunds, Damages, and Cost Recovery	42,826	72,460	-29,634	0	42,826	-29,634	0	0	0	0	42,826
Revenue Totals:	42,826	72,460	-29,634	0	42,826	-29,634	0	0	0	0	42,826

Expenditures	Budget	Actual+Commit	Available	Prop. Inc./Dec. for 18-19	Budget+Prop. Inc./Dec.	Avail.+Prop. Inc./Dec.	19-20	20-21	21-22	22-23	Total Budgeted up to 2023
CA Construction Admin	42,516	12,940	29,576	0	42,516	29,576	10,000	10,000	10,000	10,000	82,516
CA - EV Construction Admin	26,500	26,342	158	0	26,500	158	0	0	0	0	26,500
CCF City Construct Force	5,356,447	3,854,737	1,501,710	0	5,356,447	1,501,710	1,470,000	1,470,000	1,470,000	1,470,000	11,236,447
CCF - EV City Construct Force	8,000	205	7,796	0	8,000	7,796					8,000
CON Construction	254,655	253,763	892	0	254,655	892	0	0	0	0	254,655
CON - EV Construction	169,904	169,904	0	0	169,904	0	0	0	0	0	169,904
CTGY - EV Contingency - CIP	5,990	3,949	2,041	0	5,990	2,041	0	0	0	0	5,990
EDA Eng/Design/Admin	317,385	292,302	25,083	0	317,385	25,083	20,000	20,000	20,000	20,000	397,385
EDA - EV Eng/Design/Admin	2,500	2,220	280	0	2,500	280	0	0	0	0	2,500
Expenditure Totals:	6,183,897	4,616,362	1,567,535	0	6,183,897	1,567,535	1,500,000	1,500,000	1,500,000	1,500,000	12,183,897

Fund Balance Required	Budget+Prop. Inc./Dec.	Available+Prop. Inc./Dec.
Water Fund - CIP Projects-4180	6,141,071	1,597,169

391



City of Modesto

Project #: 100358

PW - Outlying System Improvements (100331)



City of Modesto: 2018-23 Capital Improvement Program

PW - Outlying System Improvements (100331)

100358

Capital Un-sponsored

Cost Center: 59999 **Category:** Water **Start Date:** 2010
Hosting Fund: Water Fund - CIP Projects-4180 **Type Class:** Water **End Date:** 2017
Element Listing: Comm Svcs & Fac **Area:** System Wide **Status:** Active
Classification: Replacement **Manager:** Savidge, David L **Const. Code:** Not Awarded


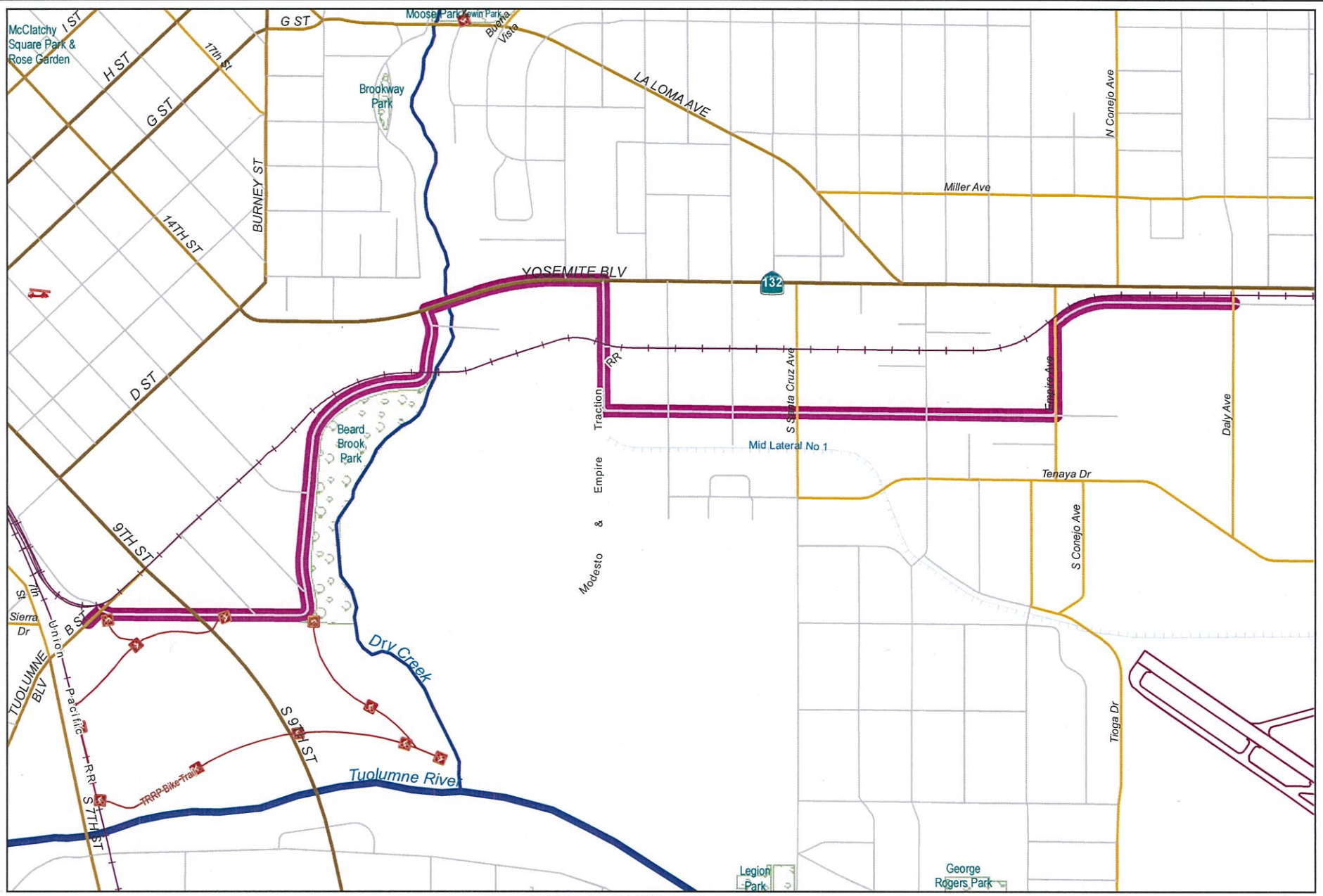
Proj Desc: This project is to replace and upgrade deficient water mains in outlying areas of the City's water system. This account is used to fund miscellaneous water line replacement projects in outlying areas of the system. Outlying areas include: Salida, Del Rio, Grayson, small portions of Turlock and Ceres. These are smaller projects with quick turn-around and may be necessary due to work being done by other City departments our outside agencies.

Proj Stat: Various small main replacement jobs will be done in the outlying areas of the system. This project number will be closed for asset capitalization purposes and the new project number 101013 will begin 7/1/17.

Revenues	Budget	Actuals+Commit	Available	Prop. Inc./Dec. for 18-19	Bud + Prop. Incr/Decr	Avail.+ Prop. Incr/Decr	19-20	20-21	21-22	22-23	Total Budgeted up to 2023
64100 Transfer In from Fund 4100	24,456	24,456	0	0	24,456	0	0	0	0	0	24,456
Revenue Totals:	24,456	24,456	0	0	24,456	0	0	0	0	0	24,456

Expenditures	Budget	Actual+Commit	Available	Prop. Inc./Dec. for 18-19	Budget+Prop. Inc./Dec.	Avail.+Prop. Inc./Dec.	19-20	20-21	21-22	22-23	Total Budgeted up to 2023
CA Construction Admin	6,500	777	5,723	0	6,500	5,723					6,500
CCF City Construct Force	1,183,093	1,099,214	83,879	0	1,183,093	83,879					1,183,093
CON Construction	6,217	6,217	0	0	6,217	0	0	0	0	0	6,217
EDA Eng/Design/Admin	69,630	58,227	11,403	0	69,630	11,403					69,630
Expenditure Totals:	1,265,440	1,164,435	101,005	0	1,265,440	101,005	0	0	0	0	1,265,440

Fund Balance Required	Budget+Prop. Inc./Dec.	Available+Prop. Inc./Dec.
Water Fund - CIP Projects-4180	1,240,984	101,005



City of Modesto

Project #: 100467

UPP - DSI Yosemite Transmission Main



City of Modesto: 2018-23 Capital Improvement Program

UPP - DSI Yosemite Transmission Main

100467

Capital Un-sponsored

Cost Center: 49999 **Category:** Water **Start Date:** 2007
Hosting Fund: Water Fund - CIP Projects-4180 **Type Class:** Water **End Date:** 2022
Element Listing: Comm Svcs & Fac **Area:** System Wide **Status:** Active
Classification: Improvements **Manager:** Davalos, Robert **Const. Code:** Not Awarded

Proj Desc: This project will provide funding for the design, bid and construction of approximately 14,000 linear feet of 16-inch transmission main from the intersection of 7th/B St; in S. Morton, Yosemite Blvd, S. Santa Rosa, Mono Dr., Empire Ave and Lapham Dr to the intersection of Lapham and Spenker. Construction funding for the Industrial Tank and Pump Station is in Project Account 100475. Design and construction for a portion of the Industrial Tank Mains installed in Codoni Road is in Project Account 100672.

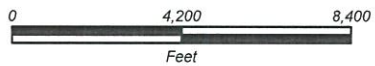
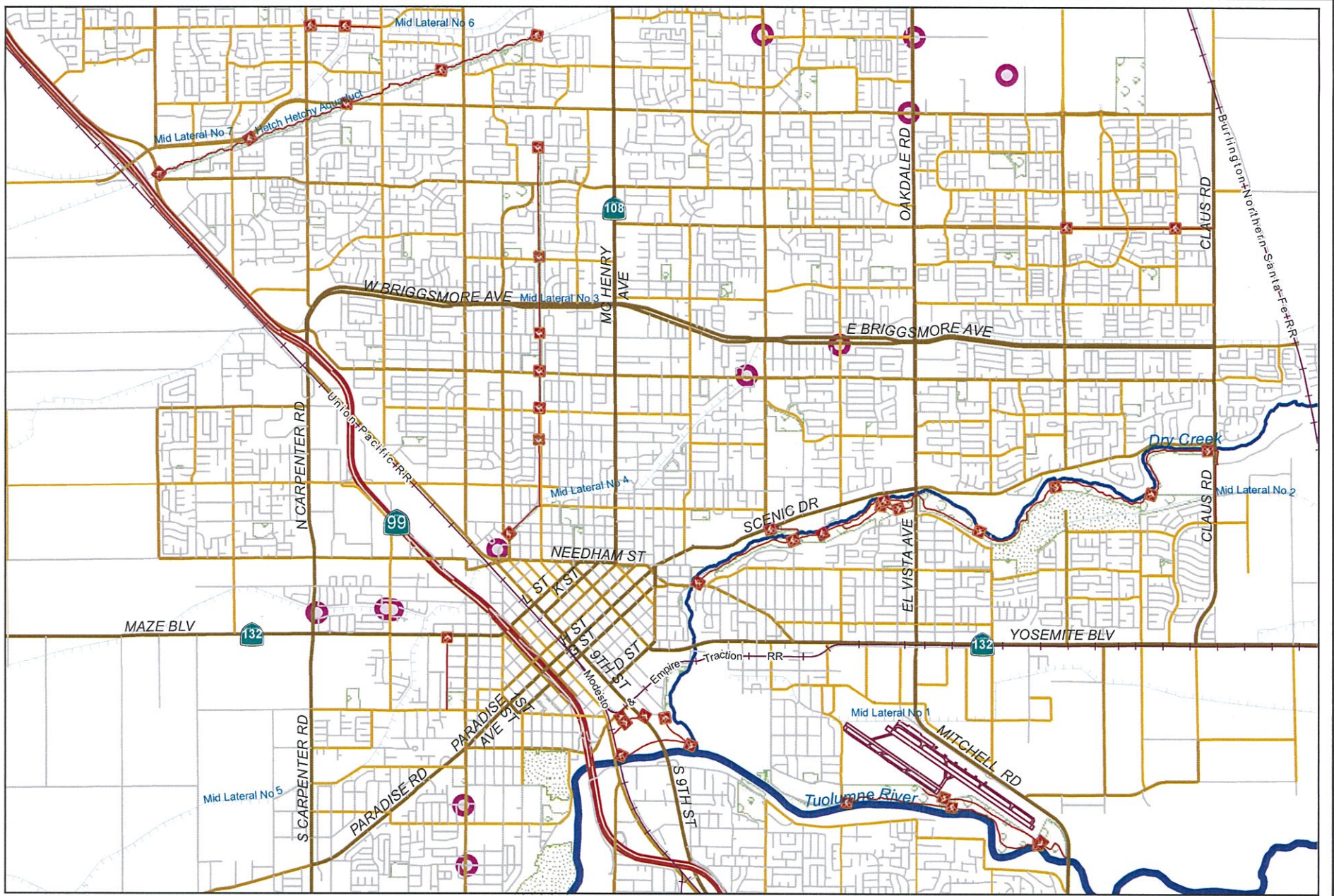
Proj Stat: Design is at 95% complete. The project is not needed until the construction of the Industrial Tank has been completed. Construction deferred until funds available.

Revenues	Budget	Actuals+Commit	Available	Prop. Inc./Dec. for 18-19	Bud + Prop. Inc./Decr	Avail.+ Prop. Incr/Decr	19-20	20-21	21-22	22-23	Total Budgeted up to 2023
47020 Refunds, Damages, and Cost Recovery	182	183	-1	0	182	-1	0	0	0	0	182
80501 Reserve - Bond Financing	3,000,000	0	3,000,000	0	3,000,000	3,000,000	0	0	0	0	3,000,000
Revenue Totals:	3,000,182	183	2,999,999	0	3,000,182	2,999,999	0	0	0	0	3,000,182

Expenditures	Budget	Actual+Commit	Available	Prop. Inc./Dec. for 18-19	Budget+Prop. Inc./Dec.	Avail.+Prop. Inc./Dec.	19-20	20-21	21-22	22-23	Total Budgeted up to 2023
CA Construction Admin	0	0	0		0	0	0	0	600,000	0	600,000
CCF City Const Forces	0	0	0		0	0	0	0	20,000	0	20,000
CON Construction	0	0	0		0	0	0	0	6,000,000	0	6,000,000
CTGY Contingency	0	0	0		0	0	0	0	600,000	0	600,000
EDA Eng/Design/Admin	643,948	597,417	46,531	35,000	678,948	81,531	35,000	50,000	0	0	763,948
LA Land Acquisition	1,632,779	1,632,779	0		1,632,779	0	0	0	0	0	1,632,779
Expenditure Totals:	2,276,727	2,230,196	46,531	35,000	2,311,727	81,531	35,000	50,000	7,220,000	0	9,616,727

Fund Balance Required	Budget+Prop. Inc./Dec.	Available+Prop. Inc./Dec.
Water Fund - CIP Projects-4180	-688,455	-2,918,469

395



City of Modesto

Project #: 100468

UPP - Downstream Improvement Tier 2 PRVS (100464)



City of Modesto: 2018-23 Capital Improvement Program

UPP - Downstream Improvement Tier 2 PRVS (100464)

100468

Capital Un-sponsored

Cost Center: 49999 Category: Water Start Date: 2008
 Hosting Fund: Water Fund - CIP Projects-4180 Type Class: Water End Date: 2018
 Element Listing: Comm Svcs & Fac Area: System Wide Status: Active
 Classification: Improvements Manager: Davalos, Robert Const. Code: Construction Completed

Proj Desc: This project will provide funding to install the Tier 2 (Priority 3 & 4) Pressure Reducing Valves (PRVs) as identified in the Downstream Improvements Preliminary Design Report. New computer controlled PRVs will be installed that are strategically located along the City's surface Water Transmission Mains to push treated surface water to portions of the City that have inadequate pressure.

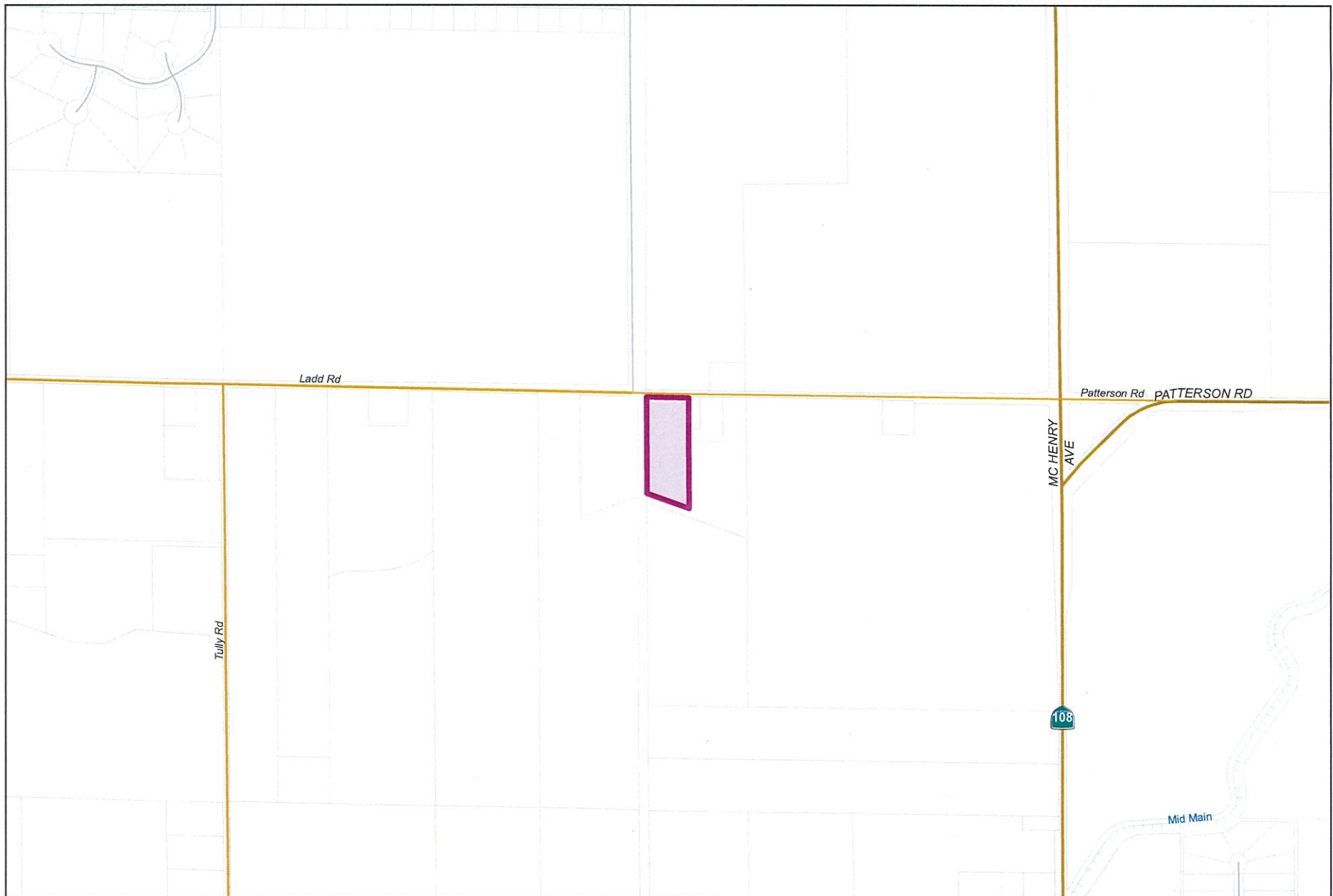
Proj Stat: Project is under construction. Project completed and accepted by Council in FY 17-18 with close out expected in FY 18-19.

Revenues	Budget	Actuals+Commit	Available	Prop. Inc./Dec. for 18-19	Bud + Prop. Incr/Decr	Avail.+ Prop. Incr/Decr	19-20	20-21	21-22	22-23	Total Budgeted up to 2023
42510 Intergov - Other Government Agencies	0	0	0	0	0	0	0	0	0	0	0
47020 Refunds, Damages, and Cost Recovery	0	677	-677	0	0	-677	0	0	0	0	0
80501 Reserve - Bond Financing	4,200,000	0	4,200,000	0	4,200,000	4,200,000	0	0	0	0	4,200,000
Revenue Totals:	4,200,000	677	4,199,323	0	4,200,000	4,199,323	0	0	0	0	4,200,000

Expenditures	Budget	Actual+Commit	Available	Prop. Inc./Dec. for 18-19	Budget+Prop. Inc./Dec.	Avail.+Prop. Inc./Dec.	19-20	20-21	21-22	22-23	Total Budgeted up to 2023
CA Construction Admin	185,768	157,715	28,053	0	185,768	28,053	0	0	0	0	185,768
CCF City Construction Fo	30,000	70,010	-40,010	0	30,000	-40,010	0	0	0	0	30,000
CON Construction	2,350,000	2,321,601	28,399	0	2,350,000	28,399	0	0	0	0	2,350,000
CTGY Contingency - CIP	185,000	82,293	102,707	0	185,000	102,707	0	0	0	0	185,000
EDA Eng/Design/Admin	789,000	779,174	9,826	0	789,000	9,826	0	0	0	0	789,000
LA Land Acquisition	97,000	92,827	4,173	0	97,000	4,173	0	0	0	0	97,000
Expenditure Totals:	3,636,768	3,503,620	133,148	0	3,636,768	133,148	0	0	0	0	3,636,768

Fund Balance Required	Budget+Prop. Inc./Dec.	Available+Prop. Inc./Dec.
Water Fund - CIP Projects-4180	-563,232	-4,066,175

397



City of Modesto
Project #: 100473
UPP - Del Rio Water Tank (100471)



City of Modesto: 2018-23 Capital Improvement Program

UPP - Del Rio Water Tank (100471)

100473

Capital Un-sponsored

<i>Cost Center:</i> 49999	<i>Category:</i> Water	<i>Start Date:</i> 2008
<i>Hosting Fund:</i> Water Fund - CIP Projects-4180	<i>Type Class:</i> Water	<i>End Date:</i> 2020
<i>Element Listing:</i> Comm Svcs & Fac	<i>Area:</i> System Wide	<i>Status:</i> Active
<i>Classification:</i> Improvements	<i>Manager:</i> Davalos, Robert	<i>Const. Code:</i> Not Awarded

Proj Desc: This project will provide funding to build a 0.25 million gallon water storage tank in the Del Rio water service area. In addition to the tank, plans include a 2.45 million gallon per day booster pump station, 1,000 gpm well pump and emergency generator.

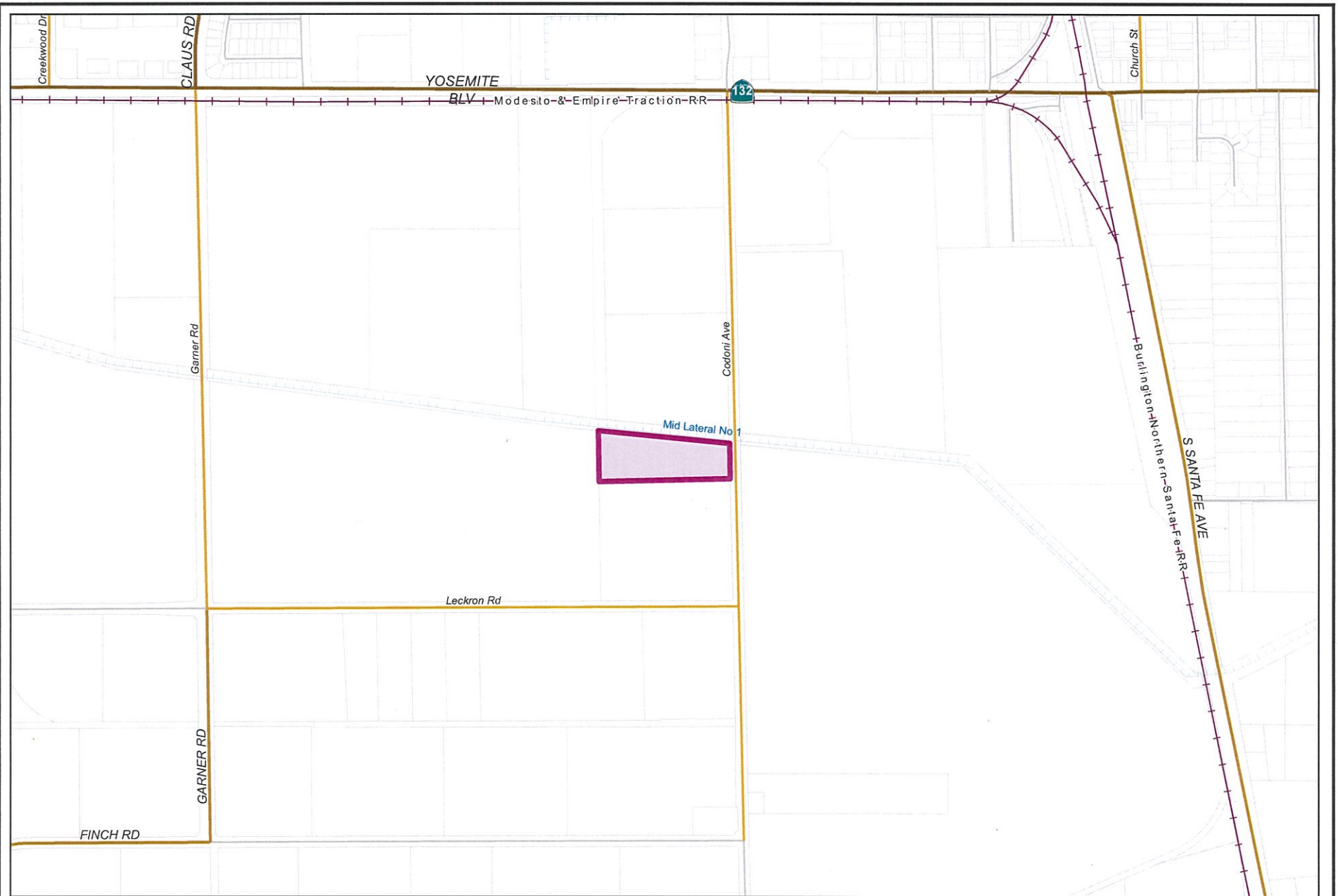
It is intended to complete this project as quickly as possible due to the terms of the City's settlement agreement with the Del Rio Community Association.

Proj Stat: Property has been acquired & 35% Preliminary Design Report complete. Final design is 90% complete with construction anticipated to begin in FY 18-19

399

Expenditures	Budget	Actual+Commit	Available	Prop. Inc./Dec. for 18-19	Budget+Prop. Inc./Dec.	Avail.+Prop. Inc./Dec.	19-20	20-21	21-22	22-23	Total Budgeted up to 2023
CA Construction Admin	600,400	391	600,009	600,000	1,200,400	1,200,009	0	0	0	0	1,200,400
CON Construction	4,149,999	0	4,149,999	3,250,000	7,399,999	7,399,999	0	0	0	0	7,399,999
CTGY Contingency - CIP	360,000	0	360,000	240,000	600,000	600,000	0	0	0	0	600,000
EDA Eng/Design/Admin	1,186,211	1,085,861	100,350	300,000	1,486,211	400,350	0	0	0	0	1,486,211
ENV Environmental	332,238	306,577	25,661	0	332,238	25,661	0	0	0	0	332,238
LA Land Acquisition	311,116	311,115	1	0	311,116	1	0	0	0	0	311,116
Expenditure Totals:	6,939,964	1,703,945	5,236,019	4,390,000	11,329,964	9,626,019	0	0	0	0	11,329,964

Fund Balance Required	Budget+Prop. Inc./Dec.	Available+Prop. Inc./Dec.
Water Fund - CIP Projects-4180	11,329,964	9,626,019



City of Modesto

Project #: 100475

UPP - Industrial Tank 13/Pump Station (100464)



City of Modesto: 2018-23 Capital Improvement Program

UPP - Industrial Tank 13/Pump Station (100464)

100475

Capital Un-sponsored

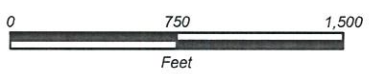
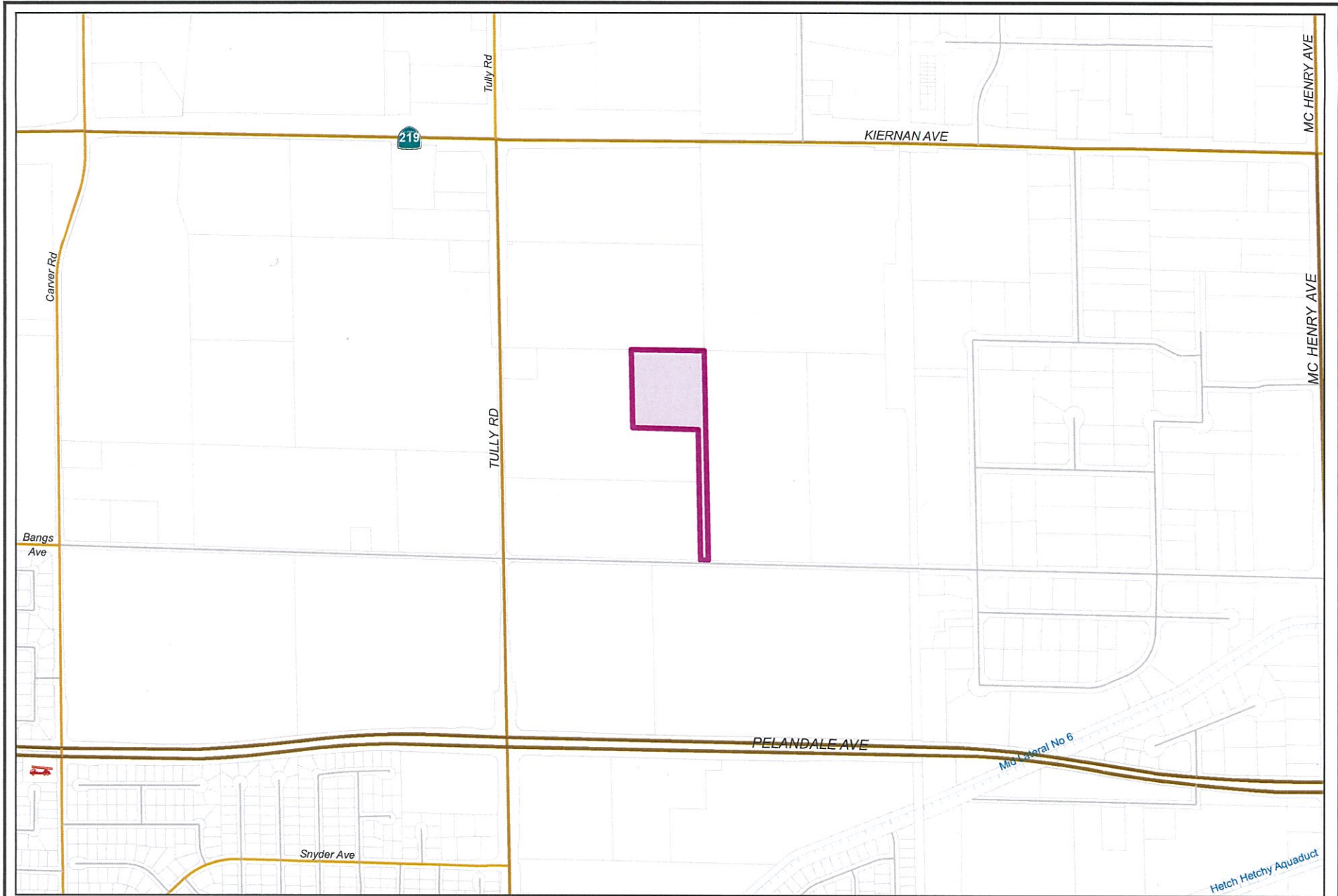
<i>Cost Center:</i> 49999	<i>Category:</i> Water	<i>Start Date:</i> 2009
<i>Hosting Fund:</i> Water Fund - CIP Projects-4180	<i>Type Class:</i> Water	<i>End Date:</i> 2020
<i>Element Listing:</i> Comm Svcs & Fac	<i>Area:</i> System Wide	<i>Status:</i> Active
<i>Classification:</i> Improvements	<i>Manager:</i> Davalos, Robert	<i>Const. Code:</i> Under Construction

Proj Desc: This project includes the design of the City of Modesto's 4.0 million gallon Tank 13 in the industrial area of south Modesto. The project also includes the design of a 12 million gallon per day booster pump station.

Proj Stat: Tank design is at 100%. Construction is anticipated to be completed by the end of 2018.

Expenditures	Budget	Actual+Commit	Available	Prop. Inc./Dec. for 18-19	Budget+Prop. Inc./Dec.	Avail.+Prop. Inc./Dec.	19-20	20-21	21-22	22-23	Total Budgeted up to 2023
CA Construction Admin	1,305,705	1,290,352	15,353	0	1,305,705	15,353	0	0	0	0	1,305,705
CCF City Const Forces	50,000	0	50,000	0	50,000	50,000	0	0	0	0	50,000
CON Construction	9,076,000	9,076,000	0	0	9,076,000	0	0	0	0	0	9,076,000
CTGY Contingency	726,080	348,190	377,890	0	726,080	377,890	0	0	0	0	726,080
EDA Eng/Design/Admin	1,222,439	1,130,865	91,574	0	1,222,439	91,574	0	0	0	0	1,222,439
Expenditure Totals:	12,380,224	11,845,407	534,817	0	12,380,224	534,817	0	0	0	0	12,380,224

Fund Balance Required	Budget+Prop. Inc./Dec.	Available+Prop. Inc./Dec.
Water Fund - CIP Projects-4180	12,380,224	534,817



City of Modesto

Project #: 100481

UPP - Downstream Improve Tier 1 - North Tank



Hetch Hetchy Aquaduct



City of Modesto: 2018-23 Capital Improvement Program

UPP - Downstream Improve Tier 1 - North Tank

100481

Capital Un-sponsored

<i>Cost Center:</i> 49999	<i>Category:</i> Water	<i>Start Date:</i> 2005
<i>Hosting Fund:</i> Water Fund - CIP Projects-4180	<i>Type Class:</i> Water	<i>End Date:</i> 2018
<i>Element Listing:</i> Comm Svcs & Fac	<i>Area:</i> System Wide	<i>Status:</i> Active
<i>Classification:</i> Improvements	<i>Manager:</i> Davalos, Robert	<i>Const. Code:</i> Under Construction


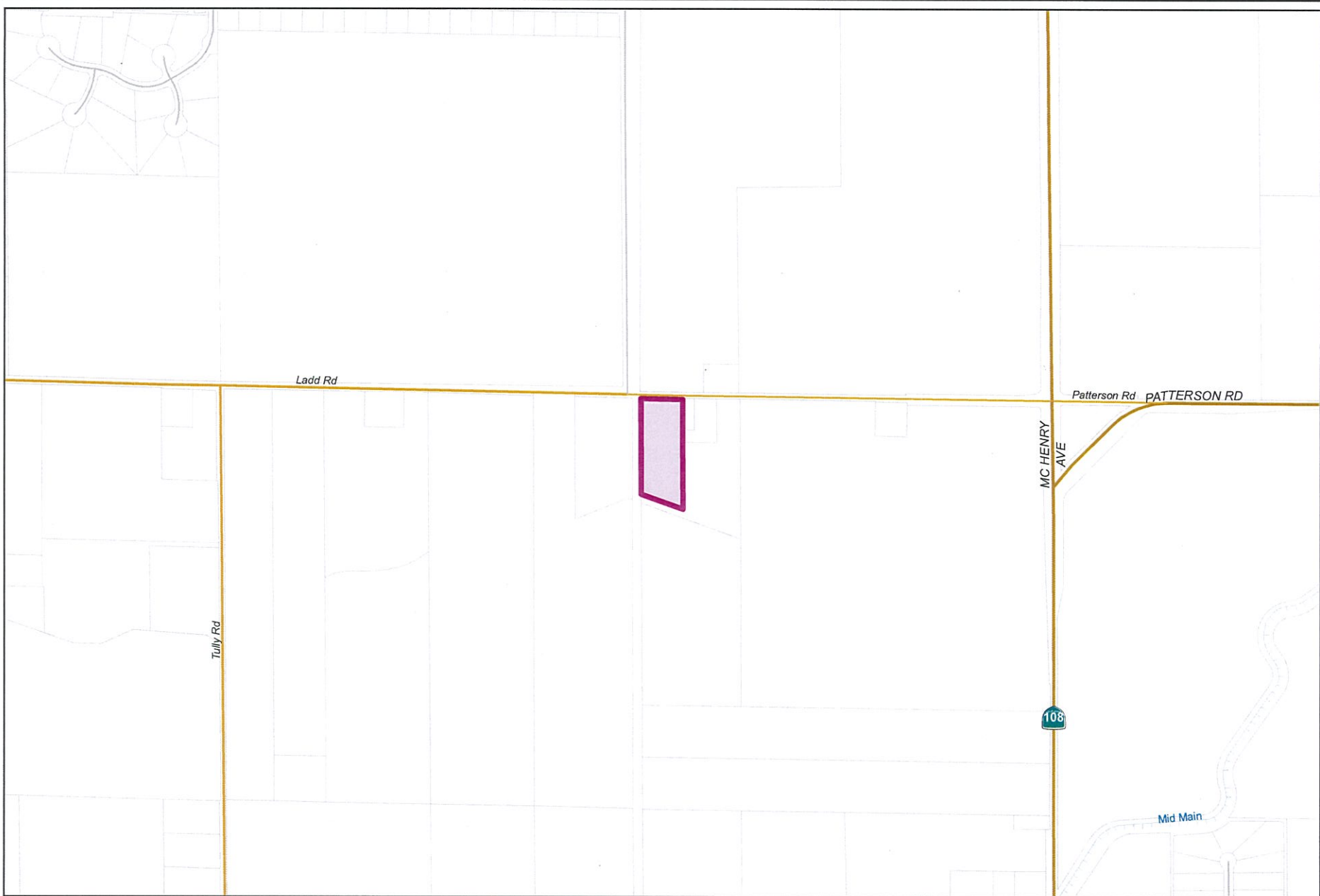
Proj Desc: This project will provide funding to install the water distribution system improvements needed to accommodate the increased production capacity of the Modesto Regional Water Treatment Plant Phase II Expansion. The Tier 1 phase of the project includes a new 6.0 MG storage tank in North Modesto with booster pump station. These new facilities will enable the City's water system to better meet peak demands, maintain sufficient service pressures, improve water quality, and offsets wells out of service.

Proj Stat: Construction is anticipated to be completed spring of 2017 and close out FY18-19. Substantial completion Summer 2017. Construction punch list items have been generated and are being completed. Close out is anticipated during FY 18-19.

Revenues	Budget	Actuals+Commit	Available	Prop. Inc./Dec. for 18-19	Bud + Prop. Incr/Decr	Avail.+ Prop. Incr/Decr	19-20	20-21	21-22	22-23	Total Budgeted up to 2023
47020 Refunds, Damages, and Cost Recovery	0	0	0	0	0	0	0	0	0	0	0
80501 Reserve - Bond Financing	693,200	0	693,200	0	693,200	693,200	0	0	0	0	693,200
Revenue Totals:	693,200	0	693,200	0	693,200	693,200	0	0	0	0	693,200

Expenditures	Budget	Actual+Commit	Available	Prop. Inc./Dec. for 18-19	Budget+Prop. Inc./Dec.	Avail.+Prop. Inc./Dec.	19-20	20-21	21-22	22-23	Total Budgeted up to 2023
CA Construction Admin	1,700,820	1,585,567	115,253	0	1,700,820	115,253	0	0	0	0	1,700,820
CCF City Construct Force	50,000	8,776	41,224	0	50,000	41,224	0	0	0	0	50,000
CON Construction	10,948,950	10,448,950	500,000	0	10,948,950	500,000	0	0	0	0	10,948,950
CTGY Contingency - CIP	885,916	249,440	636,476	0	885,916	636,476	0	0	0	0	885,916
EDA Eng/Design/Admin	1,138,397	967,260	171,137	0	1,138,397	171,137	0	0	0	0	1,138,397
LA Land Acquisition	1,378,120	1,375,888	2,232	0	1,378,120	2,232	0	0	0	0	1,378,120
Expenditure Totals:	16,102,203	14,635,879	1,466,324	0	16,102,203	1,466,324	0	0	0	0	16,102,203

Fund Balance Required	Budget+Prop. Inc./Dec.	Available+Prop. Inc./Dec.
Water Fund - CIP Projects-4180	15,409,003	773,124



City of Modesto

Project #: 100499

UPP - Install New Well Del Rio



City of Modesto: 2018-23 Capital Improvement Program

UPP - Install New Well Del Rio

100499

Capital Un-sponsored

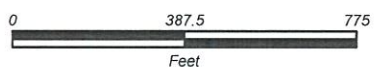
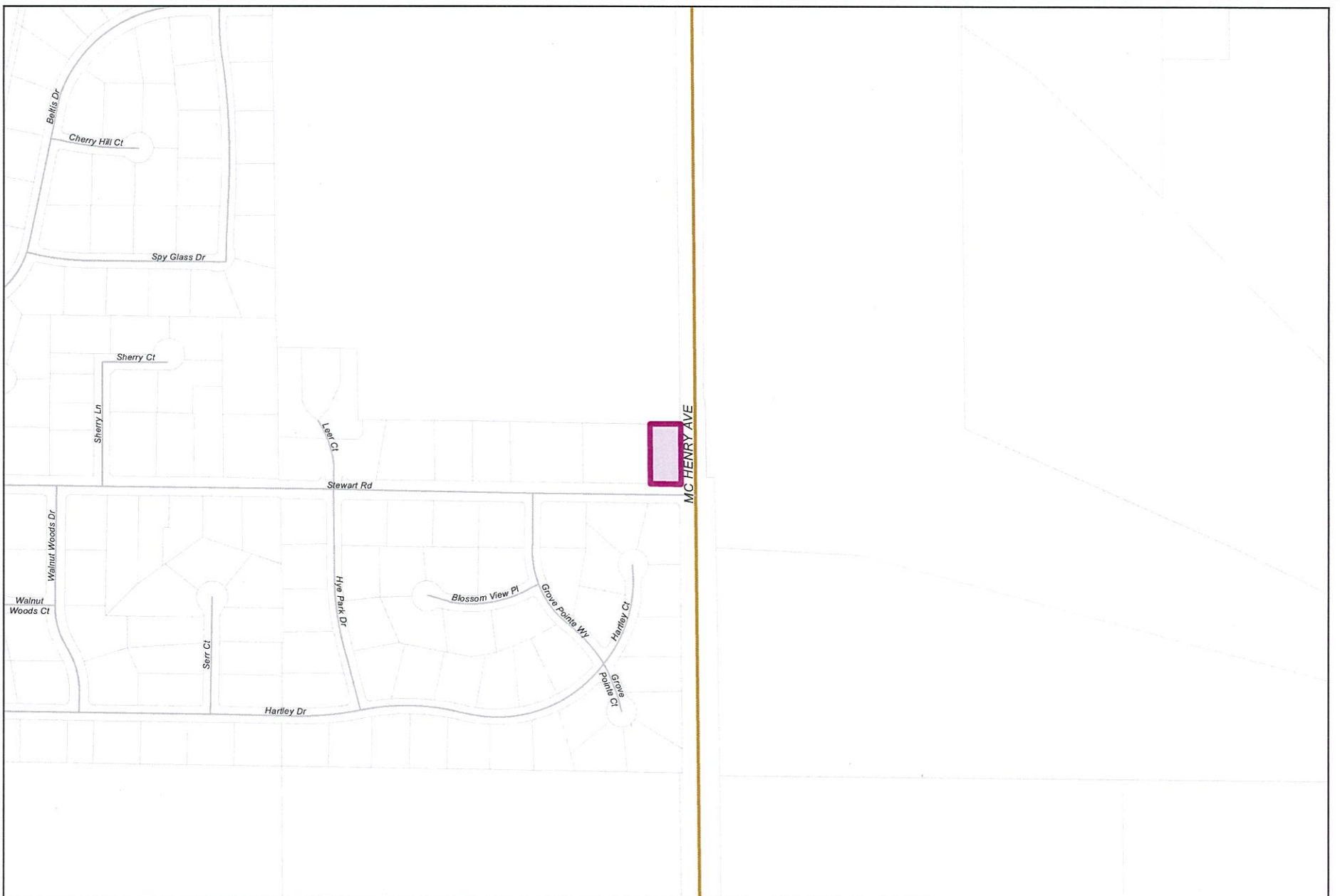
<i>Cost Center:</i> 49999	<i>Category:</i> Water	<i>Start Date:</i> 2008
<i>Hosting Fund:</i> Water Fund - CIP Projects-4180	<i>Type Class:</i> Water	<i>End Date:</i> 2018
<i>Element Listing:</i> Comm Svcs & Fac	<i>Area:</i> System Wide	<i>Status:</i> Active
<i>Classification:</i> Improvements	<i>Manager:</i> Davalos, Robert	<i>Const. Code:</i> Under Construction

Proj Desc: This project will construct the below ground portion of the new 1,000 gpm well required for the Del Rio water system upgrades indicated in the Water System Engineer's Report. This new well will be located on the same site as the proposed tank and pump station. The design and construction funds for the new tank, well pump, and booster pump station are in CIP Project Account #100473 (Del Rio Water Tank).

Proj Stat: Design for the below-ground well is complete. Construction of well is anticipated to be completed in Spring 2018.

Expenditures	Budget	Actual+Commit	Available	Prop. Inc./Dec. for 18-19	Budget+Prop. Inc./Dec.	Avail.+Prop. Inc./Dec.	19-20	20-21	21-22	22-23	Total Budgeted up to 2023
CA Construction Admin	80,836	1,034	79,802	0	80,836	79,802	0	0	0	0	80,836
CCF City Construct Force	10,000	0	10,000	0	10,000	10,000	0	0	0	0	10,000
CON Construction	800,000	0	800,000	0	800,000	800,000	0	0	0	0	800,000
CTGY Contingency - CIP	80,000	0	80,000	0	80,000	80,000	0	0	0	0	80,000
EDA Eng/Design/Admin	337,400	197,523	139,877	0	337,400	139,877	0	0	0	0	337,400
LA Land Acquisition	22,755	22,680	75	0	22,755	75	0	0	0	0	22,755
Expenditure Totals:	1,330,991	221,237	1,109,754	0	1,330,991	1,109,754	0	0	0	0	1,330,991

Fund Balance Required	Budget+Prop. Inc./Dec.	Available+Prop. Inc./Dec.
Water Fund - CIP Projects-4180	1,330,991	1,109,754



City of Modesto

Project #: 100506

UPP - Del Rio Replacement Well 271 (Subsurface Improvements)



City of Modesto: 2018-23 Capital Improvement Program

UPP - Del Rio Replacement Well 271 (Subsurface Improvements)

100506

Capital Un-sponsored

Cost Center: 49999 Category: Water Start Date: 2008
 Hosting Fund: Water Fund - CIP Projects-4180 Type Class: Water End Date: 2018
 Element Listing: Comm Svcs & Fac Area: System Wide Status: Active
 Classification: Improvements Manager: Bryant, Tamorah Const. Code: Not Awarded

Proj Desc: This project will construct the subsurface portion of a 1,000 gpm well as required for the Del Rio water system upgrades indicated in the Water System Engineer's Report. This well will replace the City's existing well #271.

The above ground portion (design/construction) of the well and pump station will be housed in a separate CIP.

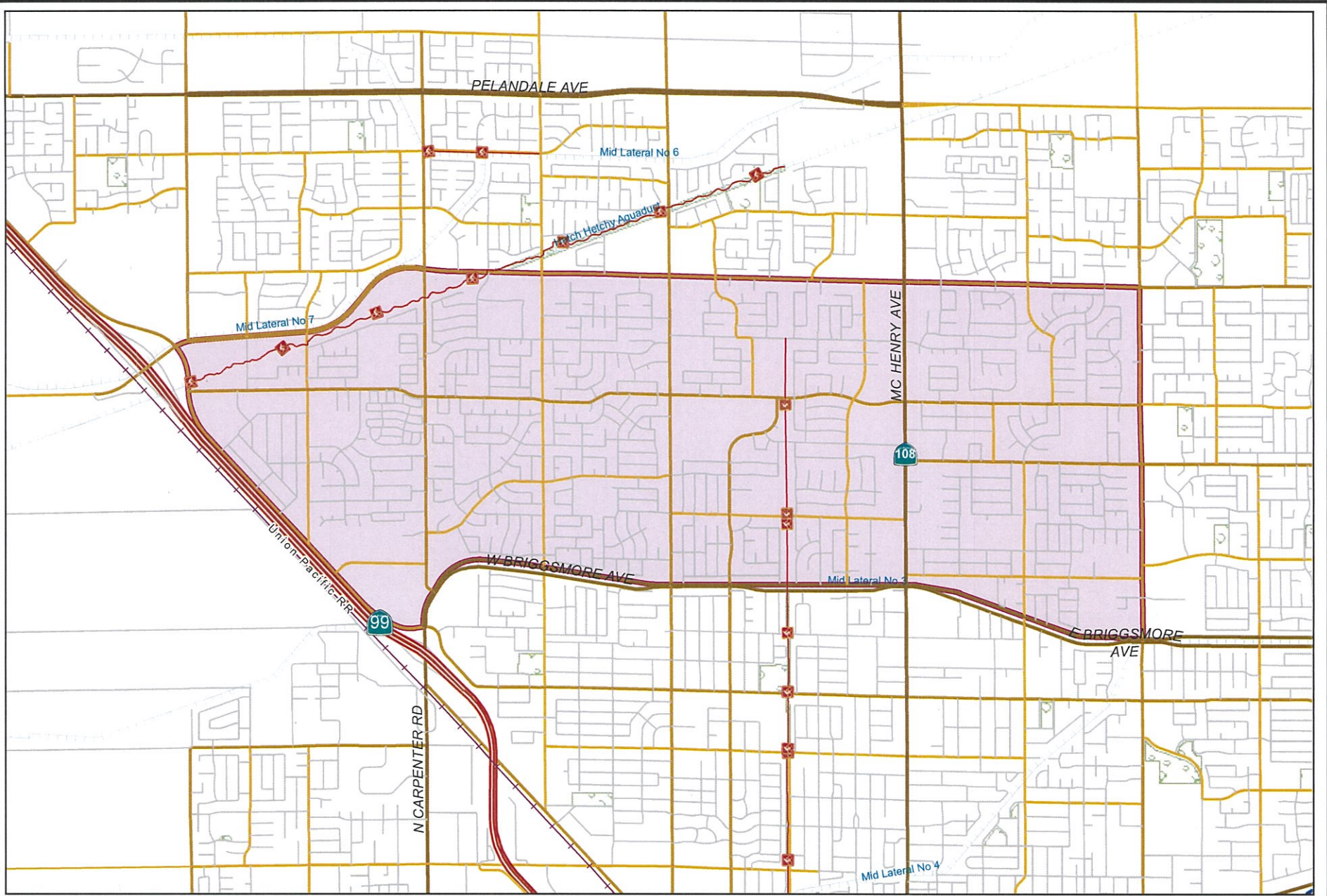
It is intended to complete this project as quickly as possible due to the terms of the City's settlement agreement with the Del Rio Community Association.

Proj Stat Continued: Funds for CA, CCF, CTGY and CON are therefore proposed for transfer back to the water reserves with anticipated transfer back to this CIP at a later time.

Proj Stat: Project EIR was certified by Council 9/5/2017 (CIP 100473). Design by West Yost Complete. Property acquisition to be completed January 2017, bid authorization and construction to follow.

Expenditures	Budget	Actual+Commit	Available	Prop. Inc./Dec. for 18-19	Budget+Prop. Inc./Dec.	Avail.+Prop. Inc./Dec.	19-20	20-21	21-22	22-23	Total Budgeted up to 2023
CA Construction Admin	169,948	12,781	157,167	0	169,948	157,167	0	0	0	0	169,948
CCF City Construct Force	20,000	0	20,000	0	20,000	20,000	0	0	0	0	20,000
CON Construction	1,697,981	122,981	1,575,000	0	1,697,981	1,575,000	0	0	0	0	1,697,981
CTGY Contingency - CIP	157,500	0	157,500	0	157,500	157,500	0	0	0	0	157,500
EDA Eng/Design/Admin	1,050,000	1,034,343	15,657	0	1,050,000	15,657	0	0	0	0	1,050,000
LA Land Acquisition	135,693	61,755	73,938	0	135,693	73,938	0	0	0	0	135,693
Expenditure Totals:	3,231,122	1,231,860	1,999,262	0	3,231,122	1,999,262	0	0	0	0	3,231,122

Fund Balance Required	Budget+Prop. Inc./Dec.	Available+Prop. Inc./Dec.
Water Fund - CIP Projects-4180	3,231,122	1,999,262



City of Modesto

Project #: 100573

PW - Residential Meter Installation - North Modesto



City of Modesto: 2018-23 Capital Improvement Program

PW - Residential Meter Installation - North Modesto

100573

Capital Un-sponsored

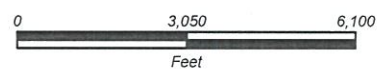
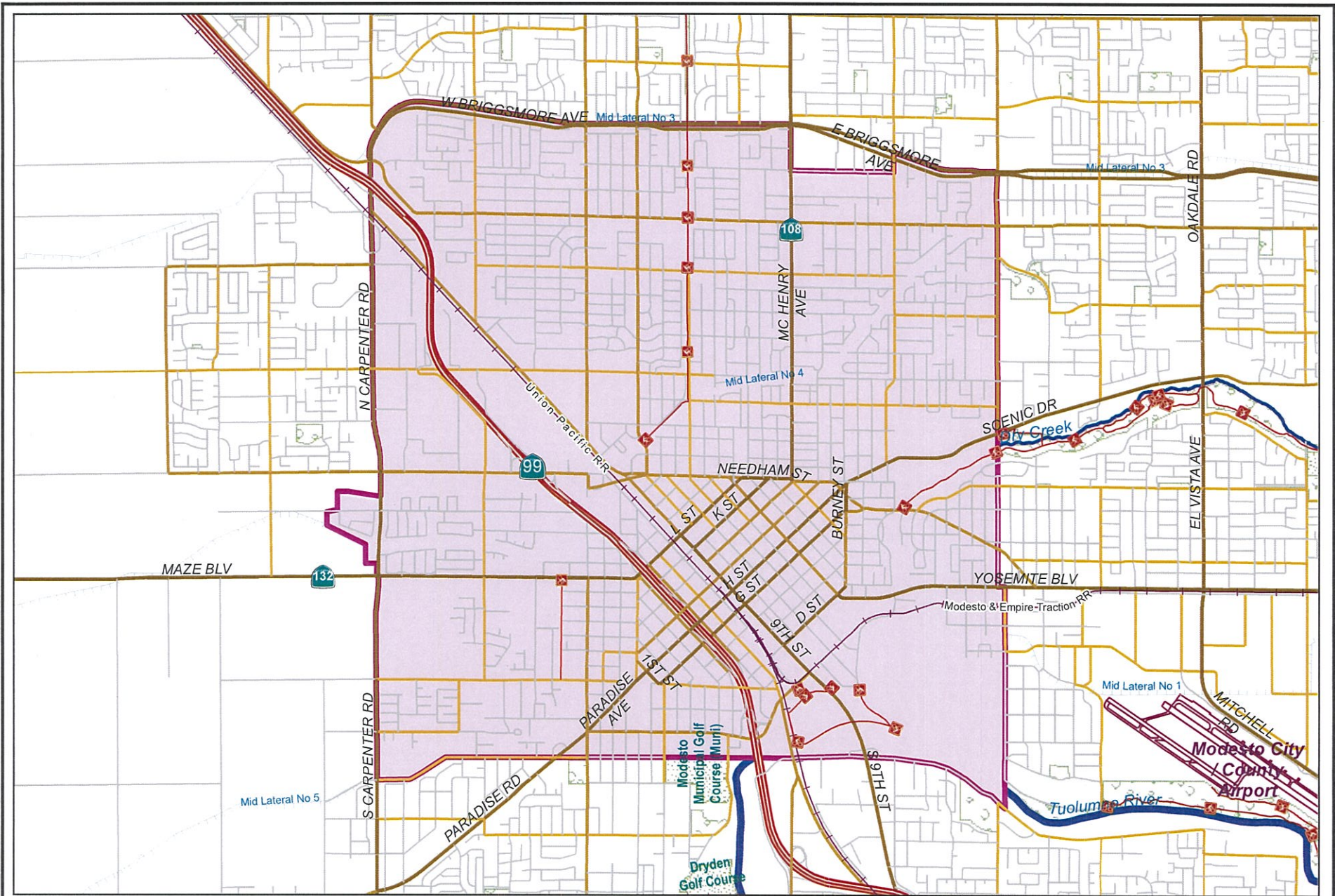
Cost Center: 59999 *Category:* Water *Start Date:* 2013
Hosting Fund: Water Fund - CIP Projects-4180 *Type Class:* Water *End Date:* 2019
Element Listing: Comm Svcs & Fac *Area:* Within City *Status:* Active
Classification: Improvements *Manager:* Savidge, David L *Const. Code:* Under Construction

Proj Desc: This project provides funding for the installation of approximately 7,200 water meters in the North Modesto area. This area is defined as south of Standiford Avenue and north of Briggsmore Avenue, west of Coffee Rd and east to Sisk Rd. Staff has calculated an installation goal of 2,760 meters per year with two crews.

Proj Stat: Installation in this area began in the Spring of 2013 and was mostly completed by June, 2016. A small section remains on hold for the "Highway Village" project completion.

Expenditures	Budget	Actual+Commit	Available	Prop. Inc./Dec. for 18-19	Budget+Prop. Inc./Dec.	Avail.+Prop. Inc./Dec.	19-20	20-21	21-22	22-23	Total Budgeted up to 2023
CCF City Construct Force	11,000,000	10,669,244	330,756	0	11,000,000	330,756	0	0	0	0	11,000,000
Expenditure Totals:	11,000,000	10,669,244	330,756	0	11,000,000	330,756	0	0	0	0	11,000,000

Fund Balance Required	Budget+Prop. Inc./Dec.	Available+Prop. Inc./Dec.
Water Fund - CIP Projects-4180	11,000,000	330,756



City of Modesto

Project #: 100575



PW - Residential Meter Installation - Central Modesto



City of Modesto: 2018-23 Capital Improvement Program

PW - Residential Meter Installation - Central Modesto

100575

Capital Un-sponsored


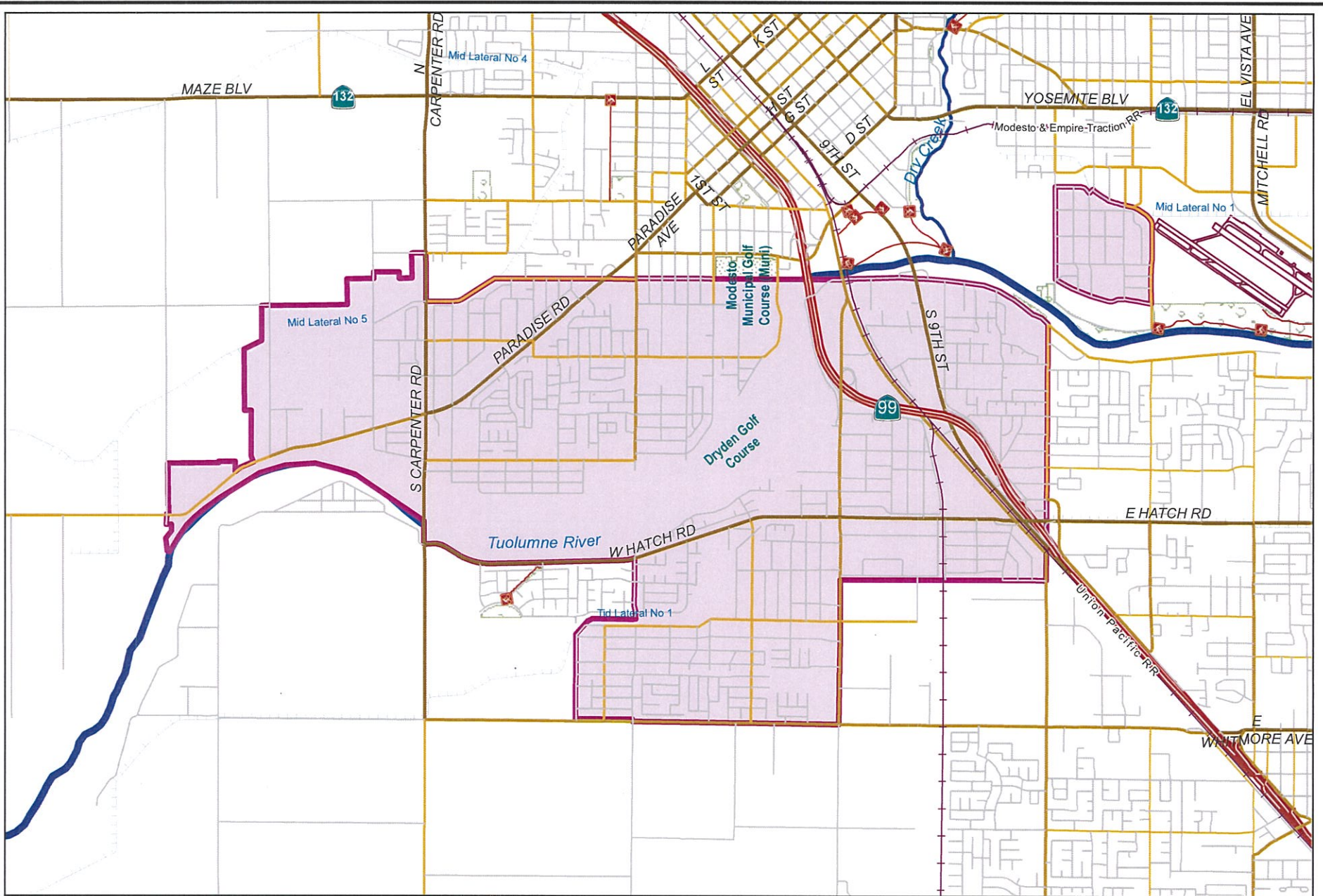
Cost Center: 59999 *Category:* Water *Start Date:* 2015
Hosting Fund: Water Fund - CIP Projects-4180 *Type Class:* Water *End Date:* 2019
Element Listing: Comm Svcs & Fac *Area:* System Wide *Status:* Active
Classification: Improvements *Manager:* Savidge, David L *Const. Code:* Under Construction

Proj Desc: This project is for the installation of approximately 7,600 water meters in the Central Modesto area. This area is defined as south of Briggsmore Avenue and north of Tuolumne Blvd., east of Carpenter Rd and west of Coffee Rd. Staff has an installation goal of 2,760 meters per year with two crews

Proj Stat: Installations began in this area in the fall of 2015 and are projected to continue until FY 18/19.

Expenditures	Budget	Actual+Commit	Available	Prop. Inc./Dec. for 18-19	Budget+Prop. Inc./Dec.	Avail.+Prop. Inc./Dec.	19-20	20-21	21-22	22-23	Total Budgeted up to 2023
CCF City Construct Force	11,500,000	7,962,433	3,537,567	800,000	12,300,000	4,337,567	0	0	0	0	12,300,000
Expenditure Totals:	11,500,000	7,962,433	3,537,567	800,000	12,300,000	4,337,567	0	0	0	0	12,300,000

Fund Balance Required	Budget+Prop. Inc./Dec.	Available+Prop. Inc./Dec.
Water Fund - CIP Projects-4180	12,300,000	4,337,567



City of Modesto

Project #: 100576

PW - Residential Meter Installation - South Modesto



City of Modesto: 2018-23 Capital Improvement Program

PW - Residential Meter Installation - South Modesto

100576

Capital Un-sponsored

<i>Cost Center:</i> 59999	<i>Category:</i> Water	<i>Start Date:</i> 2018
<i>Hosting Fund:</i> Water Fund - CIP Projects-4180	<i>Type Class:</i> Water	<i>End Date:</i> 2020
<i>Element Listing:</i> Comm Svcs & Fac	<i>Area:</i> System Wide	<i>Status:</i> Active
<i>Classification:</i> Improvements	<i>Manager:</i> Savidge, David L	<i>Const. Code:</i> Under Construction

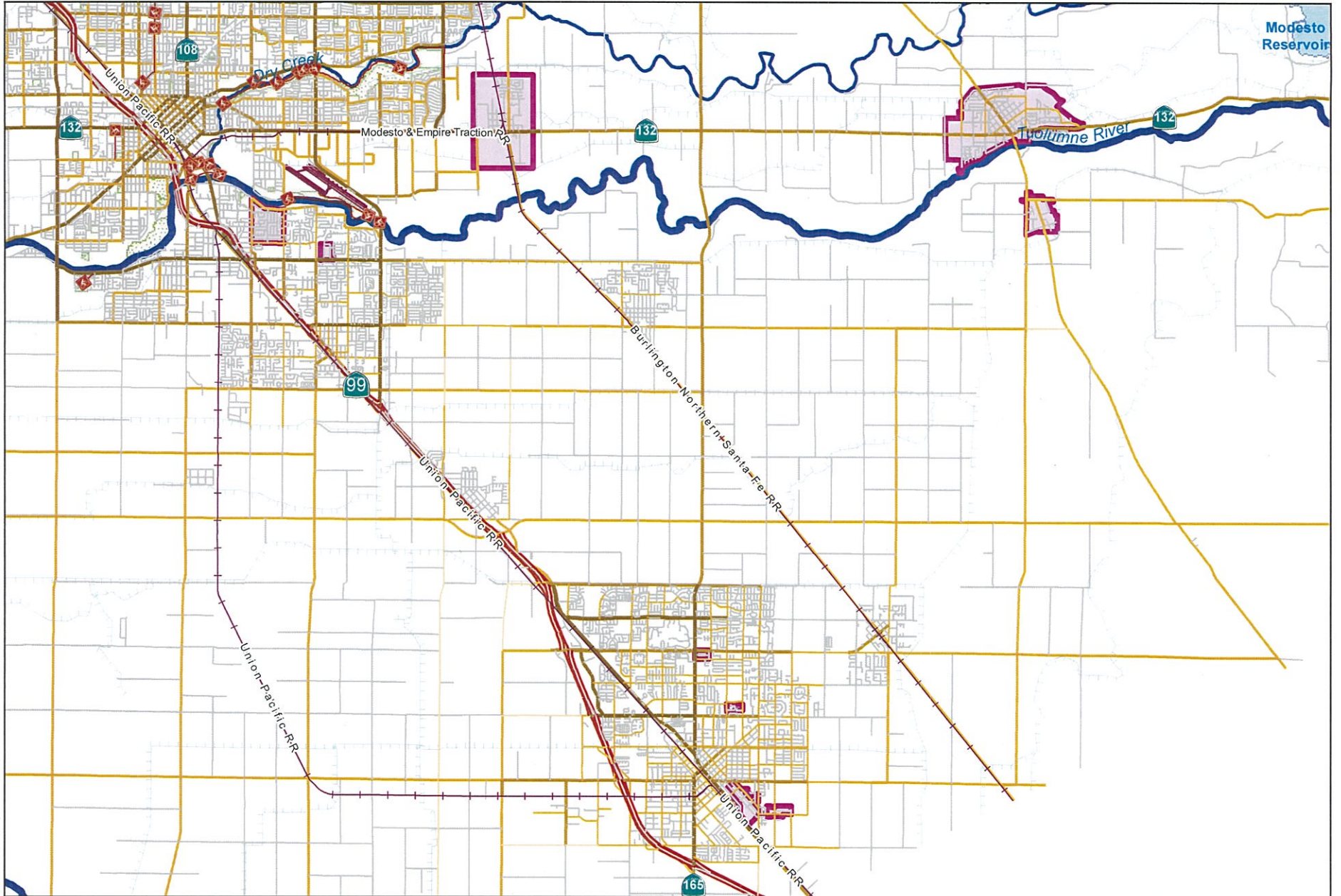
Proj Desc: This project is for the installation of approximately 4,600 water meters in the South Modesto area. This area is defined as north of Whitmore avenue and south of Tuolumne Blvd. East from Grimes Rd to Herndon Rd. including some installs in the airport area. Staff has an installation goal of 2,760 meters per year with two crews.

Proj Stat: This area is scheduled to start in FY18-19 Due to street paving or rehab projects in this area, some installs will need to be made ahead of schedule.

Revenues	Budget	Actuals+Commit	Available	Prop. Inc./Dec. for 18-19	Bud + Prop. Incr/Decr	Avail.+ Prop. Incr/Decr	19-20	20-21	21-22	22-23	Total Budgeted up to 2023
	0	0	0	0	0	0	0	0	0	0	0
Revenue Totals:	0	0	0	0	0	0	0	0	0	0	0

Expenditures	Budget	Actual+Commit	Available	Prop. Inc./Dec. for 18-19	Budget+Prop. Inc./Dec.	Avail.+Prop. Inc./Dec.	19-20	20-21	21-22	22-23	Total Budgeted up to 2023
CCF City Construct Force	313,969	63,969	250,000	1,800,000	2,113,969	2,050,000	3,000,000			0	5,113,969
Expenditure Totals:	313,969	63,969	250,000	1,800,000	2,113,969	2,050,000	3,000,000	0	0	0	5,113,969

Fund Balance Required	Budget+Prop. Inc./Dec.	Available+Prop. Inc./Dec.
Water Fund - CIP Projects-4180	2,113,969	2,050,000



City of Modesto

Project #: 100577

PW - Residential Meter Installation - Outlying Areas



City of Modesto: 2018-23 Capital Improvement Program

PW - Residential Meter Installation - Outlying Areas

100577

Capital Un-sponsored

<i>Cost Center:</i> 59999	<i>Category:</i> Water	<i>Start Date:</i> 2019
<i>Hosting Fund:</i> Water Fund - CIP Projects-4180	<i>Type Class:</i> Water	<i>End Date:</i> 2021
<i>Element Listing:</i> Comm Svcs & Fac	<i>Area:</i> System Wide	<i>Status:</i> Active
<i>Classification:</i> Improvements	<i>Manager:</i> Savidge, David L	<i>Const. Code:</i> Under Construction

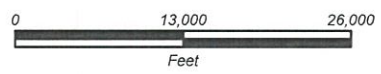
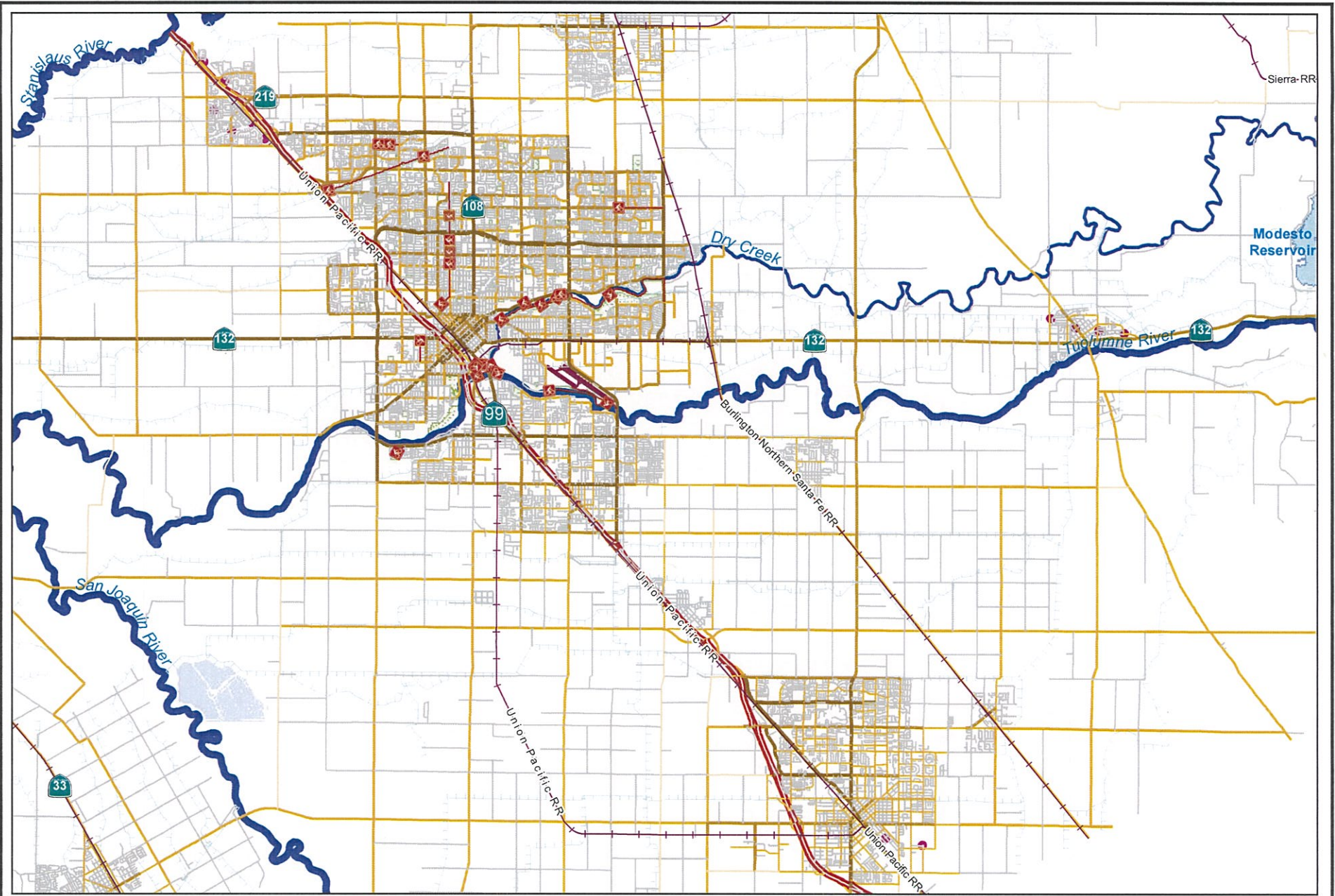
Proj Desc: This project provides funding for the installation of approximately 1,500 water meters in the outlying areas of the water system. This area includes Ceres and Turlock.

Proj Stat: This project is scheduled to start in FY19-20. Due to street paving or rehab projects in the area, some installations will need to be done ahead of schedule.

Expenditures	Budget	Actual+Commit	Available	Prop. Inc./Dec. for 18-19	Budget+Prop. Inc./Dec.	Avail.+Prop. Inc./Dec.	19-20	20-21	21-22	22-23	Total Budgeted up to 2023
CCF City Construct Force	400,000	223,355	176,645	0	400,000	176,645	2,500,000	1,000,000	0	2,700,000	6,600,000
Expenditure Totals:	400,000	223,355	176,645	0	400,000	176,645	2,500,000	1,000,000	0	2,700,000	6,600,000

Fund Balance Required	Budget+Prop. Inc./Dec.	Available+Prop. Inc./Dec.
Water Fund - CIP Projects-4180	400,000	176,645

415



City of Modesto

Project #: 100584

PW - Chlorination System Installation - Outlying Areas



City of Modesto: 2018-23 Capital Improvement Program

PW - Chlorination System Installation - Outlying Areas

100584

Capital Un-sponsored

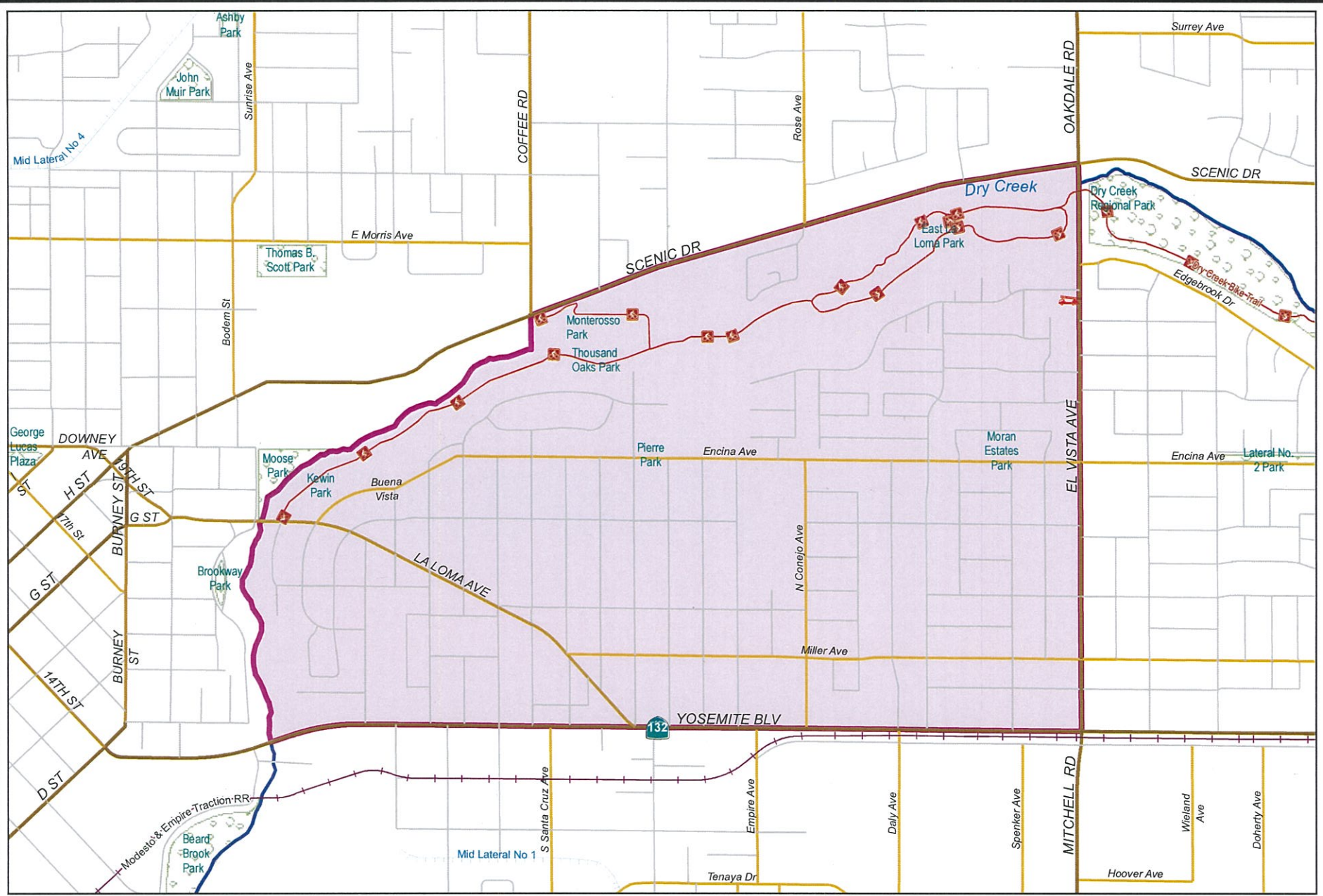
<i>Cost Center:</i> 59999	<i>Category:</i> Water	<i>Start Date:</i> 2010
<i>Hosting Fund:</i> Water Fund - CIP Projects-4180	<i>Type Class:</i> Water	<i>End Date:</i>
<i>Element Listing:</i> Comm Svcs & Fac	<i>Area:</i> System Wide	<i>Status:</i> Active
<i>Classification:</i> Improvements	<i>Manager:</i> Savidge, David L	<i>Const. Code:</i> Under Construction

Proj Desc: This project provides funding to install tablet chlorination systems and enclosures at outlying water system wells and tanks as well as several within the Modesto City limits. This installation will eliminate hauling liquid chlorine to remote areas, or areas of limited accessibility, which will reduce the possibility of hazardous spills and liability to the City.

Proj Stat: Council approved installation of several units a year. Installations are planned for Modesto and outlying areas of the water system.

Expenditures	Budget	Actual+Commit	Available	Prop. Inc./Dec. for 18-19	Budget+Prop. Inc./Dec.	Avail.+Prop. Inc./Dec.	19-20	20-21	21-22	22-23	Total Budgeted up to 2023
CCF City Construct Force	300,000	208,625	91,375	100,000	400,000	191,375	100,000	100,000	100,000	100,000	800,000
Expenditure Totals:	300,000	208,625	91,375	100,000	400,000	191,375	100,000	100,000	100,000	100,000	800,000

Fund Balance Required	Budget+Prop. Inc./Dec.	Available+Prop. Inc./Dec.
Water Fund - CIP Projects-4180	400,000	191,375

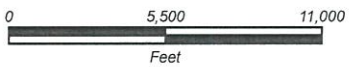
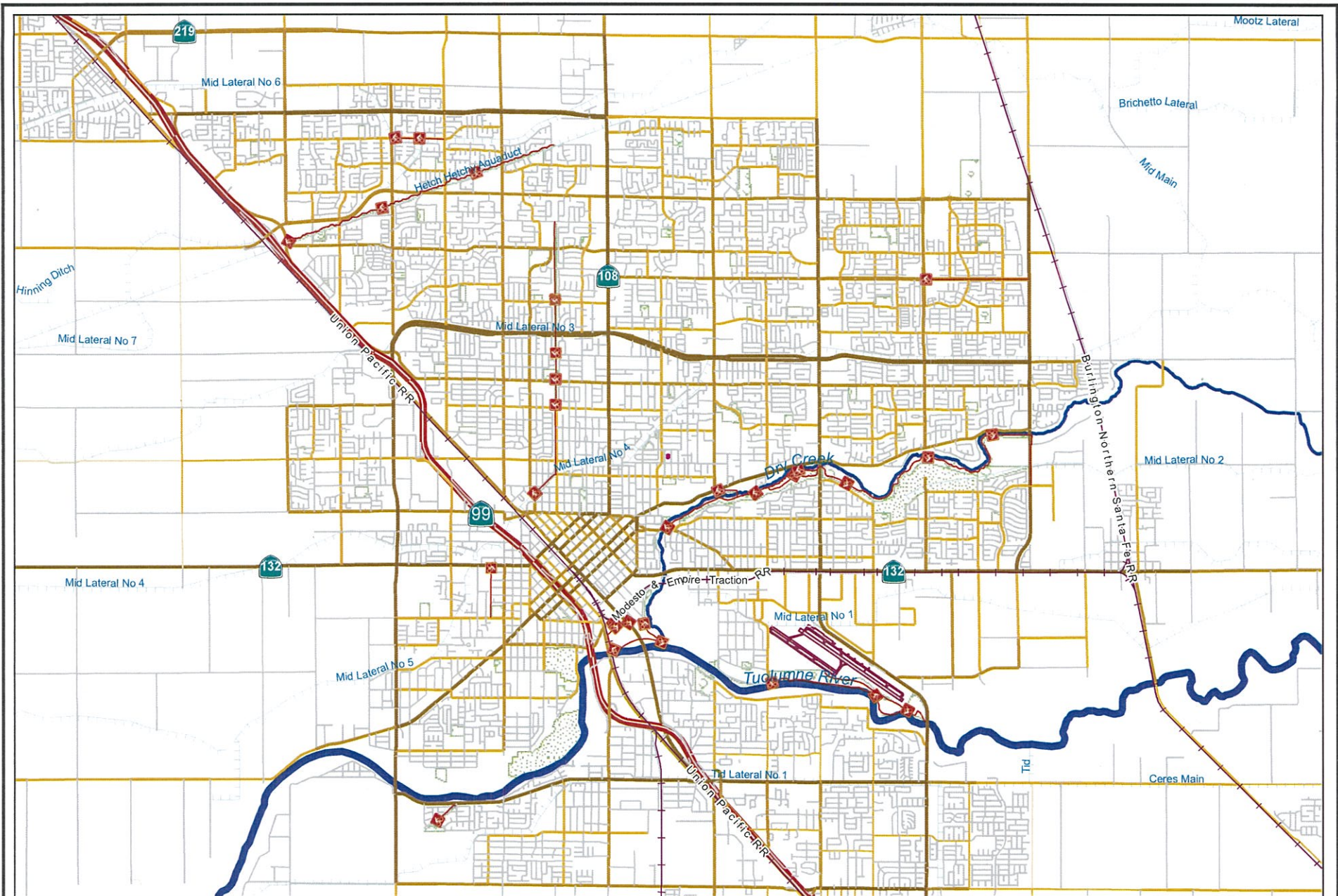


City of Modesto

Project #: 100627

PW - Strengthen & Replace La Loma Water Mains





City of Modesto

Project #: 100665

PW - Utility Cuts -WTS new Connections



City of Modesto: 2018-23 Capital Improvement Program

PW - Utility Cuts -WTS new Connections

100665

Capital Un-sponsored

Cost Center: 59999 *Category:* Water *Start Date:* 2010
Hosting Fund: Water Fund - CIP Projects-4180 *Type Class:* Water *End Date:* Ongoing
Element Listing: Comm Svcs & Fac *Area:* Within City *Status:* Active
Classification: Improvements *Manager:* Savidge, David L *Const. Code:* Under Construction


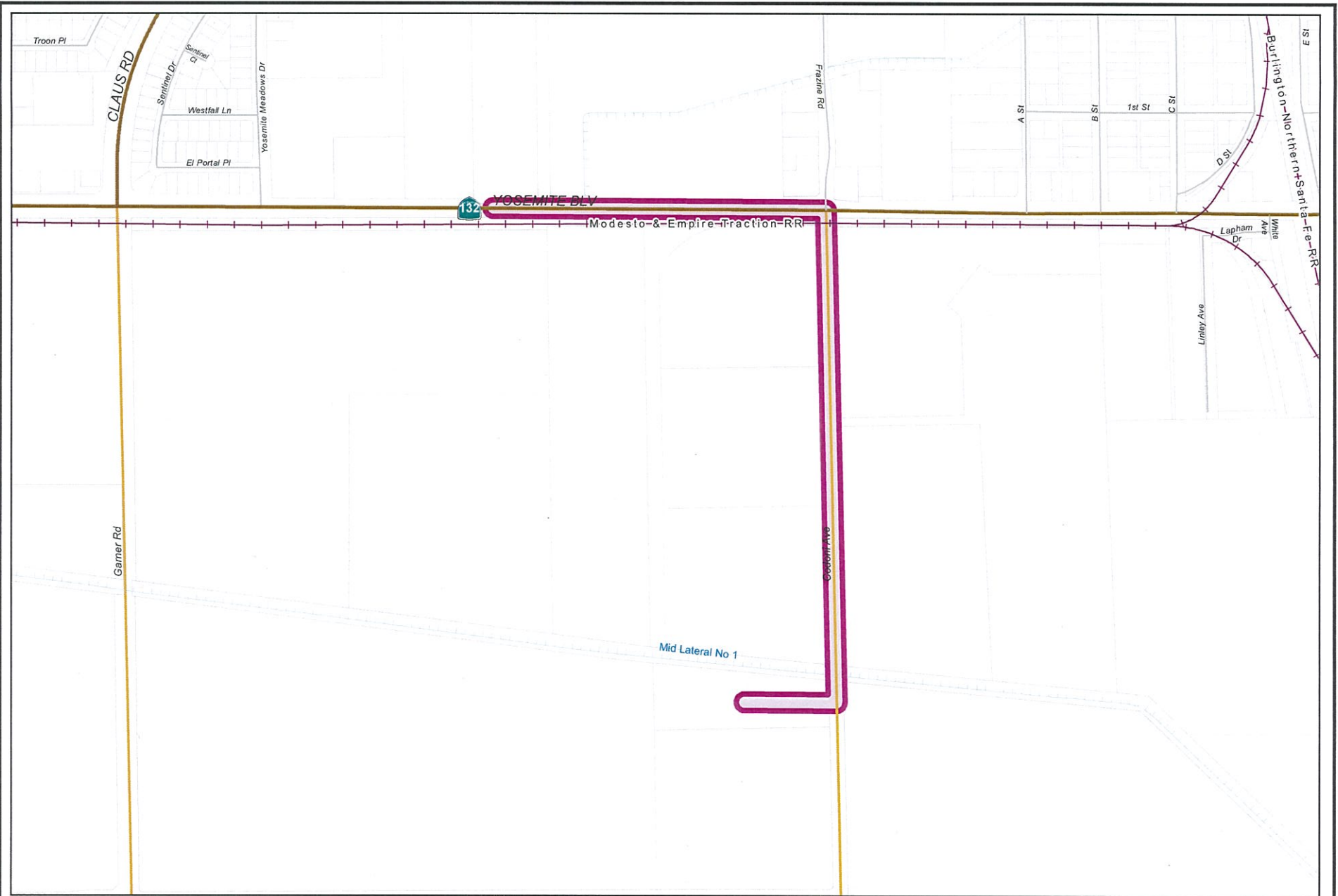
Proj Desc: This project funds pavement repairs related to WTS connections for new development.

Proj Stat: Project in progress - budget was adjusted to reflect increase in new development.

Expenditures	Budget	Actual+Commit	Available	Prop. Inc./Dec. for 18-19	Budget+Prop. Inc./Dec.	Avail.+Prop. Inc./Dec.	19-20	20-21	21-22	22-23	Total Budgeted up to 2023
CCF City Construct Force	290,000	148,372	141,628	0	290,000	141,628	150,000	150,000	150,000	100,000	840,000
EDA Eng/Design/Admin	1,500	1,323	177	0	1,500	177	1,500	1,500	1,500	1,500	7,500
Expenditure Totals:	291,500	149,694	141,806	0	291,500	141,806	151,500	151,500	151,500	101,500	847,500

Fund Balance Required	Budget+Prop. Inc./Dec.	Available+Prop. Inc./Dec.
Water Fund - CIP Projects-4180	291,500	141,806

421



City of Modesto
 Project #: 100672
 UPP - Codoni Transmission Mains



City of Modesto: 2018-23 Capital Improvement Program

UPP - Codoni Transmission Mains

100672

Capital Un-sponsored

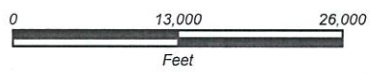
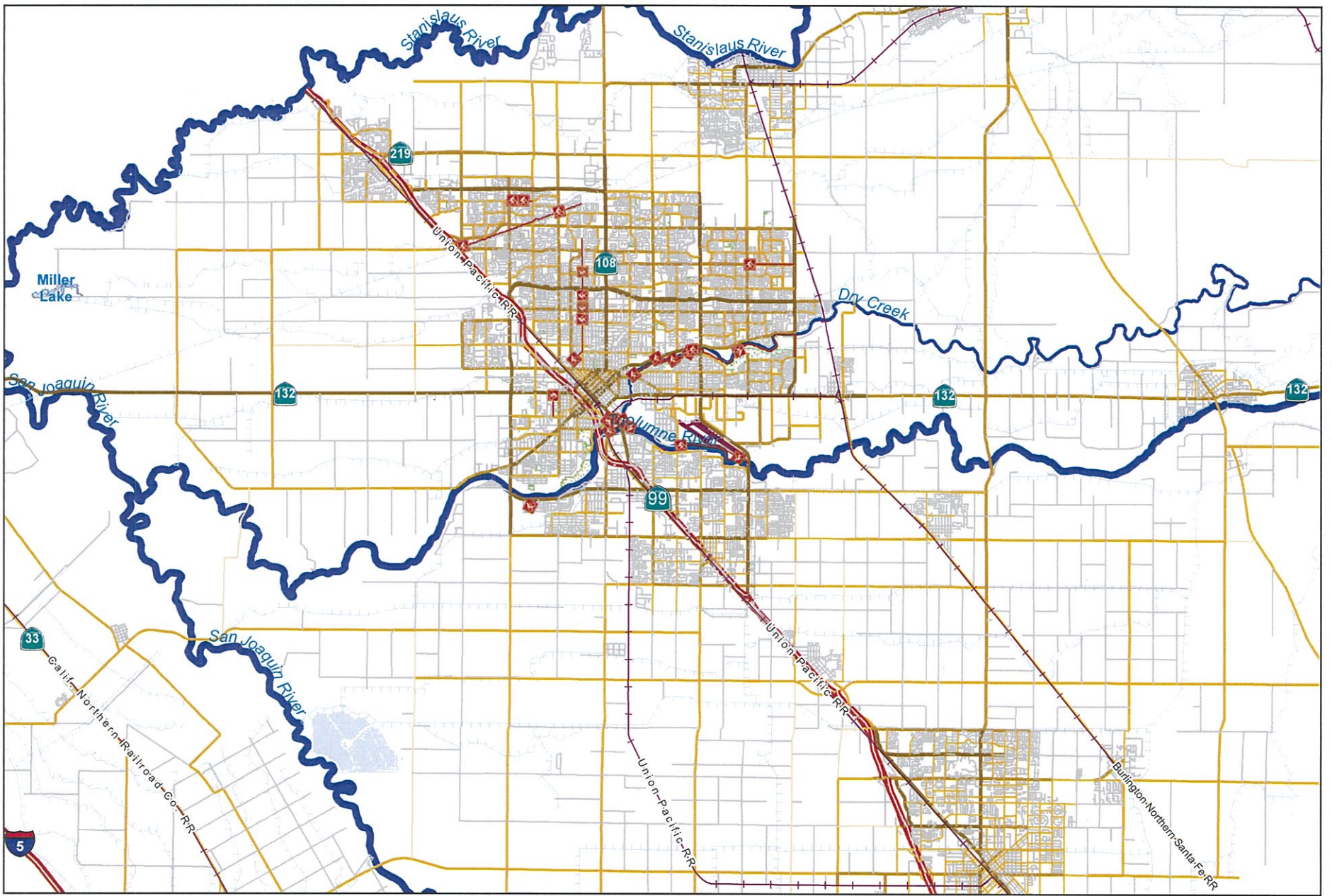
Cost Center: 49999 Category: Water Start Date: 2012
 Hosting Fund: Water Fund - CIP Projects-4180 Type Class: Water End Date: 2020
 Element Listing: Comm Svcs & Fac Area: System Wide Status: Active
 Classification: Improvements Manager: Bryant, Tamorah Const. Code: To be Closed

Proj Desc: This project will fund the design and construction of transmission mains to convey flows into and out of the proposed Industrial Tank 13 and pumpstation. The project will consist of approximately 4,400 l.f. of transmission main to convey flows from the MID transmission system to the proposed tank. This main will extend from approximately 1600 ft. west of the Codoni / Yosemite intersection, then approximately 2800 l.f. to the south along Codoni to the proposed Industrial Tank site. A second parallel transmission main will be constructed for approx. 2800 l.f. in Codoni from the tank site to the Codoni / Yosemite intersection to convey flows from the tank to the distribution system. A separate transmission main to serve the Industrial Tank project will be constructed under the separate CIP for Downstream Improvements: Yosemite Transmission Main Account CIP 100467 and is not a part of this CIP. The Industrial Tank 13 and Booster Pump Station will also be constructed under a separate CIP 100475.

Proj Stat: Construction completed FY 17/18. Anticipated closure in FY 18/19.

Expenditures	Budget	Actual+Commit	Available	Prop. Inc./Dec. for 18-19	Budget+Prop. Inc./Dec.	Avail.+Prop. Inc./Dec.	19-20	20-21	21-22	22-23	Total Budgeted up to 2023
CA Construction Admin	146,078	81,505	64,573	0	146,078	64,573	0	0	0	0	146,078
CCF City Construct Force	45,000	152	44,848	0	45,000	44,848	0	0	0	0	45,000
CON Construction	2,432,695	2,432,695	0	0	2,432,695	0	0	0	0	0	2,432,695
CTGY-CIP Contingency - CIP	316,250	315,662	588	0	316,250	588	0	0	0	0	316,250
EDA Eng/Design/Admin	187,977	177,724	10,253	0	187,977	10,253	0	0	0	0	187,977
Expenditure Totals:	3,128,000	3,007,739	120,261	0	3,128,000	120,261	0	0	0	0	3,128,000

Fund Balance Required	Budget+Prop. Inc./Dec.	Available+Prop. Inc./Dec.
Water Fund - CIP Projects-4180	3,128,000	120,261



City of Modesto

Project #: 100695

UPP - Water Fund Master Plan



City of Modesto: 2018-23 Capital Improvement Program

UPP - Water Fund Master Plan

100695

Capital Un-sponsored

Cost Center: 49999 Category: Water Start Date: 2014
 Hosting Fund: Water Fund - CIP Projects-4180 Type Class: Water End Date: 2018
 Element Listing: Comm Svcs & Fac Area: System Wide Status: Active
 Classification: Improvements Manager: Bryant, Tamorah Const. Code: Not Awarded

Proj Desc: This project will provide funding for the preparation of a system-wide Water Master Plan (WMP) and complete the associated environmental review (CEQA) work. The WMP will address, among other items, future sources of supply, water quality issues, water demands, conjunctive use strategies, water system modeling updates and capital improvements (for both existing and future customers).

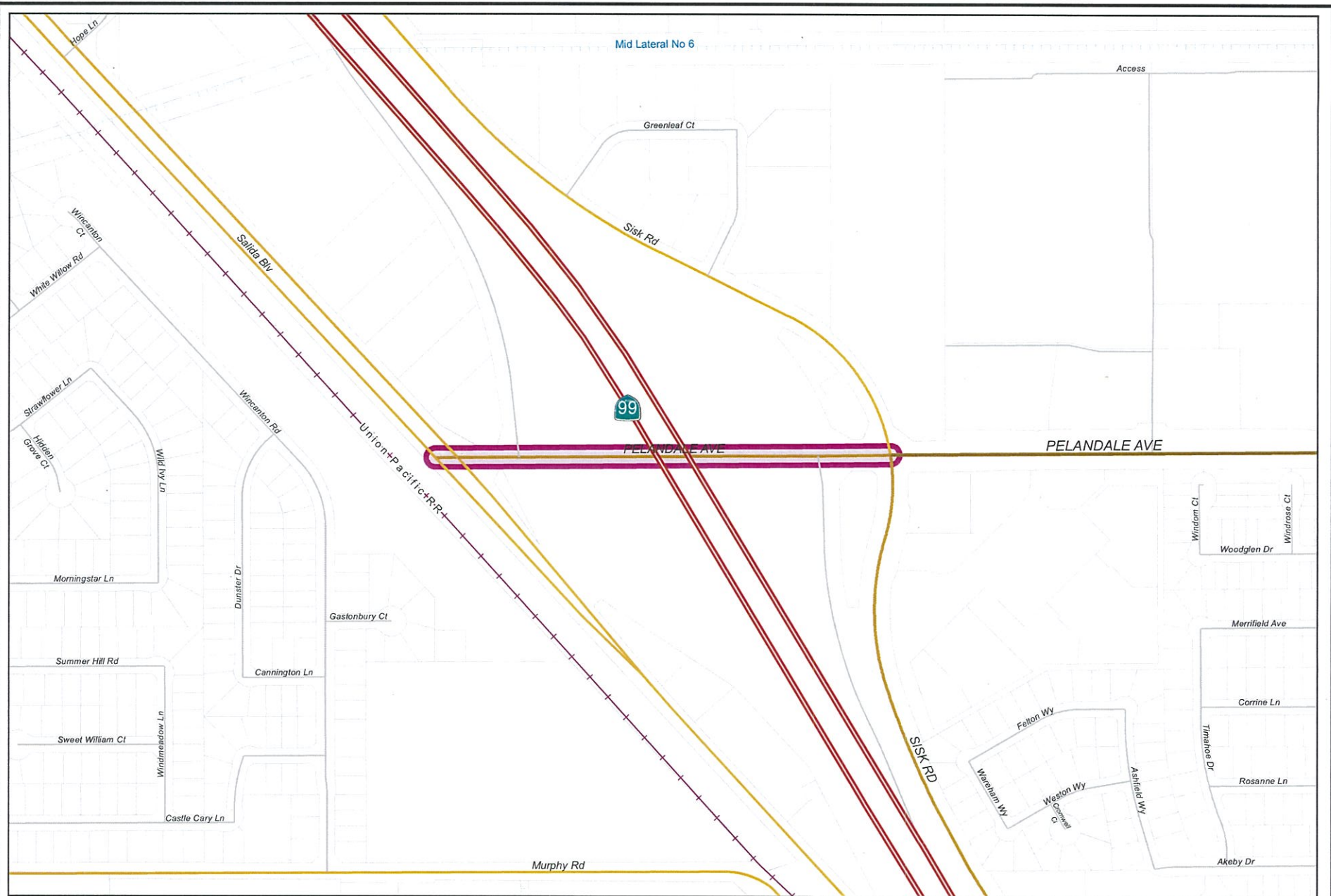
This project replaced 100487 due to a project conversion error into the new project/grants database.

Proj Stat: The WMP document is complete, and the CEQA work is expected to be complete FY 17/18.

Revenues	Budget	Actuals+Commit	Available	Prop. Inc./Dec. for 18-19	Bud + Prop. Inc./Decr	Avail.+ Prop. Inc./Decr	19-20	20-21	21-22	22-23	Total Budgeted up to 2023
42402 Intergov - Local - City of Ceres	0	22,527	-22,527	0	0	-22,527	0	0	0	0	0
42418 Intergov - Local - City of Hughson	0	8,836	-8,836	0	0	-8,836	0	0	0	0	0
42510 Intergov - Other Government Agencies	0	29,633	-29,633	0	0	-29,633	0	0	0	0	0
Revenue Totals:	0	60,996	-60,996	0	0	-60,996	0	0	0	0	0

Expenditures	Budget	Actual+Commit	Available	Prop. Inc./Dec. for 18-19	Budget+Prop. Inc./Dec.	Avail.+Prop. Inc./Dec.	19-20	20-21	21-22	22-23	Total Budgeted up to 2023
EDA Eng/Design/Admin	2,114,776	2,078,682	36,094	0	2,114,776	36,094	0	0	0	0	2,114,776
ENV ENV Environmental	0	0	0	0	0	0	0	0	0	0	0
Expenditure Totals:	2,114,776	2,078,682	36,094	0	2,114,776	36,094	0	0	0	0	2,114,776

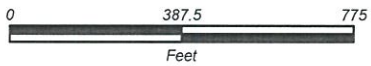
Fund Balance Required	Budget+Prop. Inc./Dec.	Available+Prop. Inc./Dec.
Water Fund - CIP Projects-4180	2,114,776	97,090



City of Modesto

Project #: 100705

UPP - Pelandale Water SR99 Interchange



City of Modesto: 2018-23 Capital Improvement Program

UPP - Pelandale Water SR99 Interchange

100705

Capital Un-sponsored

Cost Center: 49999 *Category:* Water *Start Date:* 2012
Hosting Fund: Water Fund - CIP Projects-4180 *Type Class:* Water *End Date:* 2018
Element Listing: Comm Svcs & Fac *Area:* Within City *Status:* Active
Classification: Improvements *Manager:* Davalos, Robert *Const. Code:* Construction Completed

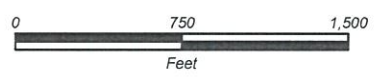
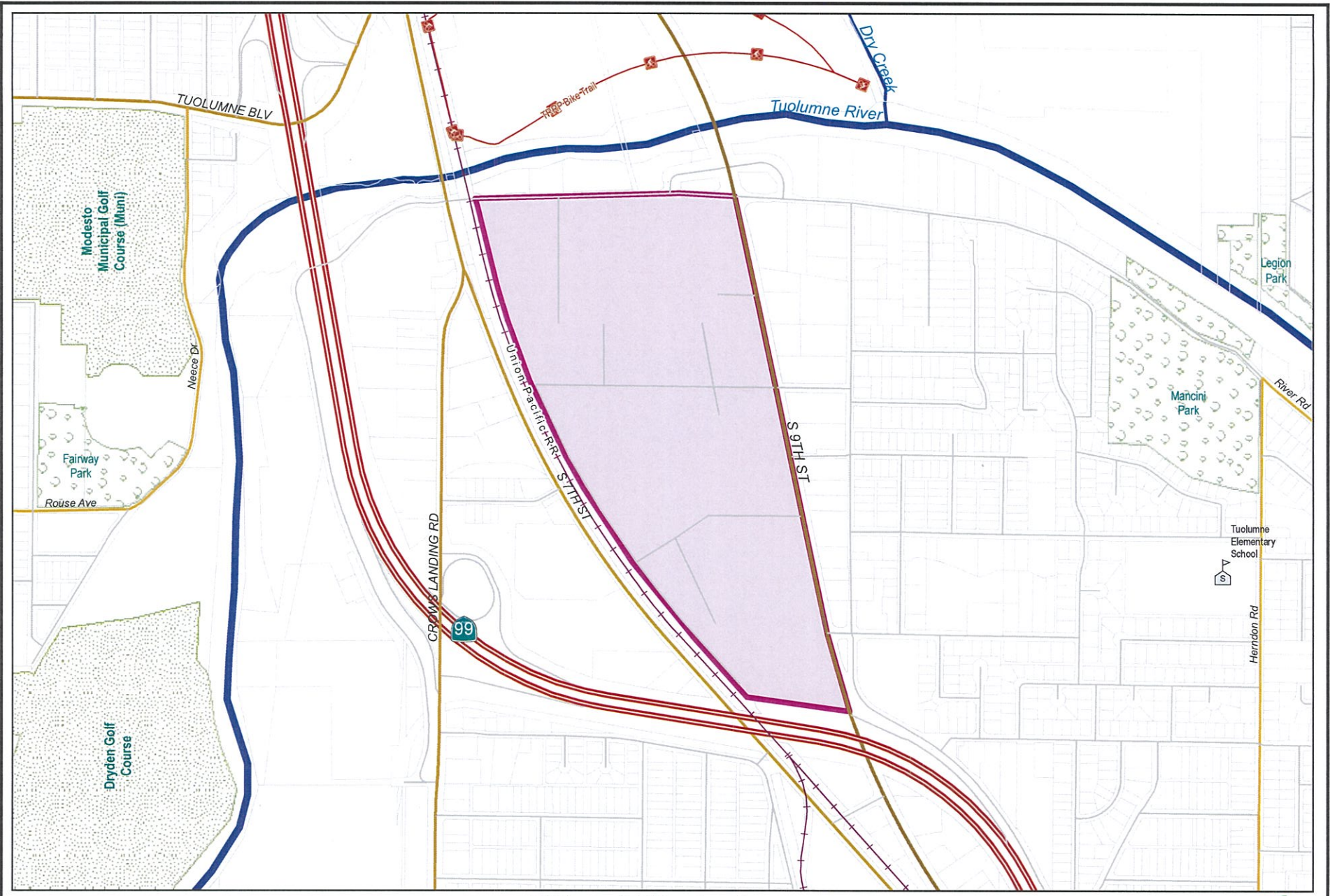
Proj Desc: This project will install a new water main from Salida Blvd to Sisk Rd along Pelandale Ave across the proposed new Highway 99 interchange. (100046)

Project Status Continued: To be closed in FY 18/19.

Proj Stat: The majority of the portion of this pipeline is proposed to be installed concurrently with the construction of the interchange (2014). The pipeline will be installed in one of the box girder openings in the bridge structure. Completion summer 2017.

Expenditures	Budget	Actual+Commit	Available	Prop. Inc./Dec. for 18-19	Budget+Prop. Inc./Dec.	Avail.+Prop. Inc./Dec.	19-20	20-21	21-22	22-23	Total Budgeted up to 2023
CA Construction Admin	27,700	17,074	10,626	0	27,700	10,626	0	0	0	0	27,700
CCF City Construct Force	22,160	12,674	9,486	0	22,160	9,486	0	0	0	0	22,160
CON Construction	277,000	257,501	19,499	0	277,000	19,499	0	0	0	0	277,000
CTGY-CIP Contingency - CIP	27,700	5,000	22,700	0	27,700	22,700	0	0	0	0	27,700
EDA Eng/Design/Admin	33,240	1,630	31,610	0	33,240	31,610	0	0	0	0	33,240
Expenditure Totals:	387,800	293,878	93,922	0	387,800	93,922	0	0	0	0	387,800

Fund Balance Required	Budget+Prop. Inc./Dec.	Available+Prop. Inc./Dec.
Water Fund - CIP Projects-4180	387,800	93,922



City of Modesto

Project #: 100733

UPP - S. 9th St. Industrial Water



City of Modesto: 2018-23 Capital Improvement Program

UPP - S. 9th St. Industrial Water

100733

Capital Un-sponsored

Cost Center: 49999 **Category:** Water **Start Date:** 2013
Hosting Fund: Water Fund - CIP Projects-4180 **Type Class:** Water **End Date:** 2018
Element Listing: Comm Svcs & Fac **Area:** System Wide **Status:** Active
Classification: Replacement **Manager:** Bryant, Tamorah **Const. Code:** To be Closed

Proj Desc: This project will provide funding to replace existing water mains within the industrial area generally bounded by Bystrom Road, Janopaul Avenue and River Road. Existing water mains in this area are old, undersized steel mains which are prone to leaking and low pressures. This project will replace the existing system with City standard water mains, valves and hydrants to improve system reliability, flows and pressures. Project design will begin in summer 2013, with construction anticipated to begin in 2016. Given the relatively large project area, the project may need to be constructed in incremental phases depending on funding and workload. Three jack and bores are required under the UPPR tracks.

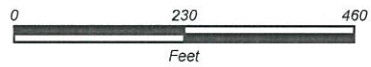
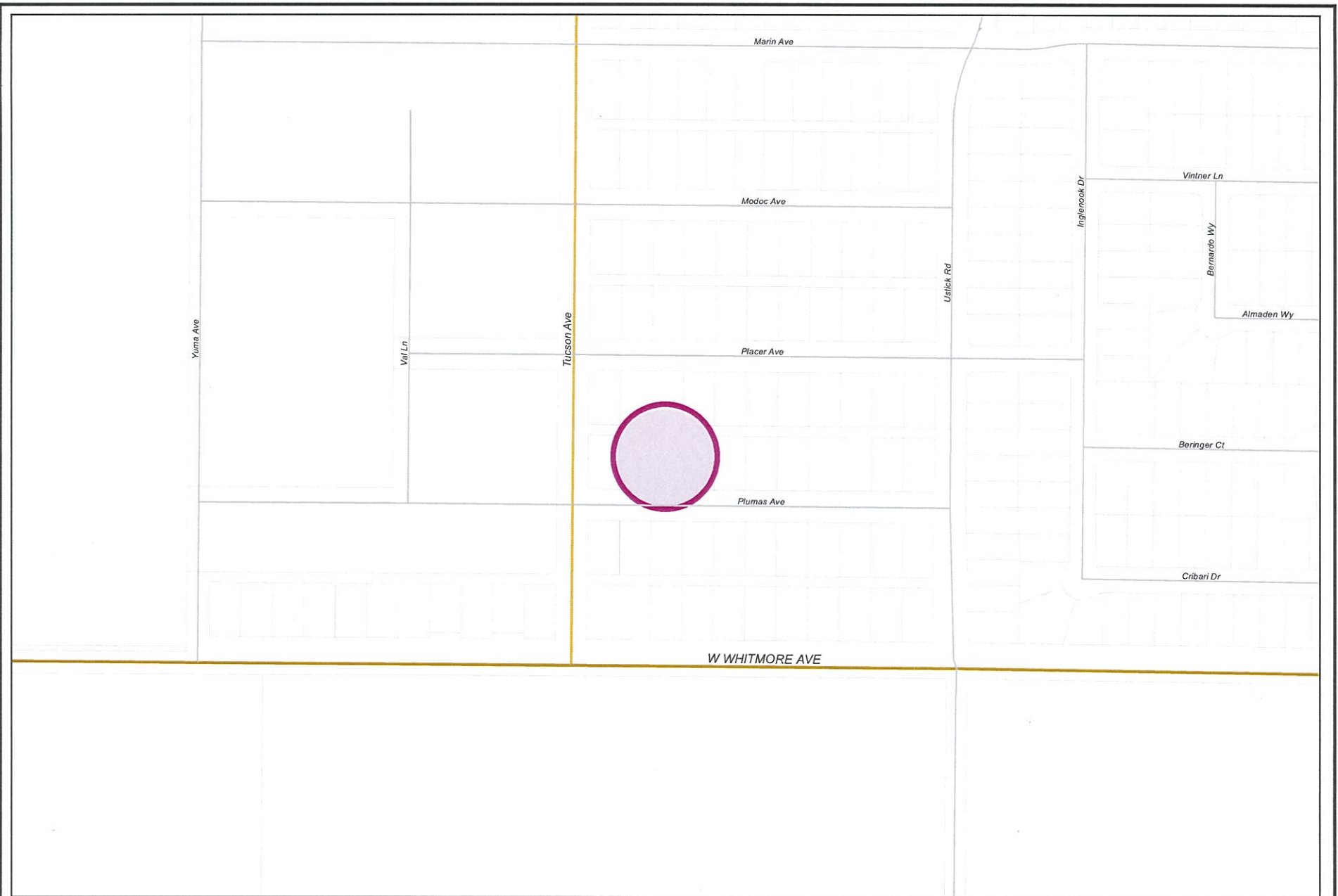
Proj Stat: Construction completed winter FY 16-17. Project accepted in FY 17/18, to be closed in FY 18/19.

Revenues	Budget	Actuals+Commit	Available	Prop. Inc./Dec. for 18-19	Bud + Prop. Incr/Decr	Avail.+ Prop. Incr/Decr	19-20	20-21	21-22	22-23	Total Budgeted up to 2023
47020 Refunds, Damages, and Cost Recovery	0	42,052	-42,052	0	0	-42,052	0	0	0	0	0
Revenue Totals:	0	42,052	-42,052	0	0	-42,052	0	0	0	0	0

Expenditures	Budget	Actual+Commit	Available	Prop. Inc./Dec. for 18-19	Budget+Prop. Inc./Dec.	Avail.+Prop. Inc./Dec.	19-20	20-21	21-22	22-23	Total Budgeted up to 2023
CA Construction Admin	155,000	153,270	1,730	0	155,000	1,730	0	0	0	0	155,000
CCF City Construct Force	45,000	885	44,115	0	45,000	44,115	0	0	0	0	45,000
CON Construction	2,869,054	2,316,966	552,088	0	2,869,054	552,088	0	0	0	0	2,869,054
CTGY-CIP Contingency - CIP	205,580	205,580	0	0	205,580	0	0	0	0	0	205,580
EDA Eng/Design/Admin	296,366	292,999	3,367	0	296,366	3,367	0	0	0	0	296,366
LA Land Acquisition	10,000	6,443	3,558	0	10,000	3,558	0	0	0	0	10,000
Expenditure Totals:	3,581,000	2,976,143	604,857	0	3,581,000	604,857	0	0	0	0	3,581,000

Fund Balance Required	Budget+Prop. Inc./Dec.	Available+Prop. Inc./Dec.
Water Fund - CIP Projects-4180	3,581,000	646,909

429



City of Modesto

Project #: 100734

UPP - Tank 7 Recoat



City of Modesto: 2018-23 Capital Improvement Program

UPP - Tank 7 Recoat

100734

Capital Un-sponsored

Cost Center: 49999 Category: Water Start Date: 2013
 Hosting Fund: Water Fund - CIP Projects-4180 Type Class: Water End Date: 2018
 Element Listing: Comm Svcs & Fac Area: System Wide Status: Active
 Classification: Maintenance Manager: Bryant, Tamorah Const. Code: To be Closed

Proj Desc: This project will provide funding for removal and replacement of the existing interior coating of Tank 7 in order to prevent corrosion of the steel water tank walls. Should there be items that have been damaged due to corrosion, cathodic protection system replacement and other minor repairs may also be performed.

Proj Stat: Construction complete. Project accepted in FY 16/17 and closed in FY 17/18.

Expenditures	Budget	Actual+Commit	Available	Prop. Inc./Dec. for 18-19	Budget+Prop. Inc./Dec.	Avail.+Prop. Inc./Dec.	19-20	20-21	21-22	22-23	Total Budgeted up to 2023
CA Construction Admin	44,918	44,672	246	0	44,918	246	0	0	0	0	44,918
CCF City Construct Force	0	0	0	0	0	0	0	0	0	0	0
CON Construction	154,000	154,000	0	0	154,000	0	0	0	0	0	154,000
CTGY-CIP Contingency - CIP	15,623	15,623	0	0	15,623	0	0	0	0	0	15,623
EDA Eng/Design/Admin	37,254	36,808	446	0	37,254	446	0	0	0	0	37,254
Expenditure Totals:	251,795	251,103	692	0	251,795	692	0	0	0	0	251,795

Fund Balance Required	Budget+Prop. Inc./Dec.	Available+Prop. Inc./Dec.
Water Fund - CIP Projects-4180	251,795	692



City of Modesto

Project #: 100785

UPP - Tivoli Area - Grogan Park Well



City of Modesto: 2018-23 Capital Improvement Program

UPP - Tivoli Area - Grogan Park Well

100785

Capital Un-sponsored

<i>Cost Center:</i> 49999	<i>Category:</i> Water	<i>Start Date:</i> 2014
<i>Hosting Fund:</i> Water Fund - CIP Projects-4180	<i>Type Class:</i> Water	<i>End Date:</i> 2017
<i>Element Listing:</i> Comm Svcs & Fac	<i>Area:</i> System Wide	<i>Status:</i> New
<i>Classification:</i> Improvements	<i>Manager:</i> Davalos, Robert	<i>Const. Code:</i> Construction Completed

Proj Desc: This project will provide funding to construct a future potable water well to serve the Tivoli Specific Plan Area. Tivoli includes acquiring access to proposed site, drilling to a depth of 600 feet below ground surface, test pumping and sampling, land acquisition, design, and construction of production well site.

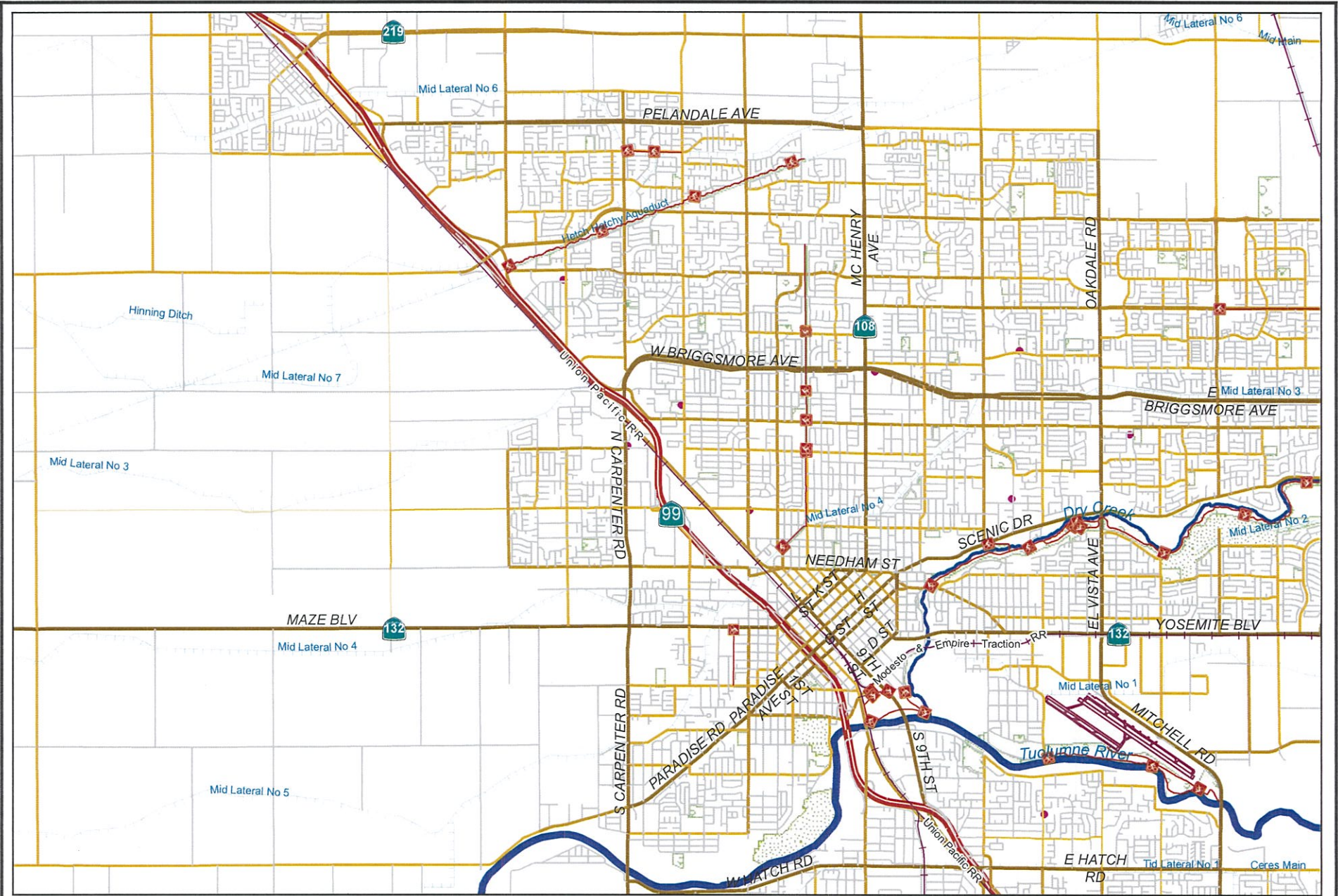
The above ground portion of the well will be designed and constructed as a part of a separate CIP.

Proj Stat: Below ground portion of well in construction FY 16/17. Surface improvements in final design & construction in FY 17/18. Project accepted in FY 17/18 and closed in FY 18/19.

Expenditures	Budget	Actual+Commit	Available	Prop. Inc./Dec. for 18-19	Budget+Prop. Inc./Dec.	Avail.+Prop. Inc./Dec.	19-20	20-21	21-22	22-23	Total Budgeted up to 2023
CA Construction Admin	80,000	56,587	23,413	0	80,000	23,413	0	0	0	0	80,000
CCF City Construct Force	232	231	1	0	232	1	0	0	0	0	232
CON Construction	476,850	476,850	0	0	476,850	0	0	0	0	0	476,850
CTGY-CIP Contingency - CIP	21,727	21,727	0	0	21,727	0	0	0	0	0	21,727
EDA Eng/Design/Admin	1,083,460	1,066,538	16,922	0	1,083,460	16,922	0	0	0	0	1,083,460
ENV CIP - Environmental	0	0	0	0	0	0	0	0	0	0	0
LA Land Acquisition	11,546	11,103	443	0	11,546	443	0	0	0	0	11,546
Expenditure Totals:	1,673,815	1,633,036	40,779	0	1,673,815	40,779	0	0	0	0	1,673,815

Fund Balance Required	Budget+Prop. Inc./Dec.	Available+Prop. Inc./Dec.
Water Fund - CIP Projects-4180	1,673,815	40,779

433



City of Modesto

Project #: 100796

UPP - Destruction of Wells due to Uranium, Arsenic, and Nitrate Contamination



City of Modesto: 2018-23 Capital Improvement Program

UPP - Destruction of Wells due to Uranium, Arsenic, and Nitrate Contamination

100796

Capital Un-sponsored

Cost Center: 49999 *Category:* Water *Start Date:* 2015
Hosting Fund: Water Fund - CIP Projects-4180 *Type Class:* Water *End Date:* 2018
Element Listing: Comm Svcs & Fac *Area:* Within City *Status:* Active
Classification: Replacement *Manager:* Bryant, Tamorah *Const. Code:* Construction Completed

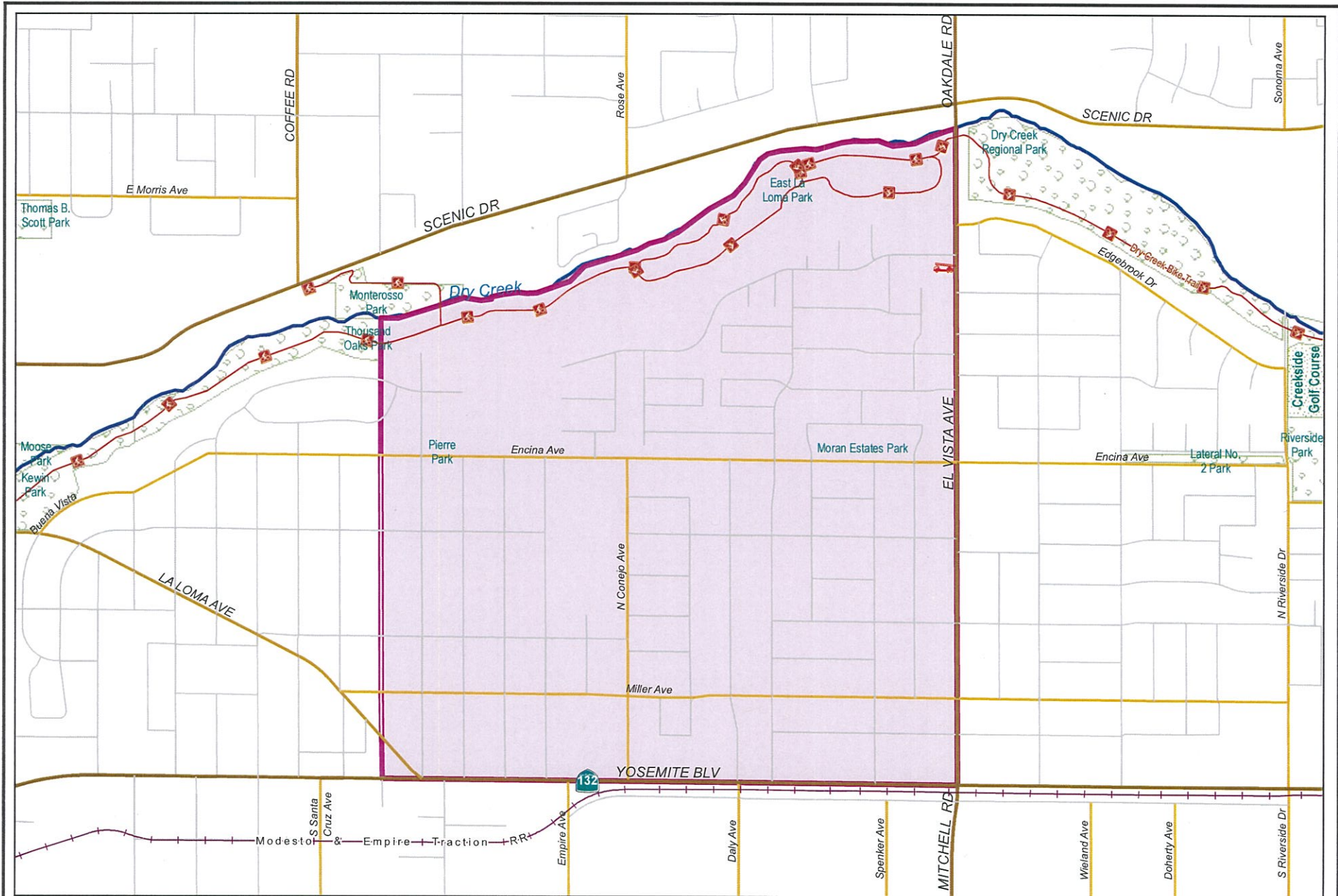
Proj Desc: This project will provide for the destruction of existing wells 8, 18, 19, 22, 32, 37 44, 214, 226, & 299 due to Uranium, Arsenic, and Nitrate contamination. The wells were reported to the State of California Water Resources Board as scheduled to be destroyed. These wells were constructed prior to 1970 and do not provide the annual seal required by the current well construction standards. All of the wells have been offline for several years. The wells will be filled to a point with pea gravel and bentonite slurry. The current site contamination does not necessarily preclude the construction of a new well at a later date. New CIP 100853 for drilling replacement wells has been established for FY 15/16.

Proj Stat: Construction is complete. Project accepted in FY 16/17 and closed FY 17/18.

Expenditures	Budget	Actual+Commit	Available	Prop. Inc./Dec. for 18-19	Budget+Prop. Inc./Dec.	Avail.+Prop. Inc./Dec.	19-20	20-21	21-22	22-23	Total Budgeted up to 2023
CA Construction Admin	41,424	31,221	10,203	0	41,424	10,203	0	0	0	0	41,424
CCF City Construct Force	25,000	0	25,000	0	25,000	25,000	0	0	0	0	25,000
CON Construction	413,812	413,812	0	0	413,812	0	0	0	0	0	413,812
CTGY-CIP Contingency - CIP	103,453	1,192	102,261	0	103,453	102,261	0	0	0	0	103,453
EDA Eng/Design/Admin	65,143	57,281	7,862	0	65,143	7,862	0	0	0	0	65,143
Expenditure Totals:	648,832	503,506	145,326	0	648,832	145,326	0	0	0	0	648,832

Fund Balance Required	Budget+Prop. Inc./Dec.	Available+Prop. Inc./Dec.
Water Fund - CIP Projects-4180	648,832	145,326

435



City of Modesto

Project #: 100797

UPP - La Loma Phase 2B Strengthen and Replace Water Mains - Phase 2B



City of Modesto: 2018-23 Capital Improvement Program

UPP - La Loma Phase 2B Strengthen and Replace Water Mains - Phase 2B

100797

Capital Un-sponsored

Cost Center: 49999 *Category:* Water *Start Date:* 2015
Hosting Fund: Water Fund - CIP Projects-4180 *Type Class:* Water *End Date:* 2019
Element Listing: Comm Svcs & Fac *Area:* Within City *Status:* Active
Classification: Replacement *Manager:* Davalos, Robert *Const. Code:* Under Construction

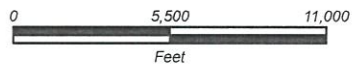
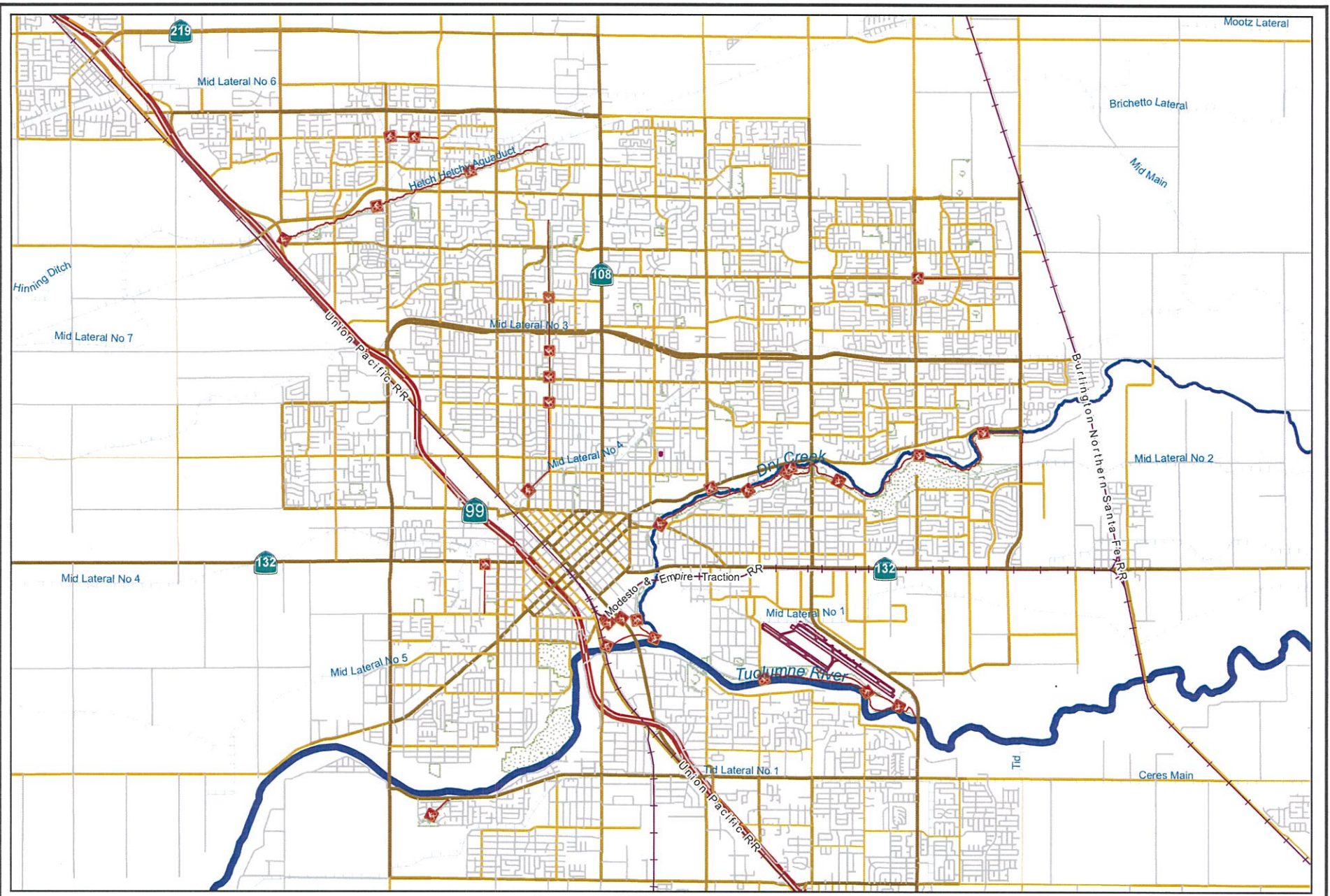
Proj Desc: Existing waterlines in the La Loma area are approximately 60-year old steel mains that are small in diameter and need to be replaced in accordance with industry standard practice. This project is to provide funding to install new 8" and 12" waterlines with individual residential services and additional fire hydrants. The project will replace water mains in the area generally bounded by Encina on the north, Yosemite Blvd on the south, San Juan Dr on the west, and El Vista Ave on the east.

Project area is the first of four phases (2A, 2B, 2C & 2D). Phase 2A, 2C & 2D will be designed & constructed as a part of a separate CIP.

Proj Stat: Design completed in FY 17/18. Construction of phase 2B is anticipated to be complete in FY 18-19.

Expenditures	Budget	Actual+Commit	Available	Prop. Inc./Dec. for 18-19	Budget+Prop. Inc./Dec.	Avail.+Prop. Inc./Dec.	19-20	20-21	21-22	22-23	Total Budgeted up to 2023
CA Construction Admin	302,821	4,622	298,199	0	302,821	298,199		0	0	0	302,821
CCF City Construct Force	102,190	2,190	100,000	0	102,190	100,000		0	0	0	102,190
CON Construction	3,749,000	0	3,749,000	0	3,749,000	3,749,000		0	0	0	3,749,000
CTGY-CIP Contingency - CIP	299,920	0	299,920	0	299,920	299,920		0	0	0	299,920
EDA Eng/Design/Admin	442,929	289,933	152,996	0	442,929	152,996		0	0	0	442,929
Expenditure Totals:	4,896,860	296,744	4,600,116	0	4,896,860	4,600,116	0	0	0	0	4,896,860

Fund Balance Required	Budget+Prop. Inc./Dec.	Available+Prop. Inc./Dec.
Water Fund - CIP Projects-4180	4,896,860	4,600,116



City of Modesto

Project #: 100798

PW - Installation of Flush Lines



City of Modesto: 2018-23 Capital Improvement Program

PW - Installation of Flush Lines

100798

Capital Un-sponsored


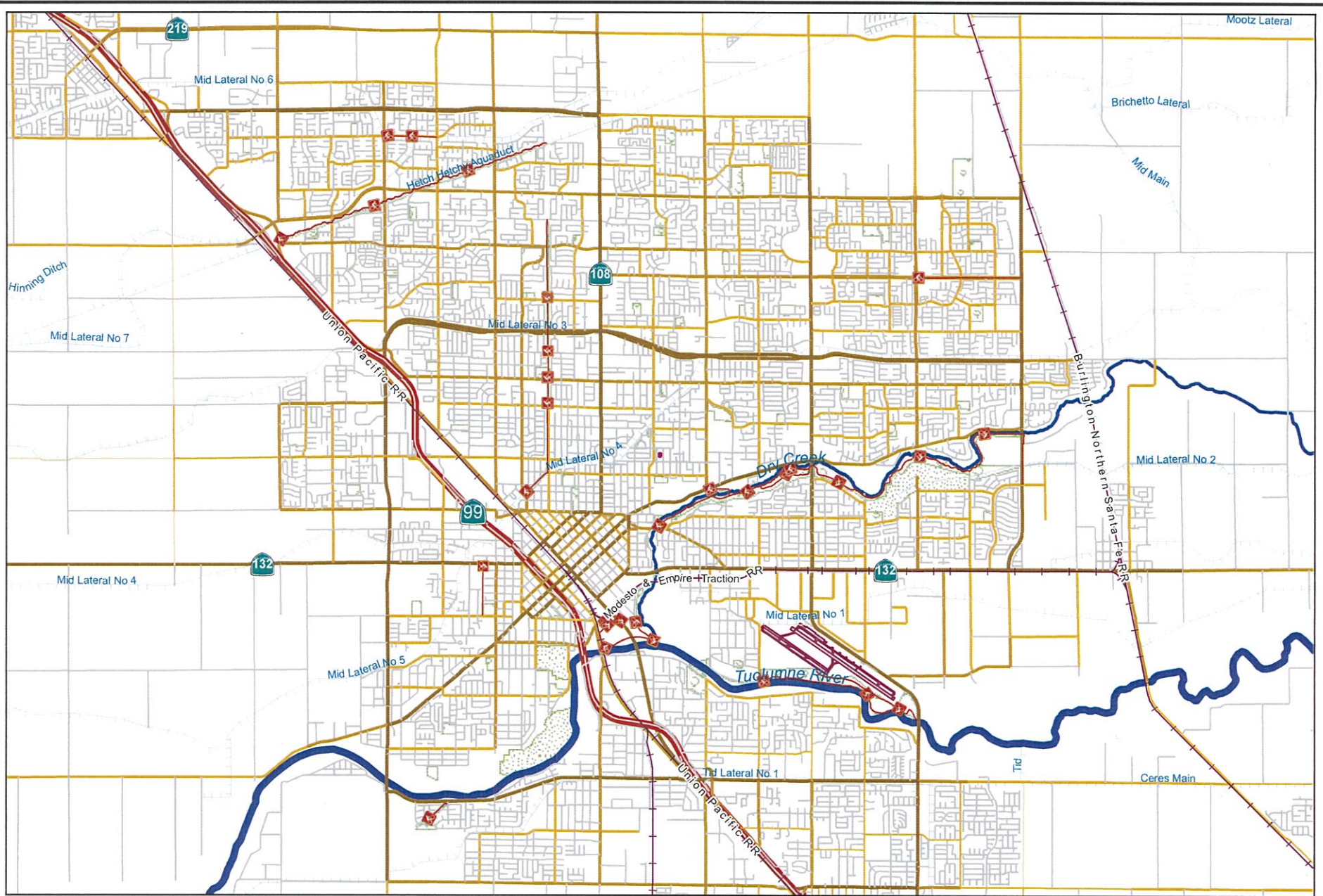
Cost Center: 59999 *Category:* Water *Start Date:* 2014
Hosting Fund: Water Fund - CIP Projects-4180 *Type Class:* Water *End Date:*
Element Listing: Comm Svcs & Fac *Area:* Within City *Status:* Active
Classification: Replacement *Manager:* Davalos, Robert *Const. Code:* New or Future

Proj Desc: This project will install flush lines at well sites 16, 40, 41, 43 & 265. Installing flush lines will facilitate the flushing and sampling process prior to bringing wells back online when there has been contamination.

Proj Stat: Project is currently at 35% design. It is anticipated construction will begin in FY 18/19.

Expenditures	Budget	Actual+Commit	Available	Prop. Inc./Dec. for 18-19	Budget+Prop. Inc./Dec.	Avail.+Prop. Inc./Dec.	19-20	20-21	21-22	22-23	Total Budgeted up to 2023
CA Construction Admin	99,000	364	98,636	0	99,000	98,636	0	0	0	0	99,000
CCF City Construct Force	104,000	59,493	44,507	0	104,000	44,507	200,000	200,000	200,000	200,000	904,000
CON Construction	888,000	0	888,000	0	888,000	888,000	0	0	0	0	888,000
CTGY-CIP Contingency - CIP	99,000	0	99,000	0	99,000	99,000	0	0	0	0	99,000
EDA Eng/Design/Admin	210,000	116,610	93,390	0	210,000	93,390	0	0	0	0	210,000
Expenditure Totals:	1,400,000	176,467	1,223,533	0	1,400,000	1,223,533	200,000	200,000	200,000	200,000	2,200,000

Fund Balance Required	Budget+Prop. Inc./Dec.	Available+Prop. Inc./Dec.
Water Fund - CIP Projects-4180	1,400,000	1,223,533



City of Modesto

Project #: 100799

PW - Nitrate Analyzer Installation



City of Modesto: 2018-23 Capital Improvement Program

PW - Nitrate Analyzer Installation

100799

Capital Un-sponsored


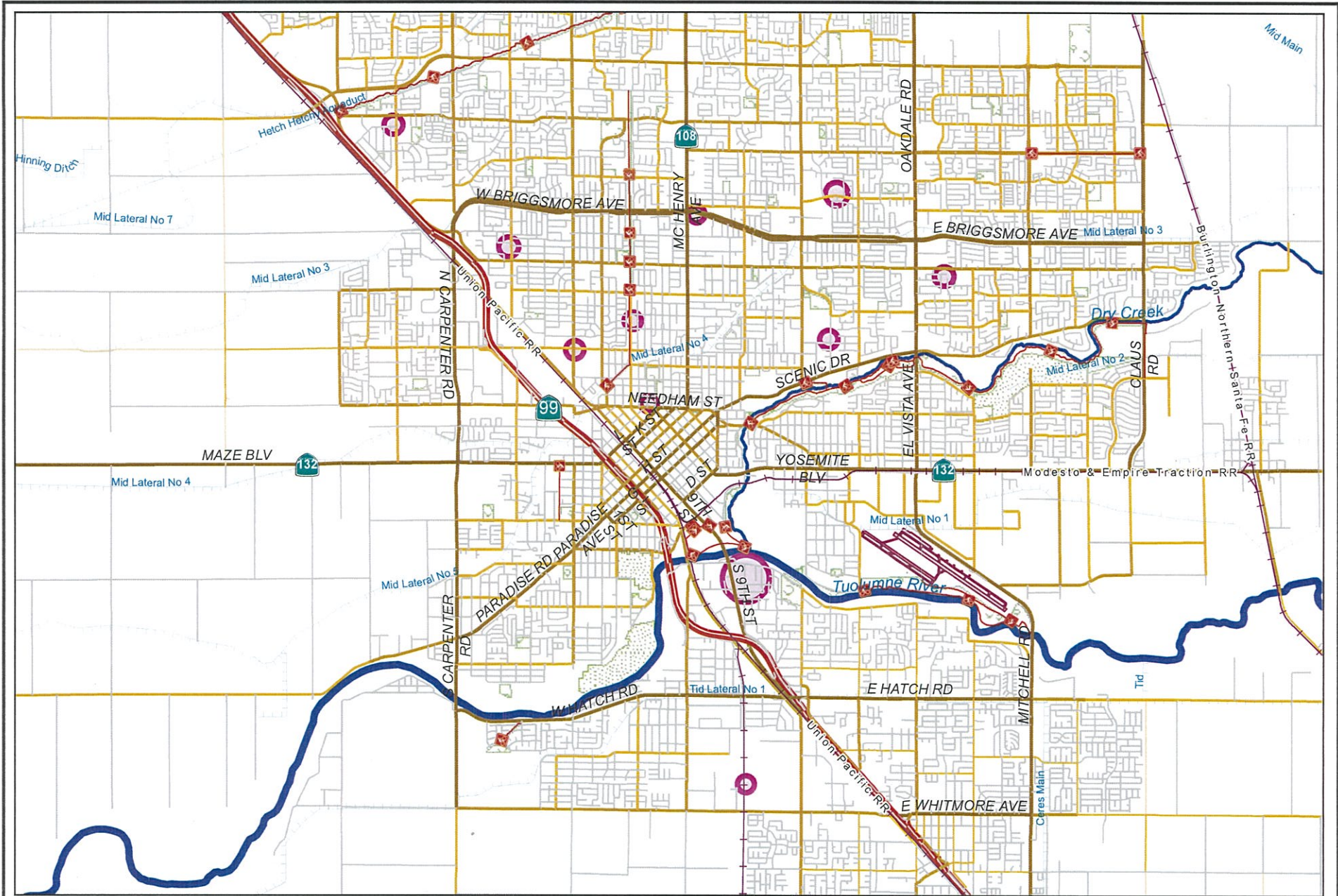
<i>Cost Center:</i> 59999	<i>Category:</i> Water	<i>Start Date:</i> 2010
<i>Hosting Fund:</i> Water Fund - CIP Projects-4180	<i>Type Class:</i> Water	<i>End Date:</i> Ongoing
<i>Element Listing:</i> Comm Svcs & Fac	<i>Area:</i> Within City	<i>Status:</i> Active
<i>Classification:</i> Replacement	<i>Manager:</i> Savidge, David L	<i>Const. Code:</i> Under Construction

Proj Desc: This project is to furnish and install Nitrate Analyzer equipment at various tank/well sites to detect nitrate levels.

Proj Stat: Analyzers are installed as needed throughout the water system.

Expenditures	Budget	Actual+Commit	Available	Prop. Inc./Dec. for 18-19	Budget+Prop. Inc./Dec.	Avail.+Prop. Inc./Dec.	19-20	20-21	21-22	22-23	Total Budgeted up to 2023
CCF City Construct Force	400,000	201,593	198,407	100,000	500,000	298,407	100,000	100,000	100,000	100,000	900,000
Expenditure Totals:	400,000	201,593	198,407	100,000	500,000	298,407	100,000	100,000	100,000	100,000	900,000

Fund Balance Required	Budget+Prop. Inc./Dec.	Available+Prop. Inc./Dec.
Water Fund - CIP Projects-4180	500,000	298,407



City of Modesto
 Project #: 100800
 PW - Well Rehabilitation



City of Modesto: 2018-23 Capital Improvement Program

PW - Well Rehabilitation

100800

Capital Un-sponsored

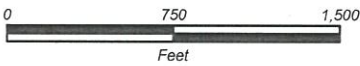

<i>Cost Center:</i> 59999	<i>Category:</i> Water	<i>Start Date:</i> 2010
<i>Hosting Fund:</i> Water Fund - CIP Projects-4180	<i>Type Class:</i> Water	<i>End Date:</i> Ongoing
<i>Element Listing:</i> Comm Svcs & Fac	<i>Area:</i> Within City	<i>Status:</i> Active
<i>Classification:</i> Replacement	<i>Manager:</i> Savidge, David L	<i>Const. Code:</i> Under Construction

Proj Desc: This project is for rehabilitation of water wells and wellhead treatment throughout the City's water system. This includes: wellhead treatment, videoing the wells to determine condition, replacement of well casings, shafts, pumps, motors and electrical equipment.

Proj Stat: Wells are videoed and the results determine the priority of wells in need of rehabilitation. Crews work with contractors to repair and rehabilitate wells and infrastructure.

Expenditures	Budget	Actual+Commit	Available	Prop. Inc./Dec. for 18-19	Budget+Prop. Inc./Dec.	Avail.+Prop. Inc./Dec.	19-20	20-21	21-22	22-23	Total Budgeted up to 2023
CCF City Construct Force	3,950,000	1,938,419	2,011,581	1,200,000	5,150,000	3,211,581	1,200,000	1,200,000	1,200,000	1,200,000	9,950,000
EDA Eng/Design/Admin	50,000	23,848	26,152	50,000	100,000	76,152	50,000	50,000	50,000	50,000	300,000
Expenditure Totals:	4,000,000	1,962,267	2,037,733	1,250,000	5,250,000	3,287,733	1,250,000	1,250,000	1,250,000	1,250,000	10,250,000

Fund Balance Required	Budget+Prop. Inc./Dec.	Available+Prop. Inc./Dec.
Water Fund - CIP Projects-4180	5,250,000	3,287,733




City of Modesto

Project #: 100804

UPP - Paradise Strengthen and Replace Water Mains - Phase 1





City of Modesto

Project #: 100812

UPP - Water Corp Yard



City of Modesto: 2018-23 Capital Improvement Program

UPP - Water Corp Yard

100812

Capital Un-sponsored

Cost Center: 59999 Category: Water Start Date: 2014
 Hosting Fund: Water Fund - CIP Projects-4180 Type Class: Water End Date: 2020
 Element Listing: Comm Svcs & Fac Area: Within City Status: Active
 Classification: Improvements Manager: Davalos, Robert Const. Code: New or Future

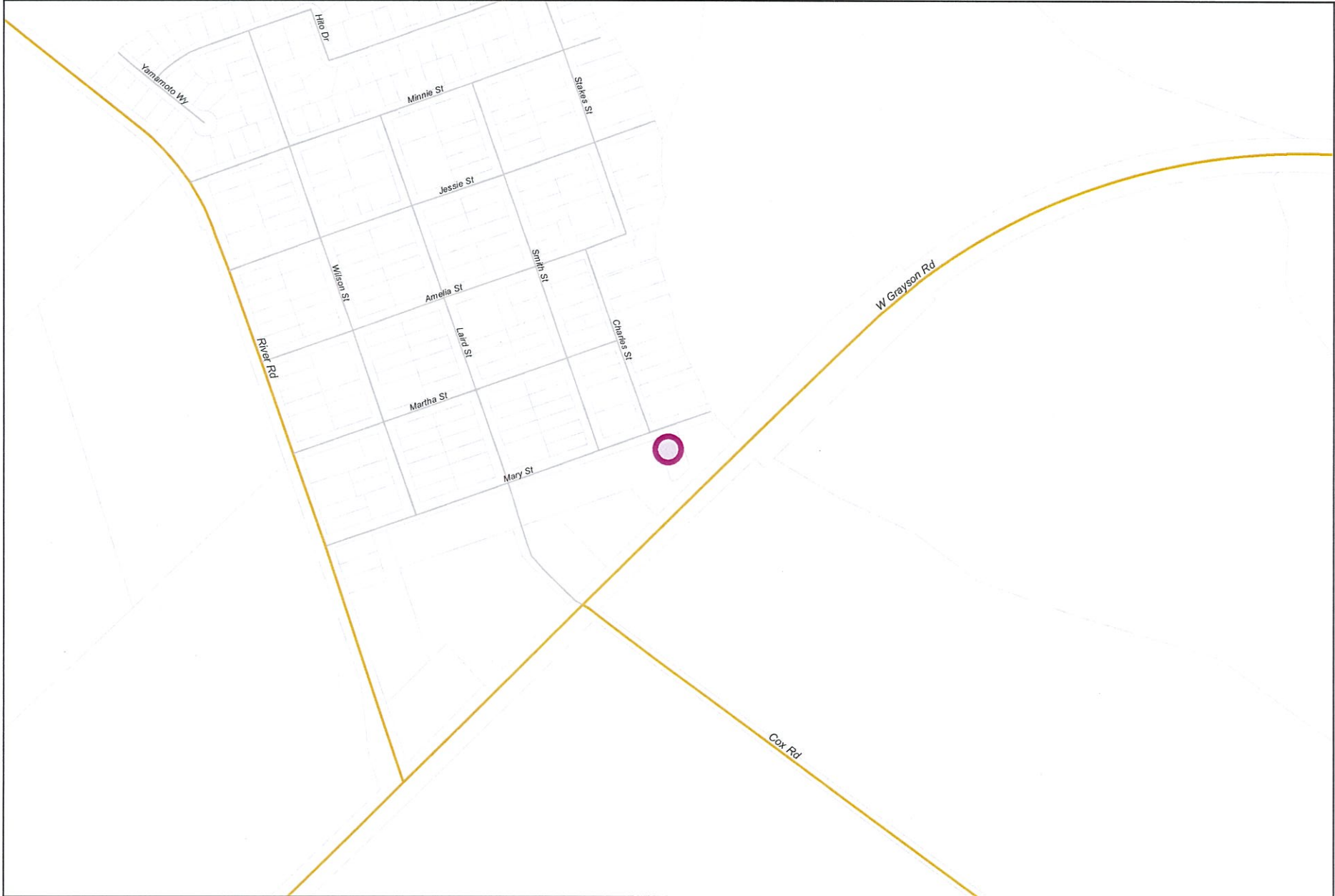
Proj Desc: This project will develop and construct a new Water Corporation Yard for the Water Services Division utilizing the Design-Build (DB) procurement method. The initial phase of the project involved the purchase of land for the Corporation Yard. The next phase will require the services of a DB owner-advisor who will prepare scoping documents and preliminary site layouts, navigating the design-build process by preparing requests for qualifications, requests for proposals and assisting with the selection of the DB team. The DB team will ultimately design and construct the new Water Corporation Yard.

Proj Stat: Land acquired in FY 15/16 for the Water Services Division Corporation Yard site. Scoping, site planning and preliminary design to be complete by May 2017, with final design to be complete and construction to begin in FY 17/18.

Revenues	Budget	Actuals+Commit	Available	Prop. Inc./Dec. for 18-19	Bud + Prop. Incr/Decr	Avail.+ Prop. Incr/Decr	19-20	20-21	21-22	22-23	Total Budgeted up to 2023
47020 Refunds, Damages, and Cost Recovery	0	81	-81	0	0	-81	0	0	0	0	0
Revenue Totals:	0	81	-81	0	0	-81	0	0	0	0	0

Expenditures	Budget	Actual+Commit	Available	Prop. Inc./Dec. for 18-19	Budget+Prop. Inc./Dec.	Avail.+Prop. Inc./Dec.	19-20	20-21	21-22	22-23	Total Budgeted up to 2023
CA Construction Admin	273,133	133	273,000	0	273,133	273,000	0	0	0	0	273,133
CCF City Constr Forces	91,095	91,095	0	0	91,095	0	0	0	0	0	91,095
CON Construction	13,650,000	0	13,650,000	0	13,650,000	13,650,000	0	0	0	0	13,650,000
CTGY-CIP Contingency - CIP	1,092,000	0	1,092,000	0	1,092,000	1,092,000	0	0	0	0	1,092,000
EDA Eng/Design/Admin	2,197,914	1,011,881	1,186,033	0	2,197,914	1,186,033	0	0	0	0	2,197,914
ENV Environmental	224,000	0	224,000	0	224,000	224,000	0	0	0	0	224,000
LA Land Acquisition	2,183,358	2,183,358	0	0	2,183,358	0	0	0	0	0	2,183,358
Expenditure Totals:	19,711,500	3,286,467	16,425,033	0	19,711,500	16,425,033	0	0	0	0	19,711,500

Fund Balance Required	Budget+Prop. Inc./Dec.	Available+Prop. Inc./Dec.
Water Fund - CIP Projects-4180	19,711,500	16,425,114



City of Modesto

Project #: 100835

UPP - Grayson Replacement Well 274



City of Modesto: 2018-23 Capital Improvement Program

UPP - Grayson Replacement Well 274

100835

Capital Un-sponsored

Cost Center: 49999 Category: Water Start Date: 2015
 Hosting Fund: Water Fund - CIP Projects-4180 Type Class: Water End Date: 2019
 Element Listing: Comm Svcs & Fac Area: System Wide Status: Active
 Classification: Maintenance Manager: Davalos, Robert Const. Code: Under Construction


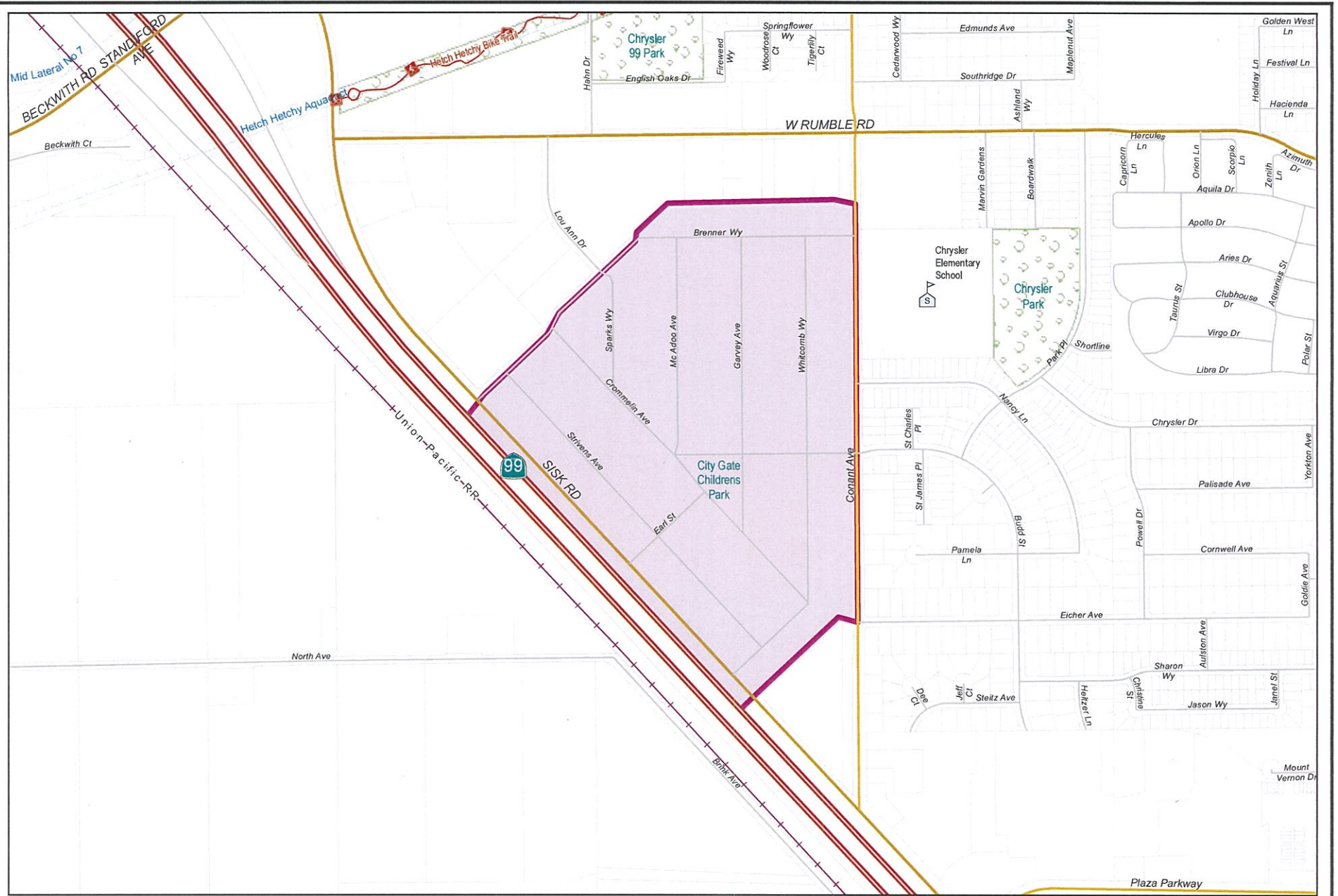
Proj Desc: This project will provide for the rehabilitation of Well 274 by evaluating treatment and non treatment alternatives including well replacement to address nitrate concentrations in the well. Well 274 was constructed in 1967 by cable tool method to a total depth of 168 ft bgs for production of 220 gpm. Well construction may not provide the annular seal required by current well construction standards. Well 274 is currently active, serving the Grayson community. Recent nitrate concentrations have been reported to the State of California Water Resources Board, and timely action must be taken to keep the well in service.

Feasibility study indicated well replacement, additional land adjacent to existing well site has been acquired from Stanislaus County for replacement well. Preliminary geophysical investigation and well construction anticipated FY 15/16; well construction complete in 2018.

Proj Stat: Design and construction of well and surface improvements anticipated FY 17/18. The surface improvements of the well to be constructed as part of a separate CIP.

Expenditures	Budget	Actual+Commit	Available	Prop. Inc./Dec. for 18-19	Budget+Prop. Inc./Dec.	Avail.+Prop. Inc./Dec.	19-20	20-21	21-22	22-23	Total Budgeted up to 2023
CA Construction Admin	180,000	293	179,707	-100,000	80,000	79,707	0	0	0	0	80,000
CCF City Construct Force	25,000	0	25,000	0	25,000	25,000	0	0	0	0	25,000
CON Construction	1,800,000	0	1,800,000	-1,200,000	600,000	600,000	0	0	0	0	600,000
CTGY-CIP Contingency - CIP	180,000	0	180,000	-60,000	120,000	120,000	0	0	0	0	120,000
EDA Eng/Design/Admin	545,000	492,113	52,887	0	545,000	52,887	0	0	0	0	545,000
Expenditure Totals:	2,730,000	492,406	2,237,594	-1,360,000	1,370,000	877,594	0	0	0	0	1,370,000

Fund Balance Required	Budget+Prop. Inc./Dec.	Available+Prop. Inc./Dec.
Water Fund - CIP Projects-4180	1,370,000	877,594



City of Modesto

Project #: 100846

UTL - Highway Village Strengthen & Replace Water Mains



City of Modesto: 2018-23 Capital Improvement Program

UTL - Highway Village Strengthen & Replace Water Mains

100846

Capital Un-sponsored

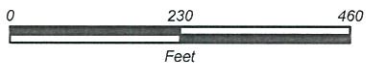
Cost Center: 49999 Category: Water Start Date: 2016
 Hosting Fund: Water Fund - CIP Projects-4180 Type Class: Water End Date: 2019
 Element Listing: Comm Svcs & Fac Area: System Wide Status: Active
 Classification: Replacement Manager: Davalos, Robert Const. Code: Not Awarded

Proj Desc: This project will provide funding to replace existing water mains within the Highway Village triangular area generally bounded by Conant on the East , Rumble on the North, and Sisk Road to the Southwest. Existing water mains in this area are old, undersized steel mains which are prone to leaking and low pressures. This project will replace the existing system with City standard water mains, valves and hydrants to improve system reliability, flows and pressures.

Proj Stat: Design to begin in FY 16/17. Construction to begin in FY 18-19.

Expenditures	Budget	Actual+Commit	Available	Prop. Inc./Dec. for 18-19	Budget+Prop. Inc./Dec.	Avail.+Prop. Inc./Dec.	19-20	20-21	21-22	22-23	Total Budgeted up to 2023
CA Construction Admin	300,000	192	299,808	0	300,000	299,808	0	0	0	0	300,000
CCF City Construct Force	45,000	0	45,000	0	45,000	45,000	0	0	0	0	45,000
CON Construction	3,020,000	0	3,020,000	0	3,020,000	3,020,000	0	0	0	0	3,020,000
CTGY-CIP Contingency - CIP	300,000	0	300,000	0	300,000	300,000	0	0	0	0	300,000
EDA Eng/Design/Admin	300,000	147,366	152,634	0	300,000	152,634	0	0	0	0	300,000
Expenditure Totals:	3,965,000	147,558	3,817,442	0	3,965,000	3,817,442	0	0	0	0	3,965,000

Fund Balance Required	Budget+Prop. Inc./Dec.	Available+Prop. Inc./Dec.
Water Fund - CIP Projects-4180	3,965,000	3,817,442



City of Modesto

Project #: 100851

UTL - Pike Park Neighborhood Strengthen & Replace Water Mains



City of Modesto: 2018-23 Capital Improvement Program

UTL - Pike Park Neighborhood Strengthen & Replace Water Mains

100851

Capital Un-sponsored

<i>Cost Center:</i> 49999	<i>Category:</i> Water	<i>Start Date:</i> 2016
<i>Hosting Fund:</i> Water Fund - CIP Projects-4180	<i>Type Class:</i> Water	<i>End Date:</i> 2021
<i>Element Listing:</i> Comm Svcs & Fac	<i>Area:</i> System Wide	<i>Status:</i> Active
<i>Classification:</i> Replacement	<i>Manager:</i> Davalos, Robert	<i>Const. Code:</i> Not Awarded

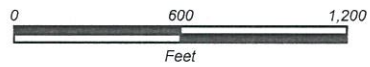
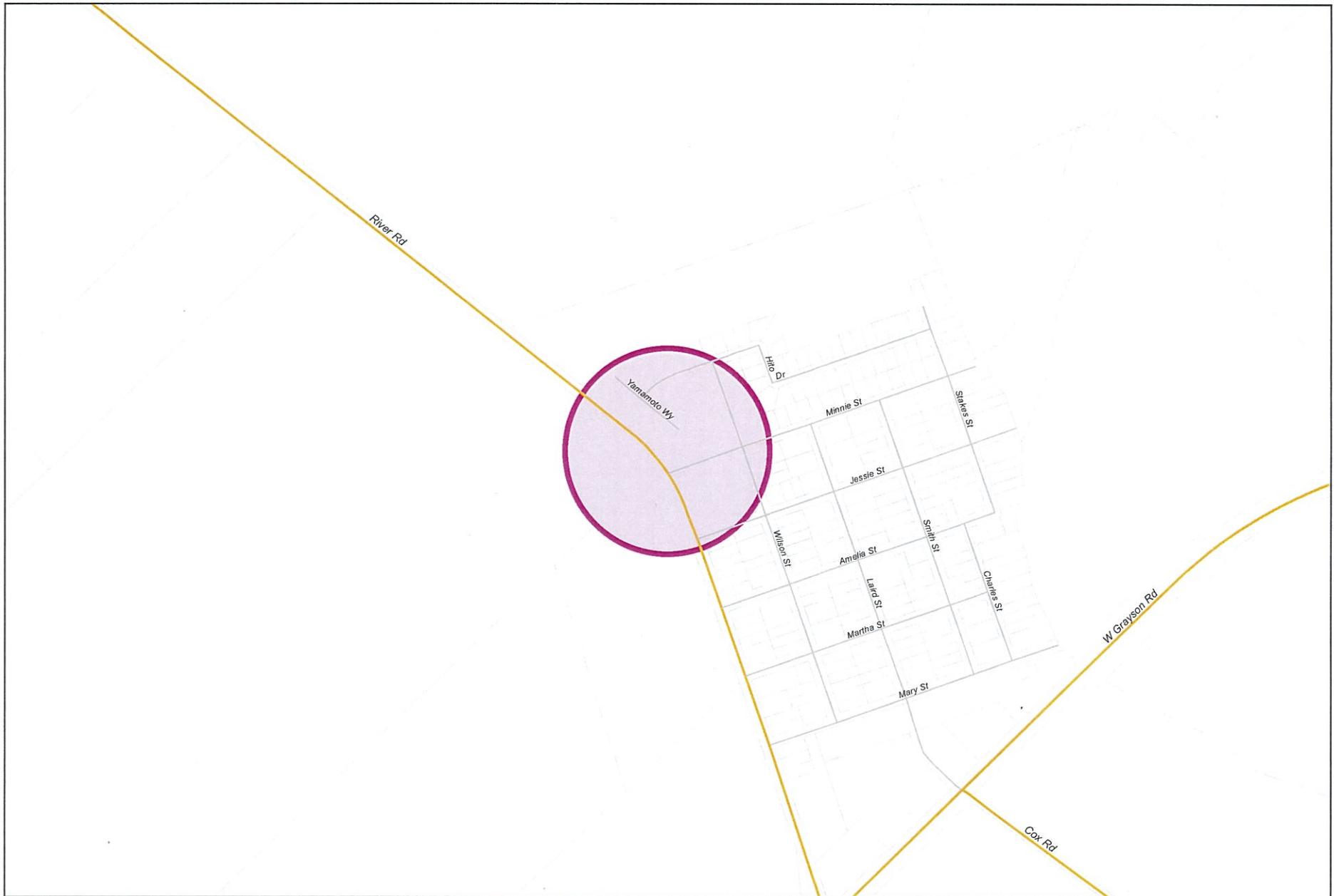
Proj Desc: This project will provide funding to replace existing water mains within the Pike Park Neighborhood area generally bounded by Tully on the East , Roseburg on the North, Carver on the West, and Coldwell on the South. Existing water mains in this area are old, undersized steel mains which are prone to leaking and low pressures. This project will replace the existing system with City standard water mains, valves and hydrants to improve system reliability, flows and pressures.

Proj Stat: Project deferred due to recent meter replacement. Design in FY 20/21; construction to begin FY 21/22.

Expenditures	Budget	Actual+Commit	Available	Prop. Inc./Dec. for 18-19	Budget+Prop. Inc./Dec.	Avail.+Prop. Inc./Dec.	19-20	20-21	21-22	22-23	Total Budgeted up to 2023
CA Construction Admin	0	0	0	0	0	0		0	470,000	0	470,000
CCF City Const Forces	0	0	0	0	0	0		0	80,000	0	80,000
CON Construction	0	0	0	0	0	0		0	4,700,000	0	4,700,000
CTGY Contingency	0	0	0	0	0	0		0	470,000	0	470,000
EDA Eng/Design/Admin	15,000	10,741	4,259	0	15,000	4,259	0	200,000	0	0	215,000
Expenditure Totals:	15,000	10,741	4,259	0	15,000	4,259	0	200,000	5,720,000	0	5,935,000

Fund Balance Required	Budget+Prop. Inc./Dec.	Available+Prop. Inc./Dec.
Water Fund - CIP Projects-4180	15,000	4,259

453



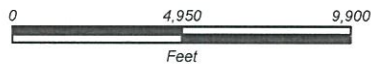
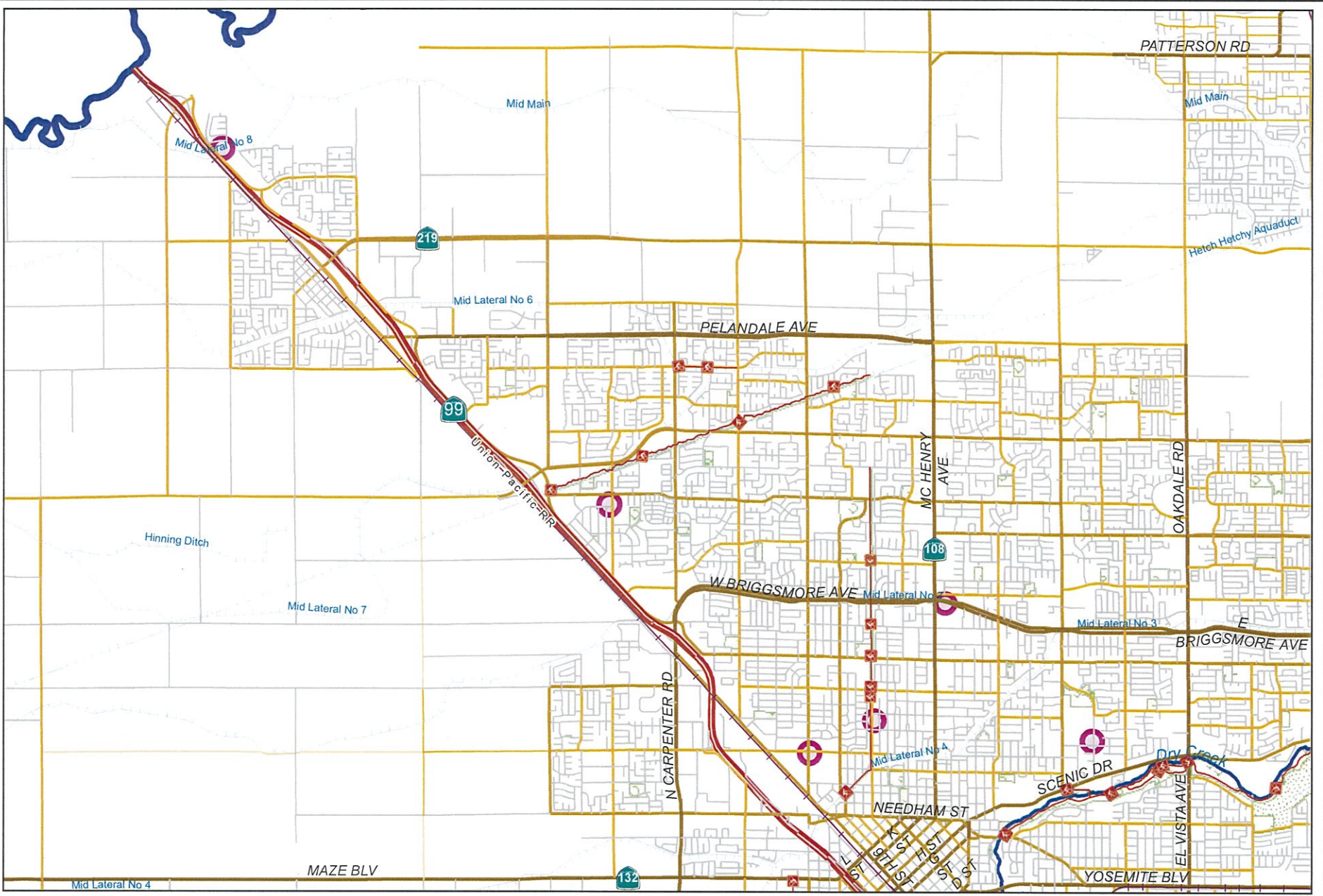
City of Modesto

Project #: 100852

UTL - Interior Recoat - Tank 9



456



City of Modesto

Project #: 100853

Replacement Well 229 (Subsurface)



City of Modesto: 2018-23 Capital Improvement Program

Replacement Well 229 (Subsurface)

100853

Capital Un-sponsored

<i>Cost Center:</i> 49999	<i>Category:</i> Water	<i>Start Date:</i> 2016
<i>Hosting Fund:</i> Water Fund - CIP Projects-4180	<i>Type Class:</i> Water	<i>End Date:</i> 2018
<i>Element Listing:</i> Comm Svcs & Fac	<i>Area:</i> System Wide	<i>Status:</i> Active
<i>Classification:</i> Maintenance	<i>Manager:</i> Davalos, Robert	<i>Const. Code:</i> Not Awarded

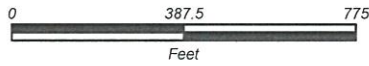
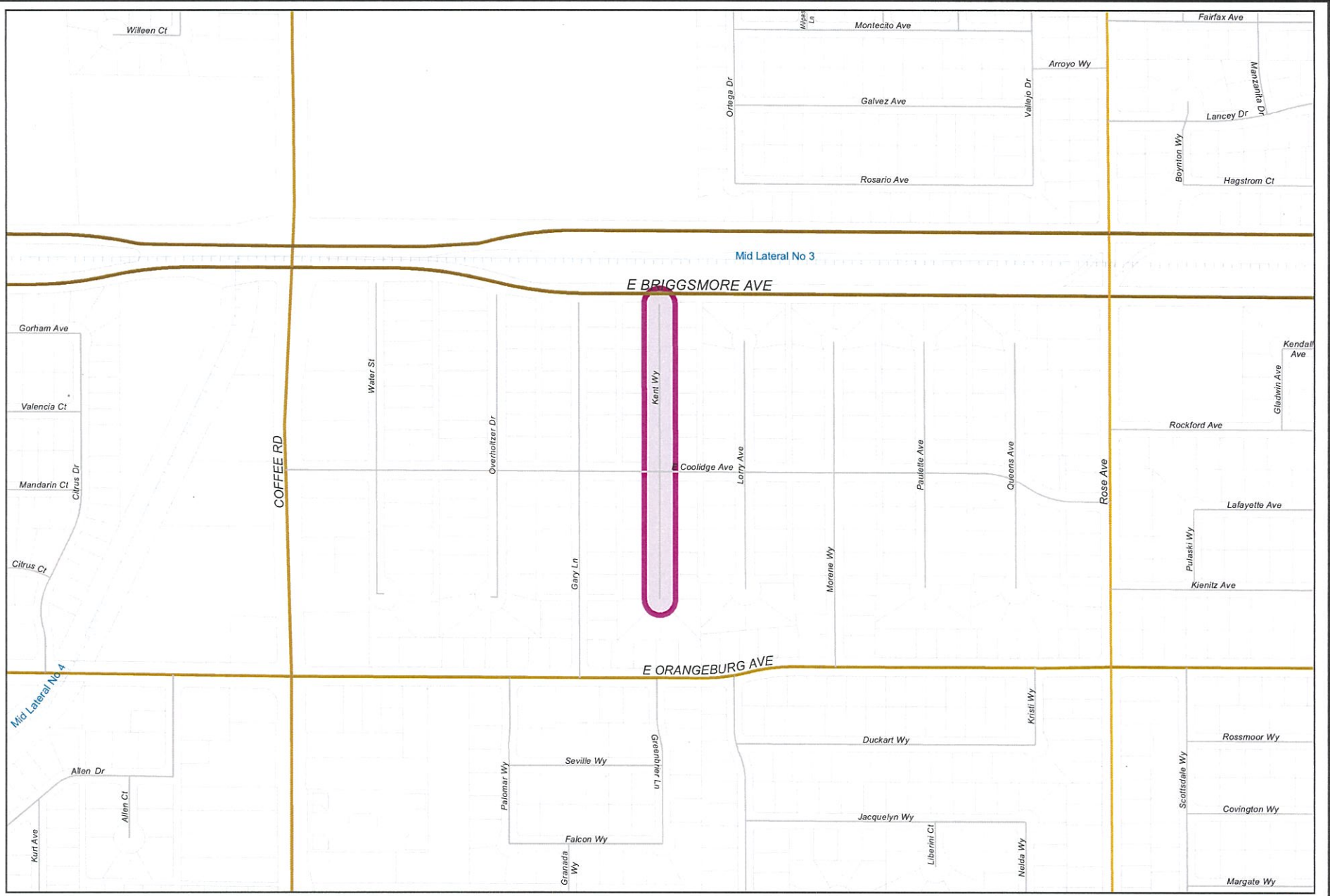
Proj Desc: This project will provide funding for engineering design, subsurface investigation, and consultant hydro-geologist work where required, to drill a new well at existing well site 229. This project is intended to limit the amount of treatment and restore the well to its optimum capacity. This project will design and construct the below ground replacement only. Above ground pumps, piping, and electrical work are to be funded by another CIP.

Proj Stat: Drought/Non-potable use potential of wells has delayed destruction and replacement of various wells. Design will begin in spring 2017, with construction anticipated Spring 2018.

Expenditures	Budget	Actual+Commit	Available	Prop. Inc./Dec. for 18-19	Budget+Prop. Inc./Dec.	Avail.+Prop. Inc./Dec.	19-20	20-21	21-22	22-23	Total Budgeted up to 2023
CA Construction Admin	360,000	2,102	357,898	-270,000	90,000	87,898	0	0	0	0	90,000
CC Consultant Charges	0	0	0	0	0	0	0	0	0	0	0
CCF City Construct Force	35,000	0	35,000	0	35,000	35,000	0	0	0	0	35,000
CON Construction	2,784,673	0	2,784,673	-2,350,000	434,673	434,673	0	0	0	0	434,673
CTGY-CIP Contingency - CIP	360,000	0	360,000	-180,000	180,000	180,000	0	0	0	0	180,000
EDA Eng/Design/Admin	1,230,327	630,976	599,351	-200,000	1,030,327	399,351	0	0	0	0	1,030,327
ENV CIP - Environmental	25,000	136	24,864	0	25,000	24,864	0	0	0	0	25,000
Expenditure Totals:	4,795,000	633,214	4,161,786	-3,000,000	1,795,000	1,161,786	0	0	0	0	1,795,000

Fund Balance Required	Budget+Prop. Inc./Dec.	Available+Prop. Inc./Dec.
Water Fund - CIP Projects-4180	1,795,000	1,161,786

457



City of Modesto

Project #: 100855

UTL - Kent Way Water Main



City of Modesto: 2018-23 Capital Improvement Program

UTL - Kent Way Water Main

100855

Capital Un-sponsored


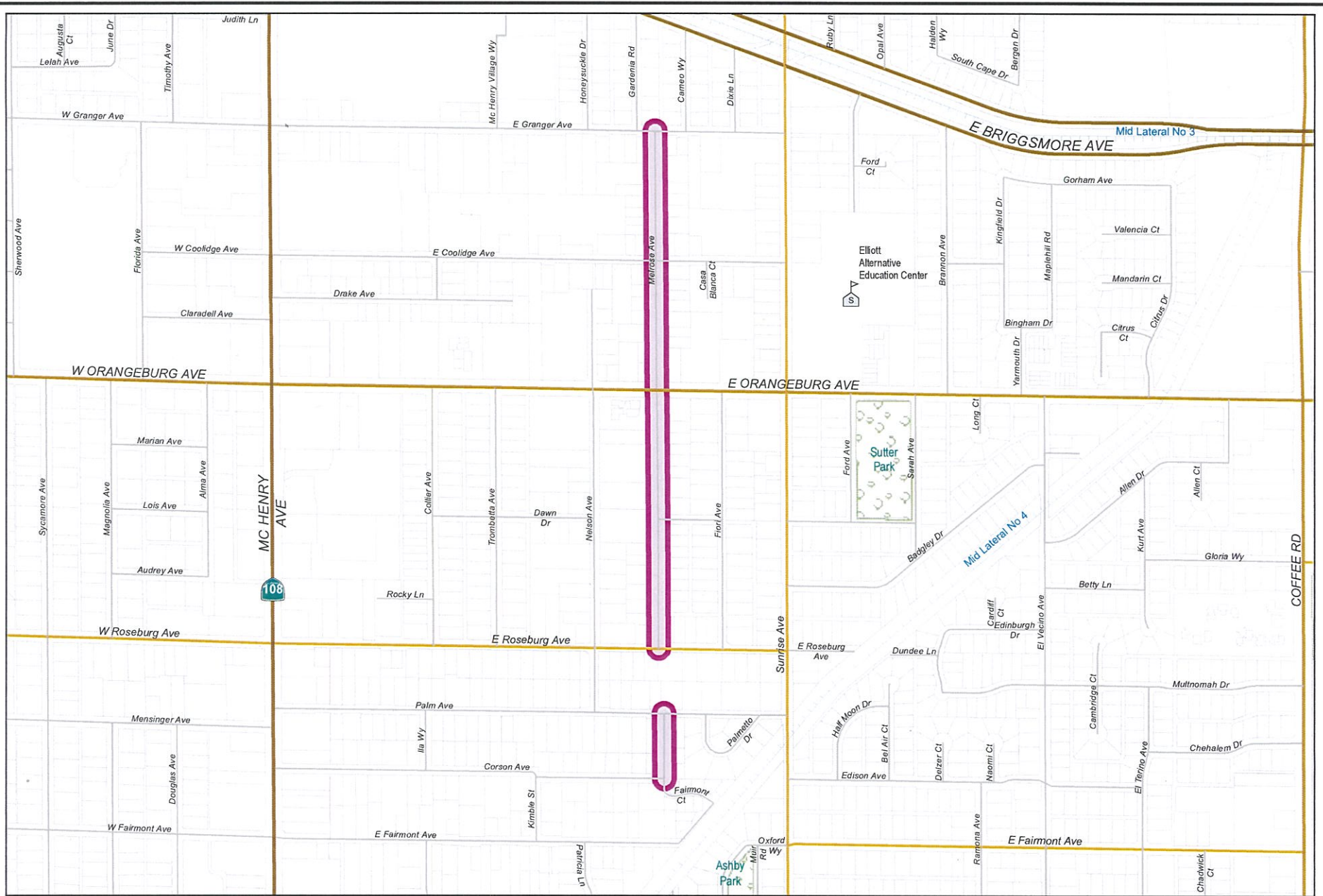
<i>Cost Center:</i> 49999	<i>Category:</i> Water	<i>Start Date:</i> 2017
<i>Hosting Fund:</i> Water Fund - CIP Projects-4180	<i>Type Class:</i> Water	<i>End Date:</i> 2019
<i>Element Listing:</i> Comm Svcs & Fac	<i>Area:</i> Within City	<i>Status:</i> Active
<i>Classification:</i> Replacement	<i>Manager:</i> Savidge, David L	<i>Const. Code:</i> Under Construction

Proj Desc: Rehabilitation of water mains in the Kent Way neighborhood – W Lorry Ave to Paulette and S Orangeburg to E Briggsmore: Replace 3,950 feet of water main, 83 services and 8 hydrants.

Proj Stat: This project will be completed in FY 18/19.

Expenditures	Budget	Actual+Commit	Available	Prop. Inc./Dec. for 18-19	Budget+Prop. Inc./Dec.	Avail.+Prop. Inc./Dec.	19-20	20-21	21-22	22-23	Total Budgeted up to 2023
CA Construction Admin	2,000	0	2,000	0	2,000	2,000	0	0	0	0	2,000
CCF City Construct Force	362,105	213,035	149,070	0	362,105	149,070	0	0	0	0	362,105
EDA Eng/Design/Admin	2,000	0	2,000	0	2,000	2,000	0	0	0	0	2,000
Expenditure Totals:	366,105	213,035	153,070	0	366,105	153,070	0	0	0	0	366,105

Fund Balance Required	Budget+Prop. Inc./Dec.	Available+Prop. Inc./Dec.
Water Fund - CIP Projects-4180	366,105	153,070



City of Modesto

Project #: 100856

UTL - Melrose Avenue Water Main



City of Modesto: 2018-23 Capital Improvement Program

UTL - Melrose Avenue Water Main

100856

Capital Un-sponsored

<i>Cost Center:</i> 49999	<i>Category:</i> Water	<i>Start Date:</i> 2018
<i>Hosting Fund:</i> Water Fund - CIP Projects-4180	<i>Type Class:</i> Water	<i>End Date:</i> 2019
<i>Element Listing:</i> Comm Svcs & Fac	<i>Area:</i> Within City	<i>Status:</i> New
<i>Classification:</i> Replacement	<i>Manager:</i> Savidge, David L	<i>Const. Code:</i> New or Future

Proj Desc: Rehabilitation of water mains in Melrose Avenue neighborhood – W Collier Ave to Nelson and S Roseburg to Orangeburg: Replace 4,850 feet of water main, 100 services and 5 hydrants.

Proj Stat: This project will be completed in FY 18/19

Expenditures	Budget	Actual+Commit	Available	Prop. Inc./Dec. for 18-19	Budget+Prop. Inc./Dec.	Avail.+Prop. Inc./Dec.	19-20	20-21	21-22	22-23	Total Budgeted up to 2023
CA Construction Admin	2,000	0	2,000	-500	1,500	1,500	0	0	0	0	1,500
CCF City Construct Force	413,305	10,927	402,378	-120,000	293,305	282,378	0	0	0	0	293,305
EDA Eng/Design/Admin	2,000	0	2,000	-500	1,500	1,500	0	0	0	0	1,500
Expenditure Totals:	417,305	10,927	406,378	-121,000	296,305	285,378	0	0	0	0	296,305

Fund Balance Required	Budget+Prop. Inc./Dec.	Available+Prop. Inc./Dec.
Water Fund - CIP Projects-4180	296,305	285,378



City of Modesto

Project #: 100857

UTL - Bermuda Way Strengthen & Replace Water Mains



City of Modesto: 2018-23 Capital Improvement Program

UTL - Bermuda Way Strengthen & Replace Water Mains

100857

Capital Un-sponsored

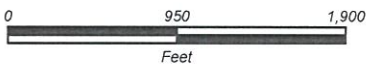
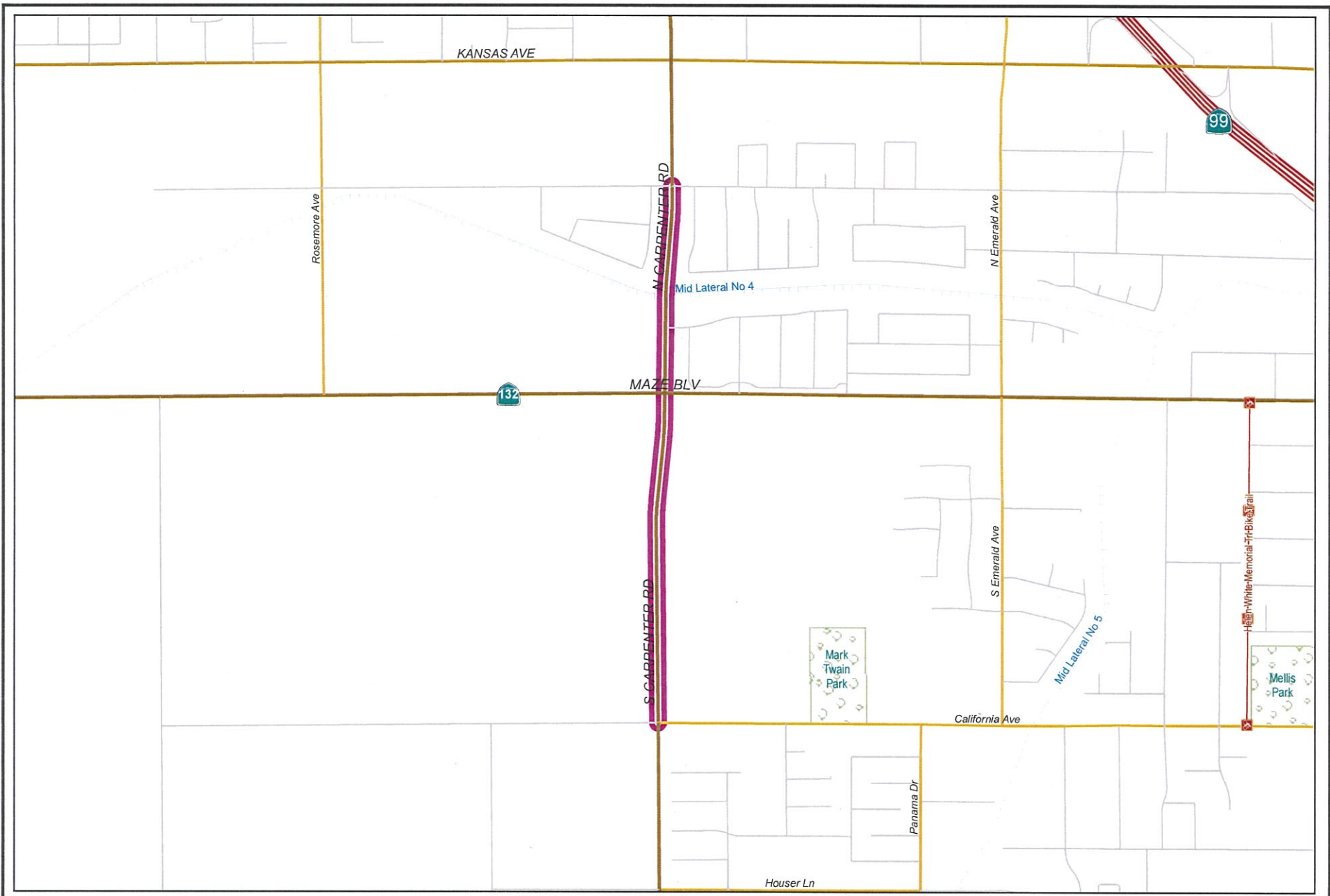
Cost Center: 49999 *Category:* Water *Start Date:* 2017
Hosting Fund: Water Fund - CIP Projects-4180 *Type Class:* Water *End Date:* 2018
Element Listing: Comm Svcs & Fac *Area:* Within City *Status:* Active
Classification: Replacement *Manager:* Davalos, Robert *Const. Code:* Not Awarded

Proj Desc: Rehabilitation of water mains in the Bermuda Way neighborhood – W Roosevelt Dr to Sherwood Dr, Grainger to Bermuda: Replace 4,840 feet of water main, 77 services and 6 hydrants.

Proj Stat: Design to be completed in FY 17/18 with construction anticipated for FY 18/19.

Expenditures	Budget	Actual+Commit	Available	Prop. Inc./Dec. for 18-19	Budget+Prop. Inc./Dec.	Avail.+Prop. Inc./Dec.	19-20	20-21	21-22	22-23	Total Budgeted up to 2023
CA Construction Admin	102,000	216	101,784	20,000	122,000	121,784	0	0	0	0	122,000
CCF City Construct Force	11,120	0	11,120	10,000	21,120	21,120	0	0	0	0	21,120
CON Construction	1,000,000	0	1,000,000	200,000	1,200,000	1,200,000	0	0	0	0	1,200,000
CTGY-CIP Contingency - cip	100,000	0	100,000	20,000	120,000	120,000	0	0	0	0	120,000
EDA Eng/Design/Admin	88,000	43,557	44,443	20,000	108,000	64,443	0	0	0	0	108,000
Expenditure Totals:	1,301,120	43,773	1,257,347	270,000	1,571,120	1,527,347	0	0	0	0	1,571,120

Fund Balance Required	Budget+Prop. Inc./Dec.	Available+Prop. Inc./Dec.
Water Fund - CIP Projects-4180	1,571,120	1,527,347



City of Modesto

Project #: 100923

UTL - SR 132 Relocation - Water Mains



City of Modesto: 2018-23 Capital Improvement Program

UTL - SR 132 Relocation - Water Mains

100923

Capital Un-sponsored

<i>Cost Center:</i> 49999	<i>Category:</i> Water	<i>Start Date:</i> 2017
<i>Hosting Fund:</i> Water Fund - CIP Projects-4180	<i>Type Class:</i> Water	<i>End Date:</i> 2020
<i>Element Listing:</i> Comm Svcs & Fac	<i>Area:</i> System Wide	<i>Status:</i> Active
<i>Classification:</i> Replacement	<i>Manager:</i> Davalos, Robert	<i>Const. Code:</i> Not Awarded

Proj Desc: This project will provide funding for Phase 1A to replace and upsize an existing water main in Carpenter Road across from the proposed new SR132.

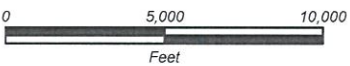
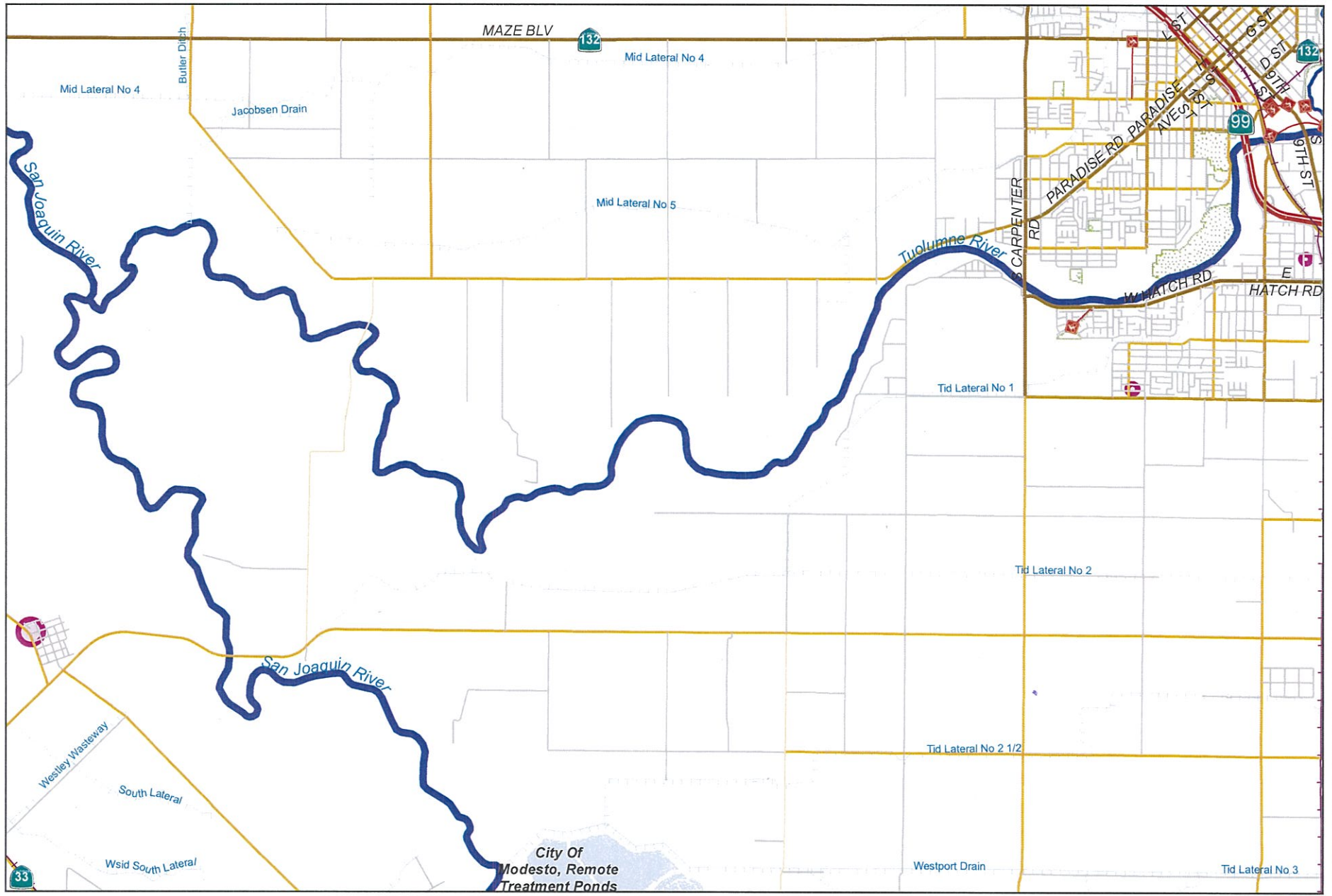
Other impacts occur at Rosemere, Emerald & Kansas where lines will be brought up to City standards or abandoned.

The design will be developed and incorporated into the Community Economic Development project SR132 construction documents.

Proj Stat: Project is currently under design with construction anticipated to FY 18/19.

Expenditures	Budget	Actual+Commit	Available	Prop. Inc./Dec. for 18-19	Budget+Prop. Inc./Dec.	Avail.+Prop. Inc./Dec.	19-20	20-21	21-22	22-23	Total Budgeted up to 2023
CA Construction Admin	0	0	0	20,000	20,000	20,000	0	0	0	0	20,000
CCF City Const Forces	0	0	0	10,000	10,000	10,000	0	0	0	0	10,000
CON Construction	0	0	0	300,000	300,000	300,000	0	0	0	0	300,000
CTGY Contingency - CIP	0	0	0	30,000	30,000	30,000	0	0	0	0	30,000
EDA Eng/Design/Admin	50,000	73	49,927	0	50,000	49,927	0	0	0	0	50,000
Expenditure Totals:	50,000	73	49,927	360,000	410,000	409,927	0	0	0	0	410,000
Fund Balance Required					Budget+Prop. Inc./Dec.	Available+Prop. Inc./Dec.					
Water Fund - CIP Projects-4180					410,000	409,927					

465



City of Modesto

Project #: 100924

UTL - Steel Water Storage Tanks Structural Repairs



City of Modesto: 2018-23 Capital Improvement Program

UTL - Steel Water Storage Tanks Structural Repairs

100924

Capital Un-sponsored

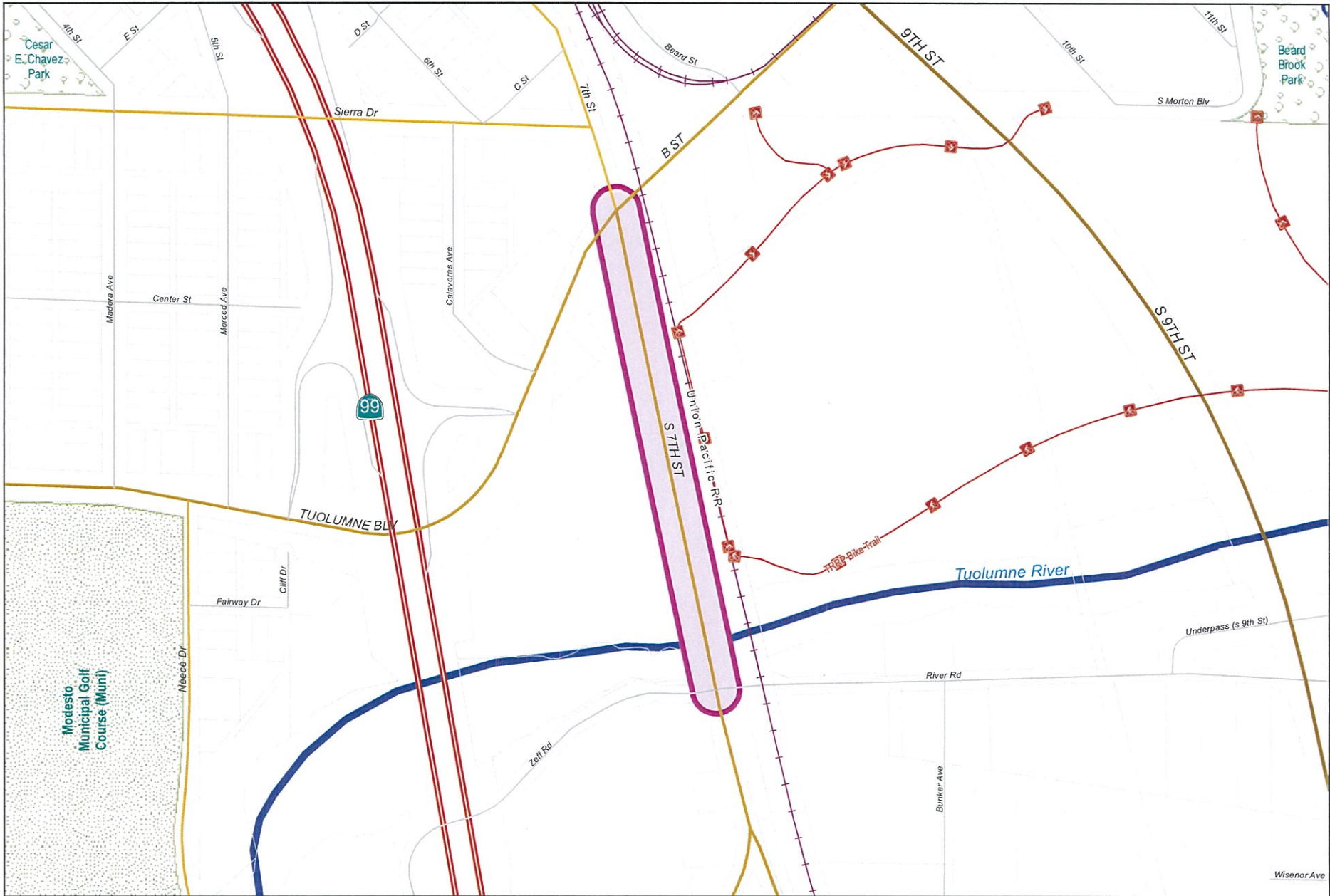
Cost Center: 49999 *Category:* Water *Start Date:* 2017
Hosting Fund: Water Fund - CIP Projects-4180 *Type Class:* Water *End Date:* 2020
Element Listing: Comm Svcs & Fac *Area:* System Wide *Status:* Active
Classification: Maintenance *Manager:* Davalos, Robert *Const. Code:* Not Awarded

Proj Desc: This project will provide structural repairs to Tanks 7, 8 and 9. The need for extensive structural repairs has been identified during the recoating of Tanks 7 and 8, and inspections of Tank 9. Repairs include (but are not limited to) additional plates required around openings installed after Tank construction, repairs/replacement of dollar plate and structural steel roof members. Portions of the tank roof may need to be removed for access (approx 5-feet in diameter), which will need to be replaced following repairs. All surfaces will require recoating.

Proj Stat: Proposals received in FY 17/18. Evaluations and reports of tanks completed in FY 17/18. The severity of each tank will determine which tank is repaired first.

Expenditures	Budget	Actual+Commit	Available	Prop. Inc./Dec. for 18-19	Budget+Prop. Inc./Dec.	Avail.+Prop. Inc./Dec.	19-20	20-21	21-22	22-23	Total Budgeted up to 2023
CA Construction Admin	56,000	0	56,000	90,000	146,000	146,000	0	0	0	0	146,000
CCF City Construct Force	30,000	0	30,000	0	30,000	30,000	0	0	0	0	30,000
CON Construction	560,000	0	560,000	900,000	1,460,000	1,460,000	0	0	0	0	1,460,000
CTGY-CIP Contingency - CIP	56,000	0	56,000	90,000	146,000	146,000	0	0	0	0	146,000
EDA Eng/Design/Admin	220,000	105,176	114,824	0	220,000	114,824	0	0	0	0	220,000
Expenditure Totals:	922,000	105,176	816,824	1,080,000	2,002,000	1,896,824	0	0	0	0	2,002,000

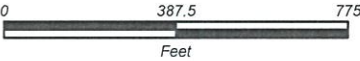
Fund Balance Required	Budget+Prop. Inc./Dec.	Available+Prop. Inc./Dec.
Water Fund - CIP Projects-4180	2,002,000	1,896,824



City of Modesto

Project #: 100933

UTL - 7th Street Bridge Water Main



City of Modesto: 2018-23 Capital Improvement Program

UTL - 7th Street Bridge Water Main

100933

Capital Un-sponsored


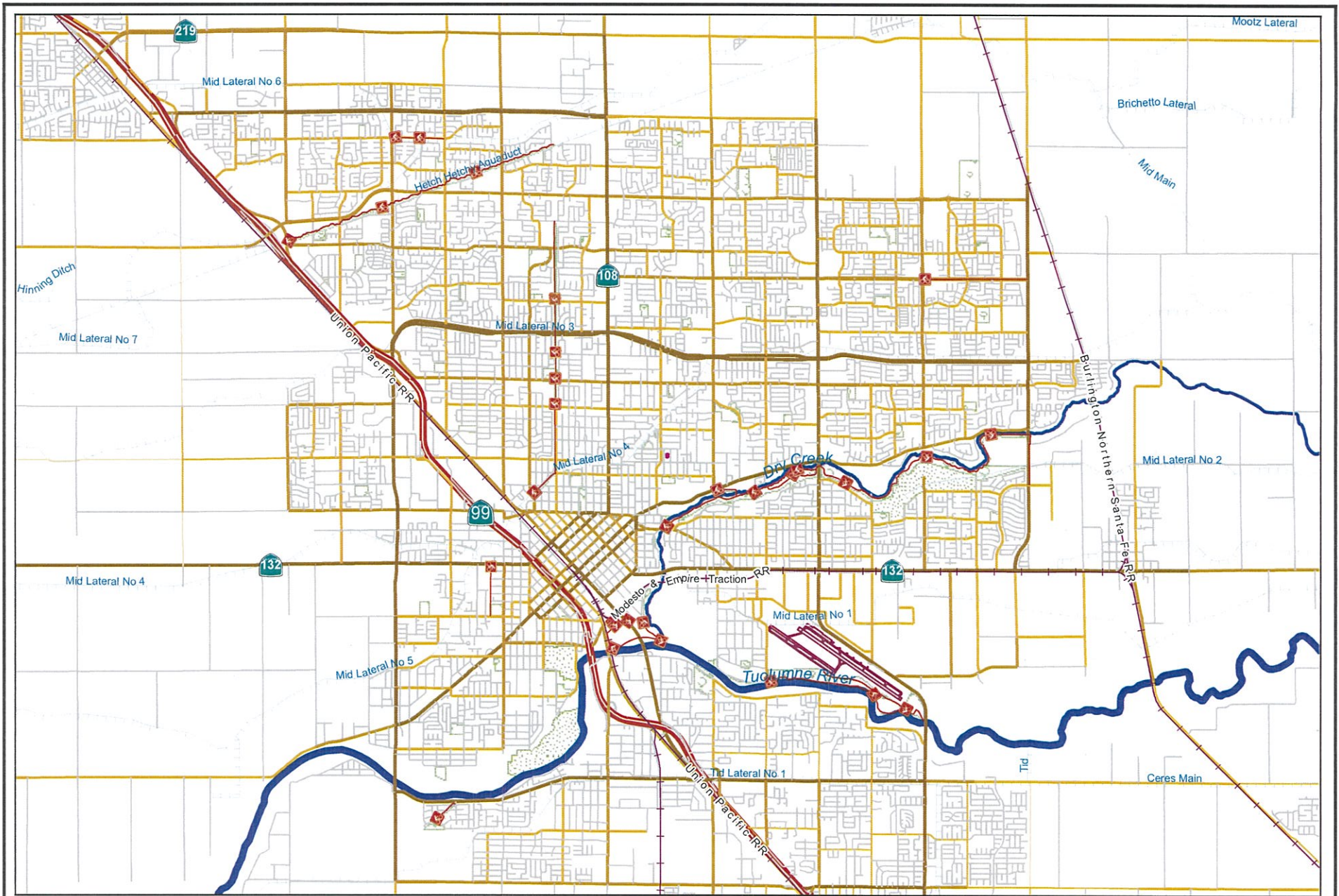
Cost Center: 49999 Category: Water Start Date: 2017
 Hosting Fund: Water Fund - CIP Projects-4180 Type Class: Water End Date: 2021
 Element Listing: Comm Svcs & Fac Area: System Wide Status: Active
 Classification: Improvements Manager: Davalos, Robert Const. Code: Not Awarded

Proj Desc: This project will provide funding for design and construction of a approximately 1,560 LF of new 16-inch water main in the 7th Street Bridge, in conjunction with the bridge replacement project. Stanislaus County is the lead agency, Phil Soares is the City contact, CH2MHill is the Consultant Engineer.

Proj Stat: The project is in environmental review process as of December 2015. Alternative 2B has been recommended and approved by Council. Bridge design is anticipated to start 2017 with construction anticipated to begin in 2020.

Expenditures	Budget	Actual+Commit	Available	Prop. Inc./Dec. for 18-19	Budget+Prop. Inc./Dec.	Avail.+Prop. Inc./Dec.	19-20	20-21	21-22	22-23	Total Budgeted up to 2023
CA Construction Admin	0	0	0	0	0	0	20,000	0	0	0	20,000
CON Construction	0	0	0	0	0	0	300,000	0	0	0	300,000
CTGY Contingency	0	0	0	0	0	0	30,000	0	0	0	30,000
EDA Eng/Design/Admin	100,000	951	99,049	0	100,000	99,049	10,000	0	0	0	110,000
Expenditure Totals:	100,000	951	99,049	0	100,000	99,049	360,000	0	0	0	460,000

Fund Balance Required	Budget+Prop. Inc./Dec.	Available+Prop. Inc./Dec.
Water Fund - CIP Projects-4180	100,000	99,049



City of Modesto

Project #: 100934

UPP - Integrated Regional Water Management Plan (IRWMP)



City of Modesto: 2018-23 Capital Improvement Program

UPP - Integrated Regional Water Management Plan (IRWMP)

100934

Capital Un-sponsored

<i>Cost Center:</i> 49999	<i>Category:</i> Water	<i>Start Date:</i> 2017
<i>Hosting Fund:</i> Water Fund - CIP Projects-4180	<i>Type Class:</i> Water	<i>End Date:</i> 2018
<i>Element Listing:</i> Comm Svcs & Fac	<i>Area:</i> System Wide	<i>Status:</i> Active
<i>Classification:</i> Maintenance	<i>Manager:</i> Bryant, Tamorah	<i>Const. Code:</i> New or Future

Proj Desc: This project is to provide funding for ongoing IRWM coordination, outreach, and management of the Plan including updating of Plan's projects, minor updates to the Plan, restructuring the stakeholder participation requirements and revised cost sharing agreements; and potentially hiring a consultant to assist as a resource in these efforts. Future tasks are also expected to include grant writing for Prop 1 funding opportunities through the IRWM process.


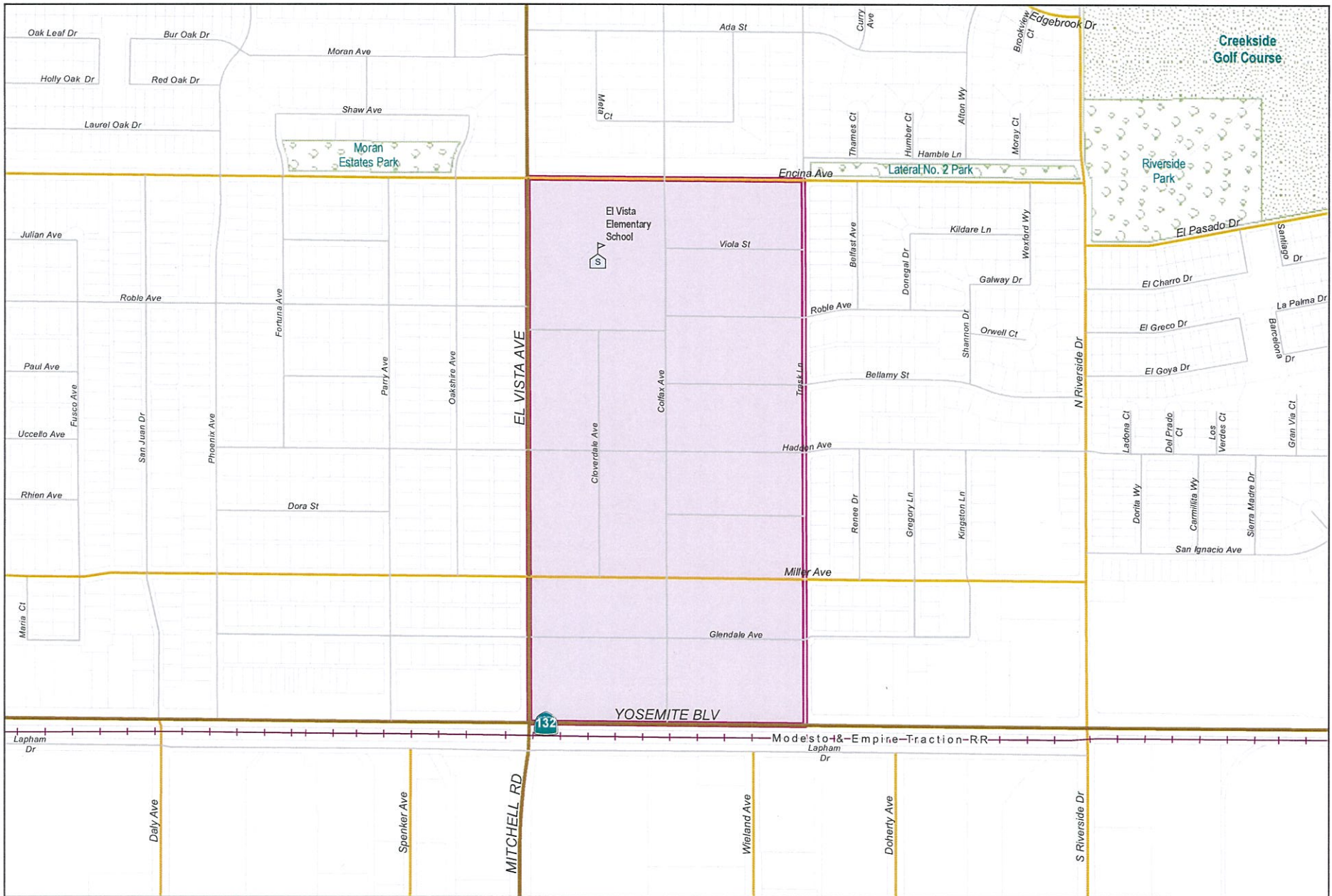
Proj Stat: Staff has secured Prop 1 funding for IRWMP update in FY 17/18.

Revenues	Budget	Actuals+Commit	Available	Prop. Inc./Dec. for 18-19	Bud + Prop. Incr/Decr	Avail.+ Prop. Incr/Decr	19-20	20-21	21-22	22-23	Total Budgeted up to 2023
42210 Intergov - State - Department of Water Resources	0	0	0	0	0	0	0	0	0	0	0
Revenue Totals:	0	0	0	0	0	0	0	0	0	0	0

Expenditures	Budget	Actual+Commit	Available	Prop. Inc./Dec. for 18-19	Budget+Prop. Inc./Dec.	Avail.+Prop. Inc./Dec.	19-20	20-21	21-22	22-23	Total Budgeted up to 2023
EDA Eng/Design/Admin	412,300	243,563	168,737	0	412,300	168,737	0	0	0	0	412,300
Expenditure Totals:	412,300	243,563	168,737	0	412,300	168,737	0	0	0	0	412,300

Fund Balance Required	Budget+Prop. Inc./Dec.	Available+Prop. Inc./Dec.
Water Fund - CIP Projects-4180	412,300	168,737

471



City of Modesto

Project #: 100953

UTL - La Loma Neighborhood El Vista Avenue to Riverside Drive



City of Modesto: 2018-23 Capital Improvement Program

UTL - La Loma Neighborhood El Vista Avenue to Riverside Drive

100953

Capital Un-sponsored


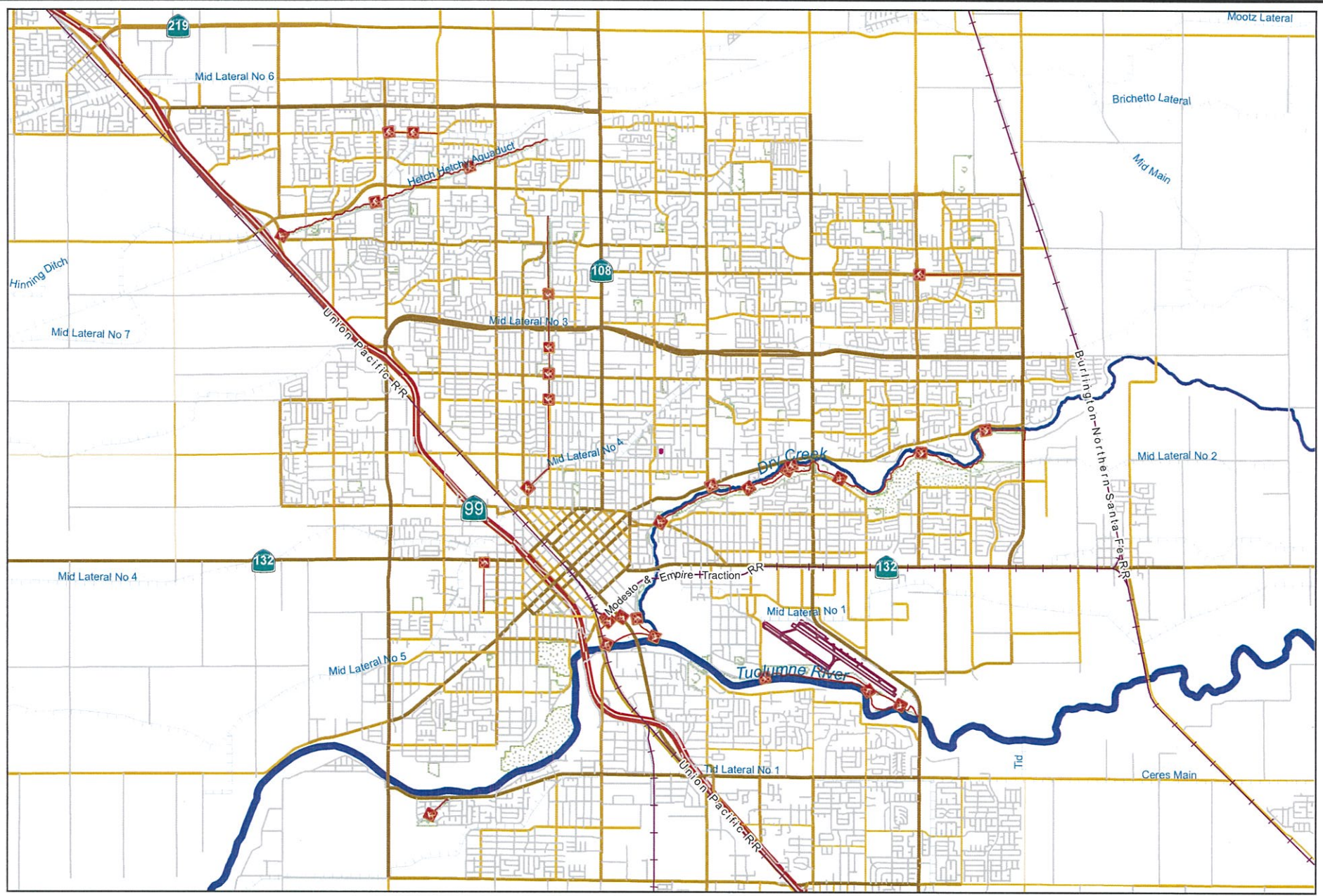
<i>Cost Center:</i> 49999	<i>Category:</i> Water	<i>Start Date:</i> 2017
<i>Hosting Fund:</i> Water Fund - CIP Projects-4180	<i>Type Class:</i> Water	<i>End Date:</i> 2019
<i>Element Listing:</i> Comm Svcs & Fac	<i>Area:</i> System Wide	<i>Status:</i> Active
<i>Classification:</i> Maintenance	<i>Manager:</i> Davalos, Robert	<i>Const. Code:</i> Not Awarded

Proj Desc: This project will provide funding to replace approximately 16,400 LF of aged existing water mains within the La Loma Neighborhood generally bounded by Trask Ln on the East , Encina Ave on the North, and El Vista Ave on the West, and Yosemite Blvd on the South. Existing water mains in this area are old, undersized steel mains which are prone to leaking and low pressures. This project will replace the existing system with City standard water mains, valves and hydrants to improve system reliability, flows and pressures.

Proj Stat: Project design will begin in early 2017, with construction anticipated to begin in FY18-19.

Expenditures	Budget	Actual+Commit	Available	Prop. Inc./Dec. for 18-19	Budget+Prop. Inc./Dec.	Avail.+Prop. Inc./Dec.	19-20	20-21	21-22	22-23	Total Budgeted up to 2023
CA Construction Admin	0	0	0	330,000	330,000	330,000	0	0	0	0	330,000
CCF City Const Forces	0	0	0	33,000	33,000	33,000	0	0	0	0	33,000
CON Construction	0	0	0	3,300,000	3,300,000	3,300,000	0	0	0	0	3,300,000
CTGY Contingency	0	0	0	330,000	330,000	330,000	0	0	0	0	330,000
EDA Eng/Design/Admin	230,000	150,449	79,551	33,000	263,000	112,551	0	0	0	0	263,000
Expenditure Totals:	230,000	150,449	79,551	4,026,000	4,256,000	4,105,551	0	0	0	0	4,256,000

Fund Balance Required	Budget+Prop. Inc./Dec.	Available+Prop. Inc./Dec.
Water Fund - CIP Projects-4180	4,256,000	4,105,551



City of Modesto
 Project #: 100973
 PCE Soil Vapor Extraction



City of Modesto: 2018-23 Capital Improvement Program

PCE Soil Vapor Extraction

100973

Capital Un-sponsored

<i>Cost Center:</i> 49998	<i>Category:</i> Water	<i>Start Date:</i> 2016
<i>Hosting Fund:</i> Water PCE Mitigation Fund-4112	<i>Type Class:</i> Water	<i>End Date:</i>
<i>Element Listing:</i> Env Rsrcs & Opn Spcs	<i>Area:</i> Within City	<i>Status:</i> Active
<i>Classification:</i> Improvements	<i>Manager:</i> Lindgren, Adam U	<i>Const. Code:</i> New or Future

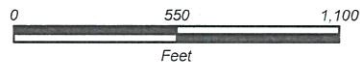
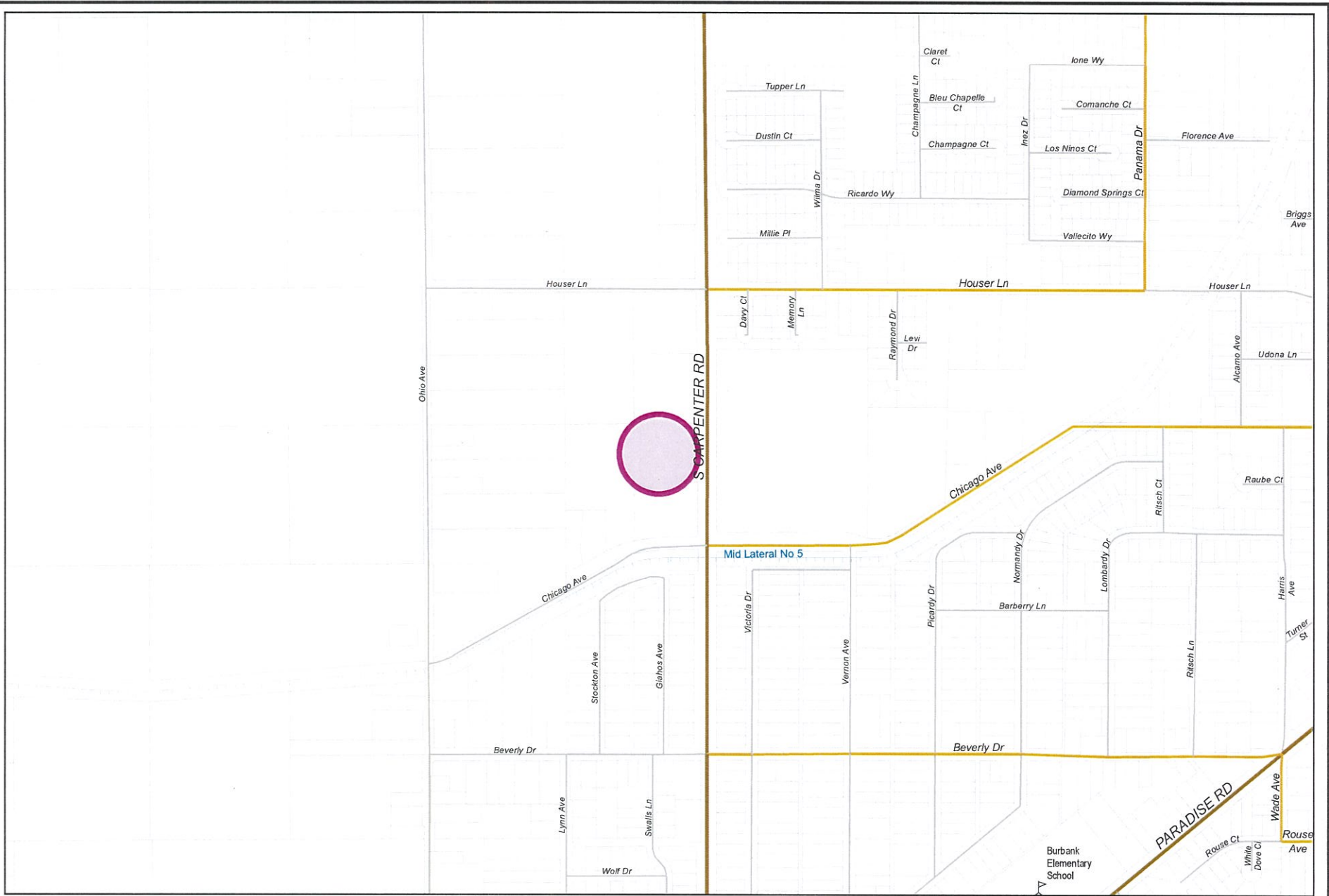
Proj Desc:

Proj Stat:

Expenditures	Budget	Actual+Commit	Available	Prop. Inc./Dec. for 18-19	Budget+Prop. Inc./Dec.	Avail.+Prop. Inc./Dec.	19-20	20-21	21-22	22-23	Total Budgeted up to 2023
CC Consultant Charges	488,040	0	488,040	0	488,040	488,040	0	0	0	0	488,040
Expenditure Totals:	488,040	0	488,040	0	488,040	488,040	0	0	0	0	488,040

Fund Balance Required	Budget+Prop. Inc./Dec.	Available+Prop. Inc./Dec.
Water PCE Mitigation Fund-4112	488,040	488,040

475



City of Modesto
 Project #: 100977
 Tank 6 Recoat & Repairs



City of Modesto: 2018-23 Capital Improvement Program

Tank 6 Recoat & Repairs

100977

Capital Un-sponsored


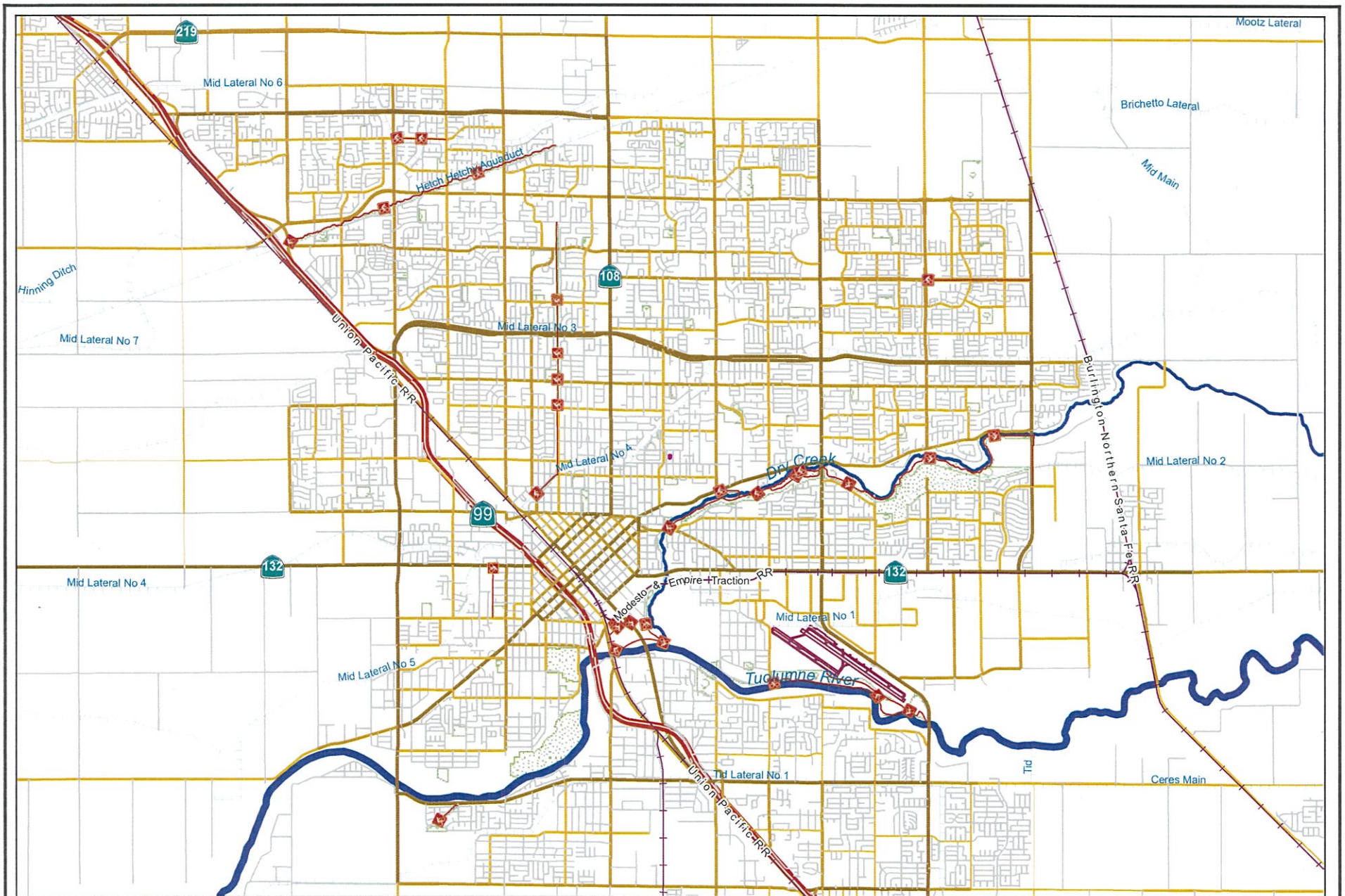
Cost Center: 49999 *Category:* Water *Start Date:* 2017
Hosting Fund: Water Fund - CIP Projects-4180 *Type Class:* Water *End Date:* 2018
Element Listing: Comm Svcs & Fac *Area:* System Wide *Status:* Active
Classification: Maintenance *Manager:* Bryant, Tamorah *Const. Code:* Under Construction

Proj Desc: This project will provide funding for removal and replacement of the existing interior and exterior coating (epoxy liner) of Tank 6 in order to prevent corrosion of the steel water tank walls. Based on 2016 inspection report, minor repairs will be required on the interior and exterior of the tank. High wear appurtances (such as bolts, gaskets at tank access manways) will be replaced. Interior ladder and sacrificial cathodic protection system will be replaced and should there be items that have been damaged due to corrosion, other minor repairs will be made.

Proj Stat: Project to be completed in FY 17/18.

Expenditures	Budget	Actual+Commit	Available	Prop. Inc./Dec. for 18-19	Budget+Prop. Inc./Dec.	Avail.+Prop. Inc./Dec.	19-20	20-21	21-22	22-23	Total Budgeted up to 2023
CA Construction Admin	75,840	426	75,414	0	75,840	75,414	0	0	0	0	75,840
CCF City Construct Force	47,400	0	47,400	0	47,400	47,400	0	0	0	0	47,400
CON Construction	948,000	0	948,000	0	948,000	948,000	0	0	0	0	948,000
CTGY-CIP Contingency - CIP	189,600	0	189,600	0	189,600	189,600	0	0	0	0	189,600
EDA Eng/Design/Admin	91,400	42,321	49,079	0	91,400	49,079	0	0	0	0	91,400
Expenditure Totals:	1,352,240	42,747	1,309,493	0	1,352,240	1,309,493	0	0	0	0	1,352,240

Fund Balance Required	Budget+Prop. Inc./Dec.	Available+Prop. Inc./Dec.
Water Fund - CIP Projects-4180	1,352,240	1,309,493



City of Modesto

Project #: 100999

UPP - New Generators at Various Well Locations



City of Modesto: 2018-23 Capital Improvement Program

UPP - New Generators at Various Well Locations

100999

Capital Un-sponsored

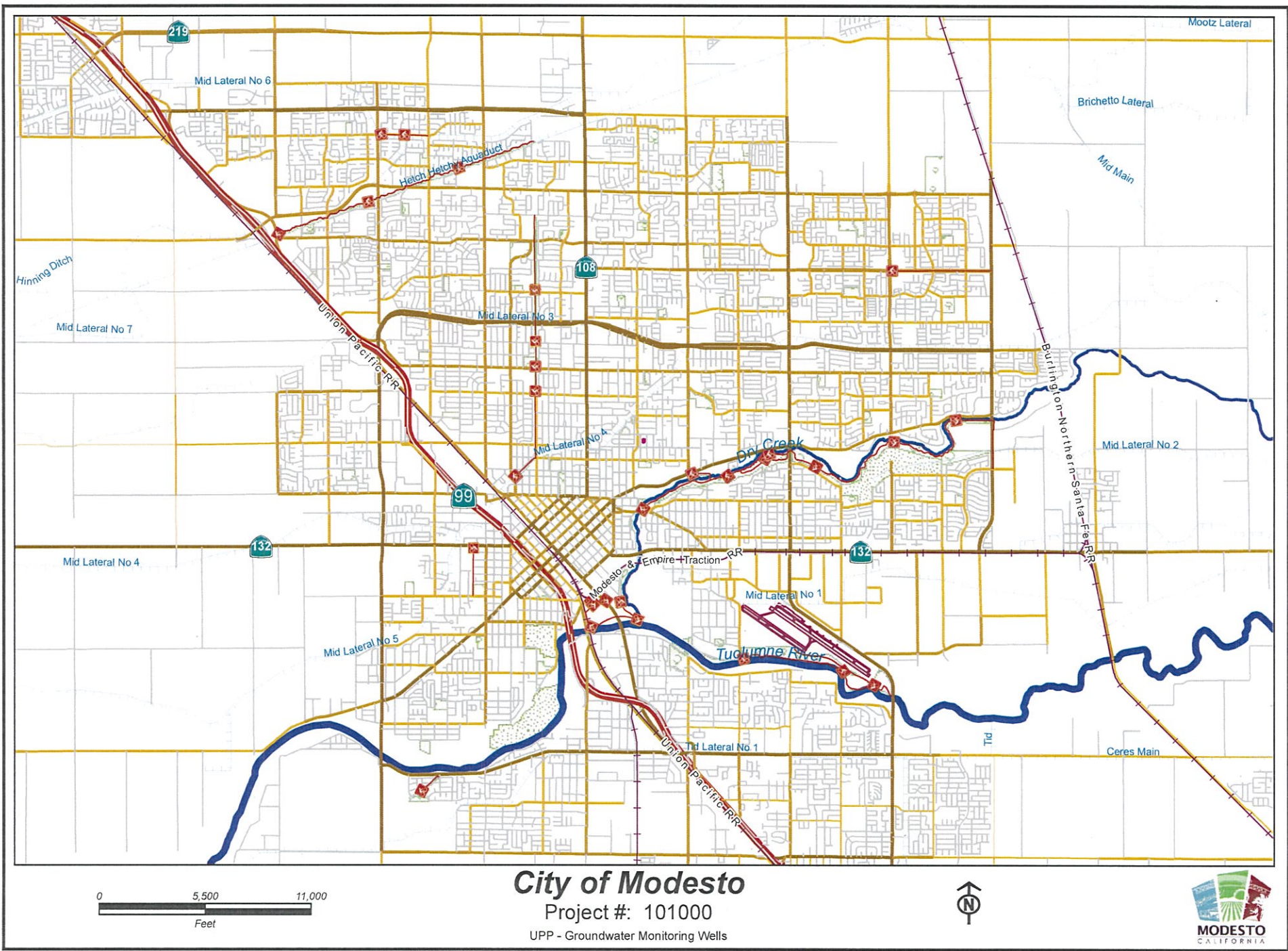
Cost Center: 49999 *Category:* Water *Start Date:* 2018
Hosting Fund: Water Fund - CIP Projects-4180 *Type Class:* Water *End Date:*
Element Listing: Comm Svcs & Fac *Area:* System Wide *Status:* New
Classification: Maintenance *Manager:* Davalos, Robert *Const. Code:* Not Awarded

Proj Desc: This project will provide funding to install 18 back-up emergency generators at selected wells to supply additional emergency groundwater storage credit. The installation of the back-up generators will help eliminate the storage capacity deficit currently faced by the City of Modesto. Determination of which wells will be installed first to be determined by ranking and priority. When all locations receive a new generator it will provide the City an additional 21.1 MG of storage credit. Selected wells per the Draft Water Master Plan include wells 1, 4, 7, 16, 45, 47, 48, 50, 51, 58, 217, 237, 241, 267, 278, 284, 287 & 312.

Proj Stat: Project to begin fall FY 17/18.

Expenditures	Budget	Actual+Commit	Available	Prop. Inc./Dec. for 18-19	Budget+Prop. Inc./Dec.	Avail.+Prop. Inc./Dec.	19-20	20-21	21-22	22-23	Total Budgeted up to 2023
CA Construction Admin	37,300	0	37,300	60,000	97,300	97,300	0	0	0	0	97,300
CCF City Construct Force	100,000	0	100,000	300,000	400,000	400,000	0	0	0	0	400,000
CON Construction	378,000	0	378,000	600,000	978,000	978,000	0	0	0	0	978,000
CTGY-CIP Contingency - CIP	37,300	0	37,300	60,000	97,300	97,300	0	0	0	0	97,300
EDA Eng/Design/Admin	61,400	0	61,400	150,000	211,400	211,400	0	0	0	0	211,400
Expenditure Totals:	614,000	0	614,000	1,170,000	1,784,000	1,784,000	0	0	0	0	1,784,000

Fund Balance Required	Budget+Prop. Inc./Dec.	Available+Prop. Inc./Dec.
Water Fund - CIP Projects-4180	1,784,000	1,784,000



City of Modesto

Project #: 101000

UPP - Groundwater Monitoring Wells



City of Modesto: 2018-23 Capital Improvement Program

UPP - Groundwater Monitoring Wells

101000

Capital Un-sponsored

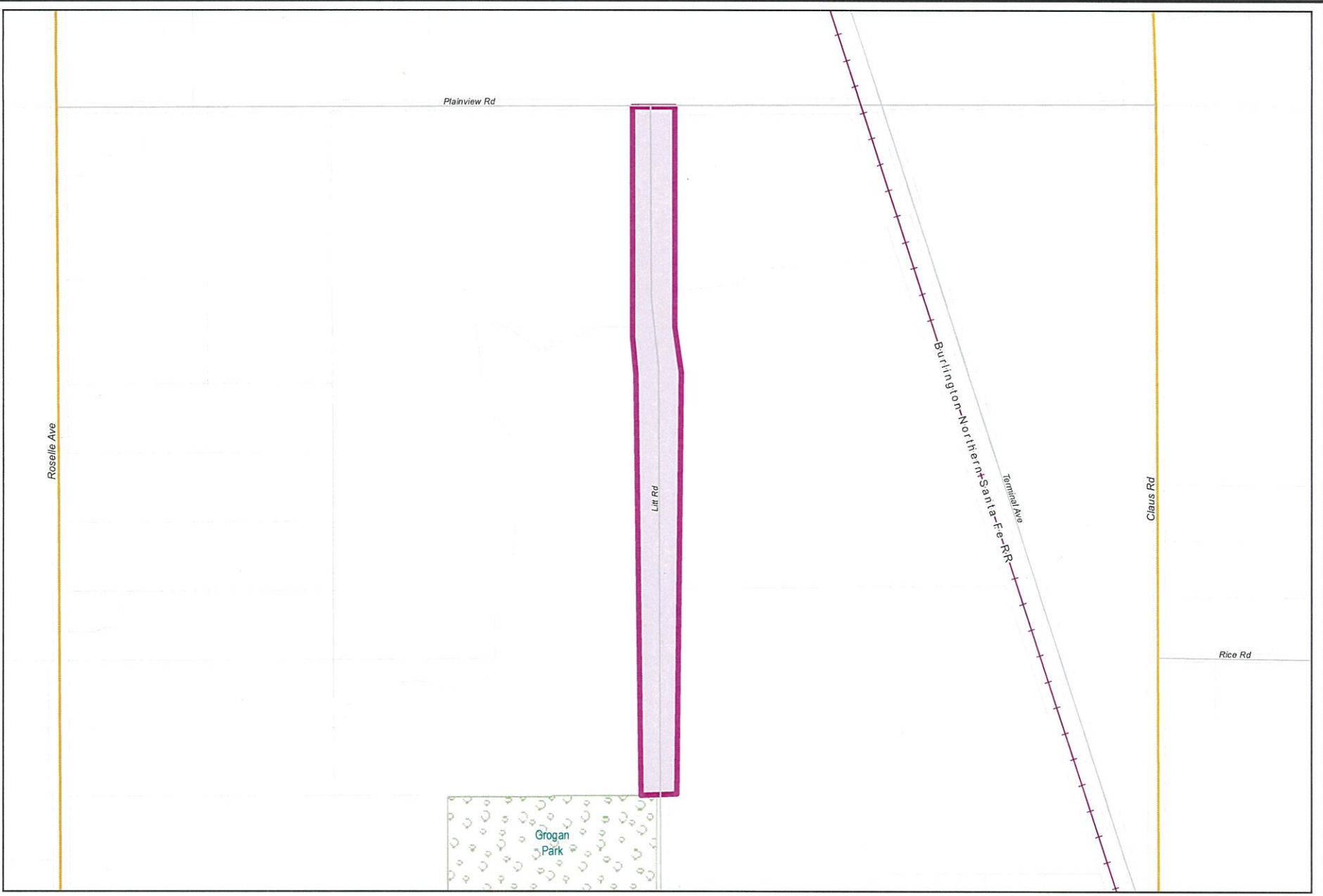
<i>Cost Center:</i> 49999	<i>Category:</i> Water	<i>Start Date:</i> 2018
<i>Hosting Fund:</i> Water Fund - CIP Projects-4180	<i>Type Class:</i> Water	<i>End Date:</i> 2020
<i>Element Listing:</i> Comm Svcs & Fac	<i>Area:</i> System Wide	<i>Status:</i> New
<i>Classification:</i> Maintenance	<i>Manager:</i> Bryant, Tamorah	<i>Const. Code:</i> New or Future

Proj Desc: This project will provide funding to design, install, develop and monitor (8 quarterly monitoring events) 5 monitoring wells throughout the City of Modesto's contiguous water system. In accordance with previous groundwater characterization work performed by the City of Modesto, with the assistance of Todd Groundwater, there are several significant data gaps in the characterization of groundwater. Additional information is needed for characterization, fate and transport of contaminants of concern, and groundwater monitoring, which will benefit the City of Modesto in efficiently operating the well field, and incorporated into the various efforts to comply with SGMA. Nested or clustered groundwater monitoring wells are needed to collect discrete samples of the various subsurface aquifers for contaminants of concern, depth to ground water, and the lithology collected during monitoring well installation will be incorporated into groundwater characterization.

Proj Stat: Design and construction anticipated in fall FY17/18.

Expenditures	Budget	Actual+Commit	Available	Prop. Inc./Dec. for 18-19	Budget+Prop. Inc./Dec.	Avail.+Prop. Inc./Dec.	19-20	20-21	21-22	22-23	Total Budgeted up to 2023
CA Construction Admin	125,000	0	125,000	0	125,000	125,000	0	0	0	0	125,000
CCF City Construct Force	10,000	0	10,000	0	10,000	10,000	0	0	0	0	10,000
CON Construction	1,250,000	0	1,250,000	0	1,250,000	1,250,000	0	0	0	0	1,250,000
CTGY-CIP Contingency - CIP	125,000	0	125,000	0	125,000	125,000	0	0	0	0	125,000
EDA Eng/Design/Admin	325,000	0	325,000	0	325,000	325,000	0	0	0	0	325,000
Expenditure Totals:	1,835,000	0	1,835,000	0	1,835,000	1,835,000	0	0	0	0	1,835,000

Fund Balance Required	Budget+Prop. Inc./Dec.	Available+Prop. Inc./Dec.
Water Fund - CIP Projects-4180	1,835,000	1,835,000



City of Modesto

Project #: 101001

UPP - Litt Road Improvements (Grogan Park to Plainview)



City of Modesto: 2018-23 Capital Improvement Program

UPP - Litt Road Improvements (Grogan Park to Plainview)

101001

Capital Un-sponsored

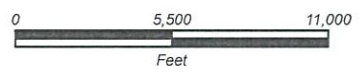
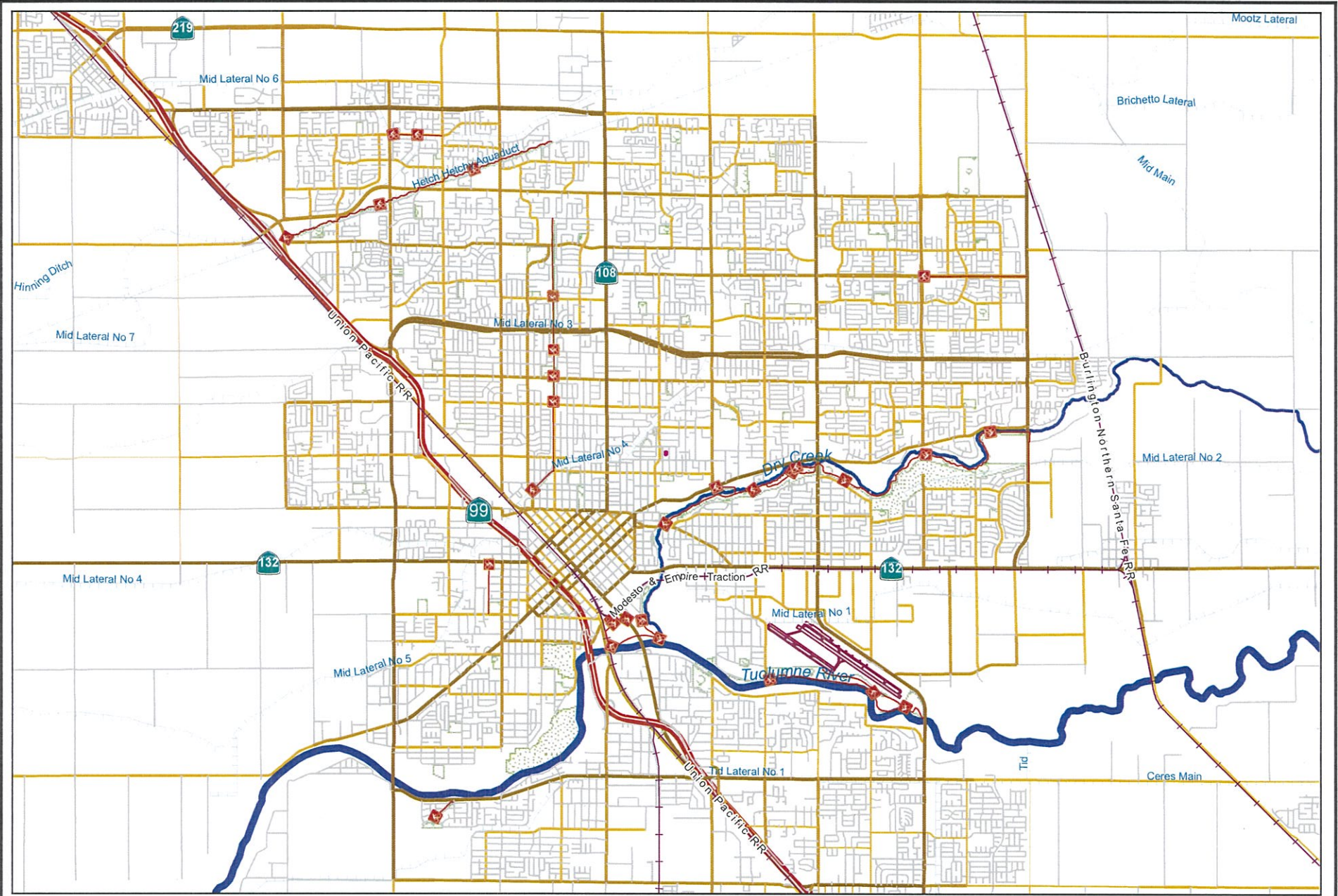
<i>Cost Center:</i> 49999	<i>Category:</i> Water	<i>Start Date:</i> 2018
<i>Hosting Fund:</i> Water Fund - CIP Projects-4180	<i>Type Class:</i> Water	<i>End Date:</i> 2019
<i>Element Listing:</i> Comm Svcs & Fac	<i>Area:</i> System Wide	<i>Status:</i> Active
<i>Classification:</i> Maintenance	<i>Manager:</i> Davalos, Robert	<i>Const. Code:</i> Under Construction

Proj Desc: The project will provide funding to extend the existing 12" water line on Litt Road to serve the Water Corporation Project. In addition, street improvements will be made that will extend from the end of Mary Grogan Park to Plainview Road. The design will be developed as a part of the Water Corporation Yard project.

Proj Stat: Design and construction anticipated in FY 17/18.

Expenditures	Budget	Actual+Commit	Available	Prop. Inc./Dec. for 18-19	Budget+Prop. Inc./Dec.	Avail.+Prop. Inc./Dec.	19-20	20-21	21-22	22-23	Total Budgeted up to 2023
CA Construction Admin	150,000	290	149,710	0	150,000	149,710	0	0	0	0	150,000
CCF City Construct Force	100,000	0	100,000	0	100,000	100,000	0	0	0	0	100,000
CON Construction	1,600,000	0	1,600,000	0	1,600,000	1,600,000	0	0	0	0	1,600,000
CTGY-CIP Contingency - CIP	150,000	0	150,000	0	150,000	150,000	0	0	0	0	150,000
EDA Eng/Design/Admin	60,000	9,298	50,702	0	60,000	50,702	0	0	0	0	60,000
Expenditure Totals:	2,060,000	9,588	2,050,412	0	2,060,000	2,050,412	0	0	0	0	2,060,000

Fund Balance Required	Budget+Prop. Inc./Dec.	Available+Prop. Inc./Dec.
Water Fund - CIP Projects-4180	2,060,000	2,050,412



City of Modesto

Project #: 101003

UPP - SCADA Master Plan.



City of Modesto: 2018-23 Capital Improvement Program

UPP - SCADA Master Plan

101003

Capital Un-sponsored

Cost Center: 49999 Category: Water Start Date: 2018
 Hosting Fund: Water Fund - CIP Projects-4180 Type Class: Water End Date: 2020
 Element Listing: Comm Svcs & Fac Area: System Wide Status: New
 Classification: Maintenance Manager: Bryant, Tamorah Const. Code: New or Future

Proj Desc: This project will provide funding to prepare a SCADA Master Plan, in accordance with the recommendations of the SCADA System Upgrade Study that was undertaken in FY16/17 with the assistance of EMA, Inc. Major steps included in the master planning process include a Gap Analysis, Conceptual Project Scope Development, Project Prioritization, SCADA Program Implementation, and development of a SCADA Master Plan document.

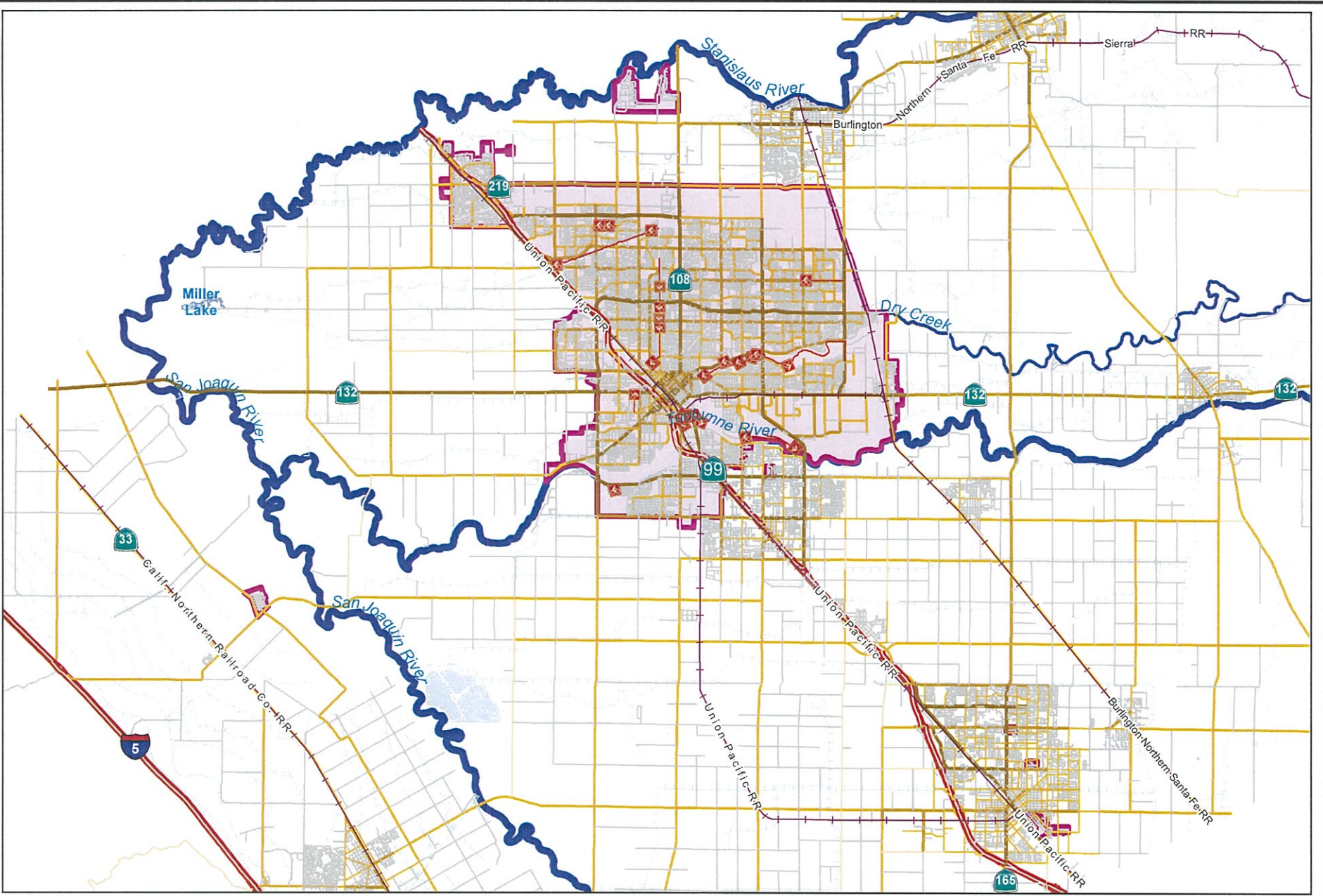
Proj Stat: This project is expected to be initiated and completed in FY 18/19.

Revenues	Budget	Actuals+Commit	Available	Prop. Inc./Dec. for 18-19	Bud + Prop. Incr/Decr	Avail.+ Prop. Incr/Decr	19-20	20-21	21-22	22-23	Total Budgeted up to 2023
64210 Transfer In from Fund 4210	0	0	0	135,000	135,000	135,000	0	0	0	0	135,000
Revenue Totals:	0	0	0	135,000	135,000	135,000	0	0	0	0	135,000

Expenditures	Budget	Actual+Commit	Available	Prop. Inc./Dec. for 18-19	Budget+Prop. Inc./Dec.	Avail.+Prop. Inc./Dec.	19-20	20-21	21-22	22-23	Total Budgeted up to 2023
CCF City Construct Force	20,000	0	20,000	0	20,000	20,000	0	0	0	0	20,000
EDA Eng/Design/Admin	250,000	5,029	244,971	0	250,000	244,971	100,000	0	0	0	350,000
Expenditure Totals:	270,000	5,029	264,971	0	270,000	264,971	100,000	0	0	0	370,000

Fund Balance Required	Budget+Prop. Inc./Dec.	Available+Prop. Inc./Dec.
Water Fund - CIP Projects-4180	135,000	129,971

485


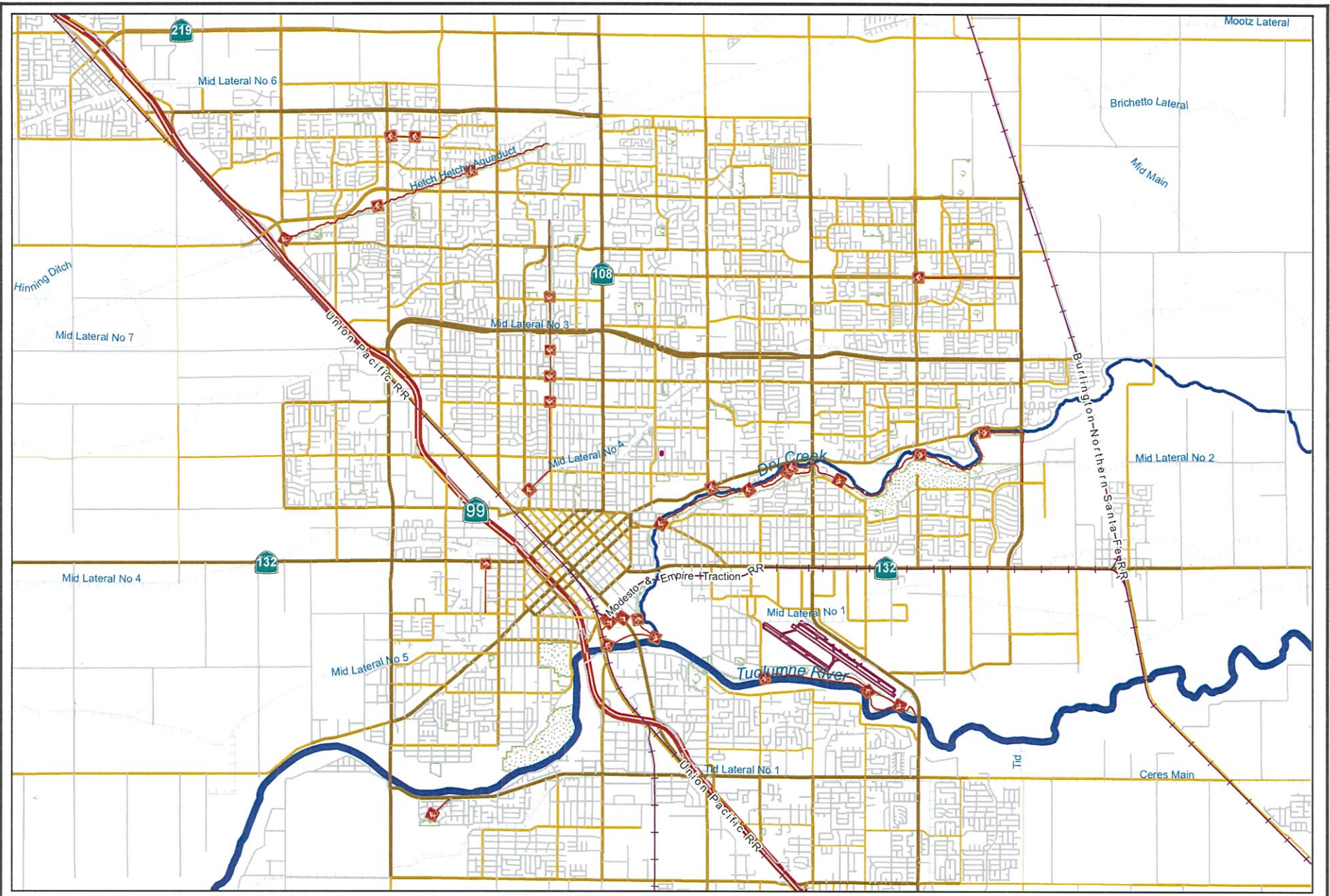


City of Modesto

Project #: 101013

UTL - Outlying System Improvements





City of Modesto

Project #: 101015

UPP - Destruction of Wells 2017



City of Modesto: 2018-23 Capital Improvement Program

UPP - Destruction of Wells 2017

101015

Capital Un-sponsored

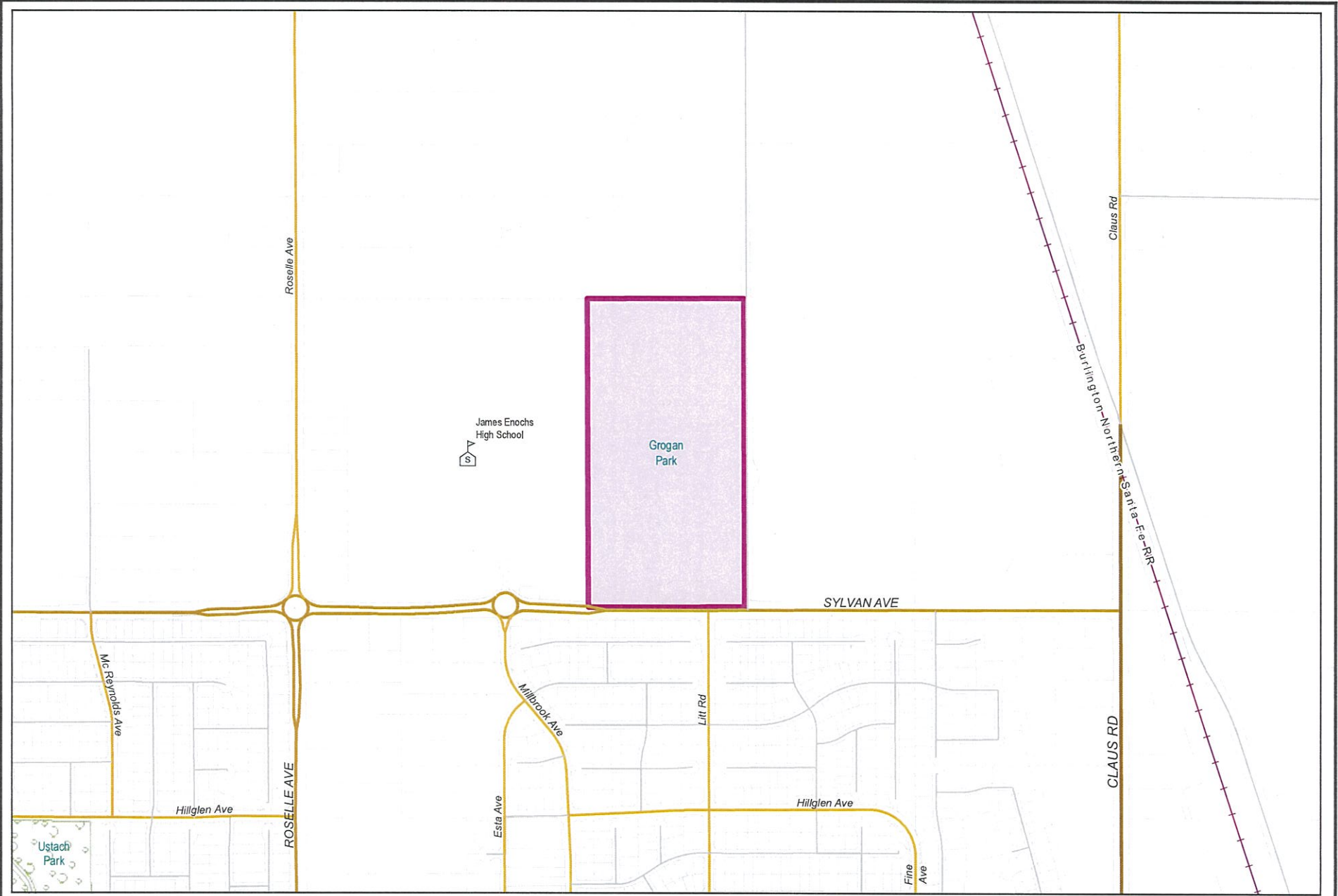
Cost Center: 49999 Category: Water Start Date: 2017
 Hosting Fund: Water Fund - CIP Projects-4180 Type Class: Water End Date: 2019
 Element Listing: Comm Svcs & Fac Area: System Wide Status: New
 Classification: Improvements Manager: Bryant, Tamorah Const. Code: New or Future

Proj Desc: This project will provide funding to remove 12 aged groundwater supply wells that are currently offline due to reported contaminants of concern that exceed primary MCLs (including nitrates and uranium). Utilities Department has investigated various treatment options and has determined that replacement is more feasible than treatment or blending in the long term. Due to age and construction methods, the wells pose a potential threat to groundwater quality as a potential conduit for poor quality water from upper strata to impact water in lower strata. Project includes destroying existing wells per current standards, and installation of groundwater monitoring wells for future groundwater monitoring. A pre-application for the project was submitted for Proposition 1 Groundwater Quality Funding 7/29/2016. On 10/5/2016, the City received an invitation to submit a final application, which was prepared and submitted 11/18/2016. Based on discussions with SWRCB staff, it is likely that the groundwater monitoring wells portion of the scope of work will not be allowed under Prop 1 Groundwater Quality funding.

Proj Stat: This project will receive 90% Prop 1 Grant Funding. Grant funding agreement anticipated in FY 17/18. Design and construction to be completed in FY 18/19.

Expenditures	Budget	Actual+Commit	Available	Prop. Inc./Dec. for 18-19	Budget+Prop. Inc./Dec.	Avail.+Prop. Inc./Dec.	19-20	20-21	21-22	22-23	Total Budgeted up to 2023
CA Construction Admin	66,000	0	66,000	0	66,000	66,000	0	0	0	0	66,000
CCF City Construct Force	20,000	0	20,000	0	20,000	20,000	0	0	0	0	20,000
CON Construction	660,000	0	660,000	0	660,000	660,000	0	0	0	0	660,000
CTGY-CIP Contingency - CIP	66,000	0	66,000	0	66,000	66,000	0	0	0	0	66,000
EDA Eng/Design/Admin	132,000	1,162	130,838	0	132,000	130,838	0	0	0	0	132,000
Expenditure Totals:	944,000	1,162	942,838	0	944,000	942,838	0	0	0	0	944,000

Fund Balance Required	Budget+Prop. Inc./Dec.	Available+Prop. Inc./Dec.
Water Fund - CIP Projects-4180	944,000	942,838



City of Modesto

Project #: 101035

UTL - Grogan Park Production Well



City of Modesto: 2018-23 Capital Improvement Program

UTL - Grogan Park Production Well

101035

Capital Un-sponsored

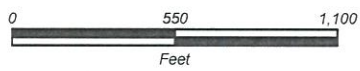
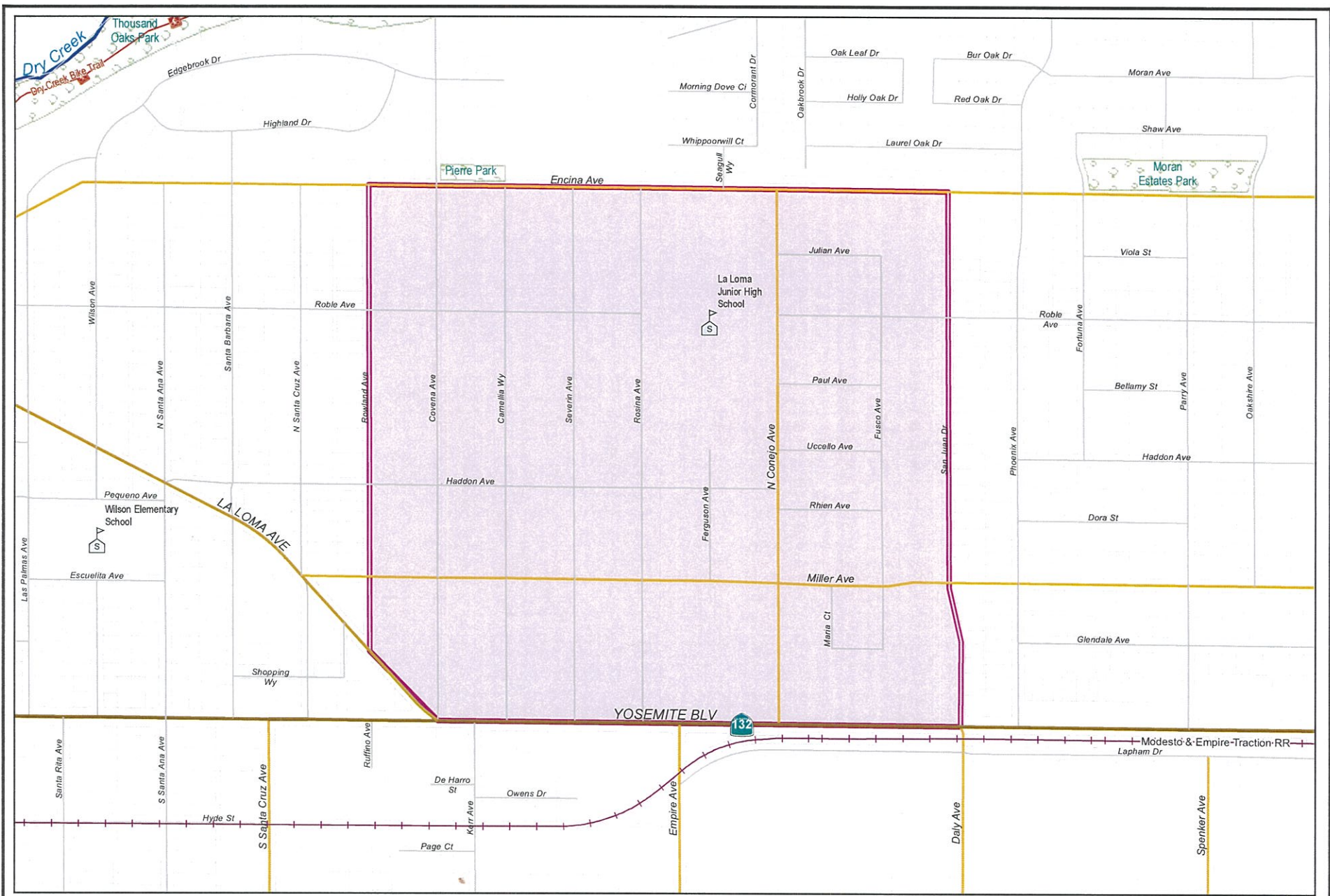
<i>Cost Center:</i> 49999	<i>Category:</i> Water	<i>Start Date:</i> 2017
<i>Hosting Fund:</i> Water Fund - CIP Projects-4180	<i>Type Class:</i> Water	<i>End Date:</i> 2019
<i>Element Listing:</i> Comm Svcs & Fac	<i>Area:</i> System Wide	<i>Status:</i> Active
<i>Classification:</i> Improvements	<i>Manager:</i> Davalos, Robert	<i>Const. Code:</i> Under Construction

Proj Desc: The project will provide funding to construct a future potable well to serve the Tivoli specific plan area. This portion of the project includes the construction of all surface improvements which include well pump, yard piping, mechanical, electrical and structural components.

Proj Stat: Construction contract awarded in FY 17/18 with completion anticipated in Summer 2018.

Expenditures	Budget	Actual+Commit	Available	Prop. Inc./Dec. for 18-19	Budget+Prop. Inc./Dec.	Avail.+Prop. Inc./Dec.	19-20	20-21	21-22	22-23	Total Budgeted up to 2023
CA Construction Admin	202,765	2,415	200,350	0	202,765	200,350	0	0	0	0	202,765
CCF City Construct Force	75,000	0	75,000	0	75,000	75,000	0	0	0	0	75,000
CON Construction	2,027,645	2,027,645	0	0	2,027,645	0	0	0	0	0	2,027,645
CTGY-CIP Contingency - CIP	162,212	0	162,212	0	162,212	162,212	0	0	0	0	162,212
EDA Eng/Design/Admin	81,106	2,391	78,715	0	81,106	78,715	0	0	0	0	81,106
Expenditure Totals:	2,548,728	2,032,451	516,277	0	2,548,728	516,277	0	0	0	0	2,548,728

Fund Balance Required	Budget+Prop. Inc./Dec.	Available+Prop. Inc./Dec.
Water Fund - CIP Projects-4180	2,548,728	516,277



City of Modesto

Project #: 101057

UTL - La Loma Phase 2C Strengthen and Replace Water Mains



City of Modesto: 2018-23 Capital Improvement Program

UTL - La Loma Phase 2C Strengthen and Replace Water Mains

101057

Capital Un-sponsored

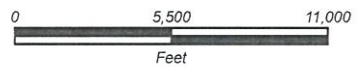
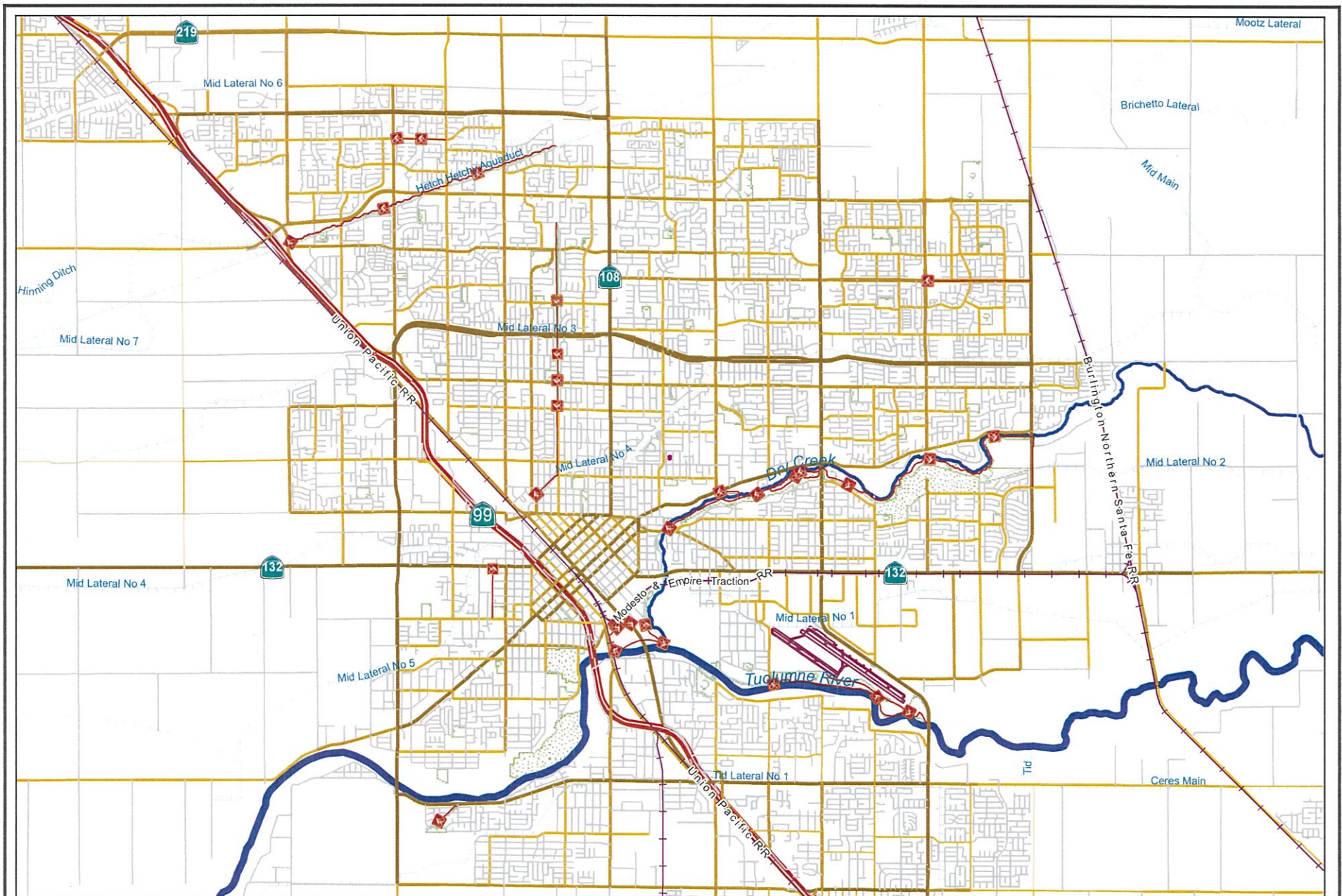
<i>Cost Center:</i> 49999	<i>Category:</i> Water	<i>Start Date:</i> 2018
<i>Hosting Fund:</i> Water Fund - CIP Projects-4180	<i>Type Class:</i> Water	<i>End Date:</i>
<i>Element Listing:</i> Comm Svcs & Fac	<i>Area:</i> System Wide	<i>Status:</i> New
<i>Classification:</i> Improvements	<i>Manager:</i> Davalos, Robert	<i>Const. Code:</i> Not Awarded

Proj Desc: Existing waterlines in the La Loma area are approximately 60 year old steel mains that are small in diameter and need to be replaced in accordance with industry standard practice. The project is to provide funding to install new 8" and 12" waterlines with individual residential services and additional fire hydrants. The project will replace water mains in the area generally bounded by Encina on the north, Yosemite Blvd on the south, San Juan Dr on the east and Rowland Ave to the west. The project area is the second of four phases (2A, 2B, 2C and 2D). Phase 2B is funded through CIP 100797 and phase 2A and 2D will be designed and constructed as a part of separate CIPs.

Proj Stat: Phase 2C is the second of four phases. Design is anticipated to be complete in FY 18/19 with construction to be complete in FY 19/20.

Expenditures	Budget	Actual+Commit	Available	Prop. Inc./Dec. for 18-19	Budget+Prop. Inc./Dec.	Avail.+Prop. Inc./Dec.	19-20	20-21	21-22	22-23	Total Budgeted up to 2023
CA Construction Admin	75,000	1,557	73,443	0	75,000	73,443	0	0	0	0	75,000
CCF City Construct Force	40,000	0	40,000	0	40,000	40,000	0	0	0	0	40,000
CON Construction	1,751,000	0	1,751,000	0	1,751,000	1,751,000	0	0	0	0	1,751,000
EDA Eng/Design/Admin	192,140	0	192,140	0	192,140	192,140	0	0	0	0	192,140
Expenditure Totals:	2,058,140	1,557	2,056,583	0	2,058,140	2,056,583	0	0	0	0	2,058,140

Fund Balance Required	Budget+Prop. Inc./Dec.	Available+Prop. Inc./Dec.
Water Fund - CIP Projects-4180	2,058,140	2,056,583



City of Modesto
 Project #: 101077
 UTL - 1,2,3 - TCP Wellhead Treatment



City of Modesto: 2018-23 Capital Improvement Program

UTL - 1,2,3 - TCP Wellhead Treatment

101077

Capital Un-sponsored

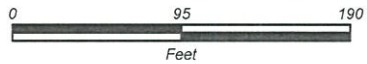
Cost Center: 49999 Category: Water Start Date: 2018
 Hosting Fund: Water Fund - CIP Projects-4180 Type Class: Water End Date: 2023
 Element Listing: Comm Svcs & Fac Area: System Wide Status: New
 Classification: Maint Manager: Davalos, Robert Const. Code: New or Future

Proj Desc: 1,2,3- TCP is a chlorinated hydrocarbon with high chemical stability. It is a manmade chemical found at industrial or hazardous waste sites. It has been used as a cleaning and degreasing solvent and also is associated with pesticide products. Currently, there are 7 wells inactive due to traces of 1,2,3 - TCP. This project will provide funding for rehabilitation for those wells by evaluating treatment and non-treatment and the possibility of even replacement of a well.

Proj Stat: New

Expenditures	Budget	Actual+Commit	Available	Prop. Inc./Dec. for 18-19	Budget+Prop. Inc./Dec.	Avail.+Prop. Inc./Dec.	19-20	20-21	21-22	22-23	Total Budgeted up to 2023
CA Construction Admin	0	0	0	120,000	120,000	120,000	0	0	0	0	120,000
CCF City Con Forces	0	0	0	40,000	40,000	40,000	0	0	0	0	40,000
CON Construction	0	0	0	1,200,000	1,200,000	1,200,000	0	0	0	0	1,200,000
CTGY Contingency - CIP	0	0	0	120,000	120,000	120,000	0	0	0	0	120,000
EDA Eng/Design/Admin	0	0	0	60,000	60,000	60,000	0	0	0	0	60,000
Expenditure Totals:		0	0	1,540,000	1,540,000	1,540,000	0	0	0	0	1,540,000
Fund Balance Required					Budget+Prop. Inc./Dec.	Available+Prop. Inc./Dec.					
Water Fund - CIP Projects-4180					1,540,000	1,540,000					

495



City of Modesto

Project #: 101078

UTL - Del Rio Replacement Well 271 Surface Improvements



City of Modesto: 2018-23 Capital Improvement Program

UTL - Del Rio Replacement Well 271 Surface Improvements

101078

Capital Un-sponsored


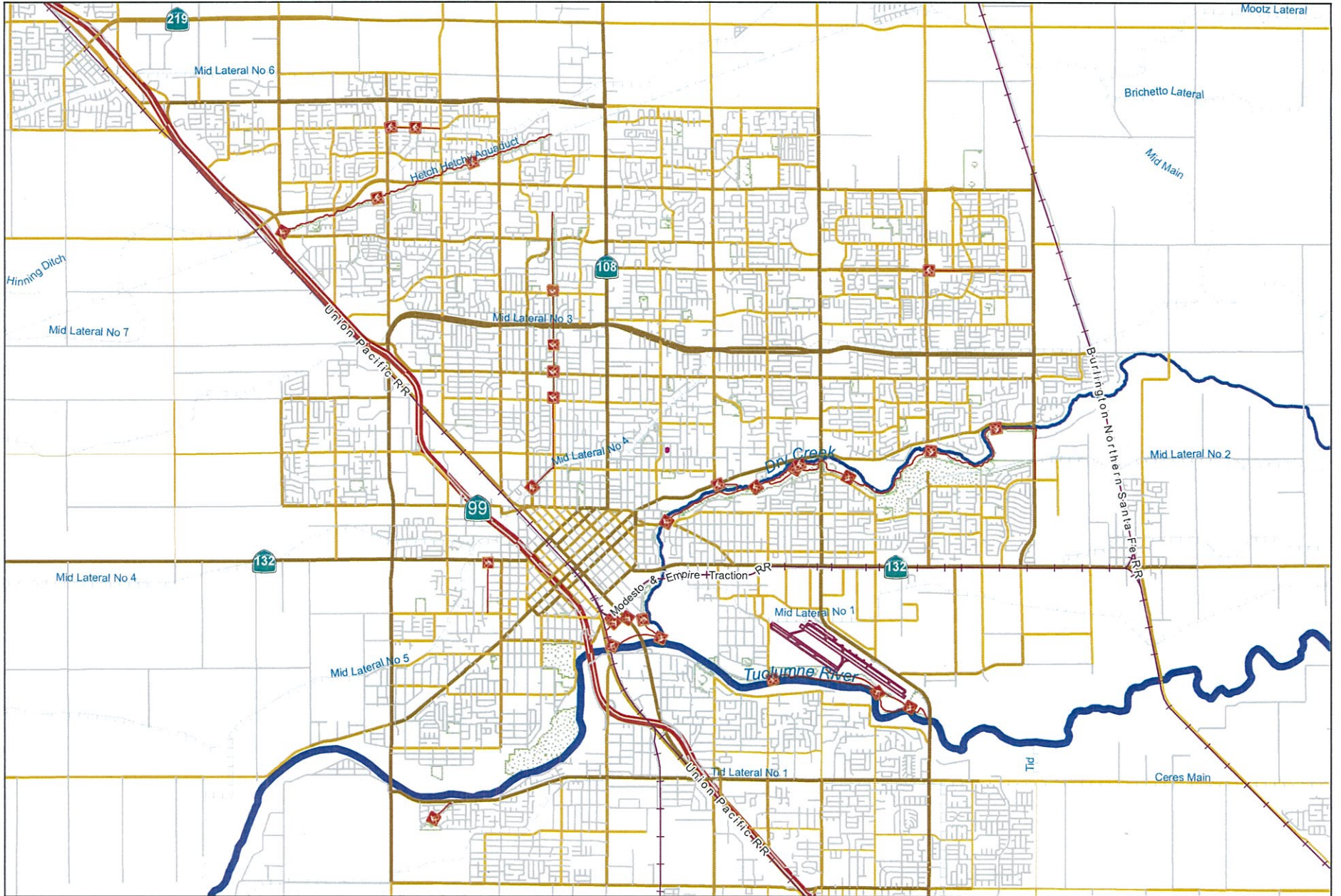
Cost Center: 49999 Category: Water Start Date: 2018
 Hosting Fund: Water Fund - CIP Projects-4180 Type Class: Water End Date: 2020
 Element Listing: Comm Svcs & Fac Area: System Wide Status: New
 Classification: Replace Manager: Davalos, Robert Const. Code: New or Future

Proj Desc: This project will provide funding for the construction of the surface improvements for Well 271. The project is intended to limit the amount of treatment and restore the Well to it's optimum capacity in the Del Rio Service Area. This project will provide engineering services during construction and construct the above ground improvements for the Well only. Work will constitute the construction of above ground pumps, piping and electrical work The drilling of the well is funded by CIP 100506.

Proj Stat: New

Expenditures	Budget	Actual+Commit	Available	Prop. Inc./Dec. for 18-19	Budget+Prop. Inc./Dec.	Avail.+Prop. Inc./Dec.	19-20	20-21	21-22	22-23	Total Budgeted up to 2023
CA Construction Admin	0	0	0	265,000	265,000	265,000	0	0	0	0	265,000
CCF City Const Forces	0	0	0	20,000	20,000	20,000	0	0	0	0	20,000
CON Construction	0	0	0	2,650,000	2,650,000	2,650,000	0	0	0	0	2,650,000
CTGY Contingency - CIP	0	0	0	265,000	265,000	265,000	0	0	0	0	265,000
EDA Eng/Design/Admin	0	0	0	200,000	200,000	200,000	0	0	0	0	200,000
Expenditure Totals:		0	0	3,400,000	3,400,000	3,400,000	0	0	0	0	3,400,000

Fund Balance Required	Budget+Prop. Inc./Dec.	Available+Prop. Inc./Dec.
Water Fund - CIP Projects-4180	3,400,000	3,400,000



City of Modesto

Project #: 101079

UTL - Well Flush Lines 2018-2019



City of Modesto: 2018-23 Capital Improvement Program

UTL - Well Flush Lines 2018-2019

101079

Capital Un-sponsored

Cost Center: 49999 Category: Water Start Date: 2018
 Hosting Fund: Water Fund - CIP Projects-4180 Type Class: Water End Date: 2020
 Element Listing: Comm Svcs & Fac Area: System Wide Status: New
 Classification: Replace Manager: Davalos, Robert Const. Code: New or Future

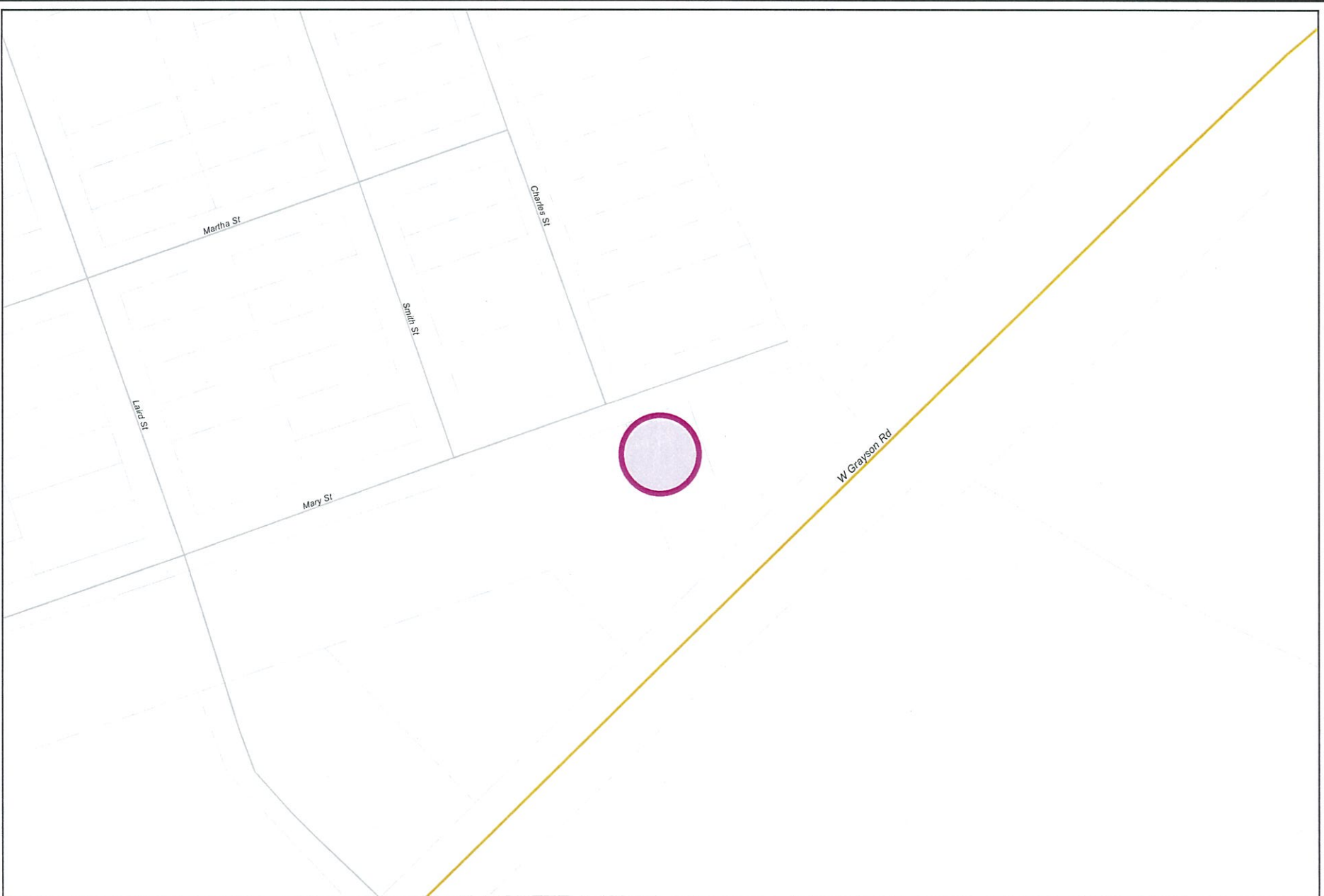
Proj Desc: Installations of flush lines at well sites are imperative for the overall health of the water system. Flushing wells facilitate cleaning and aid in the sampling process prior to bringing wells back online. Water is forced through pipes from the well at high velocity, removing accumulated mineral sediment until the water is within acceptable regulatory limits. Water Services identified wells 216, 269, 284, 285, 307 & 312 that are in need of immediate attention and require a flush line to be installed. The project will install a flush line at each well site location wherein a sanitary sewer pipeline will transfer water from the well site to the City's wastewater collections system.

Proj Stat: New

Expenditures	Budget	Actual+Commit	Available	Prop. Inc./Dec. for 18-19	Budget+Prop. Inc./Dec.	Avail.+Prop. Inc./Dec.	19-20	20-21	21-22	22-23	Total Budgeted up to 2023
CA Construction Admin	0	0	0	90,000	90,000	90,000	0	0	0	0	90,000
CCF City Const Forces	0	0	0	50,000	50,000	50,000	0	0	0	0	50,000
CON Construction	0	0	0	900,000	900,000	900,000	0	0	0	0	900,000
CTGY Contingency - CIP	0	0	0	90,000	90,000	90,000	0	0	0	0	90,000
EDA Eng/Design/Admin	0	0	0	72,000	72,000	72,000	0	0	0	0	72,000
Expenditure Totals:		0	0	1,202,000	1,202,000	1,202,000	0	0	0	0	1,202,000

Fund Balance Required	Budget+Prop. Inc./Dec.	Available+Prop. Inc./Dec.
Water Fund - CIP Projects-4180	1,202,000	1,202,000

500



City of Modesto

Project #: 101080

UTL - Grayson Replacement Well 274 (Surface Improvements)



City of Modesto: 2018-23 Capital Improvement Program

UTL - Grayson Replacement Well 274 (Surface Improvements)

101080

Capital Un-sponsored

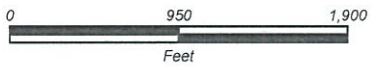
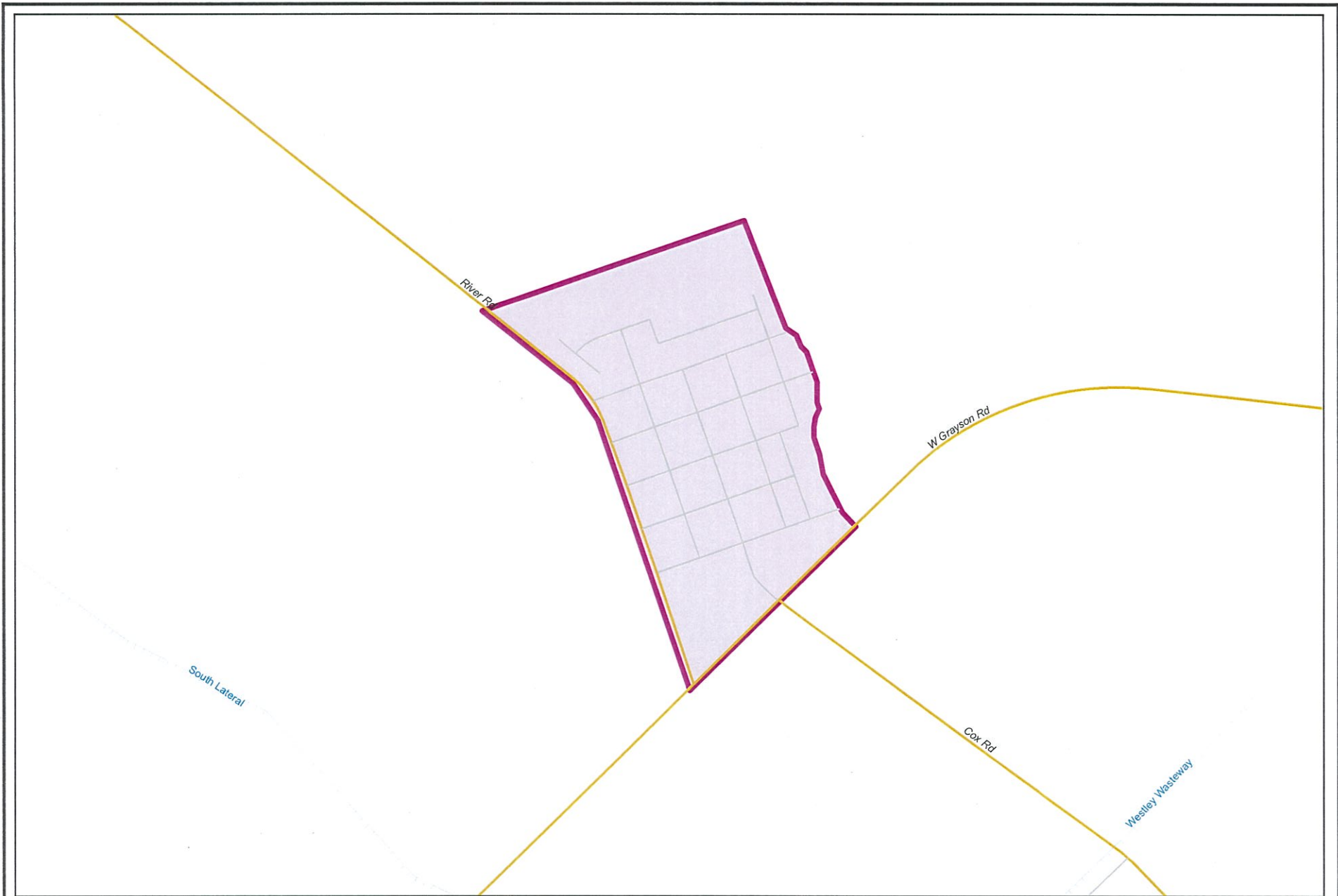
Cost Center: 49999 *Category:* Water *Start Date:* 2018
Hosting Fund: Water Fund - CIP Projects-4180 *Type Class:* Water *End Date:* 2020
Element Listing: Comm Svcs & Fac *Area:* System Wide *Status:* New
Classification: Replace *Manager:* Davalos, Robert *Const. Code:* New or Future

Proj Desc: This project will provide funding for the replacement of Well 274 in Grayson. Well 274 was constructed in 1987 by cable tool method to a total depth of 188 bgs for production of 220 gpm. Well 274 is currently active active and serves Grayson. The project intends to limit the potential of nitrates and restore the Well to it's optimum production. The funding for this portion of the project will fund only the surface improvements which will consist of the well pump, above ground piping, mehcanical and electrical work.

Proj Stat: New

Expenditures	Budget	Actual+Commit	Available	Prop. Inc./Dec. for 18-19	Budget+Prop. Inc./Dec.	Avail.+Prop. Inc./Dec.	19-20	20-21	21-22	22-23	Total Budgeted up to 2023
CA Construction Admin	0	0	0	200,000	200,000	200,000	0	0	0	0	200,000
CCF City Const Forces	0	0	0	20,000	20,000	20,000	0	0	0	0	20,000
CON Construction	0	0	0	2,000,000	2,000,000	2,000,000	0	0	0	0	2,000,000
EDA Eng/Design/Admin	0	0	0	100,000	100,000	100,000	0	0	0	0	100,000
Expenditure Totals:		0	0	2,320,000	2,320,000	2,320,000	0	0	0	0	2,320,000

Fund Balance Required	Budget+Prop. Inc./Dec.	Available+Prop. Inc./Dec.
Water Fund - CIP Projects-4180	2,320,000	2,320,000



City of Modesto
Project #: 101081
UTL - Grayson System Improvements



City of Modesto: 2018-23 Capital Improvement Program

UTL - Grayson System Improvements

101081

Capital Un-sponsored

<i>Cost Center:</i> 49999	<i>Category:</i> Water	<i>Start Date:</i> 2018
<i>Hosting Fund:</i> Water Fund - CIP Projects-4180	<i>Type Class:</i> Water	<i>End Date:</i> 2020
<i>Element Listing:</i> Comm Svcs & Fac	<i>Area:</i> System Wide	<i>Status:</i> New
<i>Classification:</i> Maint	<i>Manager:</i> Bryant, Tamorah	<i>Const. Code:</i> New or Future

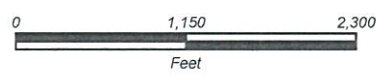
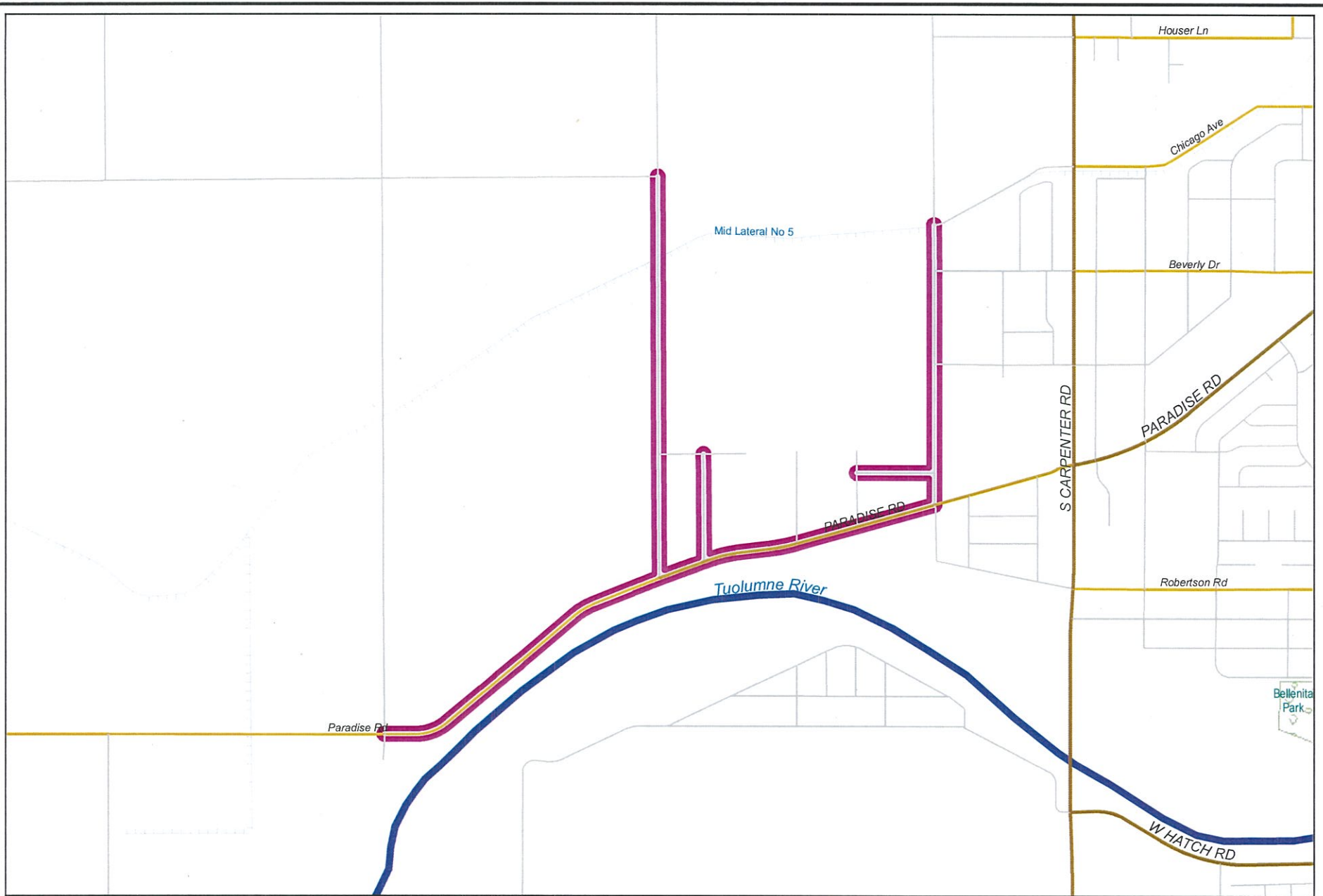
Proj Desc: The project will seek alternative funding sources for the specific improvements required for the Grayson Service Area (per the Water System Engineer's Report and Water Master Plan), including replacement of existing wells, addition of a wellhead treatment system, replacement of Tank 9, addition of booster pump capacity, and replacement of distribution mains. The project will fund the preparation and submittal of applications for \$500k in Prop 1 Planning grants, and implementation funding for the estimated \$8.7M in improvements (includes Replacement Well 274), with the potential of receiving up to \$5M in grant assistance, along with additional grants or principal forgiveness. One the alternative funding sources are in place, the project will design and construct improvements as funding permits.

Proj Stat: NEW

Expenditures	Budget	Actual+Commit	Available	Prop. Inc./Dec. for 18-19	Budget+Prop. Inc./Dec.	Avail.+Prop. Inc./Dec.	19-20	20-21	21-22	22-23	Total Budgeted up to 2023
CCF City Const Forces	0	0	0	10,000	10,000	10,000	0	0	0	0	10,000
EDA Eng/Design/Admin	0	0	0	1,100,000	1,100,000	1,100,000	0	0	0	0	1,100,000
Expenditure Totals:		0	0	1,110,000	1,110,000	1,110,000	0	0	0	0	1,110,000

Fund Balance Required	Budget+Prop. Inc./Dec.	Available+Prop. Inc./Dec.
Water Fund - CIP Projects-4180	1,110,000	1,110,000

503



City of Modesto

Project #: 101082

UTL - Paradise Strengthen & Replace Water Mains Phase 2



City of Modesto: 2018-23 Capital Improvement Program

UTL - Paradise Strengthen & Replace Water Mains Phase 2

101082

Capital Un-sponsored

Cost Center: 49999 *Category:* Water *Start Date:* 2018
Hosting Fund: Water Fund - CIP Projects-4180 *Type Class:* Water *End Date:* 2021
Element Listing: Comm Svcs & Fac *Area:* System Wide *Status:* New
Classification: Replace *Manager:* Davalos, Robert *Const. Code:* New or Future

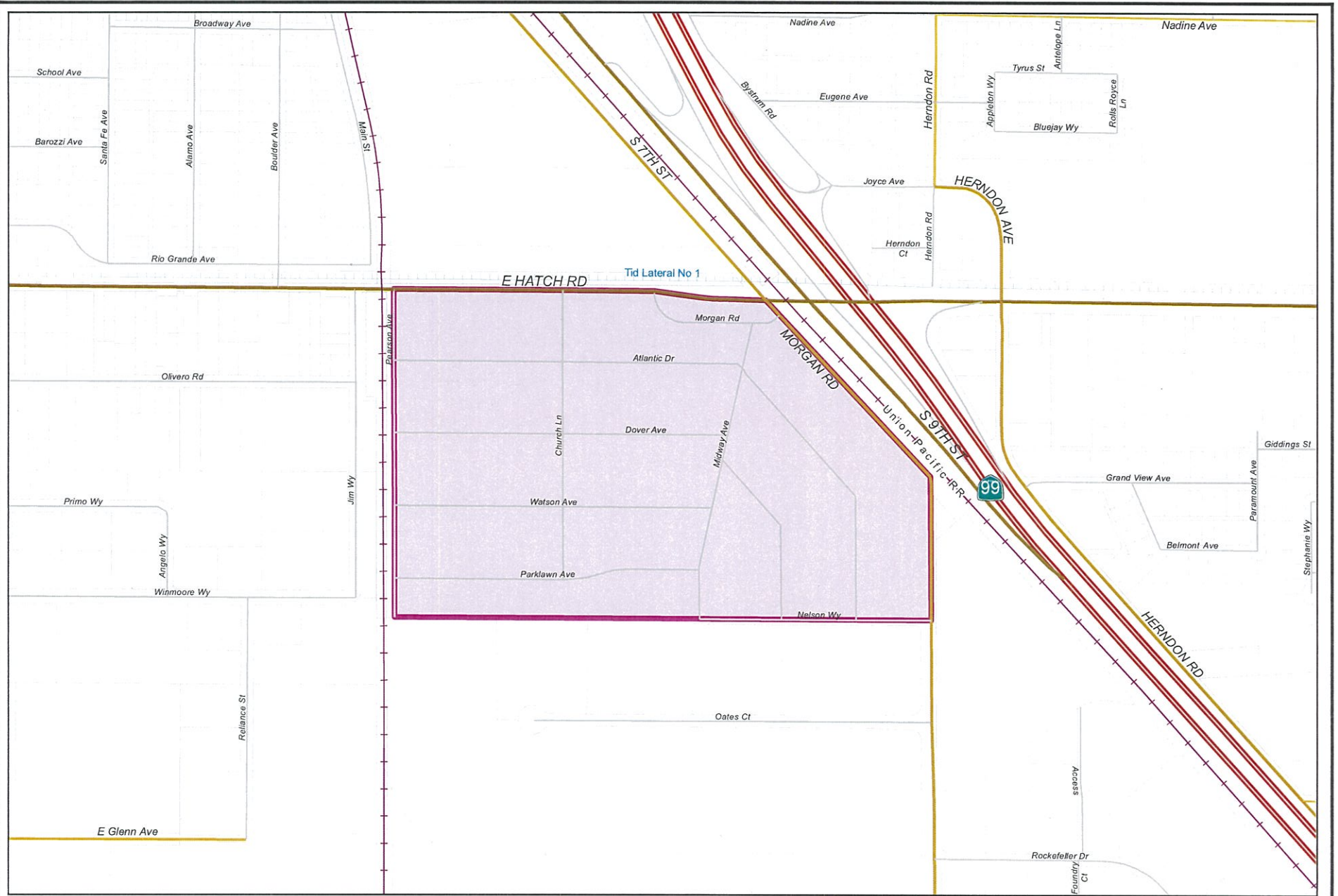
Proj Desc: Existing water lines in the Paradise / Ohio/Grimes are approximately 60 year old steel mains that are small in diameter and need to be replaced in accordance with industry standard practice. This project is the second phase which will provide funding to install new 8" and 12" water lines with individual residential services and additional fire hydrants. Improvements to Grimes Avenue north of Paradise, Ohio Ave, north of Paradise to MID canal, Michel Ave., Mosher Ave. and Paradise (Pauline to Ohio)

Proj Stat: New

Expenditures	Budget	Actual+Commit	Available	Prop. Inc./Dec. for 18-19	Budget+Prop. Inc./Dec.	Avail.+Prop. Inc./Dec.	19-20	20-21	21-22	22-23	Total Budgeted up to 2023
CA Construction Admin	0	0	0	230,000	230,000	230,000	0	0	0	0	230,000
CCF City Const Forces	0	0	0	25,000	25,000	25,000	0	0	0	0	25,000
CON Construction	0	0	0	2,300,000	2,300,000	2,300,000	0	0	0	0	2,300,000
EDA Eng/Design/Admin	0	0	0	45,000	45,000	45,000	0	0	0	0	45,000
LA Land Acquisition	0	0	0	11,000	11,000	11,000	0	0	0	0	11,000
Expenditure Totals:		0	0	2,611,000	2,611,000	2,611,000	0	0	0	0	2,611,000

Fund Balance Required	Budget+Prop. Inc./Dec.	Available+Prop. Inc./Dec.
Water Fund - CIP Projects-4180	2,611,000	2,611,000

505



City of Modesto

Project #: 101083

UTL - Parklawn Neighborhood Strengthen & Replace Water Mains



City of Modesto: 2018-23 Capital Improvement Program

UTL - Parklawn Neighborhood Strengthen & Replace Water Mains

101083

Capital Un-sponsored

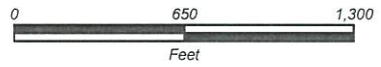
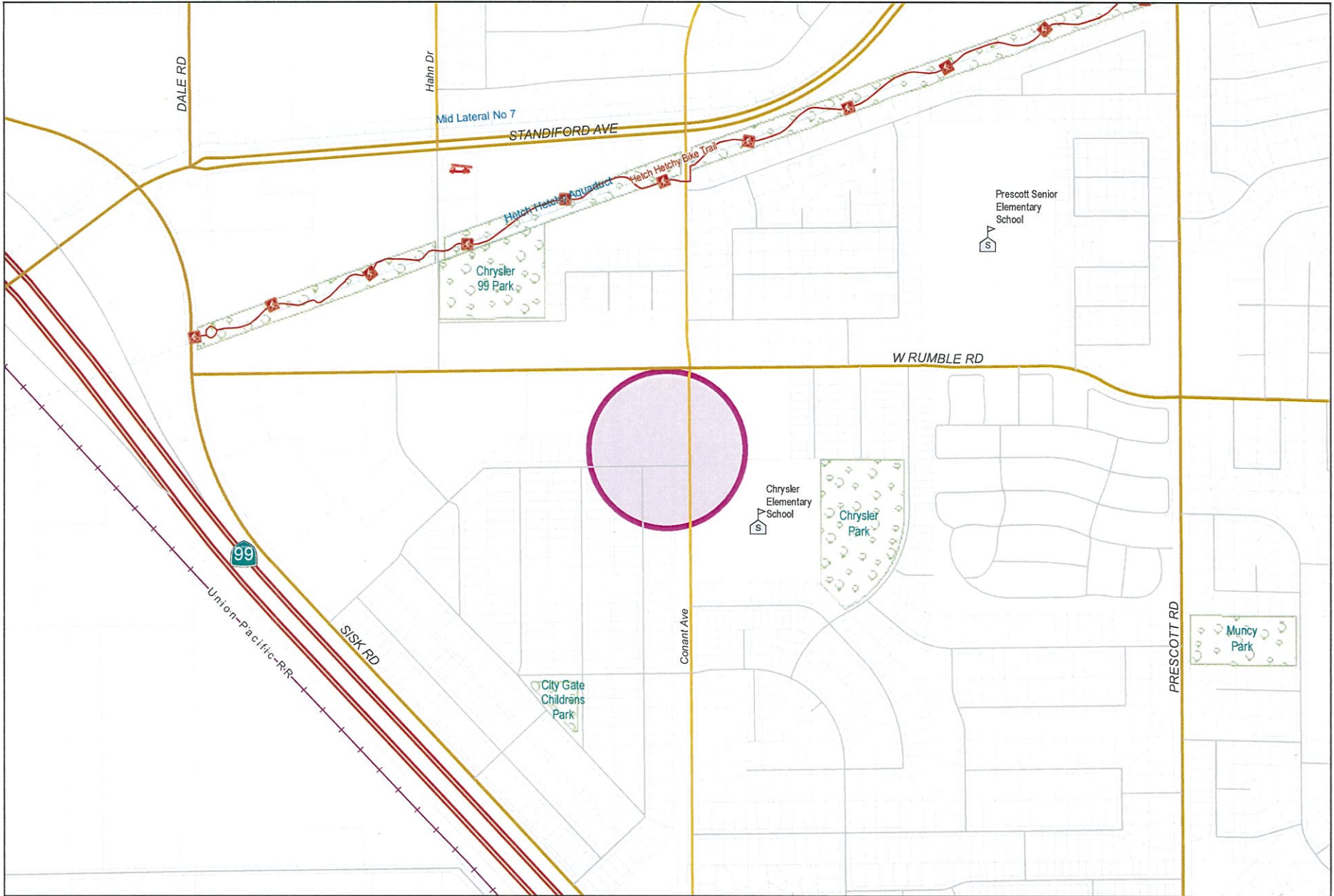
Cost Center: 49999 *Category:* Water *Start Date:* 2018
Hosting Fund: Water Fund - CIP Projects-4180 *Type Class:* Water *End Date:* 2022
Element Listing: Comm Svcs & Fac *Area:* System Wide *Status:* New
Classification: Replace *Manager:* Davalos, Robert *Const. Code:* New or Future

Proj Desc: This project will replace existing water mains within the Parklawn Neighborhood area generally bounded by Morgan on the East , Hatch on the North, Pearson on the West, and Nelson on the South. Existing water mains in this area are old, undersized steel mains which are prone to leaking and low pressures. This project will replace the existing system with City standard water mains, valves and hydrants to improve system reliability, flows and pressures. Project design will begin in summer 2018, with construction anticipated to begin in 2020.

Proj Stat: New

Expenditures	Budget	Actual+Commit	Available	Prop. Inc./Dec. for 18-19	Budget+Prop. Inc./Dec.	Avail.+Prop. Inc./Dec.	19-20	20-21	21-22	22-23	Total Budgeted up to 2023
CA Construction Admin	0	0	0	171,000	171,000	171,000	0	0	0	0	171,000
CCF City Const Forces	0	0	0	50,000	50,000	50,000	0	0	0	0	50,000
CON Construction	0	0	0	2,200,000	2,200,000	2,200,000	0	0	0	0	2,200,000
CTGY Contingency - CIP	0	0	0	176,000	176,000	176,000	0	0	0	0	176,000
EDA Eng/Design/Admin	0	0	0	250,000	250,000	250,000	0	0	0	0	250,000
Expenditure Totals:		0	0	2,847,000	2,847,000	2,847,000	0	0	0	0	2,847,000

Fund Balance Required	Budget+Prop. Inc./Dec.	Available+Prop. Inc./Dec.
Water Fund - CIP Projects-4180	2,847,000	2,847,000



City of Modesto

Project #: 101084

UTL - Replacement Well 226 Surface Improvements



UTL - Replacement Well 226 Surface Improvements

101084
Capital Unspponsored

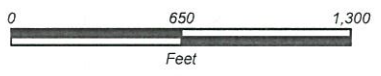
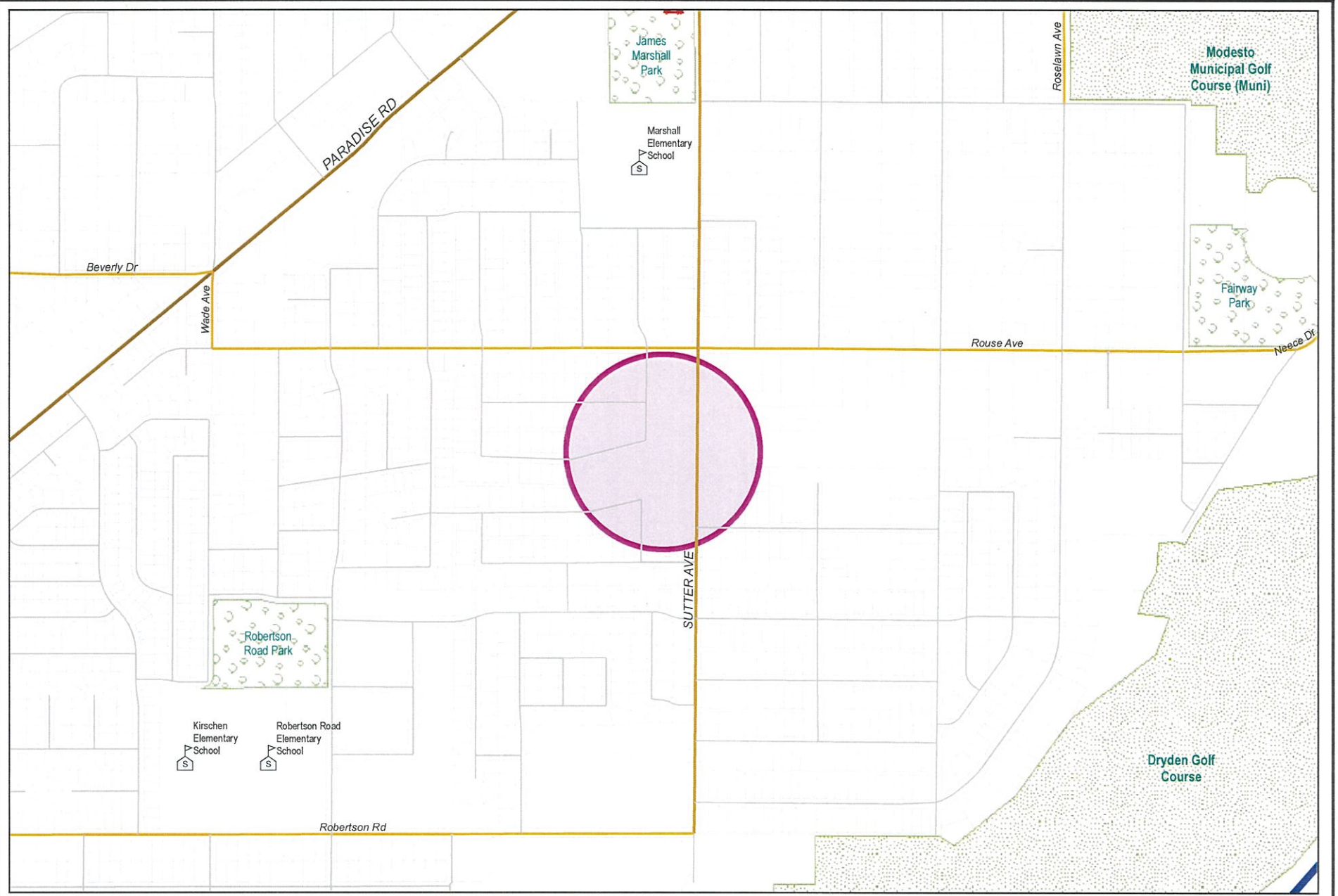
Cost Center: 49999 **Category:** Water
Hosting Fund: Water Fund - CIP Projects-4180 **Type Class:** Water
Element Listing: Comm Svcs & Fac **Area:** System Wide
Classification: Replace **Manager:** Davalos, Robert
Start Date: 2018
End Date: 2021
Status: New
Const. Code: New or Future

Proj Desc: This project will provide funding for the construction of the surface improvements for Well 226. The project is intended to limit the amount of treatment and restore the Well to it's optimum capacity. This project will provide engineering services during construction and construct the above ground improvements for the Well only. Work will constitute the construction of above ground pumps, piping and electrical work. The drilling of the well will be funded by another CIP.

Proj Stat: New

Expenditures	Budget	Actual+Commil	Available	Prop. Inc./Dec. for 18-19	Budget+Prop. Inc./Dec.	Avail. +Prop. Inc./Dec.	19-20	20-21	21-22	22-23	Total Budgeted up to 2023
							0	0	0	0	
CA Construction Admin	0	0	0	200,000	200,000	200,000	0	0	0	0	200,000
CCF City Const Forces	0	0	0	15,000	15,000	15,000	0	0	0	0	15,000
CON Construction	0	0	0	2,000,000	2,000,000	2,000,000	0	0	0	0	2,000,000
CTGY Contingency - CIP	0	0	0	200,000	200,000	200,000	0	0	0	0	200,000
EDA Eng/Design/Admin	0	0	0	100,000	100,000	100,000	0	0	0	0	100,000
Expenditure Totals:	0	0	0	2,515,000	2,515,000	2,515,000	0	0	0	0	2,515,000

Fund Balance Required
 Budget+Prop. Inc./Dec. Available+Prop. Inc./Dec.
 Water Fund - CIP Projects-4180 2,515,000 2,515,000



City of Modesto

Project #: 101085

UTL - Replacement Well 229 (Surface Improvements)



City of Modesto: 2018-23 Capital Improvement Program

UTL - Replacement Well 229 (Surface Improvements)

101085

Capital Un-sponsored

<i>Cost Center:</i> 49999	<i>Category:</i> Water	<i>Start Date:</i> 2018
<i>Hosting Fund:</i> Water Fund - CIP Projects-4180	<i>Type Class:</i> Water	<i>End Date:</i> 2021
<i>Element Listing:</i> Comm Svcs & Fac	<i>Area:</i> System Wide	<i>Status:</i> New
<i>Classification:</i> Replace	<i>Manager:</i> Davalos, Robert	<i>Const. Code:</i> New or Future

Proj Desc: This project will provide funding for the construction of the surface improvements for Well 229. The project is intended to limit the amount of treatment and restore the Well to its optimum capacity. This project will provide engineering services during construction and construct the above ground improvements for the Well only. Work will constitute the construction of above ground pumps, piping and electrical work. The drilling of the well will be funded by another CIP.

Proj Stat: New

Expenditures	Budget	Actual+Commit	Available	Prop. Inc./Dec. for 18-19	Budget+Prop. Inc./Dec.	Avail.+Prop. Inc./Dec.	19-20	20-21	21-22	22-23	Total Budgeted up to 2023
CA Construction Admin	0	0	0	200,000	200,000	200,000	0	0	0	0	200,000
CCF City Const Forces	0	0	0	15,000	15,000	15,000	0	0	0	0	15,000
CON Construction	0	0	0	2,000,000	2,000,000	2,000,000	0	0	0	0	2,000,000
CTGY Contingency - CIP	0	0	0	200,000	200,000	200,000	0	0	0	0	200,000
EDA Eng/Design/Admin	0	0	0	220,000	220,000	220,000	0	0	0	0	220,000
Expenditure Totals:		0	0	2,635,000	2,635,000	2,635,000	0	0	0	0	2,635,000

Fund Balance Required	Budget+Prop. Inc./Dec.	Available+Prop. Inc./Dec.
Water Fund - CIP Projects-4180	2,635,000	2,635,000

THIS PAGE LEFT BLANK
INTENTIONALLY