



DECEMBER 2019

CITY MANAGER'S UPDATE

Monthly Report to the City of Modesto
City Council & Community

City Managers Monthly Update



Table of Contents

Monthly Financials.....	3
Police Department....	9
Measure L Projects....	10
SB 1 Project.....	14
Parks, Recreation & Neighborhoods	15
Public Works.....	16
Utilities.....	18
Design Phase.....	24

Council and Community:

Please accept this progress report on several major initiatives as part of the City's Capital Improvement Program. In the pages that follow, you'll find an in-depth look at this progress.

Here's a snapshot of accomplishments for the month of December:

- **Public Works** completed over 12 miles of slurry seal for an SB 1 project and repainted the first commuter bus as part of a rebranding effort. Additionally, 48 MAX buses were upgraded with new video surveillance equipment. More information on these projects can be found on pages 14 and 16.
- In the Financial Report, you will see that the City has received revenues in the amount of \$5.79 million in the month of December 2019. To date, the General Fund has received approximately 49.5% of the total budgeted revenues for Fiscal Year 2019-20. The city has expended \$11.53 million in General Fund dollars, which represents approximately 7.6% of the total FY 2019-20 Operating Budget. The financial report can be found on page 3.
- **Community & Economic Development** celebrated the start of excavation at the site of the new State Route 132. More from CED on page 10.
- The **Utilities Department** is preparing to move into the new Water Corporation Yard, where fixtures, appliances, carpet, and flooring has been installed. Significant work was accomplished on the Bermuda Way Water Mains Strengthen and Place project. More on page 18.
- In **Parks, Recreation & Neighborhoods**, general construction was completed on the new Enslin Park Outdoor Venue space, including playground assembly and safety checks, plaza concrete work, and electrical/lighting. More on page 15.
- Starting on page 9, the **Police Department** reports on crime and arrests, including a year to date comparison.

I look forward to presenting on the progress of these and many other projects when I report out from the beginning of 2020. For now, please feel free to share with your constituents.

A handwritten signature in blue ink that reads "Joseph P. Lopez". The signature is fluid and cursive, with a long, sweeping tail on the final letter.

Joseph P. Lopez
City Manager

Fiscal Year 2019-20

December 2019 Monthly Financial Report

City of Modesto, California

Through December 31, 2019*

General Fund Overview

	Monthly Actuals Received/ Expended	Monthly % of Total Budget	YTD Actuals	2019-20 Operating Budget	% of Total Budget Received/ Expended
Revenues	\$ 5,798,859	4.0%	\$ 37,262,179	\$ 143,483,147	26.0%
Expenditures	\$ 11,537,101	7.6%	\$ 74,946,498	\$ 151,334,352	49.5%
Revenue Over Expenditure Variance	\$ (5,738,242)		\$ (37,684,319)	\$ (7,851,205)	

Summary

Revenue Overview

In the month of December, the City received revenues in the amount of \$5.79M (4.0% of budget). These revenues are \$12.8M less than the amount received in the same month last year. This variance is due to the receipt of the first property tax payment in December 2018 and sales tax true up to address low receipt in November 2018. We have not received the December 2019 property tax payment. The City should receive the first property tax payment in January 2020. Fiscal-year-to-date, the City has received \$37.26M (26.0% of budget) in revenues, which are \$5.4M less than the amount received in the same period last year. Again, this is due to the lack of the first property tax receipt in December 2019. Fiscal Year 2019-20 includes the Oakdale Fire Service contract which has fiscal-year-to-date revenue of \$2.31M. There will be additional revenues that are expected to be received for FY 2019-20. These revenues include our annual payments of Property Tax which are received in two installments typically in the months of December/January and May/June. Sales Tax will also be received on a monthly basis but is usually received from the State two months in arrears. These are large revenue sources for the City and ones that are monitored closely. Another revenue source that will be monitored closely throughout the year will be Cannabis tax revenues. This year will be the first full year of Cannabis tax revenues that the City will receive. These will be monitored on a monthly basis and will be adjusted if needed at the mid-year.

Expenditure Overview

In the month of December, the City has expended \$11.53M (7.6% of budget) in General Fund dollars. These expenditures are \$1.1M more than the amount spent in the same month last year. Fiscal-year-to-date, the City has expended \$74.9M (49.5% of budget), which is \$6.63M greater than the amount spent in the same period last year. This increase is partially due to the CalPERS Unfunded Accrued Liability lump sum payment that is required at the beginning of the fiscal year in July. This payment was in the amount of \$14.41 million for the General Fund portion of the expense. This is approximately \$2.56M higher than the amount that was paid in FY 2018-19. Fiscal Year 2019-20 also includes additional expenditures related to newly approved labor contracts and the inclusion of the Oakdale Fire Service contract which had fiscal-year-to-date expenditure of \$1.84M.

The majority of expenditures that occurred during the month of December 2019 originated from the Public Safety Departments (\$8.05M of the total \$10.01M) and were mainly related to salary and benefit charges. The salary and benefit expenses for the Police and Fire Departments totaled \$6.11 million in the month of December. All remaining salary and benefit expenditures from General Fund departments totaled \$1.44 million, for total salary and benefit expenditure of \$7.55M.

Fiscal Year 2019-20

December 2019 Monthly Financial Report

City of Modesto, California

Through December 31, 2019*

General Fund Revenues Overview

	Revenue Category	Monthly Actuals Received	Monthly % of Total Budget	YTD Actuals	2019-20 Operating Budget	% of Total Budget Received
1	Property Tax - Property	52,143	0.3%	328,561	17,817,458	1.8%
2	Property Tax - VLF Swap	-	0.0%	-	17,893,250	0.0%
3	Sales Tax	2,369,589	7.2%	10,320,871	32,975,258	31.3%
4	Utility Users Tax	1,221,934	5.7%	8,088,195	21,329,733	37.9%
5	Business License/Mill Tax	175,274	1.3%	4,429,293	13,207,324	33.5%
6	Franchise Fees	17,142	0.3%	1,206,123	5,005,700	24.1%
7	Transient Occupancy Tax	101,004	3.3%	1,042,062	3,020,000	34.5%
8	Construction Revenues	169,754	6.7%	984,572	2,526,448	39.0%
9	Departmental Revenues	1,484,008	6.4%	9,881,723	23,192,336	42.6%
10	Motor Vehicle Fees	52,956	20.6%	107,006	257,000	41.6%
11	Cannabis Tax	155,055	2.9%	873,773	5,275,000	16.6%
12	Transfers In	-	0.0%	-	983,640	0.0%
	Total	5,798,859	4.0%	37,262,179	143,483,147	26.0%

Monthly Actuals Notes

- 1 **Property Tax -Property** - At this point in time, the City has not received either installment of Property Tax but should receive the first installment by January of this fiscal year.
- 2 **Property Tax - VLF Swap** - At this point in time, the City has not received either installment of Property Tax - VLF Swap but should receive the first installment by January of this fiscal year.
- 3 **Sales Tax** - The City received Sales Tax payment in the amount of \$2.37M. This payment is \$4.0M less than the amount received in the same month last year. December 2018 included a true up payment to account for November 2018 revenues. Fiscal-year-to-date, the City has received \$10.32M in revenues, which are \$708K less than the amount received in the same period last year.
- 4 **Utility Users Tax** - The City received Utility Users Tax payment in the amount of \$1.22M. This payment is \$98K less than the amount received in the same month last year. Fiscal-year-to-date, the City has received \$8.09M in revenues, which are \$56K less than the amount received in the same period last year.
- 5 **Business License/Mill Tax** - The City received Business License/Mill Tax payment in the amount of \$175K. This payment is \$58K greater than the amount received in the same month last year. Fiscal-year-to-date, the City has received \$4.43M in revenues, which are \$27K greater than the amount received in the same period last year.
- 9 **Departmental Revenues** - The City received Departmental revenues in the amount of \$1.5M. These revenues are \$280K greater than the amount received in the same month last year. Fiscal-year-to-date, the City has received \$9.88M in revenues, which are \$3.6M greater than the amount received in the same period last year.
- 11 **Cannabis Tax** - The City received Cannabis Tax payment in the amount of \$155K. This payment is \$155K greater than the amount received in the same month last year. Fiscal-year-to-date, the City has received \$874K in revenues, which are \$874K greater than the amount received in the same period last year.
- 12 **Transfers In** - To date no transfers in to the General Fund have been made in the current Fiscal Year. Transfers In to the General Fund typically occur at the end of the fiscal year.

Fiscal Year 2019-20

December 2019 Monthly Financial Report

City of Modesto, California

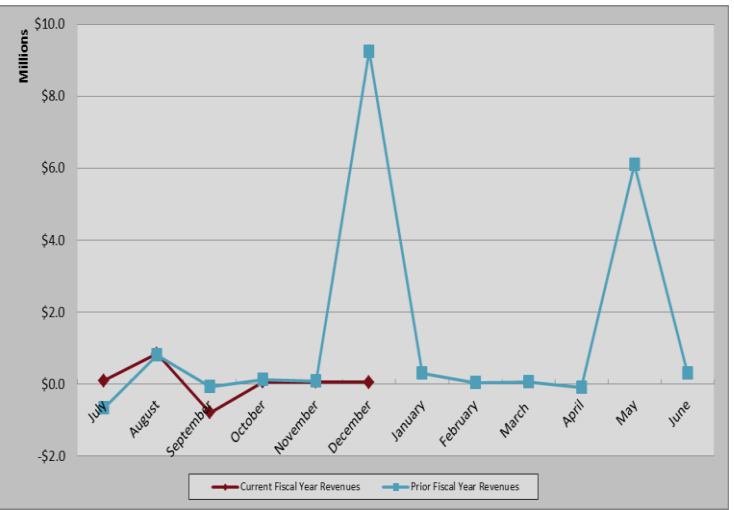
Through December 31, 2019*

General Fund Revenue Overview

GENERAL FUND MAJOR REVENUE SOURCES

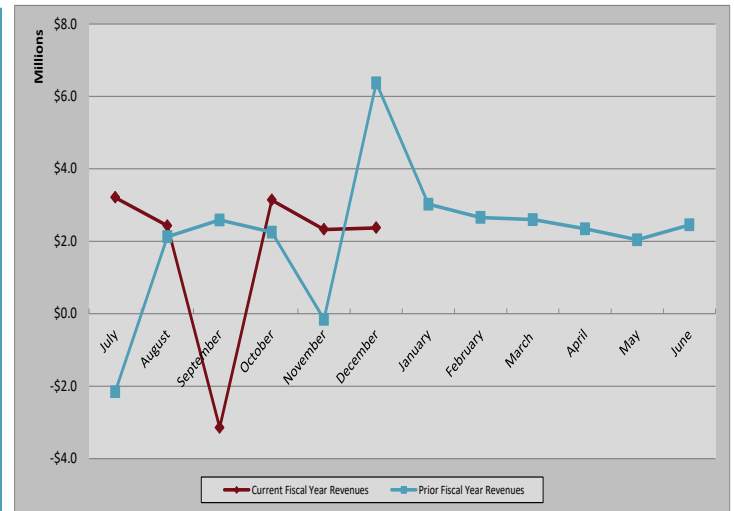
Property Tax - Property

	Current Fiscal Year Revenues	Prior Fiscal Year Revenues	Year-over-Year Variance
July	\$ 95,910	\$ (661,440)	\$ 757,350
August	\$ 846,356	\$ 815,225	\$ 31,131
September	\$ (791,826)	\$ (70,223)	\$ (721,603)
October	\$ 63,852	\$ 125,938	\$ (62,086)
November	\$ 62,126	\$ 91,447	\$ (29,321)
December	\$ 52,143	\$ 9,253,626	\$ (9,201,483)
January		\$ 302,701	\$ (302,701)
February		\$ 41,210	\$ (41,210)
March		\$ 63,041	\$ (63,041)
April		\$ (87,212)	\$ 87,212
May		\$ 6,098,948	\$ (6,098,948)
June		\$ 316,654	\$ (316,654)
Totals	\$ 328,561	\$ 16,289,915	\$ (15,961,354)



Sales Tax

	Current Fiscal Year Revenues	Prior Fiscal Year Revenues	Year-over-Year Variance
July	\$ 3,208,300	\$ (2,154,776)	\$ 5,363,076
August	\$ 2,427,714	\$ 2,128,188	\$ 299,526
September	\$ (3,145,414)	\$ 2,586,826	\$ (5,732,240)
October	\$ 3,135,942	\$ 2,249,638	\$ 886,304
November	\$ 2,324,740	\$ (155,177)	\$ 2,479,917
December	\$ 2,369,589	\$ 6,373,867	\$ (4,004,278)
January		\$ 3,023,700	\$ (3,023,700)
February		\$ 2,657,963	\$ (2,657,963)
March		\$ 2,599,642	\$ (2,599,642)
April		\$ 2,344,928	\$ (2,344,928)
May		\$ 2,042,062	\$ (2,042,062)
June		\$ 2,451,608	\$ (2,451,608)
Totals	\$ 10,320,871	\$ 26,148,469	\$ (15,827,598)



*Reflects Amounts for December 31, 2019 as of January 8, 2020. These amounts can still change. 5

Fiscal Year 2019-20

December 2019 Monthly Financial Report

City of Modesto, California

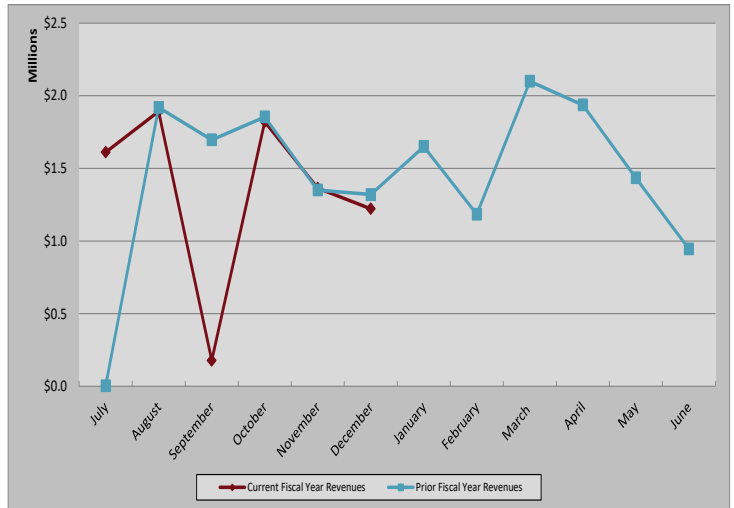
Through December 31, 2019*

General Fund Revenue Overview

GENERAL FUND MAJOR REVENUE SOURCES

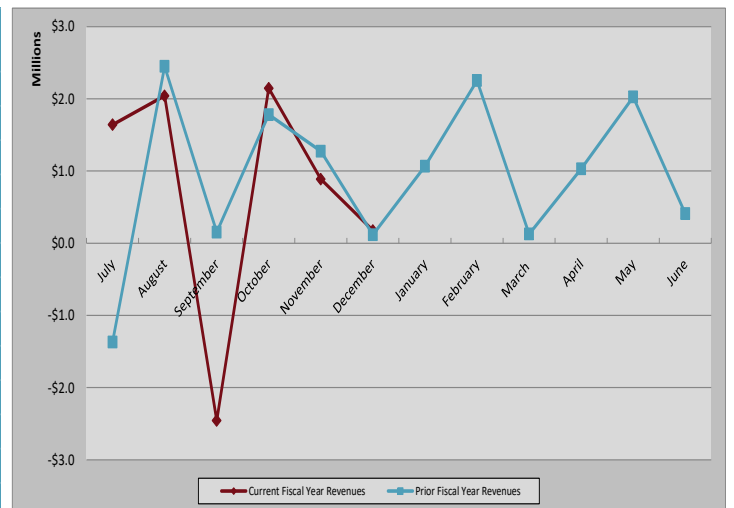
Utility Users Tax

	Current Fiscal Year Revenues	Prior Fiscal Year Revenues	Year-over-Year Variance
July	\$ 1,611,114	\$ 3,107	\$ 1,608,007
August	\$ 1,891,556	\$ 1,919,299	\$ (27,743)
September	\$ 177,863	\$ 1,696,197	\$ (1,518,334)
October	\$ 1,820,982	\$ 1,853,877	\$ (32,895)
November	\$ 1,364,746	\$ 1,351,056	\$ 13,690
December	\$ 1,221,934	\$ 1,320,263	\$ (98,329)
January		\$ 1,649,990	\$ (1,649,990)
February		\$ 1,184,245	\$ (1,184,245)
March		\$ 2,099,274	\$ (2,099,274)
April		\$ 1,936,419	\$ (1,936,419)
May		\$ 1,434,383	\$ (1,434,383)
June		\$ 945,485	\$ (945,485)
Totals	\$ 8,088,195	\$ 17,393,595	\$ (9,305,400)



Business License/Mill Tax

	Current Fiscal Year Revenues	Prior Fiscal Year Revenues	Year-over-Year Variance
July	\$ 1,640,020	\$ (1,370,897)	\$ 3,010,917
August	\$ 2,040,410	\$ 2,448,106	\$ (407,696)
September	\$ (2,457,871)	\$ 153,525	\$ (2,611,396)
October	\$ 2,145,351	\$ 1,781,008	\$ 364,343
November	\$ 886,109	\$ 1,273,455	\$ (387,346)
December	\$ 175,274	\$ 117,310	\$ 57,964
January		\$ 1,064,672	\$ (1,064,672)
February		\$ 2,252,776	\$ (2,252,776)
March		\$ 126,989	\$ (126,989)
April		\$ 1,028,759	\$ (1,028,759)
May		\$ 2,025,281	\$ (2,025,281)
June		\$ 409,592	\$ (409,592)
Totals	\$ 4,429,293	\$ 11,310,576	\$ (6,881,283)



*Reflects Amounts for December 31, 2019 as of January 8, 2020. These amounts can still change. 6

Fiscal Year 2019-20

December 2019 Monthly Financial Report

City of Modesto, California

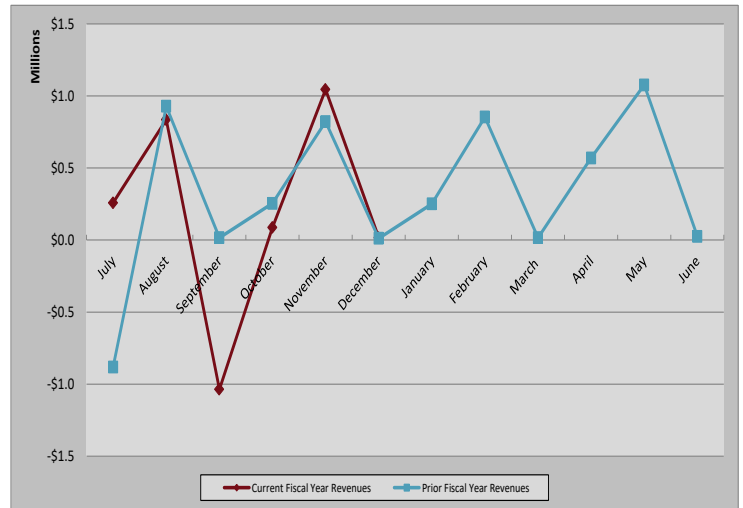
Through December 31, 2019*

General Fund Revenue Overview

GENERAL FUND MAJOR REVENUE SOURCES

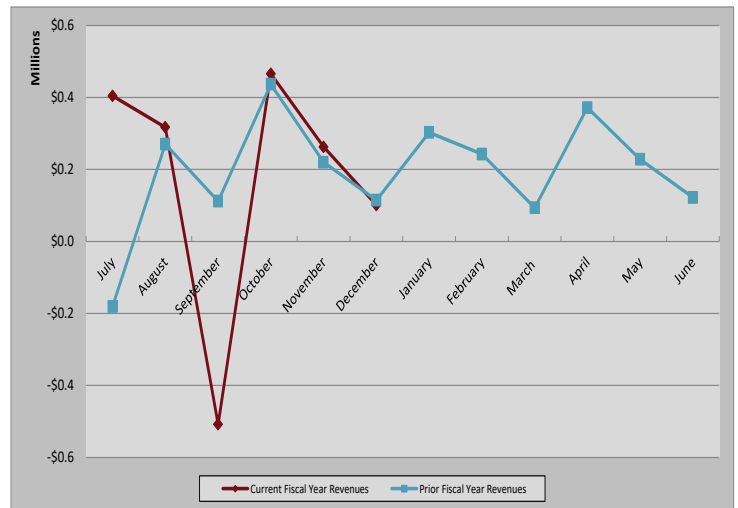
Franchise Fees

	Current Fiscal Year Revenues	Prior Fiscal Year Revenues	Year-over-Year Variance
July	\$ 258,115	\$ (880,874)	\$ 1,138,989
August	\$ 834,785	\$ 927,782	\$ (92,997)
September	\$ (1,035,280)	\$ 16,002	\$ (1,051,282)
October	\$ 86,955	\$ 253,956	\$ (167,001)
November	\$ 1,044,406	\$ 821,153	\$ 223,253
December	\$ 17,142	\$ 12,376	\$ 4,766
January		\$ 251,102	\$ (251,102)
February		\$ 853,169	\$ (853,169)
March		\$ 16,548	\$ (16,548)
April		\$ 569,561	\$ (569,561)
May		\$ 1,075,675	\$ (1,075,675)
June		\$ 25,222	\$ (25,222)
Totals	\$ 1,206,123	\$ 3,941,672	\$ (2,735,549)



Transient Occupancy Tax

	Current Fiscal Year Revenues	Prior Fiscal Year Revenues	Year-over-Year Variance
July	\$ 404,282	\$ (181,033)	\$ 585,315
August	\$ 316,968	\$ 270,418	\$ 46,550
September	\$ (508,270)	\$ 111,781	\$ (620,051)
October	\$ 465,633	\$ 436,595	\$ 29,038
November	\$ 262,445	\$ 219,974	\$ 42,471
December	\$ 101,004	\$ 114,398	\$ (13,394)
January		\$ 302,611	\$ (302,611)
February		\$ 242,530	\$ (242,530)
March		\$ 93,376	\$ (93,376)
April		\$ 371,538	\$ (371,538)
May		\$ 227,926	\$ (227,926)
June		\$ 122,013	\$ (122,013)
Totals	\$ 1,042,062	\$ 2,332,127	\$ (1,290,065)



*Reflects Amounts for December 31, 2019 as of January 8, 2020. These amounts can still change. 7

Fiscal Year 2019-20

December 2019 Monthly Financial Report

City of Modesto, California

Through December 31, 2019*

General Fund Expenditures Overview

	Department	Monthly Actuals Expended	Monthly % of Total Budget	YTD Actuals	2019/20 Operating Budget	% of Total Budget Expended
1	City Council	30,817	6.6%	242,840	469,126	51.8%
2	City Manager's Office	188,894	6.7%	1,537,802	2,816,315	54.6%
3	City Attorney's Office	75,131	3.4%	654,194	2,180,698	30.0%
4	City Clerks' Office	39,751	7.8%	276,520	508,021	54.4%
5	Office of the City Auditor	2,208	0.6%	42,049	351,271	12.0%
6	Finance Department	255,618	5.1%	2,354,533	5,007,840	47.0%
7	Community & Economic Development	420,531	6.3%	3,223,108	6,643,651	48.5%
8	Human Resources Department	79,632	4.7%	786,861	1,710,336	46.0%
9	Fire Department	3,319,429	8.1%	22,187,546	40,730,745	54.5%
10	Police Department	4,737,099	6.7%	35,654,390	71,194,459	50.1%
11	Parks, Recreation & Neighborhoods	823,908	6.8%	6,135,164	12,138,764	50.5%
12	Public Works Department	40,014	7.2%	263,438	557,605	47.2%
13	Non-Departmental	7,125	1.8%	71,109	395,000	18.0%
14	Transfers Out	1,516,946	22.9%	1,516,946	6,630,521	22.9%
	Total	11,537,103	7.6%	74,946,500	151,334,352	49.5%

Monthly Actuals Notes

- 1 **City Council** -The City Council had a total of \$30.8K in expenditures in the month of December 2019. \$23.0K of the expenditures were from salary and benefit expense, \$7.2K were for internal service fund changes, and \$0.6K were for discretionary expenses.
- 2 **City Manager's Office** - The City Manager's Office had a total of \$188.9K in expenditures in the month of December 2019. \$143.6K of the expenditures were from salary and benefit expense, \$13.0K were for internal service fund changes, and \$32.3K were for discretionary expenses.
- 3 **City Attorney's Office** - The City Attorney's Office had a total of \$75.1K in expenditures in the month of December 2019. \$46.2K of the expenditures were from salary and benefit expense, \$14.0K were for internal service fund changes, and \$14.9K were for discretionary expenses.
- 6 **Finance Department** - The Finance Department had a total of \$255.6K in expenditures in the month of December 2019. \$260.1K of the expenditures were from salary and benefit expense, \$33.2K were for internal service fund changes, and \$93.0K were for discretionary expenses. There was also \$130.6K received as an offsetting expense for direct charge revenue.
- 7 **Community & Economic Development** - The C&ED had a total of \$420.5K in expenditures in the month of December 2019. \$370.2K of the expenditures were from salary and benefit expense, \$51.3K were for internal service fund changes, and \$18.9K were for discretionary expenses. There was also \$19.9K received as an offsetting expense for direct charge revenue.
- 9 **Fire Department** - The Fire Department had a total of \$3.3M in expenditures in the month of December 2019. \$2.5M of the expenditures were from salary and benefit expense, \$77.9K were for internal service fund changes, and \$730.6K were for discretionary expenses.
- 10 **Police Department** - The Police Department had a total of \$4.7M in expenditures in the month of December 2019. \$3.6M of the expenditures were from salary and benefit expense, \$228.5K were for internal service fund changes, and \$1.0M were for discretionary expenses. There was also \$67.3K received as an offsetting expense for direct charge revenue.

MODESTO POLICE DEPARTMENT

UCR ARREST AND CRIME STATISTICS

2019

ARRESTS

MONTH	2017	2018	2019
JANUARY	969	1194	1007
FEBRUARY	941	1021	875
MARCH	1014	1306	1211
APRIL	1042	1057	1095
MAY	953	1181	1236
JUNE	939	1313	965
JULY	1059	1109	1069
AUGUST	1066	1104	1188
SEPTEMBER	1018	971	1010
OCTOBER	1049	964	912
NOVEMBER	1085	958	960
DECEMBER	1078	893	
TOTAL	12213	13071	11528

November 2019

YTD Comparison (2018 to 2019)

Crime Type	Over/Under	% Change
Part 1	-625	-7%
Auto Theft	-8	-1%
Commercial	72	16%
Larceny	-532	-11%
Residential	-36	-7%
Robbery	-18	-5%

PART 1

MONTH	2017	2018	2019
JANUARY	959	899	740
FEBRUARY	823	749	832
MARCH	900	802	788
APRIL	888	819	792
MAY	891	899	765
JUNE	827	761	728
JULY	884	802	770
AUGUST	893	804	699
SEPTEMBER	859	728	699
OCTOBER	891	775	698
NOVEMBER	864	748	650
TOTAL	9679	8786	8161

AUTO THEFT

MONTH	2017	2018	2019
JANUARY	124	115	106
FEBRUARY	114	91	99
MARCH	121	100	114
APRIL	111	88	100
MAY	146	110	95
JUNE	102	78	91
JULY	119	99	100
AUGUST	130	97	98
SEPTEMBER	104	100	108
OCTOBER	125	110	91
NOVEMBER	110	97	75
TOTAL	1306	1085	1077

COMMERCIAL BURG

MONTH	2017	2018	2019
JANUARY	59	52	51
FEBRUARY	47	41	73
MARCH	46	46	62
APRIL	49	46	57
MAY	55	46	53
JUNE	35	35	45
JULY	37	29	42
AUGUST	32	33	47
SEPTEMBER	32	35	38
OCTOBER	32	39	28
NOVEMBER	31	53	31
TOTAL	455	455	527

LARCENY

MONTH	2017	2018	2019
JANUARY	523	493	391
FEBRUARY	457	441	445
MARCH	493	437	418
APRIL	481	470	418
MAY	463	528	432
JUNE	480	450	400
JULY	486	439	425
AUGUST	479	477	360
SEPTEMBER	480	378	368
OCTOBER	512	427	393
NOVEMBER	506	410	368
TOTAL	5360	4950	4418

RESIDENTIAL BURG

MONTH	2017	2018	2019
JANUARY	81	53	39
FEBRUARY	69	49	69
MARCH	56	43	45
APRIL	71	53	58
MAY	59	44	50
JUNE	37	58	41
JULY	72	41	48
AUGUST	61	50	44
SEPTEMBER	50	62	40
OCTOBER	55	51	38
NOVEMBER	34	43	39
TOTAL	645	547	511

ROBBERIES

MONTH	2017	2018	2019
JANUARY	60	50	34
FEBRUARY	38	31	40
MARCH	45	25	41
APRIL	37	37	39
MAY	37	33	23
JUNE	36	28	39
JULY	42	40	39
AUGUST	39	31	29
SEPTEMBER	46	31	25
OCTOBER	31	37	30
NOVEMBER	61	39	25
TOTAL	472	382	364

As of 2017 Non-Agg Assaults are no longer included as part of Part 1 crimes. This will be the case from here on out.

Measure L Projects

State Route 132 West Expressway

Expenses		Revenues	
Project Code	101119	City Funds	\$0
Project Budget	\$125,482,720	Federal Funds	\$9,870,886
Encumbered	\$10,072,041	State Funds	\$83,811,834
Expended	\$467,749	Measure L	\$31,800,000
Available	\$114,952,929	Total	\$125,482,720
		Received	\$125,482,720

Estimated Completion Date: July 2022

Phase: Construction

Overall Project Details:

This project includes construction of an access-controlled, 2-lane expressway along a new alignment south of Kansas Avenue starting from the east side of SR-99 at the base of the Needham Street Bridge west to Dakota Avenue and along Dakota Avenue to the existing SR-132/Maze Boulevard.

Latest Project Status:

Construction began on December 10, 2019.



Wylie Road, Floyd Ave, Carver Road Street Improvements

Expenses		Revenues	
Project Code	101038	City Funds	\$0
Project Budget	\$2,400,000	Federal Funds	\$0
Encumbered	\$64,555	State Funds	\$0
Expended	\$2,134,138	Measure L	\$2,400,000
Available	\$201,307	Total	\$2,400,000
		Received	\$2,400,000

Estimated Completion Date: December 2019

Phase: Construction

Overall Project Details:

This project will provide street maintenance on portions of Wylie, Floyd and Carver.

Latest Project Status:

The contractor is working on minor punch list items.



Wylie & Rose Before



Wylie & Rose After

Village One Slurry Seal

Expenses		Revenues	
Project Code	101120	City Funds	\$0
Project Budget	\$2,762,060	Federal Funds	\$0
Encumbered	\$188,196	State Funds	\$0
Expended	\$2,302,153	Measure L Funds	\$2,762,060
Available	\$271,711	Total	\$0
		Received	\$2,762,060

Estimated Completion Date: December 2019

Phase: Construction

Overall Project Details:

Slurry seal residential streets within the Village One Area.

Latest Project Status:

The contractor is working on minor punch list items.



Upgrade Traffic Signals 2013

Expenses		Revenues	
Project Code	100634	City Funds	\$0
Project Budget	\$1,039,851	Federal Funds	\$864,851
Encumbered	\$736,450	State Funds	\$0
Expended	\$117,528	Measure L Funds	\$175,000
Available	\$185,873	Total	\$1,039,851
		Received	\$1,039,851

Estimated Completion Date: February 2020

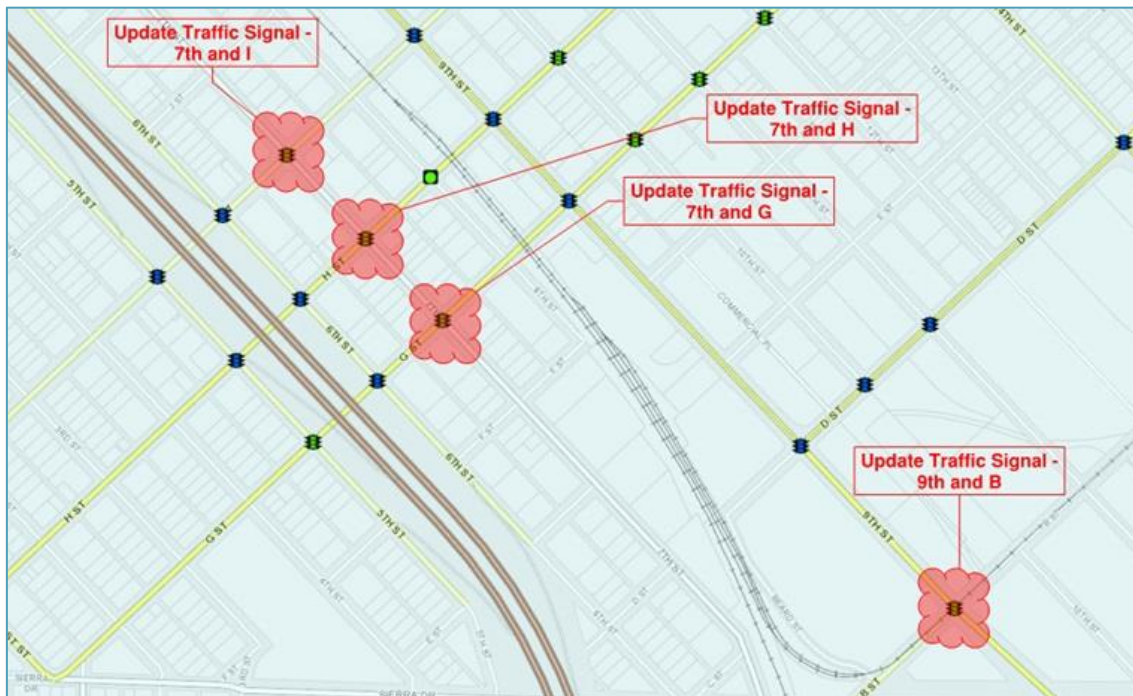
Phase: Construction

Overall Project Details:

This project consists of upgrading traffic signals at 9th and B, 7th and G, 7th and H & 7th and I Streets. As well as installing pedestrian push buttons, indications, and vehicle detector loops for ADA compliance.

Latest Project Status:

St. Francis Electric set to begin work this month.



SB 1 Project

Expenses		Revenues	
Project Code		City Funds	\$0
Project Budget	\$1,516,810	Federal Funds	\$0
Encumbered	\$0	State Funds	\$1,516,810
Expended	\$667,013	Other Funds	\$0
Available	\$849,797	Total	\$1,516,810
		Received	\$3,620,298 ¹

Estimated Completion Date: October 2020

Phase: 5th Season of Annual Program

Overall Project Details:

The purpose of this program is to maintain and preserve the streets of Modesto by applying type II slurry made of emulsion oil and aggregate. SB1 funding provides an average of 95 lane miles of residential street preservation each season. Expenses and revenues outlined above reflect the 2018 slurry season.

Project Status:

12.26 lane miles of crack seal application have been completed.



¹ Total Road Maintenance and Rehabilitation Account (RMRA) for all projects

Parks, Recreation & Neighborhoods

Enslin Park Outdoor Venue

Expenses		Revenues	
Project Code	101200	City Funds	\$40,000
Project Budget	\$210,000	Federal Funds	\$0
Encumbered	\$2,819	State Funds	\$0
Expended	\$28,564	Other Funds (Community)	\$170,000
Available	\$8,616	Total	\$210,000
		Received	\$40,000

Estimated Completion Date: March 2020

Phase: Construction

Overall Project Details:

The Enslin Park Outdoor Venue Project is a Park Partners project that consists of the removal of horseshoe pits and grass turf area outside of the Boy Scout Club House to make way for the construction of a concrete paved event plaza and youth playground. The project is sponsored through community fundraising efforts and in-kind donations from local organizations including: College Area Neighborhood Alliance, Simile Construction, Valero Petroleum, Boyett Petroleum, SMCC Construction, Collins Electric, Beard Land and Investment, and Modesto Neighborhoods, Inc. Once completed, the project will be donated to the City of Modesto as a reservable event venue.

Latest Project Status:

During the month of December, general construction was completed, including playground assembly, safety checks, plaza concrete work, and electrical/lighting. The re-seeding of the turf area has been delayed due to the weather and re-seeding of the grass area is scheduled for early January and should be established and ready for public use in March. Staff is considering options for opening the completed portions of the project, before the final project completion.



Public Works

MAX Video Surveillance Upgrade

Expenses		Revenues	
Project Code	101151	City Funds	\$0
Project Budget	\$352,720	Federal Funds	\$0
Encumbered	\$352,720	State Funds	\$352,270
Expended	\$0	Other Funds	\$0
Available	\$352,720	Total	\$352,270
		Received	\$352,720

Estimated Completion Date: January 2020

Phase: Implementation

Overall Project Details:

This project will upgrade the video surveillance system on Modesto Area Express (MAX) buses. The new system includes cameras with audio and video, automated downloading over a wireless system, live look-in capability and other features to provide better safety and security.

Latest Project Status:

Installation has been completed in 48 buses. The remainder of the fleet will be completed in January.



Commuter Bus Rebrand

Expenses		Revenues	
Project Code	101160	City Funds	\$0
Project Budget	\$40,000	Federal Funds	\$0
Encumbered	\$38,896	State Funds	\$40,000
Expended	\$0	Other Funds	\$0
Available	\$38,896	Total	\$40,000
		Received	\$40,000

Estimated Completion Date: January 2020

Phase: Implementation

Overall Project Details:

This project will repaint three of the MAX Commuter Express buses to match the newest model. This new branding scheme provides a positive image for the system, and enables customers find buses easily. The MAX Commuter Express buses provide service to the Altamont Corridor Express (ACE) train station in Lathrop and the Bay Area Rapid Transit (BART) station in Pleasanton/Dublin.

Latest Project Status:

The first bus was completed in December, the second bus is on target to be completed and returned to service in January with the third bus following in February.



Utilities

Bermuda Way Strengthen & Replace Water Mains

Expenses		Revenues	
Project Code	100857	City Funds	\$2,434,340
Project Budget	\$2,434,340	Federal Funds	\$0
Encumbered	\$1,098,421	State Funds	\$0
Expended	\$621,758	Other Funds	\$0
Available	\$714,161	Total	\$0
		Received	\$0

Completion Date: February 2020

Phase: Construction

Overall Project Details:

The Bermuda Way Neighborhood is one of many prioritized areas in the City's water service area that require replacement of current, aging water infrastructure. The Bermuda Way Strengthen & Replace Water Mains Project will replace and upgrade deficient water mains, associated water valves, services and fire hydrants to increase service reliability, flows, and pressures. The project area is bounded by Roosevelt Drive on the west, Sherwood Avenue on the east, Granger Avenue on the north and Orangeburg Avenue on the south.



Latest Project Status:

This project is 90% complete. Significant work was completed in December as all the remaining water mains were installed on Roosevelt, Granger, Bermuda and Orangeburg. Bacterial testing, as well as transferring, and connecting service connections are the only outstanding items.



Del Rio Tank 14, Well 68 & Pump Station

Expenses		Revenues	
Project Code	100473	City Funds	\$14,077,889
Project Budget	\$14,077,889	Federal Funds	\$0
Encumbered	\$6,260,083	State Funds	\$0
Expended	\$7,139,898	Other Funds	\$0
Available	\$677,907	Total	\$0
		Received	\$0

Completion Date: Summer 2020

Phase: Construction

Overall Project Details:

This project will construct a 0.25 million gallon steel water tank, a 1,000 gallon-per-minute well production pump, a 2.45 million gallon-per-day booster pump station, a 1.4 acre-foot retention basin, and a 16-inch transmission main installation from the intersection of St. John Road and Country Club Drive, south to Ladd Road, where it will tie into the tank site. The project will increase service reliability and correct the existing supply and pressure deficiencies of the City's Del Rio water system, located northwest of the Modesto city limits. The project site is located at 718 Ladd Road on approximately 4 acres just southeast of the intersection of Ladd Road and St. Johns Road.

Latest Project Status:

This project is approximately 65% complete. Work continued but was slow due to weather and the holidays. Piping was installed from the tank to the pump station while the pump station building had the roof gable embeds formed and installed. The compressor, enclosure and electrical panel were installed at the hydro tank.



Water Corporation Yard

Expenses		Revenues	
Project Code	100812	City Funds	\$19,711,500
Project Budget	\$19,711,500	Federal Funds	\$0
Encumbered	\$879,931	State Funds	\$0
Expended	\$18,198,269	Other Funds	\$0
Available	\$633,300	Total	\$0
		Received	\$0

Completion Date: February 2020

Phase: Design/Construction

Overall Project Details:

The project will consolidate the Utilities Department Water Services Division’s three locations into one location at 4240 Litt Road. The project will be delivered utilizing the design build procurement method. In addition, the project will construct a satellite maintenance yard for Parks Operations. Improvements include an administration building, post-framed storage structure, maintenance storage structure, site improvements and vehicle/tire washout.



Latest Project Status:

This project is 96% complete. The project is nearing completion as all furniture within the buildings have been installed; such as refrigerators, microwaves, white boards, tack boards; monitors, screens and projectors. Carpet and flooring was also installed. The canopy on the south side of the administration building was erected, welded and painted. AT&T completed extending services along Litt Road to serve the Corporation Yard which allowed testing of the fire alarm and phone system.

City staff, consultant design staff walked the entire site creating a punch list for the contractor to complete in the month of January. Testing for CCTV, intrusion, access and other IT components are expected in January as well. Additionally, Water Services began relocating equipment and materials from the Codoni site to the new Corp yard site in preparation of the final move by the end of February.



Grogan Park Production Well

Expenses		Revenues	
Project Code	101035	City Funds	\$2,548,728
Project Budget	\$2,548,728	Federal Funds	\$0
Encumbered	\$92,598	State Funds	\$0
Expended	\$2,190,931	Other Funds	\$0
Available	\$265,299	Total	\$0
		Received	\$0

Completion Date: October 2019

Phase: Construction

Overall Project Details:

This project will provide a 1,500 gallon-per-minute potable well to serve the Tivoli specific plan area at the corner of Sylvan Avenue and Litt Road. Surface improvements will include the well pump, yard piping, mechanical, electrical and structural components.

Latest Project Status:

This project is 98% complete. Lubrication of the system was requested by the contractor which would force water to the system. City Staff met with the contractor to determine the course of action which required additional Title 22 testing. Testing was completed and the results are pending. Once results are approved by the State, the contractor will be able to finalize the last portion of the project. Additionally, staff began the permitting process with the State to permanently send water to the distribution system.



Amtrak North Parking Lot Project

Expenses		Revenues	
Project Code	101014	City Funds	\$0
Project Budget	\$638,245	Federal Funds	\$0
Encumbered	\$404,589	State Funds	\$0
Expended	\$184,343	Local Transportation Funds	\$ 638,245
Available	\$49,313	Total	\$0
		Received	\$0

Completion Date: March 2020

Phase: Construction

Overall Project Details:

This project will increase the size of the existing parking lot at the Modesto Amtrak Station by adding 77 parking stalls to accommodate increase use of the station. During several holiday periods throughout the year, the existing parking lot is unable to accommodate the number of vehicles that need to be parked there.

Latest Project Status:

Construction is 30% complete. Activities have begun with the contractor mobilizing equipment to finish the parking lot. A contract between the surety and McFadden Construction (who will finish the parking lot) was finalized. Due to weather and the holidays, work was not completed in December.



Del Rio Well 70 (Replacing Well 271) Surface Improvements

Expenses		Revenues	
Project Code	101078	City Funds	\$3,803,200
Project Budget	\$3,803,200	Federal Funds	\$0
Encumbered	\$2,277,047	State Funds	\$0
Expended	\$113,630	Other Funds	\$0
Available	\$1,412,529	Total	\$0
		Received	\$0

Completion Date: September 2020

Phase: Construction

Overall Project Details:

Del Rio Well 70 (Replacing Well 271) will construct a 1,000 gallons per minute (GPM) potable water well; pump house and generator at the corner of Stewart and McHenry in the Del Rio Service Area. This portion of the project will only be responsible for the above ground improvements. Sub-surface improvements of the well were completed in January 2019.

Latest Project Status:

Due to weather, construction submittals, and requests for information; construction was delayed again. Staff is preparing an extension of a temporary construction agreement with the property owner to the north of the project to extend the time. The contractor did expose the well to determine depths to finalize their approach to construction. Construction will ramp up in 2020 with work expected to begin on Stewart Road.



Design Phase

Department	Project Name	Design Amount	Total Project Amount
Community & Economic Development			
	Claratina: McHenry/Coffee 4 Lane	\$1,402,167	\$6,062,911
	Right Turn Ln McHenry to Briggsmore	\$193,000	\$2,131,892
	WB D St. to NB 9 th St. Right Turn Lane Improvement	\$222,633	\$1,314,936
	2016 Pavement Rehabilitation (La Loma)	\$273,080	\$1,857,573
	Pavement Rehabilitation Crows Landing	\$250,000	\$250,000
	Paradise Road 1 st . to Carpenter Road	\$250,000	\$250,000
	Claratina Phase 1 – Hetch Hetchy Crossing	\$200,000	\$6,270,000
	Pavement Rehabilitation Pelandale Ave.	\$323,000	\$323,000
Measure L	Systemic Safety Analysis Report Program	\$250,000	\$250,000
Measure L	Improve Traffic Flow and Safety – Orville Wright School	\$70,000	\$506,702
Measure L	Paradise Road ATP Cycle III	\$25,000	\$25,000
	Pelandale Avenue Phase II	\$954,363	\$954,363
Measure L	Bike Trail along MID Canal	\$117,222	\$1,092,054
Measure L	Tully Road Safety Improvements	\$34,538	\$411,183
Measure L	Dry Creek Trail Maintenance	\$91,333	\$685,000
Modesto Fire			
	MFD Station No.1 Roof Replacement	\$25,000	\$337,850

Design Phase

Department	Project Name	Design Amount	Total Project Amount
Parks, Recreation & Neighborhoods			
	Virginia Corridor Phase 7	\$ 500,000	\$4,514,442
	Ralston Tower Park Renovation	\$ 100,000	\$1,200,000
	Downey Shade Structure Replacement	\$ 25,000	\$ 250,000
	The Awesome Spot Playground	Community	\$2,500,000
	Carpenter Road Soccer Complex	\$ 35,000	\$1,035,000
	TRRP Neece Drive Boat Launch	\$ 139,000	\$805,000
	TRRP River Overlook	\$ 120,000	\$849,940
Public Works			
	100451 – Fleet Services Heavy Duty Maintenance Bays	\$700,935	\$5,533,141
	101045 – Transit Center Expansion	\$70,000	\$325,000
SB1 \$32,000	101095 – Transit Center Improvements	\$523,544	\$5,640,092
	101096 – MADAR Operations Building	\$30,000	\$500,000
	101098 – MAX Mobility computer Aided Dispatch/Automatic Vehicle Location (CAD/AVL)	\$-	\$447,006
	101149 – Amtrak Restroom Remodel	\$276,979	\$421,979
	101162 – Traffic Signal Prioritization for Transit	\$-	\$200,000
	101187 – Amtrak Roof Replacement	\$55,000	\$55,000
	101191 – USB Ports on all Transit Buses	\$-	\$13,118
	101218 – MAX Two-way Radio Communication Upgrade	\$-	\$200,000
	New Transit Bus Purchases	\$-	\$1,982,063

Design Phase

Department	Project Name	Design Amount	Total Project Amount
Utilities			
	Highway Village Strengthen & Replace	\$112,187	\$3,965,000
	Sonoma Trunk Extension	\$288,494	\$1,775,794
	Crows Landing Sewer Trunk	\$120,000	\$1,512,000
	BMF - Parts Storage Room Upgrade	\$100,000	\$930,000
	New Jennings WQC Entrance	\$259,261	\$840,000
	Spencer Avenue Strengthen & Replace	\$105,000	\$1,550,000
	Kansas Avenue 12-inch Water Main Upgrade	\$50,000	\$925,000
	Well 71 Surface Improvements	\$352,000	\$3,485,000